

# SIERRA

## OUTDOOR SEATING COLLECTION



Italian designers Alverto Basaglia and Natalia Roto Nodari studied the way cylinders capture the light and create interesting shadows. Sierra, a game of shadows and light, consists of multiple typicals including seats, benches, a chaise lounge, trash receptacles and a functional barbecue. You are also able to create custom outdoor seat and couch solutions.

This collection's durable, hot-dip galvanized, stainless steel rods last through all four of the seasons. Its 18mm diameter bent pipe structures come in 5 lasting, polyester powder coats.

Designed to be bolted to the ground.

Minimum of three items per each outdoor seating order.

**LEAD TIME: 14 WEEKS**

**FREIGHT NOT INCLUDED IN PRICE**

**CALL FOR LEAD TIME (1-800-433-6614)**



Passes or exceeds all BIFMA required testing.

## STEP 1: CHOOSE A SIERRA TYPICAL CONFIGURATION

**\$1,479**  
BASE MODEL

### SIERRA - XCUBE

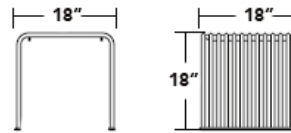
**SINGLE SEAT**  
STANDARD: XCUBE-1

weight capacity: 2500lbs

**LEAD TIME: 14 WEEKS**

FREIGHT NOT INCLUDED IN PRICE

CALL FOR LEAD TIME (1-800-433-6614)



#### Step 2: COLORS


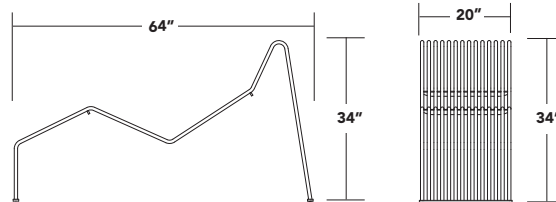
	SUFFIX	QS	DESCRIPTION	SUFFIX	QS	DESCRIPTION	SUFFIX	QS	DESCRIPTION
NO UPCHARGE	■	-1	▲ black	■	-3	▲ white	■	-5	▲ green
	■	-2	▲ anthracite	■	-4	▲ red			

**\$3,264**  
BASE MODEL

### SIERRA - XLC16

**CHAISE**  
STANDARD: XLC16-1

weight capacity: 1000lbs



#### Step 2: COLORS


	SUFFIX	QS	DESCRIPTION	SUFFIX	QS	DESCRIPTION	SUFFIX	QS	DESCRIPTION
NO UPCHARGE	■	-1	▲ black	■	-3	▲ white	■	-5	▲ green
	■	-2	▲ anthracite	■	-4	▲ red			

**\$3,060**  
BASE MODEL

### SIERRA - XFS20

**STRAIGHT BENCH, BACKLESS**  
STANDARD: XFS20-1

weight capacity: 2500lbs



#### Step 2: COLORS

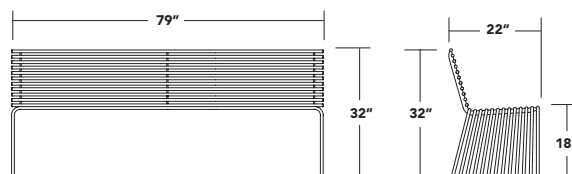
	SUFFIX	QS	DESCRIPTION	SUFFIX	QS	DESCRIPTION	SUFFIX	QS	DESCRIPTION
NO UPCHARGE	■	-1	▲ black	■	-3	▲ white	■	-5	▲ green
	■	-2	▲ anthracite	■	-4	▲ red			

**\$4,080**  
BASE MODEL

### SIERRA - XBS20

**STRAIGHT BENCH WITH BACKREST**  
STANDARD: XBS20-1

weight capacity: 2500lbs



#### Step 2: COLORS

	SUFFIX	QS	DESCRIPTION	SUFFIX	QS	DESCRIPTION	SUFFIX	QS	DESCRIPTION
NO UPCHARGE	■	-1	▲ black	■	-3	▲ white	■	-5	▲ green
	■	-2	▲ anthracite	■	-4	▲ red			

**\$3,570**  
BASE MODEL

## SIERRA - XFC15

**CURVED BENCH, BACKLESS**


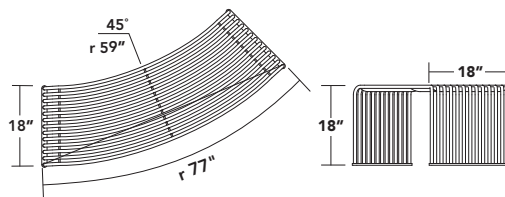
STANDARD: XFC15-1

weight capacity: 2500lbs

**LEAD TIME: 14 WEEKS**

**FREIGHT NOT INCLUDED IN PRICE**

**CALL FOR LEAD TIME (1-800-433-6614)**



(each bench sold separately)

### Step 2: COLORS

NO UPCHARGE	SUFFIX	QS	DESCRIPTION	SUFFIX	QS	DESCRIPTION	SUFFIX	QS	DESCRIPTION
	-1	▲	black	-3	▲	white	-5	▲	green
	-2	▲	anthracite	-4	▲	red			

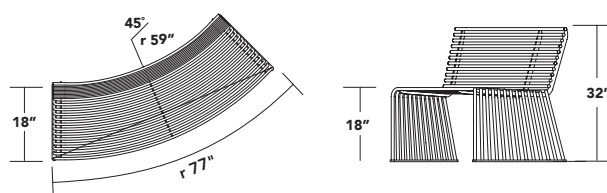
**\$5,304**  
BASE MODEL

## SIERRA - XBC15

**CURVED BENCH WITH BACKREST, CONCAVE**

STANDARD: XBC15-1

weight capacity: 2500lbs



(each bench sold separately)

### Step 2: COLORS

NO UPCHARGE	SUFFIX	QS	DESCRIPTION	SUFFIX	QS	DESCRIPTION	SUFFIX	QS	DESCRIPTION
	-1	▲	black	-3	▲	white	-5	▲	green
	-2	▲	anthracite	-4	▲	red			

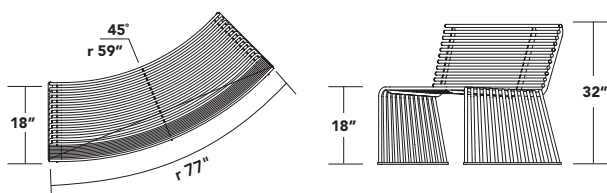
**\$5,304**  
BASE MODEL

## SIERRA - XBX15

**CURVED BENCH WITH BACKREST, CONVEX**

STANDARD: XBX15-1

weight capacity: 2500lbs



(each bench sold separately)

### Step 2: COLORS

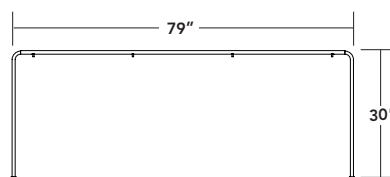
NO UPCHARGE	SUFFIX	QS	DESCRIPTION	SUFFIX	QS	DESCRIPTION	SUFFIX	QS	DESCRIPTION
	-1	▲	black	-3	▲	white	-5	▲	green
	-2	▲	anthracite	-4	▲	red			

**\$4,080**  
BASE MODEL

## SIERRA - XTV20

**TABLE**

STANDARD: XTV20-1



(seats sold separately)

### Step 2: COLORS

NO UPCHARGE	SUFFIX	QS	DESCRIPTION	SUFFIX	QS	DESCRIPTION	SUFFIX	QS	DESCRIPTION
	-1	▲	black	-3	▲	white	-5	▲	green
	-2	▲	anthracite	-4	▲	red			

**\$2,244**  
BASE MODEL

## SIERRA - TRASH RECEPTACLES

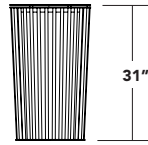
POST MOUNTED OR FREE STANDING

(with removal steel liners)  
STANDARD: XBBO1-1

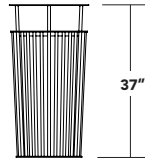
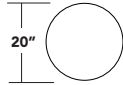
**LEAD TIME: 14 WEEKS**  
FREIGHT NOT INCLUDED IN PRICE  
CALL FOR LEAD TIME (1-800-433-6614)



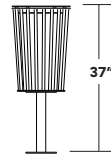
Step 1: MODEL #



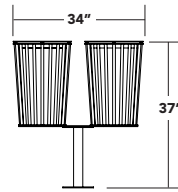
**XBBO1 • STANDARD**  
single free standing,  
open top  
(17 gallon capacity)



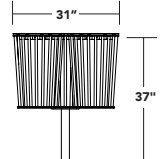
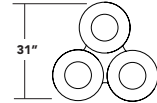
**XBBC1 • NO UPCHARGE**  
single free standing,  
closed top  
(17 gallon capacity)



**XSBP1 • +\$306**  
single mounted,  
open top  
(8 gallon capacity)



**XDBP2 • +\$2,040**  
double mounted,  
open top  
(8 gallon capacity each)



**XTBP3 • +\$3,876**  
triple mounted,  
open top  
(8 gallon capacity each)

Step 2: COLORS

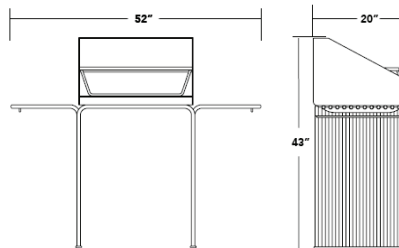
NO UPCHARGE			SUFFIX	QS	DESCRIPTION	SUFFIX	QS	DESCRIPTION	SUFFIX	QS	DESCRIPTION
			1	▲	black	3	▲	white	5	▲	green
			2	▲	anthracite	4	▲	red			

**\$4,284**  
BASE MODEL

## SIERRA - XBBQ

BARBECUE

(with removal steel liner)  
STANDARD: XBBQ-1



Step 2: COLORS

NO UPCHARGE			SUFFIX	QS	DESCRIPTION	SUFFIX	QS	DESCRIPTION	SUFFIX	QS	DESCRIPTION
			1	▲	black	3	▲	white	5	▲	green
			2	▲	anthracite	4	▲	red			

**\$100**  
BASE MODEL

## SIERRA - UT15

SKATE GUARD BLOCKS

STANDARD: UT15

BUILD YOUR PART NUMBER

STEP 1 - STEP 2  
(model#) (color)

BUILD YOUR OWN SIERRA CONFIGURATION

SIERRA offers a customizable configuration consisting of pieces that are designed to be mounted and secured. Please email [info@viaseating.com](mailto:info@viaseating.com) for help in developing your own SIERRA piece and for information on mounting hardware (not included) and installation.

Important steps & notes for describing your custom SIERRA configuration:

- 1) Always start from the leftmost arm or seat to the rightmost moving clockwise imagining you are looking down at the configuration from an aerial view. Start from the outside of the configuration to the inside.
- 2) Unless otherwise stated, arms and seats are connected to other arms and seats using 2 brackets.
- 3) These configurations are designed to be bolted to the ground.

SIERRA - BUILD CUSTOM SEATING  
MODULAR OUTDOOR SEATING

LEAD TIME: 14 WEEKS  
FREIGHT NOT INCLUDED IN PRICE  
CALL FOR LEAD TIME (1-800-433-6614)

STANDARD: XSM-1

Step 1: STARTING COMPONENT (ARM OR SEAT)

**XSM** ▲ **\$2,142**  
single seat

**XSA** ▲ **\$1,224**  
single arm

Step 1a: BRACKET (FOR CONNECTING TO SEATS)

**XB1** ▲ General Connecting Bracket **\$173**

**XB2** ▲ Middle Arm Connecting Bracket **\$224**

Step 2: COLORS											
	SUFFIX	QS	DESCRIPTION		SUFFIX	QS	DESCRIPTION		SUFFIX	QS	DESCRIPTION
NO UPCHARGE		-1	▲ black		-3	▲ white		-5	▲ green		
		-2	▲ anthracite		-4	▲ red					

BUILD YOUR PART NUMBER

STEP 1

-

STEP 1a

-

STEP 1

-

STEP 1a

-


STEP 2

(repeat adding components from step 1 and 1a moving from left to right until your configuration is complete)




SIERRA - SAMPLE CUSTOM CONFIGURATIONS

MODULAR OUTDOOR SEATING



XSA-XB1-XSM-XB1-XSA-3



XSA-XB1-XSM-XB1-XSM-XB1-XSM-XB1-XSM-XB1-XSA-3

# SPEC STOOL

MULTIPURPOSE | HEALTH CARE



hand-activated



foot-activated

Spec Stool can fit anywhere and can meet applications for compact guest seating. There is the option of a stool height for height adjustable desks or lab areas. It offers a comfortable, perfectly round seat with two height adjustment options; one operated by hand and the other operated by foot activation. The latter makes it suitable for medical stool use. But as the name suggests, you can spec this anywhere. Versatility is its strength.

#### True 48-Hour Commitment

- **20/48** 20 Chairs Every 48 Hours
- **10/48** 10 Chairs Every 48 Hours
- ▲ **CALL FOR LEAD TIME** (1-800-433-6614)



Passes or exceeds all BIFMA required testing.

**\$473**  
BASE MODEL

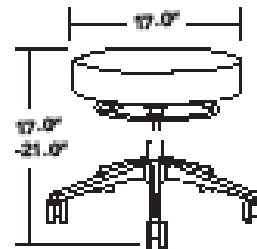
## SPEC STOOL - HAND-ACTIVATED 1416

MULTIPURPOSE | SIDE CHAIR

STANDARD: 1416-13BB-18HP-GR A

True 48-Hour Commitment

- **20/48** 20 Chairs Every 48 Hours
- **10/48** 10 Chairs Every 48 Hours
- ▲ **CALL FOR LEAD TIME** (1-800-433-6614)



seat only: COM 0.75 yd; COL 7.25 sq. ft.  
weight capacity: 300 lbs

### Step 1: CHOOSE YOUR BASE

				
<b>-13BB • STANDARD</b>	<b>-18BB • STANDARD</b>	<b>-18PB • \$105</b>	<b>-18BA • \$105</b>	<b>-18WB • \$105</b>
24" black high crown base	26" black polyurethane	26" polished aluminum	26" brushed aluminum	26" white aluminum

### Step 1a: CHOOSE YOUR CASTERS

SUFFIX	QS	DESCRIPTION	PRICE	SUFFIX	QS	DESCRIPTION	PRICE
 <b>-16HP</b>	●	black carpet	<b>STANDARD</b>	 <b>-16SCG</b>	●	gray hard floor	<b>\$27</b>
				 <b>-16GL</b>	●	black glide	<b>\$27</b>

### Step 2: OPTIONS

SUFFIX	QS	DESCRIPTION	PRICE	SUFFIX	QS	DESCRIPTION	PRICE
<b>-21TB133T</b>	○	TB133 fire rated products	<b>\$105</b>	<b>-11DR</b>	●	stool kit - footring	<b>\$143</b>
				<b>-11XDR</b>	●	tall stool kit - footring	<b>\$143</b>

(stool kits on 18BB, 18PB, 18BA, 18WB only)

### Step 3: CHOOSE YOUR FABRIC

Fabric Upgrade	A	B	1/COM	2	3/COL	4	5	6	7	8
Upcharge	<b>STANDARD</b>	<b>\$12</b>	<b>\$27</b>	<b>\$54</b>	<b>\$70</b>	<b>\$97</b>	<b>\$141</b>	<b>\$169</b>	<b>\$271</b>	<b>\$410</b>

### BUILD YOUR PART NUMBER

-  -  -   
 STEP 1      STEP 1a      STEP 2      STEP 3

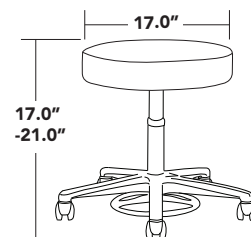
**\$650**  
BASE MODEL

## SPEC STOOL - FOOT-ACTIVATED 1401

MULTIPURPOSE | SIDE CHAIR

(1401's black base is unique to this model)

STANDARD: 1401-GR A



seat only: COM 0.75 yd; COL 7.25 sq. ft.  
weight capacity: 300 lbs

### Step 1: OPTIONS

SUFFIX	QS	DESCRIPTION	PRICE
<b>-21TB133T</b>	○	TB133 fire rated products	<b>\$105</b>

### Step 2: CHOOSE YOUR FABRIC

Fabric Upgrade	A	B	1/COM	2	3/COL	4	5	6	7	8
Upcharge	<b>STANDARD</b>	<b>\$12</b>	<b>\$27</b>	<b>\$54</b>	<b>\$70</b>	<b>\$97</b>	<b>\$141</b>	<b>\$169</b>	<b>\$271</b>	<b>\$410</b>

### BUILD YOUR PART NUMBER

-   
 STEP 1      STEP 2



# SPLASH

MULTIPURPOSE SEATING | HIGH DENSITY STACKER



Need versatility? Look no further than the Splash multipurpose series. Utilize its poly or mesh backs atop a poly seat. Add an upholstered pad to either version or upholstered back and seat pad to the full poly models. Apply a chrome or black book rack. Utilize a white or black laminate tablet. Play with 2 frame, 6 poly colors, 8 mesh patterns and fabric. Add arms that match the color of your poly seat. Sit atop a sled or swivel base chair or stool. Splash customizes to fit your space.

Need more? The Splash series also offers a table with a chrome frame, black panel and white surface. Both the table and sled models can utilize high density stacking transport carts.

#### True 48-Hour Commitment

- **20/48** 20 Chairs Every 48 Hours
- **10/48** 10 Chairs Every 48 Hours
- ▲ **CALL FOR LEAD TIME** (1-800-433-6614)



Passes or exceeds all BIFMA required testing.

**\$245**  
BASE MODEL

## SPLASH - SLED BASE

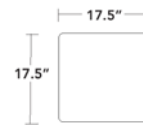
GUEST | STACK | STOOL

STANDARD: 801-B-01 (ARMLESS MODEL)

(stacks 20 high on floor - chair models)

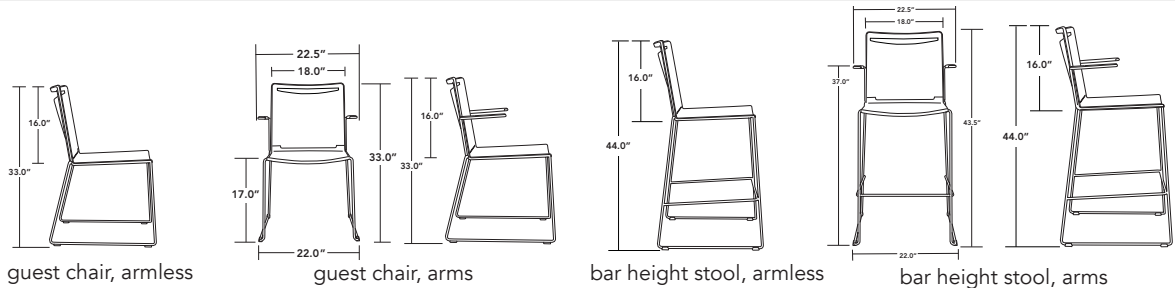
True 48-Hour Commitment

- 20/48 20 Chairs Every 48 Hours
- 10/48 10 Chairs Every 48 Hours
- ▲ CALL FOR LEAD TIME (1-800-433-6614)



**Shipping:** 801/802/811/812 ships 4 per box. Add \$25.00 net for orders of 1.  
**8US Upholstered Seat Pad:** COM 0.75 yd; COL 5.0 sq. ft.  
**8USB Upholstered Back Pad:** COM 0.75 yd; 4.0 sq. ft.  
**Weight Capacity:** 275 lbs

### Step 1: SEATS (MODEL#)



>POLY BACK	801 • STANDARD	811 • +\$40	807 • +\$120	817 • +\$160
>ADD MESH	802 • +\$20	812 • +\$60	808 • +\$140	818 • +\$180

### Step 2: FRAME COLORS

-B black • STANDARD -C chrome • \$22

### Step 3: POLY SEAT AND BACK COLORS

	SUFFIX	QS	DESCRIPTION	SUFFIX	QS	DESCRIPTION	SUFFIX	QS	DESCRIPTION
>FOR MESH & POLY									
NO UPCHARGE	-01	●	black	-02	●	gray	-03	●	white
>ONLY FOR POLY	-04	●	blue	-05	●	sand	-07	●	red
	-08	●	dark gray						

### Step 4: MESH COLORS (mesh back models only)

	SUFFIX	QS	DESCRIPTION	SUFFIX	QS	DESCRIPTION	SUFFIX	QS	DESCRIPTION	PRICE
NO UPCHARGE	-1S	●	black	-4S	▲	orange	-8S	▲	coffee	
	-2S	●	silver	-5S	▲	green	-11S	▲	black copper	\$41
	-3S	▲	blue	-6S	▲	cardinal red	-12S	▲	natural copper	\$41

### Step 5: OPTIONS

SUFFIX	QS	DESCRIPTION	PRICE	SUFFIX	QS	DESCRIPTION	PRICE
-21TB133T	○	TB133 fire rated products	\$105	-81TABB	●	tablet arm laminate, black	\$130
-81GNG	●	ganging bracket	\$27	-81TABW	●	tablet arm laminate, white	\$130
-81BOOKB	●	book rack, black	\$100			(tablets on models with arms only)	
-81BOOKC	●	book rack, chrome	\$100				

### Step 6: POLY SEAT AND BACK COLORS

-8US ▲ UPHOLSTERED SEAT	Fabric	A	B	1/COM	2	3/COL	4	5	6	7	8
	Upcharge	\$70	\$87	\$101	\$119	\$135	\$161	\$193	\$242	\$298	\$410
-8USB ▲ UPHOLSTERED SEAT AND BACK (poly back models only)	Fabric	A	B	1/COM	2	3/COL	4	5	6	7	8
	Upcharge	\$100	\$128	\$166	\$200	\$243	\$285	\$357	\$467	\$569	\$840

### BUILD YOUR PART NUMBER

-  -  -  -  -   
 STEP 1      STEP 2      STEP 3      STEP 4      STEP 5      STEP 6

**\$445**  
BASE MODEL

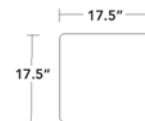
## SPLASH - SWIVEL BASE

GUEST | STOOL

STANDARD: 805-B-01 (ARMLESS MODEL)

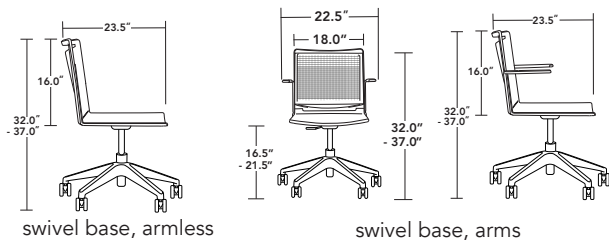
True 48-Hour Commitment

- **20/48** 20 Chairs Every 48 Hours
- **10/48** 10 Chairs Every 48 Hours
- ▲ **CALL FOR LEAD TIME** (1-800-433-6614)



**8US Upholstered Seat Pad:** COM 0.75 yd; COL 5.0 sq. ft.  
**8USB Upholstered Back Pad:** COM 0.75 yd; 4.0 sq. ft.  
**Weight Capacity:** 275 lbs

### Step 1: SEATS (MODEL#)



swivel base, armless

swivel base, arms

>POLY BACK **805 • STANDARD**

**815 • +\$40**

>ADD MESH **806 • +\$20**

**816 • +\$60**

### Step 2: FRAME COLORS

■ **-B BLACK • STANDARD**

■ **-C CHROME • \$22**

### Step 3: POLY SEAT AND BACK COLORS

#### >FOR MESH & POLY

NO  
UPCHARGE

SUFFIX	QS	DESCRIPTION	SUFFIX	QS	DESCRIPTION	SUFFIX	QS	DESCRIPTION
■ <b>-01</b>	●	black	■ <b>-02</b>	●	gray	■ <b>-03</b>	●	white
■ <b>-04</b>	●	blue	■ <b>-05</b>	●	sand	■ <b>-07</b>	●	red
■ <b>-08</b>	●	dark gray						

#### >ONLY FOR POLY

### Step 4: MESH COLORS (mesh back models only)

SUFFIX	QS	DESCRIPTION	SUFFIX	QS	DESCRIPTION	SUFFIX	QS	DESCRIPTION	PRICE
■ <b>-15</b>	●	black	■ <b>-4S</b>	▲	orange	■ <b>-8S</b>	▲	coffee	
■ <b>-25</b>	●	silver	■ <b>-5S</b>	▲	green	■ <b>-11S</b>	▲	black copper	<b>\$41</b>
■ <b>-35</b>	▲	blue	■ <b>-6S</b>	▲	cardinal red	■ <b>-12S</b>	▲	natural copper	<b>\$41</b>

### Step 5: OPTIONS

SUFFIX	QS	DESCRIPTION	PRICE	SUFFIX	QS	DESCRIPTION	PRICE
<b>-21TB133T</b>	○	TB133 fire rated products	<b>\$105</b>	<b>-11DR</b>	●	stool kit - footing	<b>\$143</b>
<b>-81TABB</b>	●	tablet arm laminate, black	<b>\$130</b>	<b>-11XDR</b>	●	tall stool kit - footing	<b>\$143</b>
<b>-81TABW</b>	●	tablet arm laminate, white	<b>\$130</b>			(stool kits on 18BB, 18PB, 18BA, 18WB only)	

### Step 6: BASES

<b>-13BB • STANDARD</b>	<b>-18BB • STANDARD</b>	<b>-18PB • \$105</b>	<b>-18BA • \$105</b>	<b>-18WB • \$105</b>
24" black high crown base	26" black polyurethane	26" polished aluminum	26" brushed aluminum	26" white aluminum

### Step 6a: CASTERS

SUFFIX	QS	DESCRIPTION	PRICE	SUFFIX	QS	DESCRIPTION	PRICE
■ <b>-16HP</b>	●	black carpet	<b>STANDARD</b>	■ <b>-16SCG</b>	●	gray hard floor	<b>\$27</b>
				■ <b>-16GL</b>	●	black glide	<b>\$27</b>

### Step 7: POLY SEAT AND BACK COLORS

	Fabric	A	B	1/COM	2	3/COL	4	5	6	7	8
<b>-8US ▲ UPHOLSTERED SEAT</b>	Upcharge	<b>\$70</b>	<b>\$87</b>	<b>\$101</b>	<b>\$119</b>	<b>\$135</b>	<b>\$161</b>	<b>\$193</b>	<b>\$242</b>	<b>\$298</b>	<b>\$410</b>
<b>-8USB ▲ UPHOLSTERED SEAT AND BACK</b> (poly back models only)	Fabric	A	B	1/COM	2	3/COL	4	5	6	7	8
	Upcharge	<b>\$100</b>	<b>\$128</b>	<b>\$166</b>	<b>\$200</b>	<b>\$243</b>	<b>\$285</b>	<b>\$357</b>	<b>\$467</b>	<b>\$569</b>	<b>\$840</b>

### BUILD YOUR PART NUMBER

-  -  -  -  -  -  -   
 STEP 1      STEP 2      STEP 3      STEP 4      STEP 5      STEP 6      STEP 6a      STEP 7



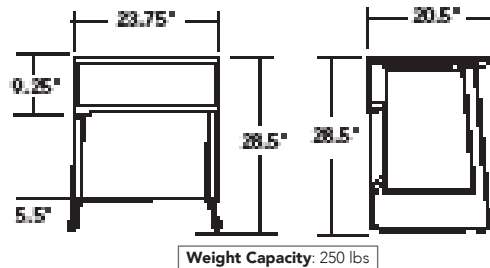
## SPLASH - SLED BASE TABLE 809

GUEST | STACK

STANDARD: 809-C-01-03T  
(stacks 10 high on floor)

True 48-Hour Commitment

- 20/48 20 Chairs Every 48 Hours
- 10/48 10 Chairs Every 48 Hours
- ▲ CALL FOR LEAD TIME (1-800-433-6614)



Step 1: FRAME COLORS

■ -C chrome ● **STANDARD**

Step 2: PANEL COLOR

■ -01 ● black

Step 3: SURFACE COLOR

□ -03T ● white surface

BUILD YOUR PART NUMBER

□ - □ - □  
STEP 1 STEP 2 STEP 3

## ADD TRANSPORT CARTS



## SPLASH - CHAIR TRANSPORT CART -800C

STACK

STANDARD: -800C

Step 1: ADD A TRANSPORT CART

-800C HIGH DENSITY TRANSPORT CARD ● **STANDARD**

(Stacks 40 regular, 20 upholstered of models 801, 802, 811, 812)



## SPLASH - TABLE TRANSPORT CART -800D

STACK

STANDARD: -800D

Step 1: ADD A TRANSPORT CART

-800D HIGH DENSITY TRANSPORT CARD ● **STANDARD**

(Stacks 20 high of model 809 only)



# SUTRO

MULTIPURPOSE SEATING | WALL SAVER FRAME



side chair



swivel base



transport cart

Sutro is a versatile multipurpose seating series that is available in three different poly colors; black, white and gray, two wall saver frame colors (black or silver) and with or without casters. Sutro can also be specified with a five star swivel base and drafting stool height. Upholstered seat and back pads are also available.

#### True 48-Hour Commitment

- **20/48** 20 Chairs Every 48 Hours
- **10/48** 10 Chairs Every 48 Hours
- ▲ **CALL FOR LEAD TIME** (1-800-433-6614)



Passes or exceeds all BIFMA required testing.

**\$170**  
BASE MODEL

## SUTRO - FOUR LEG BASE

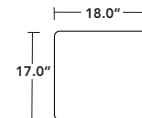
### MULTIPURPOSE | SIDE CHAIR

STANDARD: 602-B-01 (ARMLESS MODEL)

(stacks 5 high on floor)

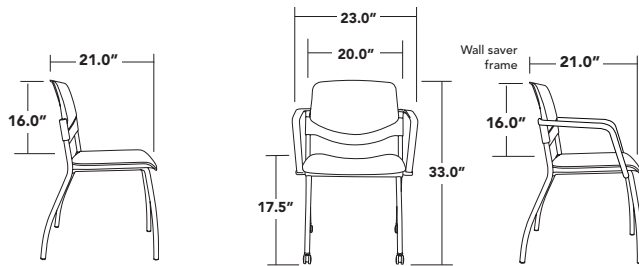
True 48-Hour Commitment

- **20/48** 20 Chairs Every 48 Hours
- **10/48** 10 Chairs Every 48 Hours
- ▲ **CALL FOR LEAD TIME** (1-800-433-6614)



shipping: 602/622 2 per box. Add \$25.00 net for orders or 1.  
**6US upholstered seat pad:** COM 0.75 yd; COL 5.5 sq. ft.  
**6USB upholstered back pad:** COM 0.5 yd; 3.0 sq. ft.  
**weight capacity:** 400lbs

#### Step 1: MODELS



**602 • STANDARD**

**622 • + \$54**

#### Step 2: FRAME COLOR

**-B** black ● **STANDARD** **-S** silver ● **\$41**

#### Step 3: POLY SEAT AND BACK COLORS

NO UPCHARGE	SUFFIX	QS	DESCRIPTION	SUFFIX	QS	DESCRIPTION	SUFFIX	QS	DESCRIPTION
	<b>-01</b>	●	black	<b>-02</b>	●	gray	<b>-03</b>	●	white

#### Step 4: OPTIONS

SUFFIX	QS	DESCRIPTION	PRICE	SUFFIX	QS	DESCRIPTION	PRICE
<b>-21TB133T</b>	○	TB133 fire rated products	<b>\$105</b>	<b>-WH</b>	●	four leg frame with casters (not stackable)	<b>\$70</b>
<b>-21GNG</b>	●	gang attachment	<b>\$27</b>				

#### Step 5: UPHOLSTERED PADS

	Fabric	A	B	1/COM	2	3/COL	4	5	6	7	8
<b>-6US ▲ UPHOLSTERED SEAT</b>	Upcharge	<b>\$70</b>	<b>\$87</b>	<b>\$101</b>	<b>\$119</b>	<b>\$135</b>	<b>\$161</b>	<b>\$193</b>	<b>\$242</b>	<b>\$298</b>	<b>\$410</b>
<b>-6USB ▲ UPHOLSTERED SEAT AND BACK</b>	Upcharge	<b>\$100</b>	<b>\$128</b>	<b>\$166</b>	<b>\$200</b>	<b>\$243</b>	<b>\$285</b>	<b>\$357</b>	<b>\$467</b>	<b>\$569</b>	<b>\$840</b>

#### BUILD YOUR PART NUMBER

-  -  -  -   
 STEP 1 STEP 2 STEP 3 STEP 4 STEP 5

**\$290**  
BASE MODEL

## SUTRO - TRANSPORT CART -600

### STACK

STANDARD: -600

#### Step 1: ADD A TRANSPORT CART

**-600 TRANSPORT CARD • STANDARD**

(Stacks 8 regular, 6 upholstered high of model 602/622 only)





**\$350**  
BASE MODEL

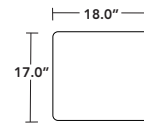
## SUTRO - SWIVEL BASE

### MULTIPURPOSE | SIDE CHAIR

STANDARD: 612-B-01-13BB-16HP (ARMLESS MODEL)

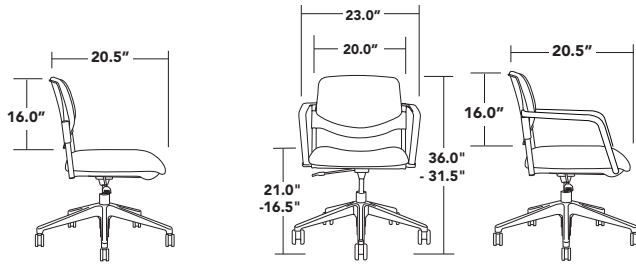
True 48-Hour Commitment

- 20/48 20 Chairs Every 48 Hours
- 10/48 10 Chairs Every 48 Hours
- ▲ CALL FOR LEAD TIME (1-800-433-6614)



6US upholstered seat pad: COM 0.75 yd; COL 5.5 sq. ft.  
6USB upholstered back pad: COM 0.5 yd; 3.0 sq. ft.  
Weight Capacity: 275 lbs

#### Step 1: MODELS



guest chair, armless

612 • STANDARD

guest chair, arms

632 • + \$54

#### Step 2: FRAME COLORS

**-B** black • STANDARD **-S** silver • \$41

#### Step 3: POLY SEAT AND BACK COLORS

NO UPCHARGE	SUFFIX	QS	DESCRIPTION	SUFFIX	QS	DESCRIPTION	SUFFIX	QS	DESCRIPTION
	<b>-01</b>	●	black	<b>-02</b>	●	gray	<b>-03</b>	●	white

#### Step 4: OPTIONS

SUFFIX	QS	DESCRIPTION	PRICE	SUFFIX	QS	DESCRIPTION	PRICE
<b>-21TB133T</b>	○	TB133 fire rated products	<b>\$105</b>	<b>-11DR</b>	●	stool kit - footring	<b>\$143</b>
				<b>-11XDR</b>	●	tall stool kit - footring	<b>\$143</b>

(stool kits on 18BB, 18PB, 18BA, 18WB only)

#### Step 5: BASES

				
<b>-13BB</b> • STANDARD	<b>-18BB</b> • STANDARD	<b>-18PB</b> • \$105	<b>-18BA</b> • \$105	<b>-18WB</b> • \$105
24" black high crown base	26" black polyurethane	26" polished aluminum	26" brushed aluminum	26" white aluminum

#### Step 5a: CASTERS

SUFFIX	QS	DESCRIPTION	PRICE	SUFFIX	QS	DESCRIPTION	PRICE
<b>-16HP</b>	●	black carpet	<b>STANDARD</b>	<b>-16SCG</b>	●	gray hard floor	<b>\$27</b>
				<b>-16GL</b>	●	black glide	<b>\$27</b>

#### Step 6: UPHOLSTERED PADS

	Fabric	A	B	1/COM	2	3/COL	4	5	6	7	8
<b>-6US</b> ▲ UPHOLSTERED SEAT	Upcharge	\$70	\$87	\$101	\$119	\$135	\$161	\$193	\$242	\$298	\$410
	Fabric	A	B	1/COM	2	3/COL	4	5	6	7	8
<b>-6USB</b> ▲ UPHOLSTERED SEAT AND BACK	Upcharge	\$100	\$128	\$166	\$200	\$243	\$285	\$357	\$467	\$569	\$840

#### BUILD YOUR PART NUMBER

-  -  -  -  -  -   
 STEP 1      STEP 2      STEP 3      STEP 4      STEP 5      STEP 5a      STEP 6

# swopper®

for the benefit of your back

## MOTION SEATING



Swopper is the perfect solution for anyone looking to remain comfortable and engaged while sitting. This unique seat supports a healthy back and spine allowing continuous and sturdy 360° and vertical motion. Enhance your seat with Swopper Air, which uses a unique combination of special, high-tech cushioning with a new, climate-active seat cover. This sits snugly over 5 layers that provide a more comfortable, breathable, heat-regulating and pressure-relieving seat. Dress up your space with Swopper Classic, which offers matching springs to your seat.

Add wheels to Swopper Saddle and Air.

Save your back - sit on a swopper today.

Burn up to 400 calories a day sitting actively on a swopper!

### True 48-Hour Commitment

- **20/48** 20 Chairs Every 48 Hours
- **10/48** 10 Chairs Every 48 Hours
- ▲ **CALL FOR LEAD TIME** (1-800-433-6614)



Passes or exceeds all BIFMA required testing.

**\$1,078**  
BASE MODEL

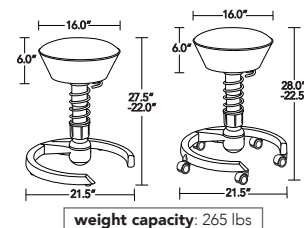
## SWOPPER - SWUS\_CUSTOM

### MADE-TO-ORDER

STANDARD: 1-SWUS\_CUSTOM-A-GR 1

#### True 48-Hour Commitment

- **20/48** 20 Chairs Every 48 Hours
- **10/48** 10 Chairs Every 48 Hours
- ▲ **CALL FOR LEAD TIME** (1-800-433-6614)



#### Step 1: BASE COLOR

**-A ANTHRACITE • STANDARD** **-T TITANIUM • \$26**

#### Step 1a: CASTER OPTION

Suffix	QS	Description	Price
<b>R</b>	●	Black Casters (anthracite base only)	<b>\$89</b>

#### Step 2: FABRIC GRADES

Fabric Upgrade	GR 1/COM	GR 2	GR 3/COL	GR 4	GR 5	GR 6	GR 7	GR 8
Upcharge	<b>STANDARD</b>	<b>\$15</b>	<b>\$40</b>	<b>\$69</b>	<b>\$103</b>	<b>\$148</b>	<b>\$202</b>	<b>\$271</b>

#### BUILD YOUR PART NUMBER

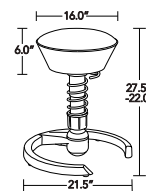
**SWUS-**   -   
STEP 1 STEP 1a STEP 2

**\$1,049**  
BASE MODEL

## SWOPPER - SWUS\_CLASSIC

### CLASSIC WITH MATCHING SPRING, ANTHRACITE BASE

STANDARD: 1-SWUS\_CLASSIC-10



#### Step 1: SEAT FABRIC AND SPRING COLOR

**NO  
UPCHARGE**

SUFFIX	QS	DESCRIPTION	SUFFIX	QS	DESCRIPTION
<b>-01</b>	●	Red Seat/Red Spring	<b>-07</b>	●	Orange Seat/Orange Spring
<b>-02</b>	●	Carbon Seat/Anthracite Spring	<b>-10</b>	●	Black Seat/Anthracite Spring
<b>-06</b>	●	Blue Seat/Blue Spring			

#### BUILD YOUR PART NUMBER

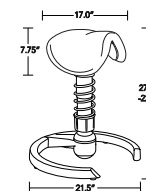
**SWUS-**   
STEP 1

**\$1,247**  
BASE MODEL

## SWOPPER - SWUS\_SADDLE

### SADDLE BLACK LEATHER SEAT, ANTHRACITE BASE

STANDARD: 1-SWUS-SADDLE



#### Step 1: CASTER OPTION

SUFFIX	QS	DESCRIPTION	Price
<b>-R</b>	●	Black Casters	<b>\$89</b>

#### BUILD YOUR PART NUMBER

**SWUS-SADDLE-**   
STEP 1

**\$1,200**  
BASE MODEL

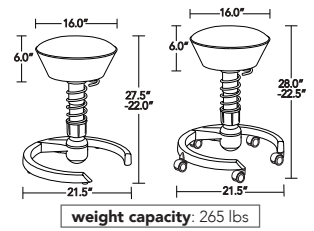
## SWOPPER - SWUS\_AIR

AIR, ANTHRACITE BASE

STANDARD: 1-SWUS\_AIR-30

### True 48-Hour Commitment

- **20/48** 20 Chairs Every 48 Hours
- **10/48** 10 Chairs Every 48 Hours
- ▲ **CALL FOR LEAD TIME** (1-800-433-6614)



### Step 1: SEAT FABRIC AND SPRING COLOR

	SUFFIX	QS	DESCRIPTION	SUFFIX	QS	DESCRIPTION
NO UPCHARGE						
		-30	● Silver		-32	● Lime Green
		-31	● Stone Grey		-33	● Ruby Red

### Step 1a: CASTER OPTIONS

Suffix	QS	Description	Price
<b>R</b>	●	Black Casters (N/A on titanium base)	<b>\$89</b>

### BUILD YOUR PART NUMBER

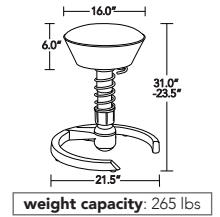
**SWUS-AIR-**  -   
STEP 1 STEP 1a

**\$1,278**  
BASE MODEL

## SWOPPER - SWUS\_HIGH

HIGH, ANTHRACITE BASE

STANDARD: 1-SWUS\_HIGH-A-GR 1



### Step 1: FABRIC GRADES

Fabric Upgrade	GR 1/COM	GR 2	GR 3/COL	GR 4	GR 5	GR 6	GR 7	GR 8
Upcharge	<b>STANDARD</b>	<b>\$15</b>	<b>\$41</b>	<b>\$70</b>	<b>\$105</b>	<b>\$151</b>	<b>\$206</b>	<b>\$276</b>

### BUILD YOUR PART NUMBER

**SWUSH-**   
STEP 1

# TAHOE

## OUTDOOR SEATING COLLECTION



Tahoe, developed by Italian designers Alverto Basaglia and Natalia Roto Nodari, formed from their interest in redefining the classic cosy bench into something hardy and lasting. Tahoe is a solid collection of various benches and tables.

The Tahoe outdoor collection is made up of black or white finish, hot-dip galvanized steel and aluminum staves. Two types of colorizations are available. A polyester powder coat offers the colors black, beige, white, red, green. Heat transfer film allows for a natural, ash wood, grain effect.

Can be freestanding or bolted to the ground.

Minimum of three items per each outdoor seating order.

**LEAD TIME: 14 WEEKS**

**FREIGHT NOT INCLUDED IN PRICE**

**CALL FOR LEAD TIME (1-800-433-6614)**



Passes or exceeds all BIFMA required testing.

## STEP 1: CHOOSE A TAHOE TYPICAL CONFIGURATION

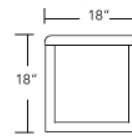
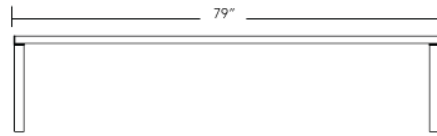
**\$2,652**  
BASE MODEL

### TAHOE - TFC15

FLAT BENCH, BACKLESS, COLOR FINISH

STANDARD: TFC15-1

weight capacity: 2500lbs



#### Step 2: CHOOSE YOUR COLOR

NO UPCHARGE	SUFFIX	QS	DESCRIPTION	SUFFIX	QS	DESCRIPTION	SUFFIX	QS	DESCRIPTION
		-1	▲ black		-3	▲ white		-5	▲ green
		-2	▲ beige		-4	▲ red			

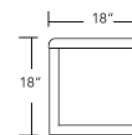
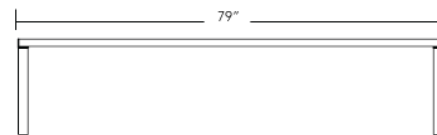
**\$2,958**  
BASE MODEL

### TAHOE - TFN15

FLAT BENCH, BACKLESS, WOOD FINISH

STANDARD: TCN15-2N

weight capacity: 2500lbs



#### Step 2: CHOOSE YOUR COLOR

NO UPCHARGE	SUFFIX	QS	DESCRIPTION
		-2N	▲ anthracite frame/natural top
		-3N	▲ white frame/natural top

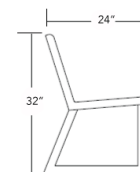
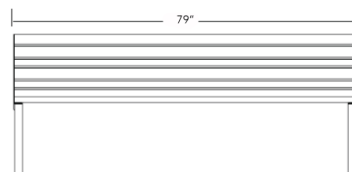
**\$3,570**  
BASE MODEL

### TAHOE - TBC20

BENCH WITH BACKREST, COLOR FINISH

STANDARD: TBC20-1

weight capacity: 2500lbs



#### Step 2: CHOOSE YOUR COLOR

NO UPCHARGE	SUFFIX	QS	DESCRIPTION	SUFFIX	QS	DESCRIPTION	SUFFIX	QS	DESCRIPTION
		-1	▲ black		-3	▲ white		-5	▲ green
		-2	▲ beige		-4	▲ red			

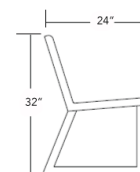
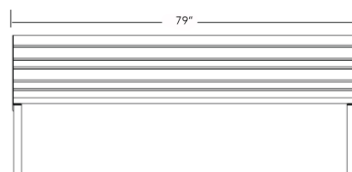
**\$4,284**  
BASE MODEL

### TAHOE - TBN20

BENCH WITH BACKREST, WOOD FINISH

STANDARD: TBN20-2N

weight capacity: 2500lbs



#### Step 2: CHOOSE YOUR COLOR

NO UPCHARGE	SUFFIX	QS	DESCRIPTION
		-2N	▲ anthracite frame/natural top
		-3N	▲ white frame/natural top

**LEAD TIME: 14 WEEKS**  
FREIGHT NOT INCLUDED IN PRICE  
CALL FOR LEAD TIME (1-800-433-6614)



**\$4,386**

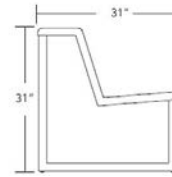

BASE MODEL

## TAHOE - TBC15

BENCH WITH EXTENDED BACK PLATFORM, COLOR FINISH

STANDARD: TBC15-1

weight capacity: 2500lbs



### Step 2: CHOOSE YOUR COLOR

NO UPCHARGE	SUFFIX	QS	DESCRIPTION	SUFFIX	QS	DESCRIPTION	SUFFIX	QS	DESCRIPTION
	■	-1	▲ black	■	-3	▲ white	■	-5	▲ green
	■	-2	▲ beige	■	-4	▲ red			

**\$5,304**

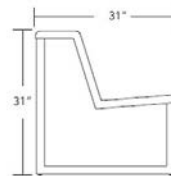

BASE MODEL

## TAHOE - TBN15

BENCH WITH EXTENDED BACK PLATFORM, WOOD FINISH

STANDARD: TBN15-2N

weight capacity: 2500lbs



(each bench sold separately)

### Step 2: CHOOSE YOUR COLOR

NO UPCHARGE	SUFFIX	QS	DESCRIPTION
	■	-2N	▲ anthracite frame/natural top
	■	-3N	▲ white frame/natural top

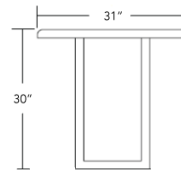
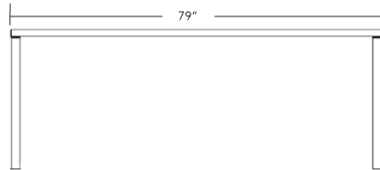
**\$3,723**

BASE MODEL

## TAHOE - TTC25

TABLE, COLOR FINISH

STANDARD: TTC25-1



### Step 2: CHOOSE YOUR COLOR

NO UPCHARGE	SUFFIX	QS	DESCRIPTION	SUFFIX	QS	DESCRIPTION	SUFFIX	QS	DESCRIPTION
	■	-1	▲ black	■	-3	▲ white	■	-5	▲ green
	■	-2	▲ beige	■	-4	▲ red			

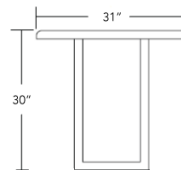
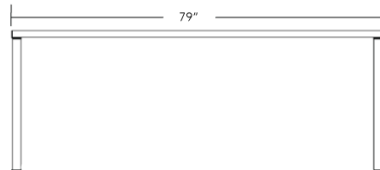
**\$4,488**

BASE MODEL

## TAHOE - TTN25

TABLE, WOOD FINISH

STANDARD: TTN25-2N



(benches sold separately)

### Step 2: CHOOSE YOUR COLOR

NO UPCHARGE	SUFFIX	QS	DESCRIPTION
	■	-2N	▲ anthracite frame/natural top
	■	-3N	▲ white frame/natural top

**LEAD TIME: 14 WEEKS**  
FREIGHT NOT INCLUDED IN PRICE  
CALL FOR LEAD TIME (1-800-433-6614)

BUILD YOUR PART NUMBER

-   
STEP 1 STEP 2

# TERRA

## ERGONOMIC TASK SEATING



Terra may be our most wallet-friendly ergonomic chair, but in no way does this mean it sacrifices on quality and options. All 3 of Terra's seat sizes compliment all 3 ratchet backs. Terra's easy to adjust controls offer posture back, syncro movement and advanced ergo features. The 6 adjustable arm options, many including an adjustable width bracket, ensure comfort in any space. Stool and tall stool kits can be applied.

Customize with an upholstered fabric or leather back.  
COM options are also available.

### True 48-Hour Commitment

- **20/48** 20 Chairs Every 48 Hours
- **10/48** 10 Chairs Every 48 Hours
- ▲ **CALL FOR LEAD TIME** (1-800-433-6614)



Passes or exceeds all BIFMA required testing.

**\$590**  
BASE MODEL

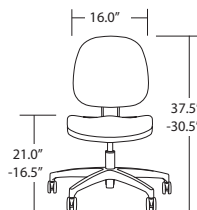
## TERRA - LOW BACK

### ERGONOMIC TASK SEATING

STANDARD: 114-3C-0A-18BB-16HP-GR A

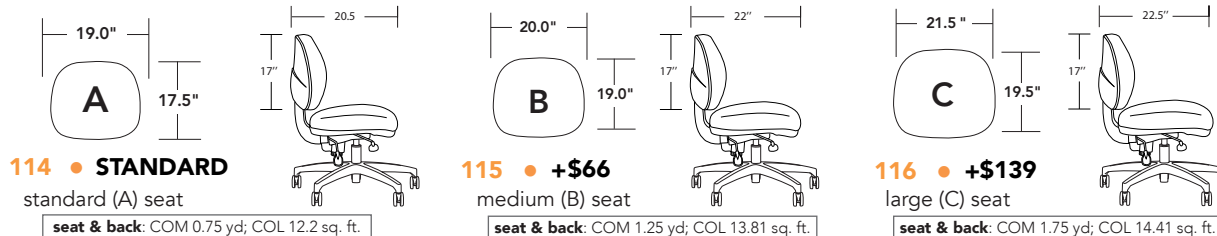
#### True 48-Hour Commitment

- **20/48** 20 Chairs Every 48 Hours
- **10/48** 10 Chairs Every 48 Hours
- ▲ **CALL FOR LEAD TIME** (1-800-433-6614)



**22UBF/22UBL:** COM 0.75 yd; COL 4.6 sq. ft.  
**weight capacity:** see controls.

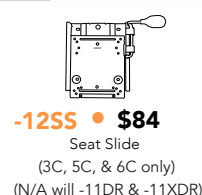
#### Step 1: SEATS (MODEL #): see STEP 5 for petite seats.



#### Step 2: CONTROLS



#### Step 2a: SLIDER



#### Step 3: ARMS



#### Step 3a: CAPS

- standard cap

#### Step 3b: BRACKETS



#### Step 4: BASES



#### Step 4a: CASTERS

SUFFIX	QS	DESCRIPTION	PRICE
-16HP	●	black carpet	STANDARD
-16SCG	●	gray hard floor	\$27
-16GL	●	glide	\$27

#### Step 5: OPTIONS

SUFFIX	QS	DESCRIPTION	PRICE
-21TB133T	○	TB133 fire rated products (must spec 22UBF or 22UBL)	\$105
-22UBF	○	upholstered fabric back shell	\$139
-22UBL	○	upholstered leather back shell	\$165

#### Step 6: FABRIC GRADES

Fabric Upgrade	A	B	1/COM	2	3/COL	4	5	6	7	8
(A) Seat Upcharge	STANDARD	\$13	\$31	\$59	\$89	\$105	\$149	\$179	\$272	\$387
(B) Seat Upcharge	STANDARD	\$13	\$31	\$59	\$89	\$105	\$149	\$179	\$272	\$387
(C) Seat Upcharge	STANDARD	\$13	\$31	\$59	\$89	\$105	\$149	\$179	\$272	\$387

#### BUILD YOUR PART NUMBER

-  -  -   -  -  -  -  -  -

STEP 1      STEP 2      STEP 2a      STEP 3      STEP 3a      STEP 3b      STEP 4      STEP 4a      STEP 5      STEP 6

**\$619**  
BASE MODEL

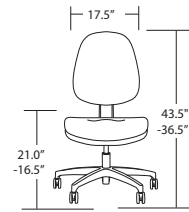
## TERRA - MID BACK

### ERGONOMIC TASK SEATING

STANDARD: 124-3C-0A-18BB-16HP-GR A

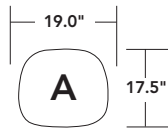
#### True 48-Hour Commitment

- **20/48** 20 Chairs Every 48 Hours
- **10/48** 10 Chairs Every 48 Hours
- ▲ **CALL FOR LEAD TIME** (1-800-433-6614)



**22UBF/22UBL:** COM 0.75 yd; COL 5.5 sq. ft.  
**weight capacity:** see controls.

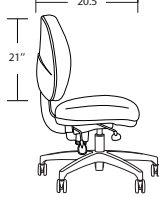
Step 1: SEATS (MODEL #): see STEP 5 for petite seats.



#### 124 ● STANDARD

standard (A) seat

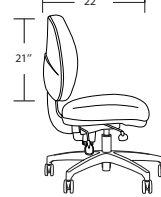
seat & back: COM 1.5 yd; COL 16.18 sq. ft.



#### 125 ● +\$74

medium (B) seat

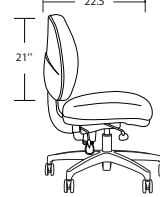
seat & back: COM 1.5 yd; COL 14.75 sq. ft.



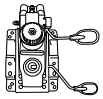
#### 126 ● +\$149

large (C) seat

seat & back: COM 1.75 yd; COL 15.61 sq. ft.

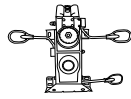


Step 2: CONTROLS



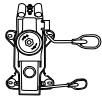
#### -3C ● STANDARD

Active Back Control  
(weight capacity 350lbs)



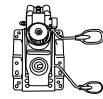
#### -5C ● \$69

Advanced Ergo Control  
(weight capacity 300lbs)



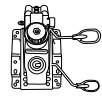
#### -6C ● \$93

Bio-Sync Ergo Control  
(weight capacity 300lbs)



#### -3C-11DR ● \$143

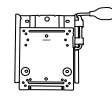
Active Back Control  
with Stool Kit  
(weight capacity 350lbs)  
(A & B seat only)



#### -3C-11XDR ● \$143

Active Back Control  
with Tall Stool Kit  
(weight capacity 350lbs)  
(A & B seat only)

Step 2a: SLIDER



#### -12SS ● \$84

Seat Slide  
(3C, 5C, & 6C only)  
(N/A will -11DR & -11XDR)

Step 3: ARMS

NO ARMS  
-0A  
STANDARD



adjustable height  
straight upright  
arm height: 7.0" to 11.0"  
(from top of seat)  
**10A ● \$82**  
nylon, black



adjustable height  
roll back  
arm height: 7.0" to 9.75"  
(from top of seat)  
**39A ● \$102**  
nylon, black



full function  
arm height: 7.0" to 11.0"  
(from top of seat)  
**18A ● \$112**  
nylon, black



adjustable height  
arm height: 7.5" to 11.5"  
(from top of seat)  
**51A ● \$82**  
nylon, black  
**52A ● \$107**  
nylon, white  
**53A ● \$138**  
aluminum, polished

Step 3a: CAPS

● standard cap

Step 3b: BRACKETS



**-18AB ● \$31**  
adjustable width bracket



(N/A)



**-18AB ● STANDARD**  
adjustable width bracket



**-17AB ● \$31**  
adjustable width bracket

Step 4: BASES



#### -18BB ● STANDARD

26" black polyurethane



#### -18PB ● \$105

26" polished aluminum



#### -18BA ● \$105

26" brushed aluminum



#### -18WB ● \$105

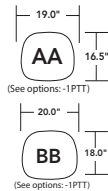
26" white aluminum

Step 4a: CASTERS

SUFFIX	QS	DESCRIPTION	PRICE
-16HP	●	black carpet	<b>STANDARD</b>
-16SCG	●	gray hard floor	<b>\$27</b>
-16GL	●	glide	<b>\$27</b>

Step 5: OPTIONS

SUFFIX	QS	DESCRIPTION	PRICE
<b>-21TB133T</b>	○	TB133 fire rated products (must spec 22UBF or 22UBL)	<b>\$105</b>
<b>-22UBF</b>	○	upholstered fabric back shell	<b>\$139</b>
<b>-22UBL</b>	○	upholstered leather back shell	<b>\$165</b>



Step 6: FABRIC GRADES

Fabric Upgrade	A	B	1/COM	2	3/COL	4	5	6	7	8
(A) Seat Upcharge	<b>STANDARD</b>	<b>\$13</b>	<b>\$31</b>	<b>\$59</b>	<b>\$89</b>	<b>\$105</b>	<b>\$149</b>	<b>\$179</b>	<b>\$272</b>	<b>\$387</b>
(B) Seat Upcharge	<b>STANDARD</b>	<b>\$13</b>	<b>\$31</b>	<b>\$59</b>	<b>\$89</b>	<b>\$105</b>	<b>\$149</b>	<b>\$179</b>	<b>\$272</b>	<b>\$387</b>
(C) Seat Upcharge	<b>STANDARD</b>	<b>\$13</b>	<b>\$31</b>	<b>\$59</b>	<b>\$89</b>	<b>\$105</b>	<b>\$149</b>	<b>\$179</b>	<b>\$272</b>	<b>\$387</b>

BUILD YOUR PART NUMBER

-  -  -   -  -  -  -  -  -

STEP 1    STEP 2    STEP 2a    STEP 3    STEP 3a    STEP 3b    STEP 4    STEP 4a    STEP 5    STEP 6

**\$669**  
BASE MODEL

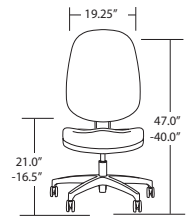
## TERRA - HIGH BACK

### ERGONOMIC TASK SEATING

STANDARD: 134-3C-0A-18BB-16HP-GR A

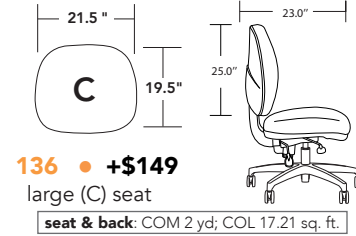
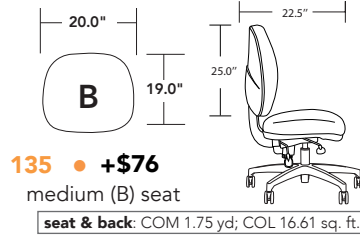
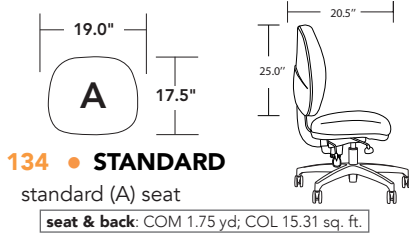
#### True 48-Hour Commitment

- **20/48** 20 Chairs Every 48 Hours
- **10/48** 10 Chairs Every 48 Hours
- ▲ **CALL FOR LEAD TIME** (1-800-433-6614)

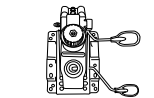


**22UBF/22UBL:** COM 1.0 yd; COL 6.5 sq. ft.  
weight capacity: see controls.

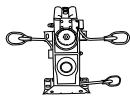
#### Step 1: SEATS (MODEL #): see STEP 5 for petite seats.



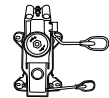
#### Step 2: CONTROLS



**-3C • STANDARD**  
Active Back Control  
(weight capacity 350lbs)



**-5C • \$69**  
Advanced Ergo Control  
(weight capacity 300lbs)



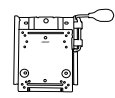
**-6C • \$93**  
Bio-Sync Ergo Control  
(weight capacity 300lbs)



**-3C-11DR • \$143**  
Active Back Control  
with Stool Kit  
(weight capacity 350lbs)  
(A & B seat only)



**-3C-11XDR • \$143**  
Active Back Control  
with Tall Stool Kit  
(weight capacity 350lbs)  
(A & B seat only)



**-12SS • \$84**  
Seat Slide  
(3C, 5C, & 6C only)  
(N/A will -11DR & -11XDR)

#### Step 3: ARMS

**NO ARMS**  
**-0A**  
STANDARD



**adjustable height straight upright**  
arm height: 7.0\" to 11.0\"  
(from top of seat)  
**10A • \$82**  
nylon, black



**adjustable height roll back**  
arm height: 7.0\" to 9.75\"  
(from top of seat)  
**39A • \$102**  
nylon, black



**full function**  
arm height: 7.0\" to 11.0\"  
(from top of seat)  
**18A • \$112**  
nylon, black



**adjustable height**  
arm height: 7.5\" to 11.5\"  
(from top of seat)  
**51A • \$82**  
nylon, black  
**52A • \$107**  
nylon, white  
**53A • \$138**  
aluminum, polished

#### Step 3a: CAPS

● standard cap



**-18AB • \$31**  
adjustable width bracket



(N/A)



**-18AB • STANDARD**  
adjustable width bracket



**-17AB • \$31**  
adjustable width bracket

#### Step 3b: BRACKETS

#### Step 4: BASES



**-18BB • STANDARD**  
26\" black polyurethane



**-18PB • \$105**  
26\" polished aluminum



**-18BA • \$105**  
26\" brushed aluminum



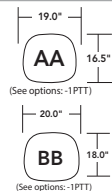
**-18WB • \$105**  
26\" white aluminum

#### Step 4a: CASTERS

SUFFIX	QS	DESCRIPTION	PRICE
<b>-16HP</b>	●	black carpet	<b>STANDARD</b>
<b>-16SCG</b>	●	gray hard floor	<b>\$27</b>
<b>-16GL</b>	●	glide	<b>\$27</b>

#### Step 5: OPTIONS

SUFFIX	QS	DESCRIPTION	PRICE
<b>-21TB133T</b>	○	TB133 fire rated products (must spec 22UBF or 22UBL)	<b>\$105</b>
<b>-22UBF</b>	○	upholstered fabric back shell	<b>\$139</b>
<b>-22UBL</b>	○	upholstered leather back shell	<b>\$165</b>



SUFFIX	QS	DESCRIPTION	PRICE
<b>-1PTT</b>	●	AA & BB petite seat (-1.0\" depth)	<b>\$63</b>
<b>-12LUM</b>	●	mechanical lumbar	<b>\$105</b>
<b>-ESD</b>	○	electrostatic discharge	<b>\$204</b>

#### Step 6: FABRIC GRADES

Fabric Upgrade	A	B	1/COM	2	3/COL	4	5	6	7	8
(A) Seat Upcharge	<b>STANDARD</b>	<b>\$13</b>	<b>\$31</b>	<b>\$59</b>	<b>\$89</b>	<b>\$105</b>	<b>\$149</b>	<b>\$179</b>	<b>\$272</b>	<b>\$387</b>
(B) Seat Upcharge	<b>STANDARD</b>	<b>\$13</b>	<b>\$31</b>	<b>\$59</b>	<b>\$89</b>	<b>\$105</b>	<b>\$149</b>	<b>\$179</b>	<b>\$272</b>	<b>\$387</b>
(C) Seat Upcharge	<b>STANDARD</b>	<b>\$13</b>	<b>\$31</b>	<b>\$59</b>	<b>\$89</b>	<b>\$105</b>	<b>\$149</b>	<b>\$179</b>	<b>\$272</b>	<b>\$387</b>

#### BUILD YOUR PART NUMBER

STEP 1	STEP 2	STEP 2a	STEP 3	STEP 3a	STEP 3b	STEP 4	STEP 4a	STEP 5	STEP 6
--------	--------	---------	--------	---------	---------	--------	---------	--------	--------

# VERO

EXECU-TASK | CONFERENCE | GUEST SEATING



low back



mid back



high back

Lines define. They make a statement. They outline what is important. So what's important to you? You want comfort. You want functionality. And you want options. Vero offers you all 3 within slick, defined lines angling cushions up an appealing back and around its seat. Sink back into **via seating**'s signature injection molded foam around its sturdy metal framework. Apply 8 arm options including a fully upholstered arm or one that is height adjustable with a full function cap. Utilize controls including swivel, five position tilt lock and seat slider. This series is the perfect solution for executive, conference, guest and management needs.

Define your space with Vero.



\$857

BASE MODEL

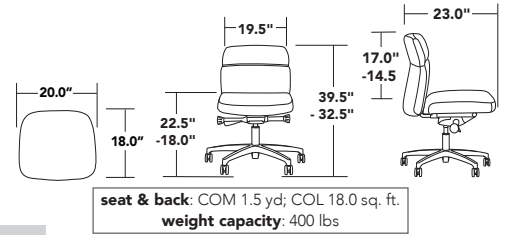
## VERO - 871 RATCHET LOW BACK

CONFERENCE | EXECUTIVE SEATING

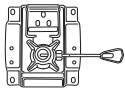
STANDARD: 871-21C-0A-18BB-16HP-GR A

True 48-Hour Commitment

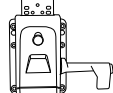
- 20/48 20 Chairs Every 48 Hours
- 10/48 10 Chairs Every 48 Hours
- ▲ CALL FOR LEAD TIME (1-800-433-6614)



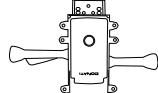
### Step 1: CONTROLS



-21C • **STANDARD**  
swivel  
(back is fixed with 21C)

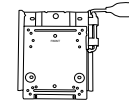


-66C • **\$56**  
basic body balance



-68C • **\$173**  
Enhanced Body Balance

### Step 1a: SEAT SLIDE



-12SS • **\$84**  
Seat Slide  
(66C & 68C only)

### Step 2: ARMS

NO ARMS  
-0A  
STANDARD



panel arm  
48A ○ choose grade  
fully upholstered  
COM: add -0.75 yd  
COL: add -7.5 sq ft

Fabric Grade

Upcharge

A B 1/COM 2 3/COL 4 5 6 7 8

\$377 \$389 \$408 \$437 \$467 \$509 \$560 \$621 \$696 \$786



contemporary cantilever  
96A • **\$153**  
polyurethane, black  
97A • **\$209**  
aluminum, polished  
polyurethane cap, black



loop  
59A • **\$118**  
polyurethane, black  
54A • **\$173**  
aluminum, polished  
55A • **\$209**  
aluminum, polished  
polyurethane cap, black



adjustable height  
arm height: 7.5" to 11.5"  
(from top of seat)  
51A • **\$82**  
nylon, black  
52A • **\$107**  
nylon, white  
53A • **\$138**  
aluminum, polished

### Step 2a: CAPS

- standard cap



full function  
\$38

### Step 2b: UPH CAPS

(add full function cap upcharge to cap upholstery upcharge)

### Step 2c: BRACKETS

U • UPH CAP  
(20S & 20R only)

-17AB • **\$31**  
adjustable width bracket

### Step 3: BASES



-18BB • **STANDARD**  
26" black polyurethane



-18PB • **\$105**  
26" polished aluminum



-18BA • **\$105**  
26" brushed aluminum



-18WB • **\$105**  
26" white aluminum

### Step 3a: CASTERS

SUFFIX	QS	DESCRIPTION	PRICE
-16HP	●	black carpet	<b>STANDARD</b>
-16SCG	●	gray hard floor	<b>\$27</b>
-16GL	●	glide	<b>\$27</b>

### Step 4: FABRIC GRADES

Fabric Upgrade	A	B	1/COM	2	3/COL	4	5	6	7	8
Upcharge	<b>STANDARD</b>	<b>\$32</b>	<b>\$97</b>	<b>\$155</b>	<b>\$227</b>	<b>\$317</b>	<b>\$413</b>	<b>\$530</b>	<b>\$705</b>	<b>\$916</b>

### BUILD YOUR PART NUMBER

871- [STEP 1] - [STEP 1a] - [STEP 2] - [STEP 2a] - [STEP 2b] - [STEP 2c] - [STEP 3] - [STEP 3a] - [STEP 4]

\$954

BASE MODEL

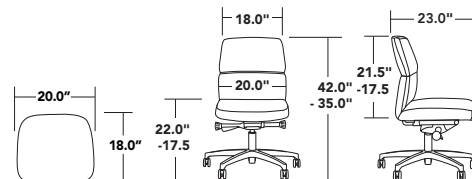
## VERO - 873 RATCHET MID BACK

CONFERENCE | EXECUTIVE SEATING

STANDARD: 873-66C-0A-18BB-16HP-GR A

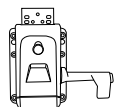
True 48-Hour Commitment

- 20/48 20 Chairs Every 48 Hours
- 10/48 10 Chairs Every 48 Hours
- ▲ CALL FOR LEAD TIME (1-800-433-6614)

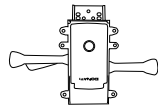


seat & back: COM 1.5 yd; COL 19.5 sq. ft.  
weight capacity: 400 lbs

### Step 1: CONTROLS

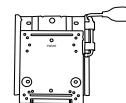


-66C • STANDARD  
basic body balance



-68C • \$117  
Enhanced Body Balance

### Step 1a: SEAT SLIDE



-12SS • STANDARD  
Seat Slide  
(66C & 68C only)

### Step 2: ARMS

NO ARMS  
-0A  
STANDARD



panel arm  
48A ○ choose grade  
fully upholstered  
COM: add -0.75 yd  
COL: add -7.5 sq ft

Fabric Grade	A	B	1/COM	2	3/COL	4	5	6	7	8
Upcharge	\$377	\$389	\$408	\$437	\$467	\$509	\$560	\$621	\$696	\$786



contemporary cantilever  
96A • \$153  
polyurethane, black  
97A • \$209  
aluminum, polished  
polyurethane cap, black



loop  
59A • \$118  
polyurethane, black  
54A • \$173  
aluminum, polished  
55A • \$209  
aluminum, polished  
polyurethane cap, black



adjustable height  
arm height: 7.5" to 11.5"  
(from top of seat)  
51A • \$82  
nylon, black  
52A • \$107  
nylon, white  
53A • \$138  
aluminum, polished

### Step 2a: CAPS

- standard cap



NO UPCHARGE  
18S 20S  
full function  
18R 20R  
\$38

### Step 2b: UPH CAPS

(add full function cap upcharge to cap upholstery upcharge)

### Step 2c: BRACKETS

U •	Fabric	A	B	1/COM	2	3/COL	4	5	6	7	8
UPH CAP											
(20S & 20R only)	Upcharge	\$30	\$30	\$30	\$30	\$30	\$30	\$60	\$60	\$60	\$60

-17AB • \$31  
adjustable width bracket

### Step 3: BASES



-18BB • STANDARD  
26" black polyurethane



-18PB • \$105  
26" polished aluminum



-18BA • \$105  
26" brushed aluminum



-18WB • \$105  
26" white aluminum

### Step 3a: CASTERS

SUFFIX	QS	DESCRIPTION	PRICE
-16HP	●	black carpet	STANDARD
-16SCG	●	gray hard floor	\$27
-16GL	●	glide	\$27

### Step 4: FABRIC GRADES

Fabric Upgrade	A	B	1/COM	2	3/COL	4	5	6	7	8
Upcharge	STANDARD	\$35	\$107	\$171	\$250	\$349	\$454	\$583	\$775	\$1,008

### BUILD YOUR PART NUMBER

873- [STEP 1] - [STEP 1a] - [STEP 2] - [STEP 2a] - [STEP 2b] - [STEP 2c] - [STEP 3] - [STEP 3a] - [STEP 4]

\$1,056

BASE MODEL

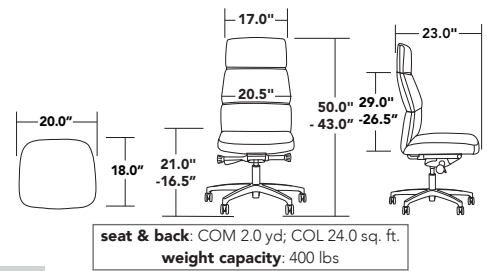
## VERO - 875 RATCHET HIGH BACK

CONFERENCE | EXECUTIVE SEATING

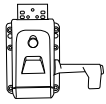
STANDARD: 875-66C-0A-18BB-16HP-GR A

True 48-Hour Commitment

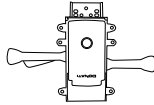
- 20/48 20 Chairs Every 48 Hours
- 10/48 10 Chairs Every 48 Hours
- ▲ CALL FOR LEAD TIME (1-800-433-6614)



### Step 1: CONTROLS

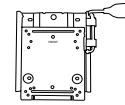


-66C ● STANDARD  
basic body balance



-68C ● \$117  
Enhanced Body Balance

### Step 1a: SEAT SLIDE



-12SS ● STANDARD  
Seat Slide  
(66C & 68C only)

### Step 2: ARMS

NO ARMS  
-0A  
STANDARD



loop  
61A ○ choose grade  
aluminum, polished  
upholstered cap  
COM: add -0.5 yd  
COL: add -2.25 sq ft

Fabric Grade	A	B	1/COM	2	3/COL	4	5	6	7	8
Upcharge	\$239	\$239	\$239	\$239	\$239	\$239	\$269	\$269	\$269	\$269



panel arm  
48A ○ choose grade  
fully upholstered  
COM: add -0.75 yd  
COL: add -7.5 sq ft

Fabric Grade	A	B	1/COM	2	3/COL	4	5	6	7	8
Upcharge	\$377	\$389	\$408	\$437	\$467	\$509	\$560	\$621	\$696	\$786



contemporary cantilever  
96A ● \$153  
polyurethane, black  
97A ● \$209  
aluminum, polished  
polyurethane cap, black



loop  
59A ● \$118  
polyurethane, black  
54A ● \$173  
aluminum, polished  
55A ● \$209  
aluminum, polished  
polyurethane cap, black



adjustable height  
arm height: 7.5" to 11.5"  
(from top of seat)  
51A ● \$82  
nylon, black  
52A ● \$107  
nylon, white  
53A ● \$138  
aluminum, polished

### Step 2a: CAPS

- standard cap



NO UPCHARGE  
18S 20S  
18R 20R  
full function  
\$38

### Step 2b: UPH CAPS

(add full function cap upcharge to cap upholstery upcharge)

U ● UPH CAP	Fabric	A	B	1/COM	2	3/COL	4	5	6	7	8
(20S & 20R only)	Upcharge	\$30	\$30	\$30	\$30	\$30	\$30	\$60	\$60	\$60	\$60

### Step 2c: BRACKETS

-17AB ● \$31  
adjustable width bracket

### Step 3: BASES



-18BB ● STANDARD  
26" black polyurethane



-18PB ● \$105  
26" polished aluminum



-18BA ● \$105  
26" brushed aluminum



-18WB ● \$105  
26" white aluminum

### Step 3a: CASTERS

SUFFIX	QS	DESCRIPTION	PRICE
-16HP	●	black carpet	STANDARD
-16SCG	●	gray hard floor	\$27
-16GL	●	glide	\$27

### Step 5: FABRIC GRADES

Fabric Upgrade	A	B	1/COM	2	3/COL	4	5	6	7	8
Upcharge	STANDARD	\$38	\$117	\$188	\$275	\$384	\$500	\$642	\$853	\$1,108

### BUILD YOUR PART NUMBER

875-  -  -  -  -  -  -  -  -  -

STEP 1 STEP 1a STEP 2 STEP 3 STEP 3a STEP 3b STEP 4 STEP 4a STEP 5

# VISTA CLASSIC

GUEST SEATING | WALL SAVER FRAME



Vista embodies the via seating quality and comfort and offers a distinctive look suitable for a wide variety of environments. The cleverly designed back is sculpted to provide a generous sit and showcases a very attractive, but practical, cut out area. This element provides an interesting aesthetic but also services the requirement for a wipe out area for healthcare environments. It can also be used as an easy to access hand grab for moving the unit. The frame is a wall saver frame. The Vista series includes a stool frame as well. Bariatric and guest chair models are weight rated up to 500 lbs.

#### True 48-Hour Commitment

- **20/48** 20 Chairs Every 48 Hours
- **10/48** 10 Chairs Every 48 Hours
- ▲ **CALL FOR LEAD TIME** (1-800-433-6614)



Passes or exceeds all BIFMA required testing.