

Wood Double Sliding Door Section – Full Height

Wood Framed Double Doors are offered in two styles - Flush and Full Lite and can be specified in either HPL or veneer.

Full Lite Double Doors are available with the same glazing options offered for panel frames.

Hardware Options:

Wood Doors are available with several Hardware options. All door pulls are either brushed Satin Chrome 626 (BSS) or Black (MBLK) finish.

- BD and BDL – Blank Door: Allows for COM pulls or locksets. Doors must be drilled/machined on-site. BDL includes lock (non SFIC).
- BDLICWOC – Blank Door Locking SFIC less core
- 18N – 18" Post Pull non locking
- 18L – 18" Post Pull locking (non SFIC)
- 18LICWOC – 18" Post Pull Locking SFIC less core
- 36N – 36" Post Pull non locking

- 36L – 36" Post Pull locking (non SFIC)
- 36LICWOC – 36" Post Pull Locking SFIC less core
- 72N – 72" Ladder Pull non locking
- 72L – 72" SFIC locking ladder pull, no core (locks into floor)

Double Door Size	Actual Door Width	Clear Opening
78" W x Ceiling Height less 3"	39"	65 1/2"

Wood Double Sliding Door Section – Full Height

Dimensions Width Height	List Price	Catalog Number	Ceiling Height	Base Type	Base End Cap Color	Door Type	Door Color	Door Edge Color	Soft Close Mechanism	Hard-ware	Hard-ware Color	Glazing Option	Glazing Color	Trim Color
Right-Hand Slide														
78" (1981) 7' 4" to 8'	\$10385	VDDSLFW78096	Specify in 1/2" increments	4 4" Vinyl	Specify only if 4" or 6" vinyl base selected.	FD No Cost	HPL & Grade 1	Only if HPL Surface Color selected	SCN No Cost	BD No Cost	No Cost	Specify only if FL door type selected	See Surface Materials Page 5	Standard Finishes No Cost
78" (1981) 8' 1/2" to 9'	10956	VDDSLFW78108		6 6" Vinyl		FL +\$1617	Grade 2 +\$537	No Cost	SCY +\$1239	BDL +\$1078	BSS Brushed Satin Chrome	G1 No Cost		
78" (1981) 9' 1/2" to 10'	11524	VDDSLFW78120		AL2 Aluminum Base	Standard Finishes only.	Full Lite	Grade 3 +\$1078	Note: Color also applies to glass retainer strip.	Soft Close (Quantity 2)	BDLICWOC +\$890	MBLK Black	G2 +\$2156		Premium Finishes +\$40
							Veneer +\$4044			18N +\$1348	Note: Oiled Bronze Mortise Lock, Ring & Standard core SFIC - less Core for Mortise	G3 +\$4313		Anodized +\$80
										18L +\$2426				
										18LICWOC +\$2239				
										36N +\$1617				
										36L +\$2696				
										36LICWOC +\$2509				
										72N* +\$3704				
										72L* +\$8644				
										(*Only available on the 444)				
Build your complete Part Number here:														

Optional 18" Post Pull with lock (18L) Shown

Sample Part Number:

VDDSLFW78096	.88	.4	L	.FD	573	.SCN	L	.18L	.BSS	N/A	N/A	.TL
--------------	-----	----	---	-----	-----	------	---	------	------	-----	-----	-----

Total Cost \$12811 =

\$10385	+	N/C	+	N/C	+	N/C	+	N/C	+	N/C	+	\$2426	+	N/C	+	N/A	+	N/A	+	N/C
---------	---	-----	---	-----	---	-----	---	-----	---	-----	---	--------	---	-----	---	-----	---	-----	---	-----

Sliding Door Outsert Kit

If the Sliding Door will be positioned over Outsert Tiles when opened, a Sliding Door Outsert Kit must be specified (SIVSDOUTKIT). The Kit includes spacers that will ensure proper clearance between the door and the tiles.

Sliding Door Outsert Kit			
Description	List Price	Catalog Number	Trim Color
Sliding Door Outsert Kit	\$ 236	SIVSDOUTKIT	Standard Finish No Cost Premium Finish + \$N/C Anodized + \$N/C
Build your complete Part Number here:		-----	--

Sample
Part Number:

SIVSDOUTKIT -----	.TL --
----------------------	-----------

Total Cost \$236 =

\$236	+	N/C
-------	---	-----

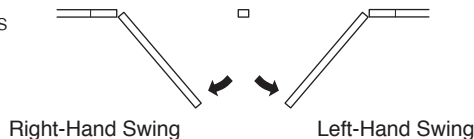
Swing Door Frames: Full Height

Volo Full Height Swing Door Frames are constructed of aluminum vertical (stile) and horizontal (rail) elements and are designed to work with either the Traditional or Reveal Ceiling Crown, but can only accept Full Height Swing Doors (specified separately).

Volo Swing Door Frames are available in all three base styles: Aluminum Base, 4" and 6" Vinyl base. Remember to specify the base style that matches the adjacent panels.


Frames can be ordered in heights ranging from 7'4" to 10' in ½" increments.

Swing Door Frames offer up to 2" of total height adjustment.



Specify the actual ceiling height in inches, using a decimal to represent fractions in one half inch increments. Example: 7'6½" is specified as 90.5".

Note: These are Door Frames only. Swing Doors must be specified separately. The Actual Width of the Swing Door Frame is 39".



Swing Door Frame for Aluminum Base – Full Height

Dimensions Width Height	List Price	Catalog Number	Frame Height	Trim Color	
Right-Hand Swing			Specify in ½" Increments	Standard Finishes No Cost Premium Finishes +\$40 Anodized +\$80	
39" (991) 7' 4" to 8'	\$1896	VDFPFHH239096R			
39" (991) 8' ½" to 9'	2055	VDFPFHH239108R			
39" (991) 9' ½" to 10'	2211	VDFPFHH239120R			
Left-Hand Swing					
39" (991) 7' 4" to 8'	\$1896	VDFPFHH239096L			
39" (991) 8' ½" to 9'	2055	VDFPFHH239108L			
39" (991) 9' ½" to 10'	2211	VDFPFHH239120L			

Swing Door Frame for 4" Vinyl Base – Full Height

Dimensions Width Height	List Price	Catalog Number		Base End Cap Color
Right-Hand Swing				Standard Smooth Finish No Cost
39" (991) 7' 4" to 8'	\$1896	VDFPFHH439096R		
39" (991) 8' ½" to 9'	2055	VDFPFHH439108R		
39" (991) 9' ½" to 10'	2211	VDFPFHH439120R		
Left-Hand Swing				
39" (991) 7' 4" to 8'	\$1896	VDFPFHH439096L		
39" (991) 8' ½" to 9'	2055	VDFPFHH439108L		
39" (991) 9' ½" to 10'	2211	VDFPFHH439120L		

Swing Door Frame for 6" Vinyl Base – Full Height

Dimensions Width Height	List Price	Catalog Number		
Right-Hand Swing				
39" (991) 7' 4" to 8'	\$1896	VDFPFHH639096R		
39" (991) 8' ½" to 9'	2055	VDFPFHH639108R		
39" (991) 9' ½" to 10'	2211	VDFPFHH639120R		
Left-Hand Swing				
39" (991) 7' 4" to 8'	\$1896	VDFPFHH639096L		
39" (991) 8' ½" to 9'	2055	VDFPFHH639108L		
39" (991) 9' ½" to 10'	2211	VDFPFHH639120L		

Build your complete
Part Number here:

Sample
Part Number:

VDFPFHH239096R

.90.5

.TL

--

Total Cost \$1896 =

\$1896



N/C



N/C



N/C

Swing Door Frames: Partial Height

Volo Partial Height Swing Door Frames are constructed of aluminum vertical (stile) and horizontal (rail) elements and are designed to work with either the Traditional or Reveal Ceiling Crown, but can only accept Partial Height Swing Doors (specified separately).

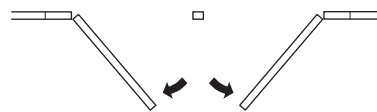
Partial Height Swing Door Frames are available in all three base styles: Aluminum Base, 4" and 6" Vinyl Base. Remember to specify the base style that matches the adjacent panels.

Frames can be ordered in heights ranging from 7'10" to 10' in ½" increments.

Note: The ceiling height must be greater than the partial height door by at least 12". If this is not the case, then Full Height Door section must be specified.

Specify the actual ceiling height in inches, using a decimal to represent fractions in one half inch increments. Example 7'10½" is specified as 94.5".

Swing Door Frames offer up to 2" of total height adjustment.



Right-Hand Swing

Left-Hand Swing

Note: These are Door Frames only. Partial Height Swing Doors and Tiles must be specified separately. The Actual Width of the Swing Door Frame is 39".

Swing Door Frame for Aluminum Base – Partial Height

Dimensions Width Height	List Price	Catalog Number	Frame Height	Door Height	Trim Color	
Right-Hand Swing			Specify in ½" Increments	7H 7'-0"	Standard Finishes No Cost	
39" (991) 8'	\$2055	VDFPPHH239096R				
39" (991) 8' ½" to 9'	2211	VDFPPHH239108R		8H 8'-0"	Premium Finishes +\$40	
39" (991) 9' ½" to 10'	2371	VDFPPHH239120R				
Left-Hand Swing				9H 9'-0"	Anodized +\$80	
39" (991) 8'	\$2055	VDFPPHH239096L				
39" (991) 8' ½" to 9'	2211	VDFPPHH239108L				
39" (991) 9' ½" to 10'	2371	VDFPPHH239120L				

Swing Door Frame for 4" Vinyl Base – Partial Height

Dimensions Width Height	List Price	Catalog Number				Base End Cap Color
Right-Hand Swing						Standard Smooth Finish No Cost
39" (991) 8'	\$2055	VDFPPHH439096R				
39" (991) 8' ½" to 9'	2211	VDFPPHH439108R				
39" (991) 9' ½" to 10'	2371	VDFPPHH439120R				
Left-Hand Swing						
39" (991) 8'	\$2055	VDFPPHH439096L				
39" (991) 8' ½" to 9'	2211	VDFPPHH439108L				
39" (991) 9' ½" to 10'	2371	VDFPPHH439120L				

Swing Door Frame for 6" Vinyl Base – Partial Height

Dimensions Width Height	List Price	Catalog Number				
Right-Hand Swing						
39" (991) 8'	\$2055	VDFPPHH639096R				
39" (991) 8' ½" to 9'	2211	VDFPPHH639108R				
39" (991) 9' ½" to 10'	2371	VDFPPHH639120R				
Left-Hand Swing						
39" (991) 8'	\$2055	VDFPPHH639096L				
39" (991) 8' ½" to 9'	2211	VDFPPHH639108L				
39" (991) 9' ½" to 10'	2371	VDFPPHH639120L				

Build your complete
Part Number here:

VDFPPHH239096R	.90.5	.7H	.TL	
----------------	-------	-----	-----	--

Sample
Part Number:

Total Cost \$2055 =

\$2055	+	N/C	+	N/C	+	N/C	+	N/C
--------	---	-----	---	-----	---	-----	---	-----

Aluminum Framed Swing Door – Full Height

Aluminum Framed Doors are offered in two stile/rail combinations:

- 4-4-4: 4" Vertical Stiles and 4" Horizontal Rails
- 4-4-10: 4" Vertical Stiles Top Rails and 10" Horizontal Rails

Aluminum Framed Doors are handed and need to be specified as either Right or Left opening as viewed from the exterior of the space.

Aluminum Framed Doors are available with the same glazing options offered for panel frames.

Full Height Doors MUST match the NOMINAL Height of the corresponding Full Height Door Frame. Example: a Full Height Door Frame that has a ceiling height of 7'6½" = 90.5" would require a Full Height Swing Door = 90.5" high.

Hardware Options:

All door levers are a brushed chrome finish.


- NH - No Hardware: Allows for COM lever sets. Standard door prep identified on Volo Aluminum Framed Swing Door cut sheet.
- LP - Lever Passage set non-locking

- LL - Lever Lock set random key locking (non SFIC)
- LLICWOC – Lever Lock set SFIC less core

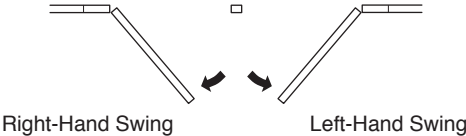
Door Size	Actual Door Width	Clear Opening
36" x 8'	35¾"	33"
36" x 9'	35¾"	33"
36" x 10'	35¾"	33"

Aluminum Framed Swing Door – Full Height

Dimensions Width Height	List Price	Catalog Number	Height	Door Type	Door Hard- ware	Key Set	Glazing Option	Glazing Color	Trim Color
Right-Hand Swing			Specify in ½" increments	444 +\$267 4410 +\$384 (ADA) Compliant)	NH No Cost LP +\$228 Lever Passage LL +\$471 Lever Lockset (non SFIC) LLICWOC +\$449 Lever Lockset (SFIC)	RK No Cost Random	G1 No Cost G2 +\$1078 G3 +\$2155 G4 +\$3236 G5 +\$4313 G6 +\$5393	See Surface Materials Page 5	Standard Finishes No Cost Premium Finishes +\$40 Anodized +\$80
36" (914) 7' 4" to 8'	\$1659	VDUAFHH39096R							
36" (914) 8' ½" to 9'	1817	VDUAFHH39108R							
36" (914) 9' ½" to 10'	1975	VDUAFHH39120R							
Left-Hand Swing									
36" (914) 7' 4" to 8'	\$1659	VDUAFHH39096L							
36" (914) 8' ½" to 9'	1817	VDUAFHH39108L							
36" (914) 9' ½" to 10'	1975	VDUAFHH39120L							
Build your complete Part Number here:		_____	__	___	___	__	___	___	__



4-4-4 Shown



Sample
Part Number:

VDUAFHH39096R	.96	.444	.LP	.RK	.G3	.T2C	.TL							
\$1659	+	N/C	+	\$267	+	\$228	+	N/C	+	\$2155	+	N/C	+	N/C

Total Cost \$4309 =

Aluminum Framed Swing Door – Partial Height

Aluminum Framed Doors are offered in two stile/rail combinations:

- 4-4-4: 4" Vertical Stiles and 4" Horizontal Rails
- 4-4-10: 4" Vertical Stiles Top Rail and 10" Horizontal Rails

Aluminum Framed Doors are handed and need to be specified as either Right or Left opening as viewed from the exterior of the space.

Aluminum Framed Doors are available with the same glazing options offered for panel frames.

Note: The ceiling height must be greater than the partial height door by at least 12". If this is not the case, then Full Height Door Frame and Door must be specified.

The Height of the Partial Door is specified as either 7' (84"), 8' (96") or 9' (108").

Hardware Options:

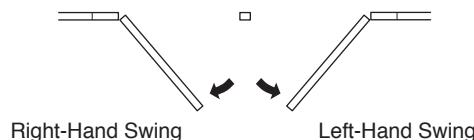
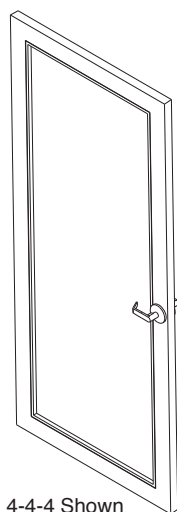
All door levers are a brushed chrome finish.

- NH - No Hardware: Allows for COM lever sets. Standard door prep identified on Volo Aluminum Framed Swing Door cut sheet.
- LP - Lever Passage set non-locking
- LL - Lever Lock set random key locking (non SFIC)
- LLICWOC – Lever Lock set SFIC less core

Door Size	Actual Door Width	Clear Opening
36" x 7'	35 ³ / ₄ "	33"
36" x 8'	35 ³ / ₄ "	33"
36" x 9'	35 ³ / ₄ "	33"

Aluminum Framed Swing Door – Partial Height

Dimensions Width Height	List Price	Catalog Number	Height	Door Type	Door Hardware	Key Set	Glazing Option	Glazing Color	Trim Color
Right-Hand Swing			Specify in ½" incre- ments	444 +\$267	NH No Cost	RK No Cost Random	G1 No Cost	See Surface Materials Page 5	Standard Finishes No Cost
36" (914) 7'	\$ 1501	VDUAPHH39084R							
36" (914) 8'	1659	VDUAPHH39096R							
36" (914) 9'	1817	VDUAPHH39108R		4410 +\$384(ADA Compliant)	LP +\$228 Lever Passage		G2 +\$1078		Premium Finishes +\$40
Left-Hand Swing									
36" (914) 7'	\$ 1501	VDUAPHH39084L							
36" (914) 8'	1659	VDUAPHH39096L			LL +\$471 Lever Lockset (non SFIC)		G3 +\$2155		Anodized +\$80
36" (914) 9'	1817	VDUAPHH39108L							
					LLICWOC +\$449 Lever Lockset (SFIC)		G4 +\$3236		
							G5 +\$4313		
							G6 +\$5393		
Build your complete Part Number here:									



Sample
Part Number:

VDUAPHH39084R	.84	.444	.LP	.RK	.G3	.T2C	.TL
---------------	-----	------	-----	-----	-----	------	-----

Total Cost \$4151 =

\$1501	+	N/C	+	\$267	+	\$228	+	N/C	+	\$2155	+	N/C	+	N/C
--------	---	-----	---	-------	---	-------	---	-----	---	--------	---	-----	---	-----

Wood Swing Doors - Full Height

Wood Doors are offered in two styles, Flush or Full Lite and can be specified in either HPL or Veneer. Doors are handed and need to be specified as either Right or Left opening as viewed from the exterior of the space.

Full Lite Doors are available with the same glazing options offered for panel frames.

On an HPL door, the trim color applies to the glass retainer strip and door edge.

Full Height Doors MUST match the NOMINAL height of the corresponding Full Height Door Frame. Example: a Full Height Door Frame that has a ceiling height of 7'6½" = 90.5" would require a Full Height Swing Door = 90.5".

Hardware Options:

All door levers are a brushed chrome finish.

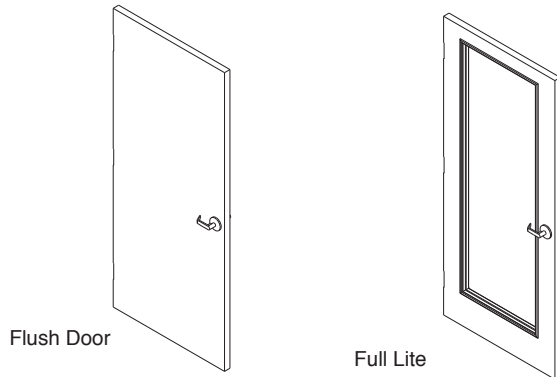
- NH - No Hardware: Allows for COM lever sets. Standard door prep identified on Volo Aluminum Framed Swing Door cut sheet.
- LP - Lever Passage set non-locking
- LL - Lever Lock set random key locking (non SFIC)

- LLICWOC – Lever Lock set SFIC less core

Door Size	Actual Door Width	Clear Opening
36" x 7'	35¾"	33"
36" x 8'	35¾"	33"
36" x 9'	35¾"	33"
36" x 10'	35¾"	33"

Wood Swing Door – Full Height

Dimensions Width Height	List Price	Catalog Number	Height	Door Type	Surface Color	Door Hardware	Key Set	Glazing Option	Glazing Color	Trim Color		
Right-Hand Swing			Specify in ½" incre- ments	FD No Cost Flush Door FL +\$807 Full Lite	HPL Grade 1 No Cost Grade 2 +\$267 Grade 3 +\$538 Veneer +\$2021	NH No Cost LP +\$228 Lever Passage LL +\$471 Lever Lockset (non SFIC) LLICWOC +\$449 Lever Lockset (SFIC)	RK No Cost Random	Specify only if FL door type selected	See Surface Materials Page 5	Specify only if HPL surface color is selected		
36" (914) 7' 4" to 8'	\$2845	VDUWFHH39096R										
36" (914) 8' ½" to 9'	3002	VDUWFHH39108R										
36" (914) 9' ½" to 10'	3153	VDUWFHH39120R										
Left-Hand Swing												Standard Smooth Finishes No Cost
36" (914) 7' 4" to 8'	\$2845	VDUWFHH39096L										
36" (914) 8' ½" to 9'	3002	VDUWFHH39108L										
36" (914) 9' ½" to 10'	3153	VDUWFHH39120L										
Build your complete Part Number here:		_____	__	__	__	__	__	__	—	—		



Sample Part Number:

VDUWFHH39096R	.90.5	.FD	.JA2	.LL	.RK	N/A	N/A	.T
----------------------	--------------	------------	-------------	------------	------------	------------	------------	-----------

Total Cost \$3854 =

\$2845	+	N/C	+	N/C	+	\$538	+	\$471	+	N/C	+	N/A	+	N/A	+	N/A	+	N/C
--------	---	-----	---	-----	---	-------	---	-------	---	-----	---	-----	---	-----	---	-----	---	-----

Wood Swing Door – Partial Height

Wood Doors are available in two styles, Flush or Full Lite and can be specified in either HPL or Veneer. Partial Height Doors are handed and need to be specified as either Right or Left opening as viewed from the exterior of the space.

Wood Full Lite Doors are available with the same glazing options offered for panel frames.

On an HPL door, the trim color applies to the glass retainer strip and door edge.

Note: The ceiling height must be greater than a Partial Height Door by at least 12". If this is not the case, a Full Height Door should be specified.

The Height of the Partial Door is specified as either 7' (84"), 8' (96") or 9' (108").

Hardware Options:

All door levers are a brushed chrome finish.


- NH - No Hardware: Allows for COM lever sets. Standard door prep identified on Volo Wood Swing Door cut sheet.

- LP - Lever Passage set non-locking
- LL - Lever Lock set random key locking (non SFIC)
- LLICWOC – Lever Lock set SFIC less core

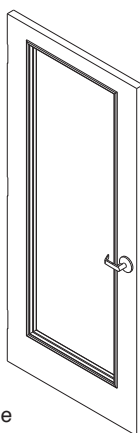
Door Size	Actual Door Width	Clear Opening
36" x 7'	35 ³ / ₄ "	33"
36" x 8'	35 ³ / ₄ "	33"
36" x 9'	35 ³ / ₄ "	33"

Wood Swing Door – Partial Height

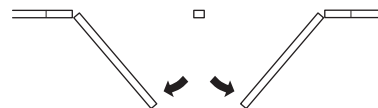
Dimensions Width Height	List Price	Catalog Number	Door Type	Surface Color	Door Hardware	Key Set	Glazing Option	Glazing Color	Trim Color
Right-Hand Swing									
36" (914) 7'	\$2685	VDUWPHH39084R	FD No Cost	HPL Grade 1 No Cost	NH No Cost	RK No Cost	Specify only if FL door type selected	See Surface Materials Page 5	Specify only if HPL surface color is selected
36" (914) 8'	2845	VDUWPHH39096R	Flush Door	No Cost	LP +\$228 Lever Passage	Random			
36" (914) 9'	3002	VDUWPHH39108R		Grade 2 +\$267			G1 No Cost		Standard Smooth Finishes No Cost
Left-Hand Swing									
36" (914) 7'	\$2685	VDUWPHH39084L	FL +\$807 Full Lite	Grade 3 +\$538	LL +\$471 Lever Lockset (non SFIC)		G2 +\$1078		
36" (914) 8'	2845	VDUWPHH39096L		Veneer +\$2021	LLICWOC +\$449 Lever Lockset (SFIC)		G3 +\$2155		
36" (914) 9'	3002	VDUWPHH39108L					G4 +\$3236		
							G5 +\$4313		
							G6 +\$5393		
Build your complete Part Number here:		-----	--	--	--	--	--	--	--



Flush Door



Full Lite



Right-Hand Swing

Left-Hand Swing

Sample
Part Number:

VDUWPHH39084R	.FL	.JA2	.LL	.RK	.G1	.T2A	.G
---------------	-----	------	-----	-----	-----	------	----

Total Cost \$4501 =

\$2685	+	\$807	+	\$538	+	\$471	+	N/C	+	N/C	+	N/C	+	N/C
--------	---	-------	---	-------	---	-------	---	-----	---	-----	---	-----	---	-----

Volo Tiles

Center Mount Glazed Tile [46](#)

Insert Tile

Vinyl Insert Tile [49](#)

Laminate Insert Tile [52](#)

Veneer Insert Tile [55](#)

Tackable Insert Tile [58](#)

Outsert Tile

Laminate Outsert Tile [60](#)

Veneer Outsert Tile [64](#)

Glass Marker Board Outsert Tile [68](#)

Center Mount Glazing Tiles

Center Mount Glazing Tiles provide transparency or translucency for a Volo panel. Glazing tiles are Class A fire rated when specified with tempered glass.

Center Mount Glazing Tiles are available in widths up to 60" and in heights up to 114".

Note: 48 1/8" to 60" Center Mount Glazing Tiles are only available in heights up to 96".



Center Mount Glazing Tile

Dimensions Width Height	List Price Glazing Grade						Catalog Number	Width	Height	Glazing Color
	1	2	3	4	5	6				
12" (305) 16"	\$ 79	\$ 138	\$ 182	\$ 233	\$ 580	\$ 849	VTFG2512016	Specify in 1/8" incre- ments	Specify in 1/2" incre- ments	See Surface Materials Page 5
18" (457) 16"	95	165	222	281	697	1020	VTFG2518016			
24" (610) 16"	112	192	258	327	812	1190	VTFG2524016			
30" (762) 16"	128	221	295	375	930	1361	VTFG2530016			
36" (914) 16"	144	248	332	422	1045	1531	VTFG2536016			
42" (1067) 16"	160	277	367	469	1162	1701	VTFG2542016			
48" (1219) 16"	177	303	406	516	1278	1872	VTFG2548016			
54" (1372) 16"	193	332	444	564	1395	2043	VTFG2554016			
60" (1524) 16"	209	359	478	608	1512	2212	VTFG2560016			
12" (305) 32"	\$ 108	\$ 188	\$ 251	\$ 320	\$ 793	\$ 1162	VTFG2512032			
18" (457) 32"	132	229	305	390	968	1417	VTFG2518032			
24" (610) 32"	157	272	363	460	1143	1673	VTFG2524032			
30" (762) 32"	181	313	417	531	1316	1928	VTFG2530032			
36" (914) 32"	206	355	472	601	1491	2185	VTFG2536032			
42" (1067) 32"	230	396	530	673	1667	2440	VTFG2542032			
48" (1219) 32"	255	439	585	743	1841	2696	VTFG2548032			
54" (1372) 32"	279	478	639	814	2015	2950	VTFG2554032			
60" (1524) 32"	303	522	696	883	2190	3206	VTFG2560032			
12" (305) 48"	\$ 140	\$ 241	\$ 322	\$ 408	\$ 1016	\$ 1488	VTFG2512048			
18" (457) 48"	172	295	394	500	1240	1815	VTFG2518048			
24" (610) 48"	202	350	464	590	1463	2141	VTFG2524048			
30" (762) 48"	233	401	534	680	1686	2469	VTFG2530048			
36" (914) 48"	264	454	606	770	1909	2795	VTFG2536048			
42" (1067) 48"	295	507	676	861	2131	3120	VTFG2542048			
48" (1219) 48"	327	562	749	951	2355	3448	VTFG2548048			
54" (1372) 48"	358	614	819	1041	2578	3773	VTFG2554048			
60" (1524) 48"	389	668	891	1130	2802	4101	VTFG2560048			
Build your complete Part Number here:							-----	----	----	----

Sample
Part Number:

VTFG2512016	.11.375	.15.5	.T2A
-------------	---------	-------	------

Total Cost \$79 =

\$79	+	N/C	+	N/C	+	N/C
------	---	-----	---	-----	---	-----

Center Mount Glazing Tiles

continued

Surface
Materials

Space
Planning

Monolithic
Panels

Panel
Frames

Doors

Tiles

Connectors

Electrical

Terms & Policies

Center Mount Glazing Tile



Dimensions		List Price Glazing Grade						Catalog Number	Width	Height	Glazing Color
Width	Height	1	2	3	4	5	6				
12" (305)	64"	\$ 167	\$ 289	\$ 385	\$ 489	\$ 1213	\$ 1773	VTFG2512064	Specify in 1/8" incre- ments	Specify in 1/2" incre- ments	See Surface Materials Page 5
18" (457)	64"	204	353	470	597	1483	2169	VTFG2518064			
24" (610)	64"	242	416	557	706	1754	2565	VTFG2524064			
30" (762)	64"	280	482	643	817	2026	2965	VTFG2530064			
36" (914)	64"	317	545	729	927	2297	3361	VTFG2536064			
42" (1067)	64"	357	612	816	1038	2570	3760	VTFG2542064			
48" (1219)	64"	394	676	903	1145	2840	4157	VTFG2548064			
54" (1372)	64"	432	742	989	1256	3112	4554	VTFG2554064			
60" (1524)	64"	469	805	1076	1365	3384	4953	VTFG2560064			
12" (305)	80"	\$ 179	\$ 314	\$ 422	\$ 538	\$ 1348	\$ 1977	VTFG2512080			
18" (457)	80"	219	385	519	662	1656	2428	VTFG2518080			
24" (610)	80"	260	457	614	783	1964	2881	VTFG2524080			
30" (762)	80"	301	528	711	907	2272	3332	VTFG2530080			
36" (914)	80"	330	600	807	1031	2580	3785	VTFG2536080			
42" (1067)	80"	360	673	904	1154	2889	4237	VTFG2542080			
48" (1219)	80"	389	744	1001	1278	3196	4688	VTFG2548080			
54" (1372)	80"	438	837	1117	1423	3525	5162	VTFG2554080			
60" (1524)	80"	468	911	1216	1548	3835	5615	VTFG2560080			
12" (305)	96"	\$ 212	\$ 370	\$ 497	\$ 634	\$ 1589	\$ 2329	VTFG2512096			
18" (457)	96"	259	456	612	780	1954	2866	VTFG2518096			
24" (610)	96"	309	540	728	928	2322	3403	VTFG2524096			
30" (762)	96"	357	626	841	1074	2687	3940	VTFG2530096			
36" (914)	96"	406	712	955	1219	3052	4478	VTFG2536096			
42" (1067)	96"	454	797	1070	1365	3418	5015	VTFG2542096			
48" (1219)	96"	503	882	1186	1513	3785	5551	VTFG2548096			
54" (1372)	96"	569	993	1327	1687	4177	6116	VTFG2554096			
60" (1524)	96"	613	1082	1444	1835	4546	6653	VTFG2560096			
Build your complete Part Number here:								-----	-----	----	----

Sample
Part Number:

VTFG2512064	.11.375	.63.5	.T2A
-------------	---------	-------	------

Total Cost \$167 =

\$167	+	N/C	+	N/C	+	N/C
-------	---	-----	---	-----	---	-----

Center Mount Glazing Tiles
continued

Surface
Materials

Space
Planning

Monolithic
Panels

Panel
Frames

Doors

Tiles

Connectors

Electrical

Terms & Policies



Center Mount Glazing Tile

Dimensions		List Price						Catalog Number	Width	Height	Glazing Color
Width	Height	1	2	3	4	5	6				
12" (305)	114"	\$ 227	\$ 399	\$ 537	\$ 683	\$1712	\$2513	VTFG2512114	Specify in 1/8" incre- ments	Specify in 1/2" incre- ments	See Surface Materials Page 5
18" (457)	114"	281	494	663	846	2117	3107	VTFG2518114			
24" (610)	114"	334	588	790	1007	2522	3699	VTFG2524114			
30" (762)	114"	389	681	916	1169	2927	4294	VTFG2530114			
36" (914)	114"	443	777	1044	1332	3332	4886	VTFG2536114			
42" (1067)	114"	488	870	1169	1493	3735	5479	VTFG2542114			
48" (1219)	114"	531	967	1298	1656	4141	6075	VTFG2548114			
Build your complete Part Number here:								-----	-----	-----	-----

Sample
Part Number:

VTFG2512114	.11.375	.113.5	.T2A
-------------	---------	--------	------

Total Cost \$227 =

\$227	+	N/C	+	N/C	+	N/C
-------	---	-----	---	-----	---	-----

Vinyl Insert Tile

Vinyl Insert Tiles sit flush to the frame and leave the surrounding aluminum frame exposed.

Volo Inserts are available in widths from 6" to 48" in 1/8" increments, and in heights from 8" to 114" in 1/2" increments.



↑
↓
Denotes Wood Grain Direction

Vinyl Insert Tile

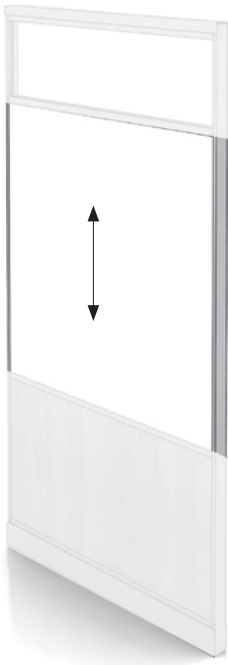
Dimensions Width Height		List Price	Catalog Number	Width	Height	Surface Color
12" (305)	16"	\$ 70	VTFINV12016	Specify in 1/8" incre- ments	Specify in 1/2" incre- ments	See Surface Materials Page 4
18" (457)	16"	112	VTFINV18016			
24" (610)	16"	155	VTFINV24016			
30" (762)	16"	197	VTFINV30016			
36" (914)	16"	239	VTFINV36016			
42" (1067)	16"	281	VTFINV42016			
48" (1219)	16"	326	VTFINV48016			
12" (305)	32"	\$ 99	VTFINV12032			
18" (457)	32"	155	VTFINV18032			
24" (610)	32"	212	VTFINV24032			
30" (762)	32"	267	VTFINV30032			
36" (914)	32"	326	VTFINV36032			
42" (1067)	32"	382	VTFINV42032			
48" (1219)	32"	438	VTFINV48032			
12" (305)	48"	\$ 127	VTFINV12048			
18" (457)	48"	182	VTFINV18048			
24" (610)	48"	239	VTFINV24048			
30" (762)	48"	297	VTFINV30048			
36" (914)	48"	354	VTFINV36048			
42" (1067)	48"	409	VTFINV42048			
48" (1219)	48"	466	VTFINV48048			
Build your complete Part Number here:				-----	--	--

Sample
Part Number:

VTFINV12016	.11.375	.15.5	.AS4
-------------	---------	-------	------

Total Cost \$70 =

\$70	+	N/C	+	N/C	+	N/C
------	---	-----	---	-----	---	-----



↑
Denotes Wood
Grain Direction
↓

Vinyl Insert Tile

Dimensions		List Price	Catalog Number	Width	Height	Surface Color
Width	Height					
12" (305)	64"	\$ 155	VTFINV12064	Specify in 1/8" incre- ments	Specify in 1/2" incre- ments	See Surface Materials Page 4
18" (457)	64"	219	VTFINV18064			
24" (610)	64"	281	VTFINV24064			
30" (762)	64"	345	VTFINV30064			
36" (914)	64"	409	VTFINV36064			
42" (1067)	64"	472	VTFINV42064			
48" (1219)	64"	537	VTFINV48064			
12" (305)	80"	\$ 175	VTFINV12080			
18" (457)	80"	234	VTFINV18080			
24" (610)	80"	295	VTFINV24080			
30" (762)	80"	355	VTFINV30080			
36" (914)	80"	417	VTFINV36080			
42" (1067)	80"	477	VTFINV42080			
48" (1219)	80"	538	VTFINV48080			
12" (305)	96"	\$ 201	VTFINV12096			
18" (457)	96"	262	VTFINV18096			
24" (610)	96"	322	VTFINV24096			
30" (762)	96"	383	VTFINV30096			
36" (914)	96"	444	VTFINV36096			
42" (1067)	96"	505	VTFINV42096			
48" (1219)	96"	565	VTFINV48096			
Build your complete Part Number here:			-----	----	----	----

Sample
Part Number:

VTFINV12064	.11.375	.63.5	.AS4
-------------	---------	-------	------

Total Cost \$155 =

\$155	+	N/C	+	N/C	+	N/C
-------	---	-----	---	-----	---	-----

Vinyl Insert Tile
continued

Surface
Materials

Space
Planning

Monolithic
Panels

Panel
Frames

Doors

Tiles

Connectors

Electrical

Terms & Policies



↑
Denotes Wood
Grain Direction
↓

Vinyl Insert Tile

Dimensions		List Price	Catalog Number	Width	Height	Surface Color
Width	Height					
12" (305)	114"	\$ 228	VTFINV12114	Specify in 1/8" incre- ments	Specify in 1/2" incre- ments	See Surface Materials Page 4
18" (457)	114"	310	VTFINV18114			
24" (610)	114"	390	VTFINV24114			
30" (762)	114"	471	VTFINV30114			
36" (914)	114"	552	VTFINV36114			
42" (1067)	114"	633	VTFINV42114			
48" (1219)	114"	713	VTFINV48114			
Build your complete Part Number here:			-----	-----	-----	-----

Sample
Part Number:

VTFINV12114	.11.375	.113.5	.AS4
-------------	---------	--------	------

Total Cost \$228 =

\$228	+	N/C	+	N/C	+	N/C
-------	---	-----	---	-----	---	-----

Laminate Insert Tile

Laminate Insert Tiles sit flush to the frame and leave the surrounding aluminum frame exposed.

Inserts are available in widths from 6" to 48" in 1/8" increments, and in heights from 8" to 114" in 1/2" increments.



↑
Denotes Laminate
Grain Direction
↓

Laminate Insert Tile

Dimensions		List Price			Catalog Number	Width	Height	Surface Color
Width	Height	Laminate Grade						
		1	2	3				
12" (305)	16"	\$ 99	\$ 112	\$ 126	VTFINL12016	Specify in 1/8" increments	Specify in 1/2" increments	See Surface Materials Page 5
18" (457)	16"	140	153	180	VTFINL18016			
24" (610)	16"	182	194	237	VTFINL24016			
30" (762)	16"	226	239	293	VTFINL30016			
36" (914)	16"	267	280	350	VTFINL36016			
42" (1067)	16"	310	324	404	VTFINL42016			
48" (1219)	16"	354	366	462	VTFINL48016			
12" (305)	32"	\$ 140	\$ 153	\$ 193	VTFINL12032			
18" (457)	32"	197	212	279	VTFINL18032			
24" (610)	32"	254	267	362	VTFINL24032			
30" (762)	32"	310	324	444	VTFINL30032			
36" (914)	32"	366	380	528	VTFINL36032			
42" (1067)	32"	424	437	612	VTFINL42032			
48" (1219)	32"	481	494	696	VTFINL48032			
12" (305)	48"	\$ 182	\$ 194	\$ 264	VTFINL12048			
18" (457)	48"	239	266	347	VTFINL18048			
24" (610)	48"	297	337	432	VTFINL24048			
30" (762)	48"	354	408	516	VTFINL30048			
36" (914)	48"	409	476	599	VTFINL36048			
42" (1067)	48"	466	548	682	VTFINL42048			
48" (1219)	48"	524	618	767	VTFINL48048			
Build your complete Part Number here:					-----	-----	-----	-----

Sample
Part Number:

VTFINL12016	.11.375	.15.5	.J25
\$99	+ N/C	+ N/C	+ N/C

Total Cost \$99 =

Laminate Insert Tile continued

Surface
Materials

Space
Planning

Monolithic
Panels

Panel
Frames

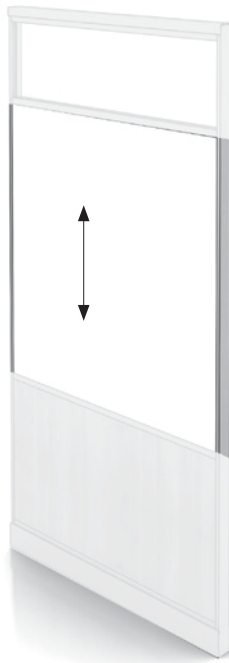
Doors

Tiles

Connectors

Electrical

Terms & Policies



↑
Denotes Laminate
Grain Direction
↓

Laminate Insert Tile

Dimensions		List Price			Catalog Number	Width	Height	Surface Color
Width	Height	1	2	3				
12" (305)	64"	\$ 226	\$ 239	\$ 333	VTFINL12064	Specify in 1/8" incre- ments	Specify in 1/2" incre- ments	See Surface Materials Page 5
18" (457)	64"	289	324	444	VTFINL18064			
24" (610)	64"	354	408	556	VTFINL24064			
30" (762)	64"	416	490	666	VTFINL30064			
36" (914)	64"	481	575	777	VTFINL36064			
42" (1067)	64"	543	659	888	VTFINL42064			
48" (1219)	64"	608	743	1000	VTFINL48064			
12" (305)	80"	\$ 267	\$ 280	\$ 402	VTFINL12080			
18" (457)	80"	354	382	543	VTFINL18080			
24" (610)	80"	438	477	681	VTFINL24080			
30" (762)	80"	524	577	819	VTFINL30080			
36" (914)	80"	608	675	958	VTFINL36080			
42" (1067)	80"	694	775	1100	VTFINL42080			
48" (1219)	80"	778	871	1237	VTFINL48080			
12" (305)	96"	\$ 310	\$ 324	\$ 471	VTFINL12096			
18" (457)	96"	395	436	611	VTFINL18096			
24" (610)	96"	481	548	749	VTFINL24096			
30" (762)	96"	565	661	889	VTFINL30096			
36" (914)	96"	649	771	1027	VTFINL36096			
42" (1067)	96"	734	883	1165	VTFINL42096			
48" (1219)	96"	819	994	1305	VTFINL48096			
Build your complete Part Number here:						-----	-----	-----

Sample
Part Number:

VTFINL12064	.11.375	.63.5	.J25
-------------	---------	-------	------

Total Cost \$226 =

\$226	+	N/C	+	N/C	+	N/C
-------	---	-----	---	-----	---	-----

Laminate Insert Tile
continued



↑
↓
Denotes Laminate
Grain Direction

Laminate Insert Tile

Dimensions		List Price			Catalog Number	Width	Height	Surface Color
Width	Height	Laminate Grade						
		1	2	3				
12" (305)	114"	\$ 354	\$ 366	\$ 543	VTFINL12114	Specify in 1/8" incre- ments	Specify in 1/2" incre- ments	See Surface Materials Page 5
18" (457)	114"	451	491	707	VTFINL18114			
24" (610)	114"	551	618	874	VTFINL24114			
30" (762)	114"	649	744	1041	VTFINL30114			
36" (914)	114"	749	870	1207	VTFINL36114			
42" (1067)	114"	848	998	1375	VTFINL42114			
48" (1219)	114"	948	1123	1540	VTFINL48114			
Build your complete Part Number here:					_____	_____	_____	_____

Sample
Part Number:

VTFINL12114	.11.375	.113.5	.J25
-------------	---------	--------	------

Total Cost \$354 =

\$354	+	N/C	+	N/C	+	N/C
-------	---	-----	---	-----	---	-----

Veneer Insert Tile

Veneer Insert Tiles sit flush to the frame and leave the surrounding aluminum frame exposed.

Volo Inserts are available in widths from 6" to 48" in 1/8" increments, and in heights from 8" to 114" in 1/2" increments.



↑
↓
Denotes Wood Grain Direction

Veneer Insert Tile

Dimensions		List Price	Catalog Number	Width	Height	Surface Color
Width	Height					
12" (305)	16"	\$ 190	VTFINW12016	Specify in 1/8" increments	Specify in 1/2" increments	See Surface Materials Page 4
18" (457)	16"	303	VTFINW18016			
24" (610)	16"	416	VTFINW24016			
30" (762)	16"	531	VTFINW30016			
36" (914)	16"	643	VTFINW36016			
42" (1067)	16"	756	VTFINW42016			
48" (1219)	16"	870	VTFINW48016			
12" (305)	32"	\$ 360	VTFINW12032			
18" (457)	32"	559	VTFINW18032			
24" (610)	32"	756	VTFINW24032			
30" (762)	32"	954	VTFINW30032			
36" (914)	32"	1153	VTFINW36032			
42" (1067)	32"	1351	VTFINW42032			
48" (1219)	32"	1550	VTFINW48032			
12" (305)	48"	\$ 531	VTFINW12048			
18" (457)	48"	783	VTFINW18048			
24" (610)	48"	1040	VTFINW24048			
30" (762)	48"	1293	VTFINW30048			
36" (914)	48"	1550	VTFINW36048			
42" (1067)	48"	1805	VTFINW42048			
48" (1219)	48"	2058	VTFINW48048			
Build your complete Part Number here:				-----	-----	-----

Sample Part Number:

VTFINW12016	.11.375	.115.5	.M2
-------------	---------	--------	-----

Total Cost \$190 =

\$190	+	N/C	+	N/C	+	N/C
-------	---	-----	---	-----	---	-----

Veneer Insert Tile continued



↑
Denotes Wood
Grain Direction
↓

Veneer Insert Tile

Dimensions		List Price	Catalog Number	Width	Height	Surface Color
Width	Height					
12" (305)	64"	\$ 700	VTFINW12064	Specify in 1/8" incre- ments	Specify in 1/2" incre- ments	See Surface Materials Page 4
18" (457)	64"	1040	VTFINW18064			
24" (610)	64"	1379	VTFINW24064			
30" (762)	64"	1719	VTFINW30064			
36" (914)	64"	2058	VTFINW36064			
42" (1067)	64"	2399	VTFINW42064			
48" (1219)	64"	2738	VTFINW48064			
12" (305)	80"	\$ 870	VTFINW12080			
18" (457)	80"	1293	VTFINW18080			
24" (610)	80"	1719	VTFINW24080			
30" (762)	80"	2144	VTFINW30080			
36" (914)	80"	2569	VTFINW36080			
42" (1067)	80"	2995	VTFINW42080			
48" (1219)	80"	3418	VTFINW48080			
12" (305)	96"	\$ 1040	VTFINW12096			
18" (457)	96"	1606	VTFINW18096			
24" (610)	96"	2173	VTFINW24096			
30" (762)	96"	2738	VTFINW30096			
36" (914)	96"	3306	VTFINW36096			
42" (1067)	96"	3871	VTFINW42096			
48" (1219)	96"	4438	VTFINW48096			
Build your complete Part Number here:				---	--	--

Sample
Part Number:

VTFINW12064

.11.375

.63.5

.M2

Total Cost \$700 =

\$700



N/C



N/C



N/C

Veneer Insert Tile
continued

Surface
Materials

Space
Planning

Monolithic
Panels

Panel
Frames

Doors

Tiles

Connectors

Electrical

Terms & Policies



↑
↓
Denotes Wood
Grain Direction

Veneer Insert Tile

Dimensions		List Price	Catalog Number	Width	Height	Surface Color
Width	Height					
12" (305)	114"	\$ 1211	VTFINW12114	Specify in 1/8" incre- ments	Specify in 1/2" incre- ments	See Surface Materials Page 4
18" (457)	114"	1917	VTFINW18114			
24" (610)	114"	2625	VTFINW24114			
30" (762)	114"	3335	VTFINW30114			
36" (914)	114"	4042	VTFINW36114			
42" (1067)	114"	4749	VTFINW42114			
48" (1219)	114"	5459	VTFINW48114			
Build your complete Part Number here:				---	--	--

Sample
Part Number:

VTFINW12114	.11.375	.113.5	.M2
-------------	---------	--------	-----

Total Cost \$1211 =

\$1211	+	N/C	+	N/C	+	N/C
--------	---	-----	---	-----	---	-----

Tackable Insert Tile

Tackable Insert Tiles sit flush to the frame and leave the surrounding aluminum frame exposed.

Volo Inserts are available in widths from 6" to 48" in 1/8" increments, and in heights from 8" to 64" in 1/2" increments.

Tackable Insert Tile

Dimensions		List Price						Catalog Number	Width	Height	Surface Color
Width	Height	0/1	2	Fabric Grade		5	6				
12" (305)	16"	\$ 140	\$ 153	\$ 173	\$ 193	\$ 214	\$ 241	VTFINT12016	Specify in 1/8" increments	Specify in 1/2" increments	See Surface Materials Page 3
18" (457)	16"	197	212	230	252	271	299	VTFINT18016			
24" (610)	16"	254	267	288	309	328	355	VTFINT24016			
30" (762)	16"	310	324	342	364	384	412	VTFINT30016			
36" (914)	16"	366	380	400	421	440	468	VTFINT36016			
42" (1067)	16"	424	437	457	477	497	525	VTFINT42016			
48" (1219)	16"	481	494	513	534	555	581	VTFINT48016			
12" (305)	32"	\$ 197	\$ 212	\$ 230	\$ 252	\$ 271	\$ 299	VTFINT12032			
18" (457)	32"	254	267	288	309	328	355	VTFINT18032			
24" (610)	32"	310	324	342	364	384	412	VTFINT24032			
30" (762)	32"	366	380	400	421	440	468	VTFINT30032			
36" (914)	32"	424	437	457	477	497	525	VTFINT36032			
42" (1067)	32"	481	494	513	534	555	581	VTFINT42032			
48" (1219)	32"	537	551	570	592	611	638	VTFINT48032			
12" (305)	48"	\$ 254	\$ 267	\$ 288	\$ 309	\$ 328	\$ 355	VTFINT12048			
18" (457)	48"	326	339	359	380	400	427	VTFINT18048			
24" (610)	48"	395	408	428	450	469	496	VTFINT24048			
30" (762)	48"	466	481	500	521	540	568	VTFINT30048			
36" (914)	48"	537	551	570	592	611	638	VTFINT36048			
42" (1067)	48"	608	622	642	663	682	709	VTFINT42048			
48" (1219)	48"	678	692	711	732	752	779	VTFINT48048			
Build your complete Part Number here:								-----	--	--	--



Sample
Part Number:

VTFINT12016

.11.375

.15.5

.B49

Total Cost \$140 =

\$140



N/C



N/C



N/C

Tackable Insert Tile
continued

Surface
Materials

Space
Planning

Monolithic
Panels

Panel
Frames

Doors

Tiles

Connectors

Electrical

Terms & Policies

Tackable Insert Tile

Dimensions		List Price						Catalog Number	Width	Height	Surface Color
Width	Height	1	2	3	4	5	6				
12" (305)	64"	\$ 310	\$ 324	\$ 342	\$ 364	\$ 384	\$ 412	VTFINT12064	Specify in 1/8" incre- ments	Specify in 1/2" incre- ments	See Surface Materials Page 3
18" (457)	64"	382	395	415	436	456	483	VTFINT18064			
24" (610)	64"	451	464	484	505	525	552	VTFINT24064			
30" (762)	64"	524	537	557	577	597	625	VTFINT30064			
36" (914)	64"	594	607	627	648	668	695	VTFINT36064			
42" (1067)	64"	666	679	699	719	740	767	VTFINT42064			
48" (1219)	64"	734	748	768	790	808	836	VTFINT48064			
12" (305)	80"	\$ 366	\$ 380	\$ 400	\$ 421	\$ 440	\$ 468	VTFINT12080			
18" (457)	80"	451	464	484	505	525	552	VTFINT18080			
24" (610)	80"	537	551	570	592	611	638	VTFINT24080			
30" (762)	80"	621	634	655	675	695	722	VTFINT30080			
36" (914)	80"	706	719	740	761	780	807	VTFINT36080			
42" (1067)	80"	793	806	827	846	867	894	VTFINT42080			
48" (1219)	80"	877	890	909	931	951	978	VTFINT48080			
12" (305)	96"	\$ 424	\$ 437	\$ 457	\$ 477	\$ 497	\$ 525	VTFINT12096			
18" (457)	96"	508	522	542	563	582	609	VTFINT18096			
24" (610)	96"	594	607	627	648	668	695	VTFINT24096			
30" (762)	96"	678	692	711	732	752	779	VTFINT30096			
36" (914)	96"	765	778	797	818	839	866	VTFINT36096			
42" (1067)	96"	848	862	881	903	921	950	VTFINT42096			
48" (1219)	96"	933	946	967	988	1007	1034	VTFINT48096			

Build your complete
Part Number here:

----- -- -- --

Sample
Part Number:

VTFINT12064 .11.375 .63.5 .B49

Total Cost \$310 =

\$310 + N/C + N/C + N/C



Laminate Lower Outsert Tile

Laminate Lower Outserts sit ¼" proud of the frame and leave only ¼" of surrounding framing exposed.

Lower Outsert Tiles are required for the lowest tile position, where a tile installs on the base frame. Lower Tiles must be specified for this position to allow the full range of height adjustment for the panel.



Denotes Laminate Pattern Direction

Laminate Lower Outsert Tile

Dimensions		List Price			Catalog Number	Width	Height	Surface Color
Width	Height	Laminate Grade						
		1	2	3				
12" (305)	16"	\$ 127	\$ 140	\$ 154	VTFOLL12016	Specify in 1/8" increments	Specify in 1/2" increments	See Surface Materials Page 5
18" (457)	16"	168	182	210	VTFOLL18016			
24" (610)	16"	212	224	265	VTFOLL24016			
30" (762)	16"	254	267	322	VTFOLL30016			
36" (914)	16"	297	310	379	VTFOLL36016			
42" (1067)	16"	338	352	433	VTFOLL42016			
48" (1219)	16"	382	394	489	VTFOLL48016			
12" (305)	32"	\$ 168	\$ 182	\$ 224	VTFOLL12032			
18" (457)	32"	226	239	307	VTFOLL18032			
24" (610)	32"	281	295	389	VTFOLL24032			
30" (762)	32"	338	352	472	VTFOLL30032			
36" (914)	32"	395	408	557	VTFOLL36032			
42" (1067)	32"	451	464	639	VTFOLL42032			
48" (1219)	32"	508	522	725	VTFOLL48032			
12" (305)	48"	\$ 212	\$ 224	\$ 292	VTFOLL12048			
18" (457)	48"	267	295	375	VTFOLL18048			
24" (610)	48"	326	365	460	VTFOLL24048			
30" (762)	48"	382	436	543	VTFOLL30048			
36" (914)	48"	438	505	627	VTFOLL36048			
42" (1067)	48"	495	576	711	VTFOLL42048			
48" (1219)	48"	551	644	794	VTFOLL48048			
Build your complete Part Number here:					-----	--	--	--

Sample Part Number:

VTFOLL12016	.11.375	.15.5	.J25
-------------	---------	-------	------

Total Cost \$127 =

\$127	+	N/C	+	N/C	+	N/C
-------	---	-----	---	-----	---	-----

Laminate Lower Outsert Tile
continued

Surface
Materials

Space
Planning

Monolithic
Panels

Panel
Frames

Doors

Tiles

Connectors

Electrical

Terms & Policies



↑
↓
Denotes Laminate
Pattern Direction

Laminate Lower Outsert Tile

Dimensions		List Price			Catalog Number	Width	Height	Surface Color
Width	Height	1	2	3				
12" (305)	64"	\$ 254	\$ 267	\$ 362	VTFOLL12064	Specify in 1/8" incre- ments	Specify in 1/2" incre- ments	See Surface Materials Page 5
18" (457)	64"	316	351	471	VTFOLL18064			
24" (610)	64"	382	436	582	VTFOLL24064			
30" (762)	64"	444	519	694	VTFOLL30064			
36" (914)	64"	508	604	805	VTFOLL36064			
42" (1067)	64"	571	688	916	VTFOLL42064			
48" (1219)	64"	637	771	1027	VTFOLL48064			
12" (305)	80"	\$ 297	\$ 310	\$ 432	VTFOLL12080			
18" (457)	80"	382	408	570	VTFOLL18080			
24" (610)	80"	466	506	709	VTFOLL24080			
30" (762)	80"	551	605	846	VTFOLL30080			
36" (914)	80"	637	704	988	VTFOLL36080			
42" (1067)	80"	721	803	1126	VTFOLL42080			
48" (1219)	80"	806	901	1264	VTFOLL48080			
12" (305)	96"	\$ 338	\$ 352	\$ 500	VTFOLL12096			
18" (457)	96"	424	464	639	VTFOLL18096			
24" (610)	96"	508	576	778	VTFOLL24096			
30" (762)	96"	594	689	917	VTFOLL30096			
36" (914)	96"	678	800	1055	VTFOLL36096			
42" (1067)	96"	765	914	1194	VTFOLL42096			
48" (1219)	96"	848	1024	1334	VTFOLL48096			
Build your complete Part Number here:						---	--	--

Sample
Part Number:

VTFOLL12064	.11.375	.63.5	.J25
-------------	---------	-------	------


Total Cost \$254 =

\$254	+	N/C	+	N/C	+	N/C
-------	---	-----	---	-----	---	-----

Laminate Upper Outsert Tile

Laminate Upper Outserts sit ¼" proud of the frame and leave only ¼" of surrounding frame exposed.

Upper Outsert Tiles are required for all tile positions above the lowest position. (Lower Tiles must be specified for the lowest position where a tile installs on the base frame.)



Denotes Laminate Pattern Direction

Laminate Upper Outsert Tile

Dimensions		List Price			Catalog Number	Width	Height	Surface Color
Width	Height	Laminate Grade						
		1	2	3				
12" (305)	16"	\$ 127	\$ 140	\$ 154	VTFOUL12016	Specify in 1/8" increments	Specify in 1/2" increments	See Surface Materials Page 5
18" (457)	16"	168	182	210	VTFOUL18016			
24" (610)	16"	212	224	265	VTFOUL24016			
30" (762)	16"	254	267	322	VTFOUL30016			
36" (914)	16"	297	310	379	VTFOUL36016			
42" (1067)	16"	338	352	433	VTFOUL42016			
48" (1219)	16"	382	394	489	VTFOUL48016			
12" (305)	32"	\$ 168	\$ 182	\$ 224	VTFOUL12032			
18" (457)	32"	226	239	307	VTFOUL18032			
24" (610)	32"	281	295	389	VTFOUL24032			
30" (762)	32"	338	352	472	VTFOUL30032			
36" (914)	32"	395	408	557	VTFOUL36032			
42" (1067)	32"	451	464	639	VTFOUL42032			
48" (1219)	32"	508	522	725	VTFOUL48032			
12" (305)	48"	\$ 212	\$ 224	\$ 292	VTFOUL12048			
18" (457)	48"	267	295	375	VTFOUL18048			
24" (610)	48"	326	365	460	VTFOUL24048			
30" (762)	48"	382	436	543	VTFOUL30048			
36" (914)	48"	438	505	627	VTFOUL36048			
42" (1067)	48"	495	576	711	VTFOUL42048			
48" (1219)	48"	551	644	794	VTFOUL48048			
Build your complete Part Number here:					-----	--	--	--

Sample Part Number:

VTFOUL12016	.11.375	.15.5	.J25
-------------	---------	-------	------

Total Cost \$127 =

\$127	+	N/C	+	N/C	+	N/C
-------	---	-----	---	-----	---	-----

Laminate Upper Outsert Tile
continued

Surface
Materials

Space
Planning

Monolithic
Panels

Panel
Frames


Doors

Tiles

Connectors

Electrical

Terms & Policies



↑
Denotes Laminate
Pattern Direction
↓

Laminate Upper Outsert Tile

Dimensions		List Price			Catalog Number	Width	Height	Surface Color
Width	Height	1	2	3				
12" (305)	64"	\$ 254	\$ 267	\$ 362	VTFOUL12064	Specify in 1/8" incre- ments	Specify in 1/2" incre- ments	See Surface Materials Page 5
18" (457)	64"	316	351	471	VTFOUL18064			
24" (610)	64"	382	436	582	VTFOUL24064			
30" (762)	64"	444	519	694	VTFOUL30064			
36" (914)	64"	508	604	805	VTFOUL36064			
42" (1067)	64"	571	688	916	VTFOUL42064			
48" (1219)	64"	637	771	1027	VTFOUL48064			
12" (305)	80"	\$ 297	\$ 310	\$ 432	VTFOUL12080			
18" (457)	80"	382	408	570	VTFOUL18080			
24" (610)	80"	466	506	709	VTFOUL24080			
30" (762)	80"	551	605	846	VTFOUL30080			
36" (914)	80"	637	704	988	VTFOUL36080			
42" (1067)	80"	721	803	1126	VTFOUL42080			
48" (1219)	80"	806	901	1264	VTFOUL48080			
12" (305)	96"	\$ 338	\$ 352	\$ 500	VTFOUL12096			
18" (457)	96"	424	464	639	VTFOUL18096			
24" (610)	96"	508	576	778	VTFOUL24096			
30" (762)	96"	594	689	917	VTFOUL30096			
36" (914)	96"	678	800	1055	VTFOUL36096			
42" (1067)	96"	765	914	1194	VTFOUL42096			
48" (1219)	96"	848	1024	1334	VTFOUL48096			
Build your complete Part Number here:						-----	--	--

Sample
Part Number:

VTFOUL12064	.11.375	.63.5	.J25
-------------	---------	-------	------

Total Cost \$254 =

\$254	+	N/C	+	N/C	+	N/C
-------	---	-----	---	-----	---	-----

Veneer Lower Outsert Tile

Veneer Lower Outserts sit ¼" proud of the frame and leave only ¼" of surrounding framing exposed.

Lower Outsert Tiles are required for the lowest tile position, where a tile installs on the base frame. Lower Tiles must be specified for this position to allow the full range of height adjustment for the panel.



Denotes Wood Grain Direction

Veneer Lower Outsert Tile

Dimensions		List Price	Catalog Number	Width	Height	Surface Color
Width	Height					
12" (305)	16"	\$ 260	VTFOLW12016	Specify in 1/8" increments	Specify in 1/2" increments	See Surface Materials Page 4
18" (457)	16"	372	VTFOLW18016			
24" (610)	16"	487	VTFOLW24016			
30" (762)	16"	600	VTFOLW30016			
36" (914)	16"	713	VTFOLW36016			
42" (1067)	16"	828	VTFOLW42016			
48" (1219)	16"	940	VTFOLW48016			
12" (305)	32"	\$ 431	VTFOLW12032			
18" (457)	32"	629	VTFOLW18032			
24" (610)	32"	828	VTFOLW24032			
30" (762)	32"	1025	VTFOLW30032			
36" (914)	32"	1223	VTFOLW36032			
42" (1067)	32"	1422	VTFOLW42032			
48" (1219)	32"	1620	VTFOLW48032			
12" (305)	48"	\$ 600	VTFOLW12048			
18" (457)	48"	854	VTFOLW18048			
24" (610)	48"	1111	VTFOLW24048			
30" (762)	48"	1365	VTFOLW30048			
36" (914)	48"	1620	VTFOLW36048			
42" (1067)	48"	1874	VTFOLW42048			
48" (1219)	48"	2129	VTFOLW48048			
Build your complete Part Number here:				---	--	--

Sample Part Number:

VTFOLW12016	.11.375	.15.5	.M1
-------------	---------	-------	-----

Total Cost \$260 =

\$260	+	N/C	+	N/C	+	N/C
-------	---	-----	---	-----	---	-----

Veneer Lower Outsert Tile
continued

Surface
Materials

Space
Planning

Monolithic
Panels

Panel
Frames

Doors

Tiles

Connectors

Electrical

Terms & Policies



↑
Denotes Wood
Grain Direction
↓

Veneer Lower Outsert Tile

Dimensions		List Price	Catalog Number	Width	Height	Surface Color
Width	Height					
12" (305)	64"	\$ 770	VTFOLW12064	Specify in 1/8" incre- ments	Specify in 1/2" incre- ments	See Surface Materials Page 4
18" (457)	64"	1111	VTFOLW18064			
24" (610)	64"	1450	VTFOLW24064			
30" (762)	64"	1790	VTFOLW30064			
36" (914)	64"	2129	VTFOLW36064			
42" (1067)	64"	2469	VTFOLW42064			
48" (1219)	64"	2808	VTFOLW48064			
12" (305)	80"	\$ 940	VTFOLW12080			
18" (457)	80"	1365	VTFOLW18080			
24" (610)	80"	1790	VTFOLW24080			
30" (762)	80"	2214	VTFOLW30080			
36" (914)	80"	2638	VTFOLW36080			
42" (1067)	80"	3064	VTFOLW42080			
48" (1219)	80"	3489	VTFOLW48080			
12" (305)	96"	\$ 1111	VTFOLW12096			
18" (457)	96"	1676	VTFOLW18096			
24" (610)	96"	2243	VTFOLW24096			
30" (762)	96"	2808	VTFOLW30096			
36" (914)	96"	3375	VTFOLW36096			
42" (1067)	96"	3942	VTFOLW42096			
48" (1219)	96"	4509	VTFOLW48096			
Build your complete Part Number here:				-----	--	--

Sample
Part Number:

VTFOLW12064	.11.375	.63.5	.M1
-------------	---------	-------	-----

Total Cost \$770 =

\$770	+	N/C	+	N/C	+	N/C
-------	---	-----	---	-----	---	-----

Veneer Upper Outsert Tile

Veneer Upper Outserts sit ¼" proud of the frame and leave only ¼" of surrounding frame exposed.

Upper Outsert Tiles are required for all tile positions above the lowest position. (Lower Tiles must be specified for the lowest position where a tile installs on the base frame.)



Denotes Wood Grain Direction

Veneer Upper Outsert Tile

Dimensions		List Price	Catalog Number	Width	Height	Surface Color
Width	Height					
12" (305)	16"	\$ 260	VTFOUW12016	Specify in 1/8" increments	Specify in 1/2" increments	See Surface Materials Page 4
18" (457)	16"	372	VTFOUW18016			
24" (610)	16"	487	VTFOUW24016			
30" (762)	16"	600	VTFOUW30016			
36" (914)	16"	713	VTFOUW36016			
42" (1067)	16"	828	VTFOUW42016			
48" (1219)	16"	940	VTFOUW48016			
12" (305)	32"	\$ 431	VTFOUW12032			
18" (457)	32"	629	VTFOUW18032			
24" (610)	32"	828	VTFOUW24032			
30" (762)	32"	1025	VTFOUW30032			
36" (914)	32"	1223	VTFOUW36032			
42" (1067)	32"	1422	VTFOUW42032			
48" (1219)	32"	1620	VTFOUW48032			
12" (305)	48"	\$ 600	VTFOUW12048			
18" (457)	48"	854	VTFOUW18048			
24" (610)	48"	1111	VTFOUW24048			
30" (762)	48"	1365	VTFOUW30048			
36" (914)	48"	1620	VTFOUW36048			
42" (1067)	48"	1874	VTFOUW42048			
48" (1219)	48"	2129	VTFOUW48048			
Build your complete Part Number here:			-----	--	--	--

Sample Part Number:

VTFOUW12016	.11.375	.15.5	.M1
-------------	---------	-------	-----

Total Cost \$260 =

\$260	+	N/C	+	N/C	+	N/C
-------	---	-----	---	-----	---	-----

Veneer Upper Outsert Tile
continued



↑
Denotes Wood
Grain Direction
↓

Veneer Upper Outsert Tile

Dimensions		List Price	Catalog Number	Width	Height	Surface Color
Width	Height					
12" (305)	64"	\$ 770	VTFOUW12064	Specify in 1/8" incre- ments	Specify in 1/2" incre- ments	See Surface Materials Page 4
18" (457)	64"	1111	VTFOUW18064			
24" (610)	64"	1450	VTFOUW24064			
30" (762)	64"	1790	VTFOUW30064			
36" (914)	64"	2129	VTFOUW36064			
42" (1067)	64"	2469	VTFOUW42064			
48" (1219)	64"	2808	VTFOUW48064			
12" (305)	80"	\$ 940	VTFOUW12080			
18" (457)	80"	1365	VTFOUW18080			
24" (610)	80"	1790	VTFOUW24080			
30" (762)	80"	2214	VTFOUW30080			
36" (914)	80"	2638	VTFOUW36080			
42" (1067)	80"	3064	VTFOUW42080			
48" (1219)	80"	3489	VTFOUW48080			
12" (305)	96"	\$ 1111	VTFOUW12096			
18" (457)	96"	1676	VTFOUW18096			
24" (610)	96"	2243	VTFOUW24096			
30" (762)	96"	2808	VTFOUW30096			
36" (914)	96"	3375	VTFOUW36096			
42" (1067)	96"	3942	VTFOUW42096			
48" (1219)	96"	4509	VTFOUW48096			
Build your complete Part Number here:			_____	__	__	__

Sample
Part Number:

VTFOUW12064	.11.375	.63.5	.M1
-------------	---------	-------	-----

Total Cost \$770 =

\$770	+	N/C	+	N/C	+	N/C
-------	---	-----	---	-----	---	-----

Glass Marker Board Lower
Outsert Tile

Glass Marker Board Lower Outserts sit ¼" proud of the frame and leaves ¼" of surrounding frame exposed.

Lower Outsert Tiles are required for the lowest tile position, where a tile installs on the base frame. Lower Tiles must be specified for this position to allow the full range of height adjustment for the panel.



Glass Marker Board Lower Outsert Tile

Dimensions		List Price	Catalog Number	Width	Height	Back Painted Color
Width	Height					
12" (305)	16"	\$ 316	VTFOLGM12016	Specify in 1/8" increments	Specify in 1/2" increments	Standard Back Paint Colors No Cost
18" (457)	16"	495	VTFOLGM18016			
24" (610)	16"	671	VTFOLGM24016			
30" (762)	16"	848	VTFOLGM30016			
36" (914)	16"	1025	VTFOLGM36016			
42" (1067)	16"	1203	VTFOLGM42016			
48" (1219)	16"	1379	VTFOLGM48016			
12" (305)	32"	\$ 600	VTFOLGM12032			
18" (457)	32"	919	VTFOLGM18032			
24" (610)	32"	1239	VTFOLGM24032			
30" (762)	32"	1556	VTFOLGM30032			
36" (914)	32"	1874	VTFOLGM36032			
42" (1067)	32"	2193	VTFOLGM42032			
48" (1219)	32"	2513	VTFOLGM48032			
12" (305)	48"	\$ 882	VTFOLGM12048			
18" (457)	48"	1345	VTFOLGM18048			
24" (610)	48"	1805	VTFOLGM24048			
30" (762)	48"	2263	VTFOLGM30048			
36" (914)	48"	2724	VTFOLGM36048			
42" (1067)	48"	3186	VTFOLGM42048			
48" (1219)	48"	3646	VTFOLGM48048			
Build your complete Part Number here:			-----	--	--	--

Sample
Part Number:

VTFOLGM12016	.11.375	.15.5	.M00
-----	-----	-----	-----

Total Cost \$316 =

\$316	+	N/C	+	N/C	+	N/C
-------	---	-----	---	-----	---	-----

Glass Marker Board Lower Outsert
Tile Continued

Surface
Materials

Space
Planning

Monolithic
Panels

Panel
Frames

Doors

Tiles

Connectors

Electrical

Terms & Policies



Glass Marker Board Lower Outsert Tile

Dimensions		List Price	Catalog Number	Width	Height	Back Painted Color
Width	Height					
12" (305)	64"	\$ 1166	VTFOLGM12064	Specify in 1/8" incre- ments	Specify in 1/2" incre- ments	Standard Back Paint Colors No Cost
18" (457)	64"	1769	VTFOLGM18064			
24" (610)	64"	2371	VTFOLGM24064			
30" (762)	64"	2972	VTFOLGM30064			
36" (914)	64"	3574	VTFOLGM36064			
42" (1067)	64"	4176	VTFOLGM42064			
48" (1219)	64"	4779	VTFOLGM48064			
12" (305)	80"	\$ 1450	VTFOLGM12080			
18" (457)	80"	2052	VTFOLGM18080			
24" (610)	80"	2654	VTFOLGM24080			
30" (762)	80"	3256	VTFOLGM30080			
36" (914)	80"	3857	VTFOLGM36080			
42" (1067)	80"	4459	VTFOLGM42080			
48" (1219)	80"	5060	VTFOLGM48080			
12" (305)	96"	\$ 1732	VTFOLGM12096			
18" (457)	96"	2336	VTFOLGM18096			
24" (610)	96"	2936	VTFOLGM24096			
30" (762)	96"	3539	VTFOLGM30096			
36" (914)	96"	4141	VTFOLGM36096			
42" (1067)	96"	4744	VTFOLGM42096			
48" (1219)	96"	5344	VTFOLGM48096			
Build your complete Part Number here:			-----	--	--	--

Sample
Part Number:

VTFOLGM12064	.11.375	.63.5	.M00
--------------	---------	-------	------


Total Cost \$1166 =

\$1166	+	N/C	+	N/C	+	N/C
--------	---	-----	---	-----	---	-----

Glass Marker Board Upper Outsert Tile

Glass Marker Board Upper Outserts sit ¼" proud of the frame and leaves ¼" of surrounding frame exposed.

Upper Outsert Tiles are required for all tile positions above the lowest position. (Lower Tiles must be specified for the lowest position where a tile installs on the base frame.)



Glass Marker Board Upper Outsert Tile


Dimensions		List Price	Catalog Number	Width	Height	Back Painted Color
Width	Height					
12" (305)	16"	\$ 316	VTFOUGM12016	Specify in 1/8" increments	Specify in 1/2" increments	Standard Back Paint Colors No Cost
18" (457)	16"	495	VTFOUGM18016			
24" (610)	16"	671	VTFOUGM24016			
30" (762)	16"	848	VTFOUGM30016			
36" (914)	16"	1025	VTFOUGM36016			
42" (1067)	16"	1203	VTFOUGM42016			
48" (1219)	16"	1379	VTFOUGM48016			
12" (305)	32"	\$ 600	VTFOUGM12032			
18" (457)	32"	919	VTFOUGM18032			
24" (610)	32"	1239	VTFOUGM24032			
30" (762)	32"	1556	VTFOUGM30032			
36" (914)	32"	1874	VTFOUGM36032			
42" (1067)	32"	2193	VTFOUGM42032			
48" (1219)	32"	2513	VTFOUGM48032			
12" (305)	48"	\$ 882	VTFOUGM12048			
18" (457)	48"	1345	VTFOUGM18048			
24" (610)	48"	1805	VTFOUGM24048			
30" (762)	48"	2263	VTFOUGM30048			
36" (914)	48"	2724	VTFOUGM36048			
42" (1067)	48"	3186	VTFOUGM42048			
48" (1219)	48"	3646	VTFOUGM48048			
Build your complete Part Number here:			-----	--	--	--

Sample Part Number:

VTFOUGM12016	.11.375	.15.5	.M00			
\$316	+	N/C	+	N/C	+	N/C

Total Cost \$316 =

Glass Marker Board Upper Outsert
Tile Continued



Glass Marker Board Upper Outsert Tile

Dimensions		List Price	Catalog Number	Width	Height	Back Painted Color
Width	Height					
12" (305)	64"	\$ 1166	VTFOUGM12064	Specify in 1/8" increments	Specify in 1/2" increments	Standard Back Paint Colors No Cost
18" (457)	64"	1769	VTFOUGM18064			
24" (610)	64"	2371	VTFOUGM24064			
30" (762)	64"	2972	VTFOUGM30064			
36" (914)	64"	3574	VTFOUGM36064			
42" (1067)	64"	4176	VTFOUGM42064			
48" (1219)	64"	4779	VTFOUGM48064			
12" (305)	80"	\$ 1450	VTFOUGM12080			
18" (457)	80"	2052	VTFOUGM18080			
24" (610)	80"	2654	VTFOUGM24080			
30" (762)	80"	3256	VTFOUGM30080			
36" (914)	80"	3857	VTFOUGM36080			
42" (1067)	80"	4459	VTFOUGM42080			
48" (1219)	80"	5060	VTFOUGM48080			
12" (305)	96"	\$ 1732	VTFOUGM12096			
18" (457)	96"	2336	VTFOUGM18096			
24" (610)	96"	2936	VTFOUGM24096			
30" (762)	96"	3539	VTFOUGM30096			
36" (914)	96"	4141	VTFOUGM36096			
42" (1067)	96"	4744	VTFOUGM42096			
48" (1219)	96"	5344	VTFOUGM48096			
Build your complete Part Number here:			-----	--	--	--

Sample Part Number:

VTFOUGM12064	.11.375	.63.5	.M00
--------------	---------	-------	------

Total Cost \$1166 =

\$1166	+	N/C	+	N/C	+	N/C
--------	---	-----	---	-----	---	-----

Surface Materials

Space Planning

Monolithic Panels

Panel Frames

Doors

Tiles

Connectors

Electrical

Terms & Policies

Glass Marker Board – Steel Backed Lower Outsert Tile

Glass Marker Board Lower Outserts sit ¼" proud of the frame and leaves ¼" of surrounding frame exposed.

Lower Outsert Tiles are required for the lowest tile position, where a tile installs on the base frame. Lower Tiles must be specified for this position to allow the full range of height adjustment for the panel.

Steel backing enables the use of strong (e.g., rare earth) magnets to attach items to the glass tile.



Glass Marker Board – Steel Backed Lower Outsert Tile

Dimensions Width Height	List Price	Catalog Number	Width	Height	Back Painted Color
12" (305) 16"	\$ 565	VTFOLMGM12016	Specify in ⅛" incre- ments	Specify in ½" incre- ments	Standard Back Paint Colors No Cost
18" (457) 16"	778	VTFOLMGM18016			
24" (610) 16"	989	VTFOLMGM24016			
30" (762) 16"	1203	VTFOLMGM30016			
36" (914) 16"	1415	VTFOLMGM36016			
42" (1067) 16"	1627	VTFOLMGM42016			
48" (1219) 16"	1840	VTFOLMGM48016			
12" (305) 32"	\$ 919	VTFOLMGM12032			
18" (457) 32"	1345	VTFOLMGM18032			
24" (610) 32"	1769	VTFOLMGM24032			
30" (762) 32"	2193	VTFOLMGM30032			
36" (914) 32"	2620	VTFOLMGM36032			
42" (1067) 32"	3042	VTFOLMGM42032			
48" (1219) 32"	3470	VTFOLMGM48032			
12" (305) 48"	\$ 1274	VTFOLMGM12048			
18" (457) 48"	1980	VTFOLMGM18048			
24" (610) 48"	2689	VTFOLMGM24048			
30" (762) 48"	3397	VTFOLMGM30048			
36" (914) 48"	4105	VTFOLMGM36048			
42" (1067) 48"	4813	VTFOLMGM42048			
48" (1219) 48"	5521	VTFOLMGM48048			
Build your complete Part Number here:		-----	--	--	--

Sample
Part Number:

VTFOLMGM12016	.11.375	.15.5	.M00
-----	-----	-----	-----

Total Cost \$565 =

\$565	+	N/C	+	N/C	+	N/C
-------	---	-----	---	-----	---	-----

Glass Marker Board – Steel Backed
Lower Outsert Tile Continued

Surface
Materials

Space
Planning

Monolithic
Panels

Panel
Frames

Doors

Tiles

Connectors

Electrical

Terms & Policies



Glass Marker Board – Steel Backed Lower Outsert Tile

Dimensions		List Price	Catalog Number	Width	Height	Back Painted Color
Width	Height					
12" (305)	64"	\$1627	VTFOLMGM12064	Specify in 1/8" incre- ments	Specify in 1/2" incre- ments	Standard Back Paint Colors No Cost
18" (457)	64"	2620	VTFOLMGM18064			
24" (610)	64"	3610	VTFOLMGM24064			
30" (762)	64"	4603	VTFOLMGM30064			
36" (914)	64"	5593	VTFOLMGM36064			
42" (1067)	64"	6583	VTFOLMGM42064			
48" (1219)	64"	7575	VTFOLMGM48064			
12" (305)	80"	\$1911	VTFOLMGM12080			
18" (457)	80"	2902	VTFOLMGM18080			
24" (610)	80"	3894	VTFOLMGM24080			
30" (762)	80"	4884	VTFOLMGM30080			
36" (914)	80"	5876	VTFOLMGM36080			
42" (1067)	80"	6868	VTFOLMGM42080			
48" (1219)	80"	7858	VTFOLMGM48080			
12" (305)	96"	\$2193	VTFOLMGM12096			
18" (457)	96"	3186	VTFOLMGM18096			
24" (610)	96"	4176	VTFOLMGM24096			
30" (762)	96"	5167	VTFOLMGM30096			
36" (914)	96"	6159	VTFOLMGM36096			
42" (1067)	96"	7151	VTFOLMGM42096			
48" (1219)	96"	8142	VTFOLMGM48096			
Build your complete Part Number here:			-----	--	--	--

Sample
Part Number:

VTFOLMGM12064	.11.375	.63.5	.M00
---------------	---------	-------	------

Total Cost \$1627 =


\$1627	+	N/C	+	N/C	+	N/C
--------	---	-----	---	-----	---	-----

Glass Marker Board – Steel Backed Upper Outsert Tile

Glass Marker Board Upper Outserts sit ¼" proud of the frame and leaves ¼" of surrounding frame exposed.

Upper Outsert Tiles are required for all tile positions above the lowest position. (Lower Tiles must be specified for the lowest position where a tile installs on the base frame.)

Steel backing enables the use of strong (e.g., rare earth) magnets to attach items to the glass tile.



Glass Marker Board – Steel Backed Upper Outsert Tile

Dimensions		List Price	Catalog Number	Width	Height	Back Painted Color
Width	Height					
12" (305)	16"	\$ 565	VTFOUMGM12016	Specify in 1/8" increments	Specify in 1/2" increments	Standard Back Paint Colors No Cost
18" (457)	16"	778	VTFOUMGM18016			
24" (610)	16"	989	VTFOUMGM24016			
30" (762)	16"	1203	VTFOUMGM30016			
36" (914)	16"	1415	VTFOUMGM36016			
42" (1067)	16"	1627	VTFOUMGM42016			
48" (1219)	16"	1840	VTFOUMGM48016			
12" (305)	32"	\$ 919	VTFOUMGM12032			
18" (457)	32"	1345	VTFOUMGM18032			
24" (610)	32"	1769	VTFOUMGM24032			
30" (762)	32"	2193	VTFOUMGM30032			
36" (914)	32"	2620	VTFOUMGM36032			
42" (1067)	32"	3042	VTFOUMGM42032			
48" (1219)	32"	3470	VTFOUMGM48032			
12" (305)	48"	\$ 1274	VTFOUMGM12048			
18" (457)	48"	1980	VTFOUMGM18048			
24" (610)	48"	2689	VTFOUMGM24048			
30" (762)	48"	3397	VTFOUMGM30048			
36" (914)	48"	4105	VTFOUMGM36048			
42" (1067)	48"	4813	VTFOUMGM42048			
48" (1219)	48"	5521	VTFOUMGM48048			
Build your complete Part Number here:			-----	--	--	--

Sample Part Number:

VTFOUMGM12016	.11.375	.15.5	.M00
---------------	---------	-------	------

Total Cost \$565 =

\$565	+	N/C	+	N/C	+	N/C
-------	---	-----	---	-----	---	-----

Glass Marker Board – Steel Backed
Upper Outsert Tile Continued

Surface
Materials

Space
Planning

Monolithic
Panels

Panel
Frames


Doors

Tiles

Connectors

Electrical

Terms & Policies



Glass Marker Board – Steel Backed Upper Outsert Tile

Dimensions		List Price	Catalog Number	Width	Height	Back Painted Color
Width	Height					
12" (305)	64"	\$1627	VTFOUMGM12064	Specify in 1/8" incre- ments	Specify in 1/2" incre- ments	Standard Back Paint Colors No Cost
18" (457)	64"	2620	VTFOUMGM18064			
24" (610)	64"	3610	VTFOUMGM24064			
30" (762)	64"	4603	VTFOUMGM30064			
36" (914)	64"	5593	VTFOUMGM36064			
42" (1067)	64"	6583	VTFOUMGM42064			
48" (1219)	64"	7575	VTFOUMGM48064			
12" (305)	80"	\$1911	VTFOUMGM12080			
18" (457)	80"	2902	VTFOUMGM18080			
24" (610)	80"	3894	VTFOUMGM24080			
30" (762)	80"	4884	VTFOUMGM30080			
36" (914)	80"	5876	VTFOUMGM36080			
42" (1067)	80"	6868	VTFOUMGM42080			
48" (1219)	80"	7858	VTFOUMGM48080			
12" (305)	96"	\$2193	VTFOUMGM12096			
18" (457)	96"	3186	VTFOUMGM18096			
24" (610)	96"	4176	VTFOUMGM24096			
30" (762)	96"	5167	VTFOUMGM30096			
36" (914)	96"	6159	VTFOUMGM36096			
42" (1067)	96"	7151	VTFOUMGM42096			
48" (1219)	96"	8142	VTFOUMGM48096			
Build your complete Part Number here:			-----	--	--	--

Sample
Part Number:

VTFOUMGM12064	.11.375	.63.5	.M00
---------------	---------	-------	------

Total Cost \$1627 =

\$1627	+	N/C	+	N/C	+	N/C
--------	---	-----	---	-----	---	-----

Surface Materials	
Space Planning	
Monolithic Panels	
Panel Frames	
Doors	
Tiles	
Connectors	
Electrical	
Terms & Policies	

Volo Connectors

Horizontal Frame Connectors [78](#)

Vertical Frame Connectors [79](#)

Surface Materials	Space Planning	Monolithic Panels	Panel Frames	Doors	Tiles	Connectors	Electrical	Terms & Policies
-------------------	----------------	-------------------	--------------	-------	-------	------------	------------	------------------

Volo Horizontal Connectors

Horizontal Connectors are the horizontal framing elements of the system that connect the panels to the ceiling and floors.

Ceiling Crown

Ceiling Crown is available in two styles - Traditional and Reveal. Comes in 12' lengths.

Panel Extender

Allows the height of the panel to extend by 1" at the base or crown.

Base

Aluminum Base is available in 9' lengths, Reveal and Vinyl Base is available in 12' lengths to create a seamless run. Order base to match the frame style.

The 6" Traditional Base allows for base-way power access.

Floor Runner

Floor Runner needs to be ordered when specifying 4" and 6" base.

90° Corner

A preformed 90° Corner Base is available to provide a finished appearance for the 4" or 6" Base only.

End Cap

End Caps are available to provide a finished appearance on the 4" and 6" Base in an End of Run condition.

Note: End Caps are included when End of Run connectors are ordered. They are also included with all door frames.

Note: The 6" Base End Cap is handed. Right or Left hand is determined by whether the part would be on your right or left hand if you faced the End Caps in their installed position.

Volo Ceiling Grid Blocks

Ceiling Grid Blocks are required to attach the Crown to Traditional/reveal tile type ceilings. Specify one for every 2' of Wall run. Grid Blocks are sized for standard 1" and

9/16" ceiling grids. Verify the tile recess of the ceiling tiles to determine which Grid Block is required. (Tile recess is the measure of how much the ceiling tile sits proud of its grid.) Grid Blocks are offered for two tile recess dimensions, 1/4" (16) and 3/8" (22). **Available in Stucco finish color only.**

For Traditional Crown with 1" ceiling grid, specify VTGBLOCK14 for a 1/4" tile recess, VTGBLOCK38 for a 3/8" recess.

For Traditional Crown with 9/16" ceiling grid, specify VTGBLOCKS14 for a 1/4" tile recess, VTGBLOCKS38 for a 3/8" recess

For Reveal Crown with 1" ceiling grid, specify VRGBLOCK14 for a 1/4" tile recess, VRGBLOCK38 for a 3/8" recess.

For Reveal Crown with 9/16" ceiling grid, specify VRGBLOCKS14 for a 1/4" tile recess, VRGBLOCKS38 for a 3/8" recess

Special sizes available upon request.

Horizontal Frame Connectors

Description	Length	List Price	Catalog Number	Trim Color
Freestanding Crown Kit	144"	\$ 488	VFCK	Standard Finish
Reveal Ceiling Crown 1 1/2" w x 1 7/8 h"	144"	276	VCHRCE	No Cost
Traditional Ceiling Crown 1 1/2" w x 2 1/2 h"	144"	353	VCHTCE	Premium Finish + \$40
1" Panel Extender	144"	\$ 236	VCHPE	Anodized + \$80
Aluminum Base	108"	\$ 331	VCHBTA	All Finishes
4" Vinyl Base	144"	\$ 244	VCHBT4	No Cost
6" Vinyl Base	144"	364	VCHBT6	Standard Smooth
6" Vinyl Base Single Power Block Cutout	144"	188	VCHBT6ES	Finish
6" Vinyl Base Double Power Block Cutout	144"	188	VCHBT6ED	Only
Floor Runner - No Teeth	144"	\$ 173	VCHFRN	No Cost
4" Vinyl Base, 90° Corner		\$ 89	VCHBC4	
6" Vinyl Base, 90° Corner		89	VCHBC6	
4" Vinyl Base, End Cap		\$ 14	VBEC4	
6" Vinyl Base, Right End Cap		21	VBEC6R	
6" Vinyl Base, Left End Cap		21	VBEC6L	
1" Ceiling Grid Blocks				
Ceiling Grid Block Traditional Crown 1/4"		\$ 5	VTGBLOCK14	
Ceiling Grid Block Traditional Crown 3/8"		5	VTGBLOCK38	
Ceiling Grid Block Reveal Crown 1/4"		5	VRGBLOCK14	
Ceiling Grid Block Reveal Crown 3/8"		5	VRGBLOCK38	
9/16" Ceiling Grid Blocks				
Ceiling Grid Block Traditional Crown 1/4"		\$ 5	VTGBLOCKS14	
Ceiling Grid Block Traditional Crown 3/8"		5	VTGBLOCKS38	
Ceiling Grid Block Reveal Crown 1/4"		5	VRGBLOCKS14	
Ceiling Grid Block Reveal Crown 3/8"		5	VRGBLOCKS38	

Build your complete
Part Number here:

Sample
Part Number:

VCHRCE

.Y

Total Cost \$276 =

\$276



N/C

Volo Vertical Connectors

Vertical Connectors are the elements that finish Volo panel runs, join them to existing building walls or join two or more Volo Panels.

Wall Starts

Wall Starts create a clean finished connection with an existing building wall.

Note: Wood Blocking is required only when attaching a swing door to an adjustable wall start.

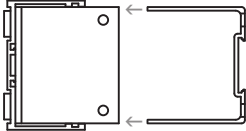
End of Run

End of runs are used to create a finished panel when it does not join another panel or abut an existing building element.

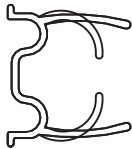
Note: End Caps are included when End of Run connectors are ordered. They are also included with all door frames.

Vertical Frame Connectors								
Description	Plan Dimensions	Height	List Price	Catalog Number	Panel Height	Wood Block	Trim Color	
Adjustable Wall Start	2 1/8" x 3 3/8"	120"	\$ 593	VCVWSA	Specify in 1/2" increments	WO No Wood Block	Standard Finish No Cost	
						W Wood Block	Premium Finish + \$40 Anodized + \$80	
Reveal Wall Start	1/2" x 1"	120"	156	VCVWSR			SS Shadow Silver K Charcoal	
Description	Plan Dimensions	Height	List Price	Catalog Number	Panel Height	Trim Color	Base Type	Base Color
End of Run	1 3/4"	120"	\$ 364	VCVMEOR	Specify in 1/2" increments	Standard Finish No Cost	4 4" Vinyl Base	Select only if 4" or 6" Vinyl Base Selected
						Premium Finish + \$40	6 6" Vinyl Base	
						Anodized + \$80	AL2 Aluminum Base	Standard Smooth Finish Only No Cost
Description	Plan Dimensions	Height	List Price	Catalog Number	Trim Color			
1" Filler	1"	122"	\$ 212	VCFL1	Standard Finish No Cost			
1/2" Filler	1/2"	122"	181	VCFLH	Premium Finish + \$40 Anodized + \$80			
Build your complete Part Number here:				_____	—	—	—	—

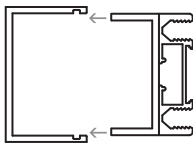
Adjustable Wall Start



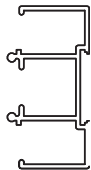
Reveal Wall Start



End of Run



1 Inch Filler



Half Inch Filler



Sample Part Number:

VCVMEOR	.119.5	.G	.4	.L
---------	--------	----	----	----

Total Cost \$364 =

\$364	+	N/C	+	N/C	+	N/C	+	N/C
-------	---	-----	---	-----	---	-----	---	-----

Volo Vertical Connectors

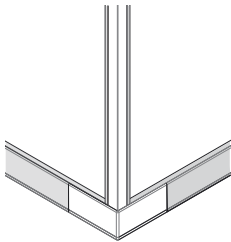
Vertical Connectors are the elements that finish Volo panel runs, join them to existing building walls or join two or more Volo Panels.

90° Corner

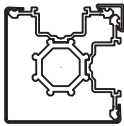
A 90° Corner Connector includes a vertical cover. A corner base is included when a 4" or 6" base height option is chosen.

Note: Corner Base is included with all 90° corner connectors as standard where 4" and 6" base is selected.

Vertical Frame Connectors

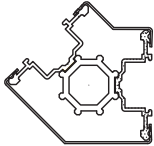


90° Corner

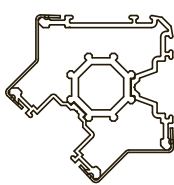


Description	Plan Dimensions	Height	List Price	Catalog Number	Trim Color	Base Type	Base Color
90° Corner	2 ½" x 2 ½"	120"	\$ 244	VCVM90	Standard Finish No Cost Premium Finish + \$40 Anodized + \$80	4 4" Vinyl Base 6 6" Vinyl Base AL2 Aluminum Base	Select only if 4" or 6" Vinyl Base Selected Standard Smooth Finish Only No Cost

2-Way
Connector 135°

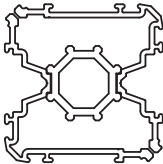


3-Way 90°/135°
Connector



Description	Plan Dimensions	Height	List Price	Catalog Number	Trim Color
2-Way 135° Connector	2 ½" x 2 ½"	120"	\$ 332	VCVM2W135	Standard Finish No Cost
3-Way 90°/135° Connector	2 ½" x 2 ½"	120"	290	VCVM3W90135	
4-Way Connector	2 ½" x 2 ½"	120"	323	VCVM4W	Premium Finish + \$40 Anodized + \$80

4-Way Connector



Build your complete
Part Number here:

_____	_____	_____	_____
-------	-------	-------	-------

Sample
Part Number:

VCVM90	.G	.4	.G
_____	__	__	__

Total Cost \$244 =

\$244	+	N/C	+	N/C	+	N/C
-------	---	-----	---	-----	---	-----

Inline Connectors

Inline Connectors include covers for electrical punch-outs or open duplex boxes to accommodate hardwire power.

Modular power may not be utilized in vertical Inline Connectors; power must be hard-wired by a qualified electrician.

Punch-out heights available are:

6" (152) – Data Height

18" (407) – Standard Height Power

32" (813) – Work Height Power

45" (1219) – Switch Height

72" (1829) – AV Height

Note: Punch-out can only be on one side.

Punch-out Description:

C0B	Switch Height w/Box
C2AB	Standard Height w/Box
C3B	Work Height w/Box
C4B	Data Height w/Box
C5AB	Standard and Work Height w/Box
C6AB	Standard and Data Height w/Box
C7B	Data and Work Height w/Box
C8B	Special Punch out location w/Box
AVB	AV Height w/Box
AVC5AB	AV, Standard and Work Height w/Box
AVC6AB	AV, Data and Standard Height w/Box

Wood Blocks

Wood Blocks are used to attach panels to a fixed wall at an angle other than 90 degrees. The desired angle is cut on site. These wood blocks support projects where field measurements of the wall angle are not available when the order is placed. Confirm there are capabilities to cut the angle on site during installation.

Angle Wall Start Wood Blocks

Angle Wall Start Wood Blocks can be specified in a range of degrees of angle. They are used to accommodate attachment to fixed wall conditions. (Wall Start Model - VCASB10).

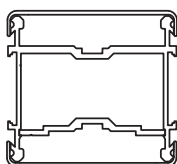
Angle Wall Start Wood Blocks (VCASB10) are to be considered as an extension of the architecture, not as part of the wall system. Crown & Wall Start connectors abut to these Blocks.

Specify angle between 3 degrees - 87 degrees. Detailed drawing must be submitted with order.

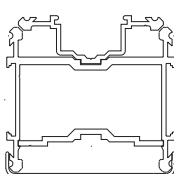
All Wood Blocks are specified in one of our standard smooth paint finishes. (Includes PA Platinum - Smooth)

Vertical Frame Connectors

2-Way Power
Spacer



3-Way Power Spacer
3-Way Power
Spacer



Wood Blocks

Description	Length	List Price	Catalog Number	Width	Depth	Trim Color
Wood Block	10'	\$ 338	WB10	Specify in 1/8" increments	Specify in 1/8" increments	Standard Smooth Finish Only No Cost

Angle Wall Start Wood Blocks

Description	Length	List Price	Catalog Number	Angle	Trim Color
Angled Wall Start Wood Block	10'	\$ 460	VCASB10	Specify Angle from 3° to 87°	No Cost Standard Smooth Finish Only

Build your complete
Part Number here:

--

-

Sample
Part Number:

VCVM2W

.CN
--

.Y
_

Total Cost \$353 =

\$353

+

N/C

+

N/C

Angle Conditions (Panel-to-Panel)
Wood Blocks

Angle Panel-to-Panel Wood Blocks can be specified in a range of degrees of angle.

They are used to attaching panels together at a range of angles other than 90 degrees. Panel-to-panel (Model - VCVS2W)

Panel-to-Panel Angle Blocks (VCVS2W) maintain 1.75" center-of-clip to center-of-wood-block dimension for lay-

out planning purposes. They ship with two Stiles cut to size and attached to the Wood Block, and with 10 panel-to-panel connectors. Specify ceiling height in 1/2" increments.

Specify angle between 3 degrees - 87 degrees. Detailed drawing must be submitted with order.

All Wood Blocks are specified in one of our standard smooth paint finishes. (Includes PA Platinum - Smooth).

Angle Conditions (Panel-to-Panel Wood Blocks)

Description	Length	List Price	Catalog Number	Ceiling Height	Angle	Trim Color
Angle Conditions Wood Blocks	10'	\$ 838	VCVS2W	Specify ceiling height, in 1/2" increments	Specify Angle from 3° to 87°	No Cost Standard Smooth Finish Only
Build your complete Part Number here:			-----	--	--	---

Sample
Part Number:

VCVS2W	96	33	.Y
--------	----	----	----

Total Cost \$838 =

\$838	+	N/C	+	N/C	+	N/C
-------	---	-----	---	-----	---	-----

Volo Electrical

Power Pack Connector [84](#)

Power Block [85](#)

Ceiling Feed [85](#)

End Mount Base Feed [85](#)

Communication Box [85](#)

Power Duplexes [86](#)

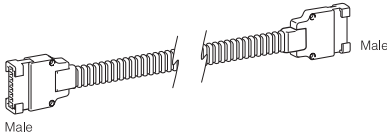
Single Power Duplexes [86](#)

End Block [86](#)

PowerPac Connector

The PowerPac Connector distributes up to four 20amp circuits and attaches directly to a Power Block at any one of the four distribution connections. Connectors are available in lengths from 18" to 144" in 6" increments. UL listed and CSA certified.

Note: Use an End Block to connect one PowerPac Connector to another PowerPac Connector.



PowerPac Connector

Dimensions Length	List Price	Catalog Number
18"	\$ 127	SITVPPC18
20"	127	SITVPPC20
24"	127	SITVPPC24
30"	127	SITVPPC30
36"	127	SITVPPC36
42"	148	SITVPPC42
48"	148	SITVPPC48
54"	148	SITVPPC54
60"	148	SITVPPC60
66"	148	SITVPPC66
72"	192	SITVPPC72
78"	192	SITVPPC78
84"	192	SITVPPC84
90"	192	SITVPPC90
96"	236	SITVPPC96
102"	236	SITVPPC102
108"	236	SITVPPC108
114"	236	SITVPPC114
120"	295	SITVPPC120
126"	295	SITVPPC126
132"	295	SITVPPC132
138"	295	SITVPPC138
144"	295	SITVPPC144

Build your complete
Part Number here:

Sample
Part Number:

SITVPPC18

Total Cost \$127 =

\$127

Power Block

The Power Block offers two distribution connections at each end and distributes up to four 20amp circuits. It is UL listed and CSA certified. The Power Block with base cover includes one 6" high base cover that can be cut to fit a specific application. The Base cover has a single (VPBB6INS) or double (VPBB6IND) knock-out vertically centered at 24" from each end.

Power Blocks can only be used in conjunction with 6" base panel.

Ceiling Feed

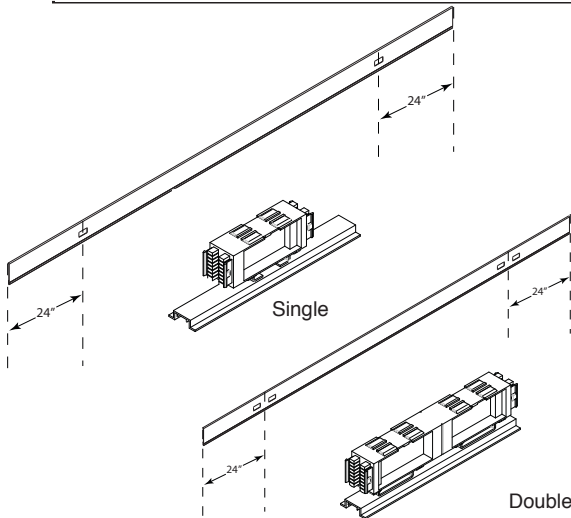
The Ceiling Feed connects a building's electrical supply from a ceiling access to the base electrical system. It distributes up to four 20amp circuits and attaches directly to a Power Block at any one of the four distribution connections. UL listed and CSA certified.

End Mount Base Feed

The End Mount Base Feed is an external electrical supply solution designed to bridge the building electrical with the Volo electrical system. The modular end of the base feed occupies one duplex location on the power block.

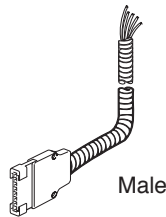
Electrical Hardwire Box

The Hardwire Box is a custom size and comes with 2 mounting brackets. UL Listed.




Power Block with Base Cover

Description	Height	Length	List Price	Catalog Number	Base Trim Color
Single Block	6"	144"	\$ 346	VPBB6INS	Standard
Double Block	6"	144"	395	VPBB6IND	Smooth Finish Only No Cost



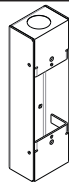
Ceiling Feed

Dimensions	List Price	Catalog Number
15 Feet	309	SITVCF15
20 Feet	382	SITVCF20
25 Feet	461	SITVCF25
50 Feet	847	SITVCF50



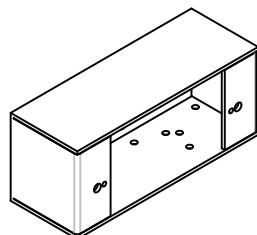
End Mount Base Feed

Dimensions	List Price	Catalog Number
72"	\$ 276	VEBFH



Electrical Hardwire Box

Width	Dimensions Depth	Height	List Price	Catalog Number
2 x	1 1/8"	6 1/2"	\$ 179	VVEB



Communication Box

Width	Dimensions Depth	Height	List Price	Catalog Number
2 x	1 3/4"	4 3/4"	\$ 78	VEOCB

Build your complete Part Number here:

Sample Part Number:

VPBB6INS

.G

Total Cost \$346 =

\$346

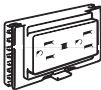
+

N/C

Power Duplexes

The TFS Power Duplex plugs into the pre-wired Floor Box. Each Power Duplex is clearly marked for Circuit I, II, III, or IVΔ access. Circuit IVΔ is marked in orange to designate it as a dedicated circuit. Power Duplexes are sold individually or in boxes of 6.

Electrical End Blocks (SITTEEB) connect one PowerPac connector to another within a modular electrical run. One is required at the end of each run.

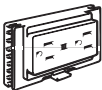


Package Contains 6 Duplex Plugs

Power Duplexes

Description	Depth	List Price	Catalog Number	Trim Color
Circuit I	1 3/8"	\$ 213	TWD1	Standard Smooth Finish Only See Surface Materials Page 4
Circuit II	1 3/8"	213	TWD2	
Circuit III	1 3/8"	213	TWD3	
Circuit IVΔ	1 3/8"	240	TWD4	

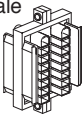
Single Power Duplexes



Wire Length	Depth	List Price	Catalog Number
Circuit I	1 3/8"	\$ 48	SITD1
Circuit II	1 3/8"	48	SITD2
Circuit III	1 3/8"	48	SITD3
Circuit IVΔ	1 3/8"	51	SITD4

End Block

Female/Female



Female/Female

	List Price	Catalog Number	
Female/ Female Male/Male	\$ 49 28	SITTEEB SITEBMM	

Build your complete Part Number here:

SITTEEB

Sample Part Number:

Total Cost \$49 =

\$49



Terms & Policies

<u>Terms & Policies</u>	88
<u>Warranty</u>	96

FELLOWES CONTRACT INTERIORS GLOBAL TERMS AND CONDITIONS OF SALE (All Locations)

These terms shall be considered to be an inseparable part of any additional terms between the applicable Fellowes entity and Customer and are collectively referred to herein as the Terms and Conditions. To the extent that any terms provided by Customer conflict with the terms and conditions that follow, these Terms and Conditions shall govern that transaction.

Acceptance; Entire Agreement.

Acceptance by Customer of delivery of goods constitutes acceptance by Customer of the following terms and conditions. Any additional or different terms proposed by Customer shall be deemed to have been objected to by the Fellowes entity ("Fellowes" or "Seller"), shall be of no force or effect, and shall not be binding upon or enforceable against Seller. These terms and conditions constitute the entire agreement and understanding between the parties and supersede any and all prior agreements, understandings and communications with Customer, oral or written, relating to the goods that Seller or any of its subcontractors may provide (collectively, the "Goods"). No course of dealing or course of performance, either prior to, during or after the delivery of the Goods, shall be relevant or admissible by Customer to supplement, explain or vary these Terms and Conditions. The invalidity or unenforceability of any Terms and Conditions shall not affect the validity or enforceability of any other term or condition, and the remaining terms and conditions shall remain in full force and effect. No waiver, amendment or modification of these Terms and Conditions shall be binding upon or enforceable against Seller until approved in writing by a Fellowes Authorized Signatory.

Proprietary Information; Confidentiality.

Advertising. Customer shall consider all information furnished by Fellowes, as well as information learned about Fellowes' business or products, to be confidential and shall not disclose any such information to any other person or entity or use such information itself for any purpose other than performing hereunder, unless Customer obtains written permission from Fellowes to do so. This paragraph shall apply to drawings, specifications, or other documents prepared by Customer or Fellowes in connection with this order as well as observations of Customer while receiving goods or services. Customer shall not advertise or publish the fact that Fellowes has contracted to sell goods or services to Customer, nor shall any information relating to the order be disclosed without Fellowes' written permission unless otherwise agreed in writing, no commercial financial or technical information disclosed in any manner or at any time by Customer to Fellowes shall be deemed secret or confidential and Customer shall have no rights against Fellowes with respect thereof except such rights as may exist under patent or copyright laws.

Trademark Rights.

Fellowes grants Customer a non-exclusive, royalty-free license to use the Fellowes' trademarks included on any goods purchased hereunder (the "Licensed Marks") in connection with Customer's sale or marketing of goods in the course of Customer's business. The license granted herein does not include a right to sublicense. Customer acknowledges that Fellowes is the owner of the Licensed Marks, and nothing herein shall grant to Customer any right, title or interest in the Licensed Marks, except as specifically set forth herein. Customer shall use Fellowes' trademarks in a manner that is consistent with Fellowes' standards. This includes using the ® designation adjacent to registered trademarks, and the TM designation adjacent to unregistered trademarks, where practicable. Customer shall cooperate with Fellowes' requests to ensure that Fellowes' trademarks are used in this manner. Fellowes shall have the right to review and inspect any marketing or promotional materials relating to the Licensed Products and, in its sole discretion, to prohibit the use of any such materials that do not meet Fellowes' standards. If Customer becomes aware of any infringing products, Customer will promptly notify Fellowes, which reserves the right to take any action. This trademark license is revocable at Fellowes' sole discretion.

Prices.

Prices quoted by Fellowes are subject to change without notice. Prices billed on invoice at time of shipment shall govern. Unless otherwise stated, all prices are quoted in U.S. Dollars. Seller will not accept or process purchase orders that contain pricing different from the standard prices. Fellowes reserves the right to revise all pricing, discounts, and freight terms, at any time, without notice. Current product pricing is included on product pages at Fellowes.com. Prices which are in effect at the time of order shall apply. Listed prices exclude additional fees applicable to special services requested by Customer (e.g., special cutting).

Taxes.

The prices for the Goods do not include sales, use and other taxes, duties and other governmental fees and charges that may be applicable to the Goods, and Customer shall be responsible for and pay upon demand all such taxes, duties and other governmental fees and charges (other than income taxes of Seller), notwithstanding that responsibility for collection or payment of such taxes, duties and other governmental fees and charges may be imposed by law on Seller or any of its subcontractors. All authorized dealers should ensure that a resale tax exemption certificate is on file with Fellowes.

Discontinued products.

Due to changing market demands, Fellowes may periodically discontinue certain products. Fellowes reserves the right to change and/or discontinue products at any time without notice.

Credit.

Fellowes may, in its sole discretion, extend credit to the Customer. For credit limits in excess of \$100,000, Fellowes requires audited financial statements prior to initial credit approval and on an annual basis thereafter. Fellowes shall perform periodic credit reviews using credit reporting agencies, trade references, industry trade groups and banks. In the event of a material adverse change in Customer's credit standing or in the event that Customer does not comply with the terms of these

provisions, Fellowes shall have the right to change terms of payment, and Fellowes obligation to provide Products will be subject to reaching mutual agreement on revised terms.

To establish an account, Customer must complete and submit Fellowes' New Account Application (signed by company officer of Customer), Federal Taxpayer ID (Form W-9) and State Resale Certificate. Subject to sales, credit history, and credit lines, a deposit or advance payment may be required to process large orders.

Once credit is approved, payment terms are net 30 days. Prior to Customer's credit approval (with receipt of required documents), prepayment of orders may be made by corporate check, wire transfer or ACH or for convenience, credit cards (Visa and Mastercard) are accepted.

Payment.

Unless otherwise agreed in writing or stated on the Invoice, all payments are to be made in US Dollars and all amounts payable by Customer shall be due and payable in full 30 days after invoice. Fellowes will not accept the unilateral assessment of any fee, marketing support, co-op or other advertising, expense reimbursement, rebate, offset or any other financial or marketing support not explicitly authorized in writing by an authorized officer of Seller.

Any amounts not paid in full within 30 days after invoice shall be subject to a late payment charge of 1 ½ % per month (or, if less, the maximum amount permitted by law) from the date due until paid. Fellowes' obligation to provide Products is subject to receipt of prompt payment of all invoices pursuant to the terms of this and other agreements we may have with Customer. Progress billing of interest due or a failure to bill for interest due shall not constitute a waiver of Fellowes' right to charge interest on all amounts past due to the date payment is received. Should any portion of an invoice become disputed you agree to pay the undisputed portion according to its terms, and you will notify us promptly of the dispute.

Both parties agree to use their best efforts to resolve the disputed portion of such invoice within 30 days. Fellowes shall have the right to set off against any amount that Fellowes may be obligated to pay to Customer any amounts due or to become due to Fellowes from Customer and its divisions, subsidiaries and affiliated companies. Fellowes may assign payments due to a wholly-owned subsidiary without consent.

Order Placement and Confirmation.

(a) Stocked Finished Goods (Workspace Category).

Fellowes be submitted via e-mail to ci-orders@Fellowes.com. Orders must include "Ship To" and "Bill To" information along with complete Fellowes product model numbers and Customer cost. Government orders require a copy of the agency PO at the time the order is placed with Fellowes. All orders shall be subject to written acceptance by an authorized representative of Fellowes. Incomplete orders or changes will delay processing and shipment until receipt of all necessary information and Fellowes issuance of revised Sales Order Acknowledgment.

(b) For Made-to-Order, Special, and Custom Products (Furniture, Modular Walls, and Air Quality Management Categories)

Fellowes requires all orders to be submitted electronically via on-line order entry at www.fellowes.com, or in writing following Ordering Procedures. Fellowes recommends using design software for larger projects which allows the dealer to design, specify, and enter an order more efficiently and accurately which will assure completeness and avoid errors and duplications. Customer assumes all responsibility for the correct content of any order which has been acknowledged.

Upon receiving an order, Fellowes will send an acknowledgement with exact pricing information and a scheduled shipping date. Orders can also be confirmed on-line at www.fellowes.com. Customer is responsible for checking acknowledgements to ensure that the order is correct. Order will be processed as acknowledged.

Order changes or cancellations.

All Customer cancellations and changes must be submitted to Fellowes in writing to ci-orders@Fellowes.com. **Any request for cancellation or change to an order must be submitted within twenty-four (24) hours of receipt of order acknowledgement by Fellowes. Any requested cancellation or change received thereafter will incur a fee.** Order changes include the addition/deletion of line items or changes in quantity or requested Ship Date or Ship To address. Order changes that result in a quantity reduction may be subject to an adjustment in pricing. Change or cancellation requests are not considered accepted until Fellowes provides a revised Sales Order Acknowledgment. Changes may result in processing delays or shipping delays. Under no circumstances will changes or cancellations be accepted on any special order, custom product, or worksurface order without the express written consent of Fellowes. All such custom and special orders are non-returnable.

Lead-Times and Delays.

Fellowes reserves the right to alter lead times as demand for products fluctuate. Stated lead-times begin after a complete order is entered and scheduled. Shipments are subject to product availability. Special products and larger orders may entail extended lead-times. Orders placed by dealers without a requested delivery date will be assigned a delivery date for custom product orders as currently published at www.fellowes.com. Please contact your customer service representative for estimated lead-times. If unforeseen circumstances occur, Fellowes may postpone delivery of orders and will notify Customer when such postponement occurs.

Fellowes shall not be liable for loss or damage due to delay in manufacturing or delivery resulting from any cause beyond Fellowes' reasonable control. This includes, but is not limited to, compliance with any regulations, orders, or instructions of any Federal, State, or Municipal Government, or any department or agency thereof, acts of God, acts or omissions of Customer, acts of civil or military authority, fires, strikes, disease or pandemic, factory shutdowns or alterations, embargoes, war, riot, delays in transportation or inability due to causes beyond Fellowes' reasonable control to obtain necessary labor, manufacturing facilities, or material from Fellowes' usual sources. In no event shall Fellowes be liable for special or consequential damages for any delay for any cause.

Shipping and Transportation.

(a) For Stocked Finished Goods

48-hour shipping program

Fellowes offers 48-hour shipping on the majority of finished goods in that are in stock. Unless otherwise requested, these products are shipped from multiple shipping points throughout the U.S., within two business days of receiving the PO, depending on quantity ordered and available inventory. Orders that include products with longer lead times including special orders, custom products, or worksurface orders, are designated as "LT" (lead time) and therefore excluded from the 48-hour shipping program. Large orders may also require additional lead time. Products designated as LT could take up to 90 days for delivery after Fellowes' receipt of Customer's order. Call for on-hand availability.

Please note:

1. For the order to qualify for 48-hour shipping, all products on the PO must be available under the 48-hour shipping program.
2. POs that include LT designated products will be shipped based on the lead time of the LT designated products unless otherwise requested.
3. 48-hour orders will be shipped out within two business days of Fellowes' receipt of Customer's order unless otherwise specified on the PO.
4. Worksurfaces, Motific, Centro, and Railway may arrive on a date different than the other items on the order.

For all other purchases, delivery dates for the Goods shall be established by mutual agreement of Fellowes and Customer. The minimum order size is \$1500. Fellowes may at its option accept orders not meeting the minimum order size with a \$75 handling fee. Customer shall provide any special shipping or labeling requirements to Fellowes for consideration prior to the first shipment.

Freight terms are as follows:

For U.S.:

- Orders under \$2,500 list will incur a flat \$25 net fee
- Orders between \$2,501 list and \$5,000 list will incur a flat \$100 net fee
- Orders between \$5,001 list and \$7,000 list will incur a flat \$200 net fee
- Orders over \$7,001 list ship free
- Residential freight deliveries will incur a flat \$70 net fee.

For Canada:

- Orders under \$3,125 (CAD) list will incur a flat \$50 (CAD) net fee
- Orders between \$3,126 (CAD) list and \$6,250 (CAD) list will incur a flat \$125 (CAD) net fee
- Orders between \$6,251 (CAD) list and \$9,375 (CAD) list will incur a flat \$250 (CAD) net fee
- Orders over \$9,376 (CAD) list ship free
- Residential freight deliveries will incur a flat \$140 (CAD) net fee.

Fellowes ships orders by way of standard ground carrier service dock-to-dock within the contiguous 48 states of the United States. Special requests such as "call before delivery", "delivery lift gate required", residential delivery, re-routed deliveries, or specific delivery date/time requests may be subject to additional charges or may not be available. Contact our Customer Service Department for expedited delivery requests or deliveries outside of the contiguous 48 states. Customers will be charged additional fees for changes made to orders that have already departed the facility, resulting in re-delivery or re-consignment.

Fellowes accepts requests for expedited freight at the customer's expense. Please contact our Customer Service Department at 800.833.3746 and provide your preferred carrier account number in which to charge the expedited freight.

Unless an Invoice expressly specifies otherwise, all Goods shall be delivered F.O.B. the shipping platform at the shipping facility, and all shipping and transportation costs from the shipping platform at such facility shall be borne by Customer and all risk of loss, damage or late delivery shall pass to Customer upon loading at the shipping platform at such facility. Seller shall have no responsibility for any failure of or delay in delivery caused by or attributable to war, sabotage, riot, civil disorder, fire, flood, earthquake, explosion, accident, natural or manmade disaster, governmental action, shortage or interruption of supply of materials, supplies, equipment or energy, transportation problem, strike, labor stoppage or slowdown, or other cause beyond the reasonable control of Seller.

(b) For Made-to-Order, Special, and Custom Products

All orders shipped to any destination within the contiguous United States, will be F.O.B. origin, freight prepaid. Except as noted above, title and risk of loss or damage shall pass to Customer upon delivery to carrier. Fellowes shall retain a Purchase Money Security Interest in all such goods until payment is received in full and reserves the right to file and perfect the same. Fellowes will determine the method and agency of transportation to be used.

Exceptions to standard prepaid freight are as follows:

- Customer directed expedites (Air Freight, Team Hauls) will be prepaid by Fellowes and Customer will be billed the difference between standard and expedited freight.
- Truckload deliveries that are requested to deliver on weekends, Holidays or after 12:00 noon EST on Fridays will have an additional charge of \$450 per truck.
- Excessive unloading (in excess of 2 hours) will be billed at \$50 per hour after the initial 4 hour unloading period.
- LTL shipments normally deliver between 8:00 am and 5:00 pm, Monday through Friday. A specific delivery time on your assigned delivery date can be requested for an additional charge of \$150. This charge does not apply to full-truckload shipments. Requests for specific dates/times falling outside standard delivery timeframe for the carrier serving your area constitute Expedites (see Customer-Directed Expedites, above). Expedite charges do apply to full-truckload shipments.
- Lift gate service will have an additional charge of \$85 for an LTL carrier. For lift gate service on a truckload, contact Customer Service.
- Inside delivery service starts at \$50. Call Customer Service for quote.
- Reconsignment cost after shipment starts at \$50. Call Customer Service for quote.
- Special equipment requirements call for a quote.

If delivery is made on Fellowes owned or leased equipment, Customer or its authorized representative is responsible for noting any freight damage or shortage on the freight bill of lading at time of delivery and must notify Fellowes within five (5) days of delivery day of any such damage or shortage. Assistance in a concealed damage claim will be provided by Fellowes only if the product has been immediately unpacked and both the carrier and Fellowes have been promptly notified of resultant damage so the proper inspection can be made.

Damage and Shortage.

Fellowes is not responsible for shipped products when the common carrier is in receipt of the material. Fellowes expects all customers to thoroughly inspect orders on receipt regardless of point of delivery. Clear receipt should not be given on the material until it has been checked for damage in transit. All claims for noted damaged material must be made by the Customer to Fellowes Customer Service. Concealed damage or damage not noted at time of delivery shall be made by the Customer to the common carrier within five (5) days after receipt. Fellowes assumes no liability for such damage. Shortage on ordered products must be reported to Fellowes within five (5) days of product delivery and must be noted on the bill of lading at time of delivery.

Storage.

When shipment is delayed by the Customer, Fellowes reserves the right to place the goods in storage at Customer's risk and cost. Fellowes charges ¼ of 1% of list price per week to cover storage. All terms and conditions of the sale, including but not limited to invoicing and payment, will continue to apply to Customer's confirmed order; except that title shall remain with Fellowes. Fellowes reserves the right to modify payment terms to assure recovery of any additional cost incurred.

Returned Goods.

To receive authorization to return goods, please contact Fellowes' Customer Service Department. All Returned Materials Authorizations expire thirty (30) days from date of issue. Any product returned after thirty (30) days will be refused and returned to sender collect. Electrical components, nonstandard items and fabric-covered goods may not be returned. Replacement products will be billed to you with credit being issued upon return of the product in good condition. All goods returned must be in the original Fellowes packaging. Goods will be inspected for damage upon return. No credit will be issued for goods which are damaged. A return authorization will not be issued for items unless they are Fellowes stock items. If material is authorized for return because of Fellowes error, shipment may be made freight collect. Any other goods that Fellowes authorizes a return will be sent prepaid and a restocking charge of 35% will apply.

Fellowes offers free returns for any accessory product returned in the original Fellowes packaging.

Fellowes does not accept returns of any made to order, special or custom product.

Installation.

Installation and servicing of Fellowes products are normally handled directly by Fellowes-authorized dealers. When this is not possible, assistance is available by calling Fellowes' Customer Service Department. On-site field measurement and installation support is available as a service. The fees are listed below:

Field Installation Assistance: 2 Day On-Site, \$1,200

Field Installation Assistance: 3 Days On-Site, \$1,800

Field Installation Assistance: 4 Days On-site, \$2,400

Field Installation Assistance: 5 Days On-Site, \$3,000

*Days include ½ day travel to and ½ day travel from location. These fees are based on a minimum fourteen (14) business days advanced notification and booking.

*Service requests booked less than fourteen (14) business days in advance may be subject to additional fees due to added travel cost. For more information or to place a request, contact Fellowes Customer Service at 1-800-833-3746.

Product Usage and Compliance.

Customer assumes full responsibility for the application of Fellowes' product to Customer's use and compliance with Fellowes installation and maintenance instructions and reasonable load restrictions. Compliance to local code restrictions regarding fire, electrical, and building codes are the responsibility of the Customer or its authorized agent.

Customer's Own Material or COM.

The Fellowes COM program allows customers to use special materials. By complying with the COM testing procedure in the steps below, Fellowes will be able to identify if your material is appropriate for application to the products you specify. To comply with the COM process, please follow these steps:

1. Select the COM material.
2. Check first with www.fellowes.com/, and consult the COM library to determine if this material has already passed testing for manufacturability on the intended product.
3. If the material is pre-approved in the COM Library, customer must submit a *COM Order Submission Form* (available from Fellowes Customer Service Representative).
4. If the material requested is not in the COM Library, customer must submit a *COM test request* on-line at www.fellowes.com, send a sample of the COM material (see Test Yardage Requirements below) and include a list of Fellowes product numbers designated for the COM application. Material sample should include pattern name, pattern number and color, manufacturer, direction material should be applied, and Control number from the COM Request Form automated e-mail response.
5. Ship COM samples to:
U.S. Mail and UPS/ FedEx Shipment:
Fellowes - Attn: COM Request
13467 Quincy Street
Holland, MI 49424
6. You will be notified within five working days of receiving the material sample by Fellowes, whether your COM has been approved or disapproved for application.

TEST YARDAGE REQUIREMENTS

TrendWall and Volo Tiles	4 yards
Fabric Screens	2 yards
Choices Panels	1½ yards
Capture Tiles, Intrinsic	1 yard
Freestanding, Ped	
Cushions, and Tackboards	
Flipper Doors	⅔ yard

NOTE: Most fabric houses have a yard- age minimum or an upcharge on less than one-yard cuts.

NOTE: All COM applications are priced at Grade 1 or Grade A.

If Customer desires to use its own material in the production of Fellowes' products, it is necessary to obtain the prior written consent of Fellowes. Whether purchased by Customer or by Fellowes on Customer's behalf, material provided by the Customer shall be shipped to Fellowes at Customer's sole expense and risk of loss. Fellowes will hold Customer's own materials for up to one (1) year from the date of receipt and thereafter return or dispose of such material at Customer's sole cost and expense.

Customer hereby holds Fellowes harmless against any and all claims for loss, liability, injury, or damage arising from use of Customer-provided material; and Customer takes full responsibility for performance and quality of Customer-provided material. Customer should also be aware that Customer-provided materials may not qualify for UL Listings and may not meet fire codes. Please discuss specific concerns and special needs with Fellowes Customer Service before to placing your order.

Custom Color.

Fellowes' Custom Color program allows the customer to specify their own color on many of Fellowes' products. See www.fellowes.com for product availability, individual product guidelines and lead times. Set up fees and lead times are product specific and will vary.

To request a Custom Color:

1. Complete a Custom Color Request form (available on www.fellowes.com).
2. Send request form along with two 2"x3" samples to Fellowes Customer Service Color Coordinator.
3. After the receipt of the request, Fellowes will provide customer with one color sample.
4. If approved, Dealer or customer completes custom color form, providing the custom match color number on the back of the sample, signs, and returns by fax or mail to Custom Color Coordinator.

5. Samples will be matched under cool white florescent lighting. All orders processed under the Custom Color program will be manufactured within commercially acceptable tolerances.
6. If applicable, dealer will be sent an invoice for \$250 color matching fee per customer, per color. See Specials Request form for details.

Limited Warranty; Limitations on Liability.

Fellowes grants a limited warranty to the end-users of its Goods, the terms of which are included with each product. Fellowes warrants to the Customer solely that, subject to the terms, conditions and limitations hereof, the Goods conform to the specifications set forth in the Fellowes catalog and will be transferred to customer free and clear of any and all encumbrances. **FELLOWES MAKES NO OTHER WARRANTIES AND GIVES NO OTHER ASSURANCES OR GUARANTEES, EXPRESS OR IMPLIED, WITH RESPECT TO ANY GOODS, INCLUDING, WITHOUT LIMITATION, ANY WARRANTY OF FITNESS FOR A PARTICULAR PURPOSE.**

FELLOWES' SOLE LIABILITY IN CONNECTION WITH ANY GOODS THAT ARE DEFECTIVE OR DELIVERED LATE SHALL BE LIMITED TO EITHER (i) REFUNDING TO THE CUSTOMER A PERCENTAGE OF THE TOTAL PRICE (EXCLUSIVE OF TAXES, SHIPPING AND OTHER SEPARATE CHARGES) THAT THE CUSTOMER HAS PAID TO FELLOWES FOR ALL GOODS PROVIDED EQUAL TO THE PERCENTAGE OF ALL GOODS PROVIDED THAT ARE DEFECTIVE OR DELIVERED LATE DUE TO THE SOLE FAULT OF FELLOWES AND ITS SUBCONTRACTORS, OR (ii) AT FELLOWES' OPTION, REPLACING FOR THE CUSTOMER, AT NO CHARGE TO THE CUSTOMER, THE GOODS THAT ARE DEFECTIVE OR DELIVERED LATE DUE TO THE SOLE FAULT OF FELLOWES AND ITS SUBCONTRACTORS.

IN NO EVENT SHALL FELLOWES OR ANY OF ITS SUBCONTRACTORS BE LIABLE FOR (i) ANY INCIDENTAL, INDIRECT, EXEMPLARY, SPECIAL OR CONSEQUENTIAL DAMAGES (INCLUDING, BUT NOT LIMITED TO, INTEREST, LOST PROFITS OR INTERRUPTION OF BUSINESS), EVEN IF FELLOWES HAS BEEN ADVISED OF THE POSSIBILITY OF SUCH DAMAGES OR IF SUCH DAMAGES RESULT FROM ANY RECOMMENDATIONS MADE BY FELLOWES, OR (ii) ANY LOSSES, DAMAGES, LIABILITIES, SUITS OR CLAIMS THAT ARE COVERED BY ANY INSURANCE MAINTAINED BY OR ON BEHALF OF THE CUSTOMER OR ARE OTHERWISE RECOVERABLE FROM THIRD PARTIES.

IN ADDITION, THE LIABILITY OF FELLOWES AND ITS SUBCONTRACTORS FOR LOSSES, DAMAGES, LIABILITIES, SUITS AND CLAIMS, REGARDLESS OF THE FORM OF ACTION (WHETHER BASED ON CONTRACT, ON NEGLIGENCE, ON STRICT LIABILITY OR OTHERWISE) AND THE PERSON OR ENTITY BRINGING SUCH ACTION, SHALL NOT EXCEED, IN THE AGGREGATE, THE TOTAL AMOUNT (EXCLUSIVE OF TAXES, SHIPPING, AND OTHER SEPARATE CHARGES) ACTUALLY PAID TO SELLER BY THE CUSTOMER FOR THE GOODS AT ISSUE. ANY ACTION AGAINST SELLER MUST BE BROUGHT WITHIN ONE YEAR OF THE CAUSE OF ACTION FIRST ARISING.

Lifetime Warranty.

Fellowes warrants to the original purchaser that the products described in its price lists, sold after March 1, 2023, will be free from defects in materials and workmanship commencing with the date of initial purchase and continuing for as long as the original owner uses these products. This warranty provides limits on the following products:

	Products	Components
10 Years	Lighting Power Solutions Hana Series Palm Rests/Mouse Pads/ Pencil Drawers	Panel and Wall Textiles
5 Years		Upholstered Cushions PET and Acrylic Screens and Modesties Seating Mesh Plastic Components Paint
Not Covered		Customer's Own Material Custom Requested Logos Special Paint Textures and Finishes

The following exceptions apply to all product lines:

The Fellowes warranty applies to normal Eight hour, Forty hours per week office use.

Damage caused by improper treatment of the product including exposure to unusual environmental conditions (extreme climates, acids, and moisture)

This comprehensive warranty applies to all products installed or reconfigured by a Fellowes authorized installer. Fellowes will repair, or at its sole option, replace defective merchandise, free of charge, which, when used normally and pursuant to Fellowes' published instructions, and applicable planning guide information, prove to be defective within the period stated. This remedy is expressly agreed to be exclusive as a condition of sale. No person is authorized to assume for Fellowes

Surface Materials	any warranty liability, except as expressly set forth in this paragraph, or set forth in writing by an authorized officer of the company.	
	Any and all labor charge backs must be pre-approved by Fellowes' Customer Service Manager in writing. Fellowes will reimburse authorized Fellowes dealers and service centers with a credit against future orders.	
	This warranty does not apply to damage resulting from accident, alteration, transport, or misuse, as well as damage from normal wear and tear such as dents, nicks, scratches, fading and improper maintenance. Fellowes employs quality measures to ensure color consistency in our products. However, due to the effects of light and other environmental factors, no guarantee can be made for an exact match to product in an existing installation.	
Space Planning	Fellowes makes no warranty to purchasers who acquire products for personal, family, or household purposes, or to purchasers acquiring the product other than directly from Fellowes, its authorized dealers, or others who are specifically authorized by Fellowes to sell such products. Fellowes' liability with respect to its products shall not exceed that expressly set forth above irrespective of the theory upon which a claim might be based, including negligence. Under no circumstances shall Fellowes be liable for incidental or consequential damages. Original product label must be attached to the product in question.	
Monolithic Panels	The warranty period is not interrupted or prolonged by the performance of a service under the terms of the warranty. There are no other warranties except as expressly set forth above, either express or implied, and Fellowes expressly disclaims any warranty of design, merchantability or fitness for any purpose.	
	<i>This warranty supersedes all previously printed Fellowes warranties.</i>	
Panel Frames	Governing Law and Dispute Resolution.	
	In no case shall the 1980 U.N. Convention on Contracts for the International Sale of Goods apply.	
	If Seller is Fellowes, Inc. or any other subsidiary or joint venture of Fellowes, Inc. not listed below:	
Doors	The construction, validity and performance of these Terms and Conditions shall be governed and construed according to the internal laws of the State of Illinois. Seller and Customer agree that any legal action arising out of or relating to this agreement or the transactions contemplated by this agreement shall be brought in either the United States District Court in and for the Eastern Division of the Northern District of Illinois or the Circuit Court in and for Du Page County, Illinois, and consents to personal jurisdiction of such courts over them in any such action. Seller and Customer waive any defense of inconvenient forum to the maintenance of any such action or proceeding so brought and waives any bond, surety, or other security that might be required of either Seller and Customer.	
	If Seller is Fellowes Canada, Ltd.	
	The construction, validity and performance of these Terms and Conditions shall be governed and construed according to the internal laws of the Province of Ontario, without giving effect to any choice or conflict of law provision or rule that would cause the application of the laws of any jurisdiction other than the Province of Ontario. Each of the Parties agrees that any legal action arising out of or relating to this Agreement shall be brought in Ontario, Canada, and consents to the personal jurisdiction of such courts over the Parties in any such action. Each of the Parties waives any defense of inconvenient forum to the maintenance of any such action or proceeding so brought and waives any bond, surety, or other security that might be required of any Party hereto.	
Tiles	If Seller is Fellowes Ltd, Fellowes Ibérica S.L., Fellowes GmbH, Fellowes Polska S.A., Fellowes RU Ltd, Beswick Office Products (Pty) Ltd., Fellowes Leonardi S.p.A., or Fellowes France SA:	
	The construction, validity and performance of these Terms and Conditions shall be governed and construed according to the laws of England and Wales. Seller and Customer agree that any legal action arising out of or relating to this agreement or the transactions contemplated by this agreement shall be brought in England and Wales, and consents to personal jurisdiction of such courts over them in any such action. Any such action shall be conducted in English. Seller and Customer waive any defense of inconvenient forum to the maintenance of any such action or proceeding so brought and waives any bond, surety, or other security that might be required of either Seller and Customer.	
	If Seller is Fellowes (Australia) Pty. Ltd:	
Connectors	The construction, validity and performance of these Terms and Conditions shall be governed and construed according to the laws of Victoria, Australia. Seller and Customer agree that any legal action arising out of or relating to this agreement or the transactions contemplated by this agreement shall be brought in courts of the State of Victoria, and consents to personal jurisdiction of such courts over them in any such action. Any such action shall be conducted in English. Seller and Customer waive any defense of inconvenient forum to the maintenance of any such action or proceeding so brought and waives any bond, surety, or other security that might be required of either Seller and Customer.	
Electrical		
Terms & Policies	If Seller is Fellowes Office Products Suzhou Co. Ltd, Fellowes Singapore, Fellowes Malaysia, Fellowes Korea Ltd:	
	The construction, validity and performance of these Terms and Conditions shall be governed and construed according to the internal laws of the State of Illinois. Any controversy or claim arising out of or relating to these Terms and Conditions, or the breach thereof, will be determined by arbitration administered by the International Centre for Dispute Resolution ("ICDR") in accordance with its International Arbitration Rules. A request for interim measures addressed by Seller and Customer to a judicial authority will not be deemed incompatible with the agreement to arbitrate or a waiver of the right to arbitrate. The place of arbitration will be Chicago, Illinois, U.S.A. The number of arbitrators shall be three (3); Seller and Customer will each appoint one (1) arbitrator, and ICDR will appoint a third arbitrator, who will be the presiding arbitrator. The language of the arbitration will be English. The arbitration award made by ICDR will be final and binding upon the parties. The costs of arbitration will be borne by the losing party, unless otherwise determined by the arbitration award.	

Notwithstanding the forgoing, if Customer is domiciled in the People's Republic of China or any other jurisdiction that does not enforce the judgments from a court of a jurisdiction designated by the foregoing paragraphs, the paragraph calling for arbitration with the ICDR shall apply.

Relationship of parties.

References herein to "Customer" include the person or entity specifically identified in the Invoice as "Customer" and its divisions, subsidiaries and affiliated companies. The relationship of the Parties hereto is that of vendor and purchaser. Nothing in these Terms and Conditions, and no course of dealing between the Parties, shall be construed to create any other type of relationship. Accordingly, Customer shall not be empowered to bind Fellowes in any way, to incur any liability or otherwise act on behalf of Fellowes.

Severability.

If any clause or portion of these Terms and Conditions shall be held by a court of competent jurisdiction to be illegal, invalid, or unenforceable, the remaining clauses or portions shall remain in full force and effect.

Force majeure.

Fellowes shall not be liable hereunder for any failure or delay in the performance of its obligations under these Terms and Conditions, if such failure or delay is on account of causes beyond its control, including labor disputes, civil commotion, contagion, pandemic, war, fires, floods, inclement weather, governmental regulations or controls, casualty, government authority, strikes, or acts of God, in which event the Fellowes shall be excused from its obligations for the period of the delay and for a reasonable time thereafter. Fellowes shall use reasonable efforts to notify the other Party of the occurrence of such an event within five business days of its occurrence.

Fellowes Customer Service Contacts:

Workspace

Phone: 800-833-3746

Email: cimesacustomerservice@fellowes.com

Furniture, Modular Walls, and Air Quality Management

Phone: 800-893-8115

Email: ciquincycustomerservice@fellowes.com

Lifetime Warranty

Fellowes warrants to the original purchaser that the products described in its price lists, sold after May 1, 2023, will be free from defects in materials and workmanship commencing with the date of initial purchase and continuing for as long as the original owner uses these products. This warranty provides limits on the following products:

	Products	Components
10 Years	<ul style="list-style-type: none"> • Lighting • Power Solutions • Hana Series • Palm Rests/Mouse Pads/ Pencil Drawers 	<ul style="list-style-type: none"> • Panel and Wall Textiles
5 Years		<ul style="list-style-type: none"> • Upholstered Cushions • PET and Acrylic Screens and Modesties • Seating Mesh • Plastic Components • Paint
Not Covered		<ul style="list-style-type: none"> • Customer's Own Material • Custom Requested Logos • Special Paint Textures and Finishes

The following exceptions apply to all product lines:

- The Fellowes warranty applies to normal Eight hour, Forty hours per week office use.
- Damage caused by improper treatment of the product including exposure to unusual environmental conditions (extreme climates, acids, and moisture)

This comprehensive warranty applies to all products installed or reconfigured by a Fellowes authorized installer. Fellowes will repair, or at its sole option, replace defective merchandise, free of charge, which, when used normally and pursuant to Fellowes' published instructions, and applicable planning guide information, prove to be defective within the period stated. This remedy is expressly agreed to be exclusive as a condition of sale. No person is authorized to assume for Fellowes any warranty liability, except as expressly set forth in this paragraph, or set forth in writing by an authorized officer of the company.

Any and all labor charge backs must be pre-approved by Fellowes' Customer Service Manager in writing. Fellowes will reimburse authorized Fellowes dealers and service centers with a credit against future orders.

This warranty does not apply to damage resulting from accident, alteration, transport, or misuse, as well as damage from normal

wear and tear such as dents, nicks, scratches, fading and improper maintenance. Fellowes employs quality measures to ensure color consistency in our products. However, due to the effects of light and other environmental factors, no guarantee can be made for an exact match to product in an existing installation.

Fellowes makes no warranty to purchasers who acquire products for personal, family, or household purposes, or to purchasers acquiring the product other than directly from Fellowes, its authorized dealers, or others who are specifically authorized by Fellowes to sell such products. Fellowes' liability with respect to its products shall not exceed that expressly set forth above irrespective of the theory upon which a claim might be based, including negligence. Under no circumstances shall Fellowes be liable for incidental or consequential damages. Original product label must be attached to the product in question.

The warranty period is not interrupted or prolonged by the performance of a service under the terms of the warranty. There are no other warranties except as expressly set forth above, either express or implied, and Fellowes expressly disclaims any warranty of design, merchantability or fitness for any purpose.

This warranty supersedes all previously printed Fellowes warranties.