

August 28, 2006

Updated July 2, 2018

800-424-2432



WORKING
FOR
YOU




Contents

Refer to KI Terms & Conditions document or visit ki.com.

| | | |
|---|--|-----|
| Build Your Own Tiles | | |
| | Fabric Tile - Tackable Acoustic (3/8" Thick) | 2 |
| | Fabric Tile - Tackable Acoustic (3/4" Thick) | 4 |
| | Fabric Tile - Highly Acoustic (3/4" Thick) | 12 |
| | Solid Steel Tile | 20 |
| | Dimpled Steel Tile | 24 |
| | Perforated Steel Tile | 28 |
| | Steel Marker Tile | 32 |
| | Glass Tile | 36 |
| | Open Tile | 42 |
| | Laminate Tile | 48 |
| | Veneer Tile | 52 |
| | Tool Tile | 56 |
| | Upholstered Raceway Tile | 58 |
| | Laminate Raceway Tile | 60 |
| | Painted Steel Raceway Tile | 62 |
| Build Your Own Components | | |
| | Universal Trim | 64 |
| | Trim Pieces | 68 |
| | Wood Veneer Trim Pieces | 78 |
| | Frame Components | 86 |
| StudioWorks® | | |
| | Aluminum Trim Pieces | 94 |
| | Elevated Panel Posts | 104 |
| | Cubby and Transactional Shelf | 108 |
| | Base and Data Feeds | 110 |
| | Top Feeds | 114 |
| | Top Data Feeds | 116 |
| 120° Degree Build Your Own | | |
| | Components | 118 |
| Tech Preconfigured Intersection Conditions | | |
| | Tech Panel Components | 122 |
| Universal Storage and Accessories | | |
| | Overhead Accessories | 128 |
| Balance® Storage and Accessories | | 130 |
| Storage Accessories | | 132 |
| Accessories | | |
| | Brackets | 134 |
| | Brackets/Legs | 136 |
| | Internal Duplex | 140 |
| WireWorks® C.O.M. Yardage Requirements | | 142 |
| Index | | 144 |

Build Your Own Tiles

Fabric Tile - Tackable Acoustic (3/8" Thick)

| | | | MODEL NUMBER | | Approx. Packaged Weight |
|--|--|----------|--------------|---|-------------------------|
| | | | Basic Model | Fabric Color | |
|  PRFT | Fabric Tile - 12" H <ul style="list-style-type: none">• 3/8" thick, fabric wrapped, fiberglass board• Fabric tiles yield a noise reduction coefficient of .60• Includes four nylon hooks• Basic tile | 12 x 12" | PRFT1212 | <input type="checkbox"/> <input type="checkbox"/> <input type="checkbox"/> <input type="checkbox"/> | 3.0# |
| | | 18 x 12" | PRFT1812 | <input type="checkbox"/> <input type="checkbox"/> <input type="checkbox"/> <input type="checkbox"/> | 4.0# |
| | | 24 x 12" | PRFT2412 | <input type="checkbox"/> <input type="checkbox"/> <input type="checkbox"/> <input type="checkbox"/> | 5.0# |
| | | 30 x 12" | PRFT3012 | <input type="checkbox"/> <input type="checkbox"/> <input type="checkbox"/> <input type="checkbox"/> | 5.0# |
| | | 36 x 12" | PRFT3612 | <input type="checkbox"/> <input type="checkbox"/> <input type="checkbox"/> <input type="checkbox"/> | 6.0# |
| | | 42 x 12" | PRFT4212 | <input type="checkbox"/> <input type="checkbox"/> <input type="checkbox"/> <input type="checkbox"/> | 7.0# |
| | | 48 x 12" | PRFT4812 | <input type="checkbox"/> <input type="checkbox"/> <input type="checkbox"/> <input type="checkbox"/> | 8.0# |
| | | 54 x 12" | PRFT5412 | <input type="checkbox"/> <input type="checkbox"/> <input type="checkbox"/> <input type="checkbox"/> | 9.0# |
| | | 60 x 12" | PRFT6012 | <input type="checkbox"/> <input type="checkbox"/> <input type="checkbox"/> <input type="checkbox"/> | 10.0# |
| PRFT | Fabric Tile - 18" H | 12 x 18" | PRFT1218 | <input type="checkbox"/> <input type="checkbox"/> <input type="checkbox"/> <input type="checkbox"/> | 4.0# |
| | | 18 x 18" | PRFT1818 | <input type="checkbox"/> <input type="checkbox"/> <input type="checkbox"/> <input type="checkbox"/> | 5.0# |
| | | 24 x 18" | PRFT2418 | <input type="checkbox"/> <input type="checkbox"/> <input type="checkbox"/> <input type="checkbox"/> | 6.0# |
| | | 30 x 18" | PRFT3018 | <input type="checkbox"/> <input type="checkbox"/> <input type="checkbox"/> <input type="checkbox"/> | 7.0# |
| | | 36 x 18" | PRFT3618 | <input type="checkbox"/> <input type="checkbox"/> <input type="checkbox"/> <input type="checkbox"/> | 8.0# |
| | | 42 x 18" | PRFT4218 | <input type="checkbox"/> <input type="checkbox"/> <input type="checkbox"/> <input type="checkbox"/> | 9.0# |
| | | 48 x 18" | PRFT4818 | <input type="checkbox"/> <input type="checkbox"/> <input type="checkbox"/> <input type="checkbox"/> | 10.0# |
| | | 54 x 18" | PRFT5418 | <input type="checkbox"/> <input type="checkbox"/> <input type="checkbox"/> <input type="checkbox"/> | 11.0# |
| | | 60 x 18" | PRFT6018 | <input type="checkbox"/> <input type="checkbox"/> <input type="checkbox"/> <input type="checkbox"/> | 12.0# |
| PRFT | Fabric Tile - 24" H | 12 x 24" | PRFT1224 | <input type="checkbox"/> <input type="checkbox"/> <input type="checkbox"/> <input type="checkbox"/> | 5.0# |
| | | 18 x 24" | PRFT1824 | <input type="checkbox"/> <input type="checkbox"/> <input type="checkbox"/> <input type="checkbox"/> | 6.0# |
| | | 24 x 24" | PRFT2424 | <input type="checkbox"/> <input type="checkbox"/> <input type="checkbox"/> <input type="checkbox"/> | 7.0# |
| | | 30 x 24" | PRFT3024 | <input type="checkbox"/> <input type="checkbox"/> <input type="checkbox"/> <input type="checkbox"/> | 8.0# |
| | | 36 x 24" | PRFT3624 | <input type="checkbox"/> <input type="checkbox"/> <input type="checkbox"/> <input type="checkbox"/> | 9.0# |
| | | 42 x 24" | PRFT4224 | <input type="checkbox"/> <input type="checkbox"/> <input type="checkbox"/> <input type="checkbox"/> | 10.0# |
| | | 48 x 24" | PRFT4824 | <input type="checkbox"/> <input type="checkbox"/> <input type="checkbox"/> <input type="checkbox"/> | 12.0# |
| | | 54 x 24" | PRFT5424 | <input type="checkbox"/> <input type="checkbox"/> <input type="checkbox"/> <input type="checkbox"/> | 13.0# |
| | | 60 x 24" | PRFT6024 | <input type="checkbox"/> <input type="checkbox"/> <input type="checkbox"/> <input type="checkbox"/> | 14.0# |

A

B

HOW TO ORDER

Indicate the following information on order form:

1. Quantity of each item.
2. Model number, including options. See "How To Build a Model Number".
3. Any special service required.

Note:

- The ☐ indicates that a choice is required.
- The absence of the ☐ indicates that no choice is required.
- Alpha-numeric characters in place of ☐ indicate that no other alternatives are available.

HOW TO BUILD A MODEL NUMBER

- A** Select basic model.
- B** Select fabric color.
Refer to the **KI Color Addendum** or **KI Fabrics & Finishes binder**
Delivered pricing per tile.

INFORMATION

Fabric Disclaimer
Fabric will be applied as swatched by the fabric manufacturer. Fabric that is required to be applied differently than is swatched will need a Special Cost Request written specifying the direction the fabric is to be applied. The posted standard lead time will apply to the Special Cost Request.



Build Your Own Tiles

Fabric Tile - Tackable Acoustic (3/8" Thick)

| Delivered Pricing Fabric Grade 1 & C.O.M. | Delivered Pricing Fabric Grade 2 | Delivered Pricing Fabric Grade 3 & Pallas Vertical Fabric Grade PV | Delivered Pricing Pallas Vertical Fabric Grade PV1 | Delivered Pricing Pallas Vertical Fabric Grade PV2 |
|---|--|--|---|---|
| \$ 48 | \$ 50 | \$ 54 | \$ 57 | \$ 63 |
| 52 | 57 | 60 | 62 | 71 |
| 58 | 60 | 64 | 65 | 79 |
| 71 | 76 | 82 | 87 | 94 |
| 76 | 81 | 86 | 93 | 99 |
| 81 | 85 | 93 | 96 | 104 |
| 86 | 90 | 97 | 102 | 111 |
| 90 | 94 | 104 | 107 | 118 |
| 95 | 100 | 110 | 115 | 125 |
| \$ 51 | \$ 54 | \$ 59 | \$ 61 | \$ 70 |
| 63 | 65 | 72 | 79 | 86 |
| 67 | 72 | 79 | 85 | 91 |
| 90 | 94 | 104 | 107 | 118 |
| 97 | 102 | 112 | 118 | 129 |
| 99 | 104 | 115 | 121 | 130 |
| 101 | 107 | 119 | 123 | 134 |
| 116 | 122 | 134 | 139 | 152 |
| 126 | 132 | 146 | 150 | 170 |
| \$ 54 | \$ 58 | \$ 61 | \$ 63 | \$ 72 |
| 70 | 73 | 81 | 86 | 93 |
| 73 | 80 | 85 | 90 | 97 |
| 97 | 102 | 112 | 118 | 129 |
| 102 | 108 | 121 | 125 | 136 |
| 112 | 119 | 131 | 136 | 149 |
| 116 | 122 | 134 | 139 | 152 |
| 126 | 132 | 146 | 150 | 170 |
| 134 | 142 | 153 | 158 | 178 |

SPECIAL SERVICES

Special Carton Marking

With specially marked information N/C


Shipping

Ships **knocked down, FOB Manitowoc, WI 54220, freight prepaid.** Freight class 70.

Specifications and prices are subject to change without prior notice.

Build Your Own Tiles

Fabric Tile - Tackable Acoustic (3/4" Thick)

| | | | MODEL NUMBER | | Approx. Packaged Weight |
|--|--|----------|--------------|---|-------------------------|
| | | | Basic Model | Fabric Color | |
|  P65U | Fabric Tile - 12" H <ul style="list-style-type: none">• 3/4" Thick fabric wrapped fiber board with metal frame• Four nylon hooks• Fabric tiles yield a noise reduction coefficient of .65 | 12 x 12" | UP65NRC1212A | <input type="checkbox"/> <input type="checkbox"/> <input type="checkbox"/> <input type="checkbox"/> | 3.0# |
| | | 18 x 12" | UP65NRC1812A | <input type="checkbox"/> <input type="checkbox"/> <input type="checkbox"/> <input type="checkbox"/> | 4.0# |
| | | 24 x 12" | UP65NRC2412A | <input type="checkbox"/> <input type="checkbox"/> <input type="checkbox"/> <input type="checkbox"/> | 5.0# |
| | | 30 x 12" | UP65NRC3012A | <input type="checkbox"/> <input type="checkbox"/> <input type="checkbox"/> <input type="checkbox"/> | 5.0# |
| | | 36 x 12" | UP65NRC3612A | <input type="checkbox"/> <input type="checkbox"/> <input type="checkbox"/> <input type="checkbox"/> | 6.0# |
| | | 42 x 12" | UP65NRC4212A | <input type="checkbox"/> <input type="checkbox"/> <input type="checkbox"/> <input type="checkbox"/> | 7.0# |
| | | 48 x 12" | UP65NRC4812A | <input type="checkbox"/> <input type="checkbox"/> <input type="checkbox"/> <input type="checkbox"/> | 8.0# |
| | | 54 x 12" | UP65NRC5412A | <input type="checkbox"/> <input type="checkbox"/> <input type="checkbox"/> <input type="checkbox"/> | 9.0# |
| | | 60 x 12" | UP65NRC6012A | <input type="checkbox"/> <input type="checkbox"/> <input type="checkbox"/> <input type="checkbox"/> | 10.0# |
| P65U | Fabric Tile - 18" H | 12 x 18" | UP65NRC1218A | <input type="checkbox"/> <input type="checkbox"/> <input type="checkbox"/> <input type="checkbox"/> | 4.0# |
| | | 18 x 18" | UP65NRC1818A | <input type="checkbox"/> <input type="checkbox"/> <input type="checkbox"/> <input type="checkbox"/> | 5.0# |
| | | 24 x 18" | UP65NRC2418A | <input type="checkbox"/> <input type="checkbox"/> <input type="checkbox"/> <input type="checkbox"/> | 6.0# |
| | | 30 x 18" | UP65NRC3018A | <input type="checkbox"/> <input type="checkbox"/> <input type="checkbox"/> <input type="checkbox"/> | 7.0# |
| | | 36 x 18" | UP65NRC3618A | <input type="checkbox"/> <input type="checkbox"/> <input type="checkbox"/> <input type="checkbox"/> | 8.0# |
| | | 42 x 18" | UP65NRC4218A | <input type="checkbox"/> <input type="checkbox"/> <input type="checkbox"/> <input type="checkbox"/> | 9.0# |
| | | 48 x 18" | UP65NRC4818A | <input type="checkbox"/> <input type="checkbox"/> <input type="checkbox"/> <input type="checkbox"/> | 10.0# |
| | | 54 x 18" | UP65NRC5418A | <input type="checkbox"/> <input type="checkbox"/> <input type="checkbox"/> <input type="checkbox"/> | 11.0# |
| | | 60 x 18" | UP65NRC6018A | <input type="checkbox"/> <input type="checkbox"/> <input type="checkbox"/> <input type="checkbox"/> | 12.0# |
| P65U | Fabric Tile - 24" H | 12 x 24" | UP65NRC1224A | <input type="checkbox"/> <input type="checkbox"/> <input type="checkbox"/> <input type="checkbox"/> | 5.0# |
| | | 18 x 24" | UP65NRC1824A | <input type="checkbox"/> <input type="checkbox"/> <input type="checkbox"/> <input type="checkbox"/> | 6.0# |
| | | 24 x 24" | UP65NRC2424A | <input type="checkbox"/> <input type="checkbox"/> <input type="checkbox"/> <input type="checkbox"/> | 7.0# |
| | | 30 x 24" | UP65NRC3024A | <input type="checkbox"/> <input type="checkbox"/> <input type="checkbox"/> <input type="checkbox"/> | 8.0# |
| | | 36 x 24" | UP65NRC3624A | <input type="checkbox"/> <input type="checkbox"/> <input type="checkbox"/> <input type="checkbox"/> | 9.0# |
| | | 42 x 24" | UP65NRC4224A | <input type="checkbox"/> <input type="checkbox"/> <input type="checkbox"/> <input type="checkbox"/> | 10.0# |
| | | 48 x 24" | UP65NRC4824A | <input type="checkbox"/> <input type="checkbox"/> <input type="checkbox"/> <input type="checkbox"/> | 12.0# |
| | | 54 x 24" | UP65NRC5424A | <input type="checkbox"/> <input type="checkbox"/> <input type="checkbox"/> <input type="checkbox"/> | 13.0# |
| | | 60 x 24" | UP65NRC6024A | <input type="checkbox"/> <input type="checkbox"/> <input type="checkbox"/> <input type="checkbox"/> | 14.0# |

A

B

HOW TO ORDER

Indicate the following information on order form:

1. Quantity of each item.
2. Model number, including options. See "How To Build a Model Number".
3. Any special service required.

Note:

- The ☐ indicates that a choice is required.
- The absence of the ☐ indicates that no choice is required.
- Alpha-numeric characters in place of ☐ indicate that no other alternatives are available.

HOW TO BUILD A MODEL NUMBER

- A** Select basic model.
- B** Select fabric color.
- Refer to the **KI Color Addendum** or **KI Fabrics & Finishes binder**
- Delivered pricing per tile.

INFORMATION

Fabric Disclaimer

Fabric will be applied as swatched by the fabric manufacturer. Fabric that is required to be applied differently than is swatched will need a Special Cost Request written specifying the direction the fabric is to be applied. The posted standard lead time will apply to the Special Cost Request.



Build Your Own Tiles

Fabric Tile - Tackable Acoustic (3/4" Thick)

| Delivered Pricing Fabric Grade 1 & C.O.M. | Delivered Pricing Fabric Grade 2 | Delivered Pricing Fabric Grade 3 & Pallas Vertical Fabric Grade PV | Delivered Pricing Pallas Vertical Fabric Grade PV1 | Delivered Pricing Pallas Vertical Fabric Grade PV2 |
|---|--|--|---|---|
| \$ 72 | \$ 79 | \$ 84 | \$ 88 | \$ 96 |
| 76 | 81 | 86 | 91 | 100 |
| 81 | 85 | 93 | 96 | 106 |
| 87 | 91 | 96 | 102 | 112 |
| 99 | 104 | 115 | 119 | 130 |
| 107 | 112 | 125 | 130 | 142 |
| 111 | 118 | 129 | 136 | 148 |
| 118 | 125 | 136 | 143 | 154 |
| 131 | 138 | 150 | 155 | 176 |
| \$ 79 | \$ 82 | \$ 87 | \$ 94 | \$ 101 |
| 84 | 87 | 93 | 99 | 107 |
| 88 | 93 | 97 | 104 | 116 |
| 106 | 111 | 122 | 129 | 139 |
| 112 | 119 | 130 | 137 | 149 |
| 125 | 130 | 142 | 149 | 167 |
| 129 | 134 | 147 | 153 | 173 |
| 148 | 154 | 173 | 178 | 194 |
| 151 | 158 | 177 | 182 | 200 |
| \$ 82 | \$ 86 | \$ 94 | \$ 97 | \$ 108 |
| 91 | 95 | 102 | 108 | 119 |
| 102 | 108 | 119 | 126 | 136 |
| 111 | 118 | 129 | 136 | 148 |
| 122 | 127 | 138 | 146 | 157 |
| 130 | 137 | 148 | 154 | 174 |
| 146 | 152 | 170 | 176 | 190 |
| 155 | 168 | 180 | 187 | 208 |
| 161 | 173 | 184 | 190 | 214 |

SPECIAL SERVICES

Special Carton Marking

With specially marked information N/C

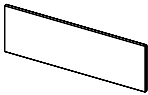
Shipping

Ships **knocked down, FOB Manitowoc, WI 54220, freight prepaid.** Freight class 70.

Specifications and prices are subject to change without prior notice.

Build Your Own Tiles

Fabric Tile - Tackable Acoustic (3/4" Thick)

| | | | MODEL NUMBER | | Approx. Packaged Weight |
|--|--|----------|----------------|---|-------------------------------|
| | | | Basic Model | Fabric Color | |
|  P65U | Fabric Tile - 30" H <ul style="list-style-type: none">• 3/4" Thick fabric wrapped fiber board with metal frame• Four nylon hooks• Fabric tiles yield a noise reduction coefficient of .65 | 12 x 30" | UP65NRC1230A | <input type="checkbox"/> <input type="checkbox"/> <input type="checkbox"/> <input type="checkbox"/> | 5.0# |
| | | 18 x 30" | UP65NRC1830A | <input type="checkbox"/> <input type="checkbox"/> <input type="checkbox"/> <input type="checkbox"/> | 7.0# |
| | | 24 x 30" | UP65NRC2430A | <input type="checkbox"/> <input type="checkbox"/> <input type="checkbox"/> <input type="checkbox"/> | 8.0# |
| | | 30 x 30" | UP65NRC3030A | <input type="checkbox"/> <input type="checkbox"/> <input type="checkbox"/> <input type="checkbox"/> | 9.0# |
| | | 36 x 30" | UP65NRC3630A | <input type="checkbox"/> <input type="checkbox"/> <input type="checkbox"/> <input type="checkbox"/> | 11.0# |
| | | 42 x 30" | UP65NRC4230A | <input type="checkbox"/> <input type="checkbox"/> <input type="checkbox"/> <input type="checkbox"/> | 12.0# |
| | | 48 x 30" | UP65NRC4830A | <input type="checkbox"/> <input type="checkbox"/> <input type="checkbox"/> <input type="checkbox"/> | 13.0# |
| | | 54 x 30" | UP65NRC5430A | <input type="checkbox"/> <input type="checkbox"/> <input type="checkbox"/> <input type="checkbox"/> | 15.0# |
| | | 60 x 30" | UP65NRC6030A | <input type="checkbox"/> <input type="checkbox"/> <input type="checkbox"/> <input type="checkbox"/> | 16.0# |
| P65U | Fabric Tile - 36" H | 12 x 36" | UP65NRC1236A | <input type="checkbox"/> <input type="checkbox"/> <input type="checkbox"/> <input type="checkbox"/> | 6.0# |
| | | 18 x 36" | UP65NRC1836A | <input type="checkbox"/> <input type="checkbox"/> <input type="checkbox"/> <input type="checkbox"/> | 8.0# |
| | | 24 x 36" | UP65NRC2436A | <input type="checkbox"/> <input type="checkbox"/> <input type="checkbox"/> <input type="checkbox"/> | 9.0# |
| | | 30 x 36" | UP65NRC3036A | <input type="checkbox"/> <input type="checkbox"/> <input type="checkbox"/> <input type="checkbox"/> | 11.0# |
| | | 36 x 36" | UP65NRC3636A | <input type="checkbox"/> <input type="checkbox"/> <input type="checkbox"/> <input type="checkbox"/> | 12.0# |
| | | 42 x 36" | UP65NRC4236A | <input type="checkbox"/> <input type="checkbox"/> <input type="checkbox"/> <input type="checkbox"/> | 14.0# |
| | | 48 x 36" | UP65NRC4836A | <input type="checkbox"/> <input type="checkbox"/> <input type="checkbox"/> <input type="checkbox"/> | 15.0# |
| | | 54 x 36" | UP65NRC5436A | <input type="checkbox"/> <input type="checkbox"/> <input type="checkbox"/> <input type="checkbox"/> | 17.0# |
| | | 60 x 36" | UP65NRC6036A | <input type="checkbox"/> <input type="checkbox"/> <input type="checkbox"/> <input type="checkbox"/> | 18.0# |
| P65U | Fabric Tile - 242" H | 12 x 42" | UP65NRC1242A | <input type="checkbox"/> <input type="checkbox"/> <input type="checkbox"/> <input type="checkbox"/> | 7.0# |
| | | 18 x 42" | UP65NRC1842A | <input type="checkbox"/> <input type="checkbox"/> <input type="checkbox"/> <input type="checkbox"/> | 9.0# |
| | | 24 x 42" | UP65NRC2442A | <input type="checkbox"/> <input type="checkbox"/> <input type="checkbox"/> <input type="checkbox"/> | 10.0# |
| | | 30 x 42" | UP65NRC3042A | <input type="checkbox"/> <input type="checkbox"/> <input type="checkbox"/> <input type="checkbox"/> | 12.0# |
| | | 36 x 42" | UP65NRC3642A | <input type="checkbox"/> <input type="checkbox"/> <input type="checkbox"/> <input type="checkbox"/> | 14.0# |
| | | 42 x 42" | UP65NRC4242A | <input type="checkbox"/> <input type="checkbox"/> <input type="checkbox"/> <input type="checkbox"/> | 15.0# |
| | | 48 x 42" | UP65NRC4842A | <input type="checkbox"/> <input type="checkbox"/> <input type="checkbox"/> <input type="checkbox"/> | 17.0# |
| | | 54 x 42" | UP65NRC5442A | <input type="checkbox"/> <input type="checkbox"/> <input type="checkbox"/> <input type="checkbox"/> | 19.0# |
| | | 60 x 42" | UP65NRC6042A | <input type="checkbox"/> <input type="checkbox"/> <input type="checkbox"/> <input type="checkbox"/> | 20.0# |

A

B

HOW TO ORDER

Indicate the following information on order form:

1. Quantity of each item.
2. Model number, including options. See "How To Build a Model Number".
3. Any special service required.

Note:

- The ☐ indicates that a choice is required.
- The absence of the ☐ indicates that no choice is required.
- Alpha-numeric characters in place of ☐ indicate that no other alternatives are available.

HOW TO BUILD A MODEL NUMBER

- A** Select basic model.
- B** Select fabric color.
Refer to the **KI Color Addendum** or **KI Fabrics & Finishes binder**
Delivered pricing per tile.

INFORMATION

Fabric Disclaimer

Fabric will be applied as swatched by the fabric manufacturer. Fabric that is required to be applied differently than is swatched will need a Special Cost Request written specifying the direction the fabric is to be applied. The posted standard lead time will apply to the Special Cost Request.



Build Your Own Tiles

Fabric Tile - Tackable Acoustic (3/4" Thick)

| Delivered Pricing Fabric Grade 1 & C.O.M. | Delivered Pricing Fabric Grade 2 | Delivered Pricing Fabric Grade 3 & Pallas Vertical Fabric Grade PV | Delivered Pricing Pallas Vertical Fabric Grade PV1 | Delivered Pricing Pallas Vertical Fabric Grade PV2 |
|---|--|--|---|---|
| \$ 93 | \$ 96 | \$ 104 | \$ 110 | \$ 122 |
| 115 | 122 | 132 | 138 | 151 |
| 118 | 125 | 136 | 143 | 154 |
| 146 | 152 | 170 | 176 | 190 |
| 151 | 158 | 177 | 182 | 200 |
| 174 | 180 | 197 | 206 | 226 |
| 175 | 182 | 198 | 212 | 227 |
| 184 | 194 | 215 | 223 | 243 |
| 188 | 198 | 217 | 227 | 245 |
| \$ 106 | \$ 111 | \$ 122 | \$ 129 | \$ 139 |
| 122 | 127 | 138 | 146 | 157 |
| 126 | 131 | 145 | 150 | 168 |
| 149 | 155 | 174 | 180 | 198 |
| 174 | 180 | 197 | 206 | 226 |
| 180 | 188 | 208 | 218 | 237 |
| 184 | 194 | 215 | 223 | 243 |
| 194 | 206 | 223 | 235 | 260 |
| 198 | 209 | 226 | 237 | 263 |
| \$ 122 | \$ 127 | \$ 138 | \$ 146 | \$ 157 |
| 137 | 145 | 154 | 168 | 181 |
| 146 | 152 | 170 | 176 | 190 |
| 179 | 187 | 206 | 216 | 236 |
| 197 | 208 | 225 | 236 | 261 |
| 216 | 227 | 244 | 261 | 286 |
| 218 | 230 | 248 | 263 | 288 |
| 239 | 254 | 272 | 286 | 317 |
| 257 | 272 | 291 | 308 | 335 |

SPECIAL SERVICES

Special Carton Marking

With specially marked information N/C


Shipping

Ships **knocked down, FOB Manitowoc, WI 54220, freight prepaid.** Freight class 70.

Specifications and prices are subject to change without prior notice.

Build Your Own Tiles

Fabric Tile - Tackable Acoustic (3/4" Thick)

| | | | MODEL NUMBER | | Approx. Packaged Weight |
|---|---|----------|--------------|---|-------------------------|
| | | | Basic Model | Fabric Color | |
| <div></div> <div>P65U</div> | Fabric Tile - 48" H <ul style="list-style-type: none">• One fabric tile• Four nylon hooks• Fabric tiles yield a noise reduction coefficient of .65 | 12 x 48" | UP65NRC1248A | <input type="checkbox"/> <input type="checkbox"/> <input type="checkbox"/> <input type="checkbox"/> | 8.0# |
| | | 18 x 48" | UP65NRC1848A | <input type="checkbox"/> <input type="checkbox"/> <input type="checkbox"/> <input type="checkbox"/> | 10.0# |
| | | 24 x 48" | UP65NRC2448A | <input type="checkbox"/> <input type="checkbox"/> <input type="checkbox"/> <input type="checkbox"/> | 12.0# |
| | | 30 x 48" | UP65NRC3048A | <input type="checkbox"/> <input type="checkbox"/> <input type="checkbox"/> <input type="checkbox"/> | 13.0# |
| | | 36 x 48" | UP65NRC3648A | <input type="checkbox"/> <input type="checkbox"/> <input type="checkbox"/> <input type="checkbox"/> | 15.0# |
| | | 42 x 48" | UP65NRC4248A | <input type="checkbox"/> <input type="checkbox"/> <input type="checkbox"/> <input type="checkbox"/> | 17.0# |
| | | 48 x 48" | UP65NRC4848A | <input type="checkbox"/> <input type="checkbox"/> <input type="checkbox"/> <input type="checkbox"/> | 19.0# |
| | | 54 x 48" | UP65NRC5448A | <input type="checkbox"/> <input type="checkbox"/> <input type="checkbox"/> <input type="checkbox"/> | 21.0# |
| | | 60 x 48" | UP65NRC6048A | <input type="checkbox"/> <input type="checkbox"/> <input type="checkbox"/> <input type="checkbox"/> | 23.0# |
| P65U | Fabric Tile -54" H | 12 x 54" | UP65NRC1254A | <input type="checkbox"/> <input type="checkbox"/> <input type="checkbox"/> <input type="checkbox"/> | 9.0# |
| | | 18 x 54" | UP65NRC1854A | <input type="checkbox"/> <input type="checkbox"/> <input type="checkbox"/> <input type="checkbox"/> | 11.0# |
| | | 24 x 54" | UP65NRC2454A | <input type="checkbox"/> <input type="checkbox"/> <input type="checkbox"/> <input type="checkbox"/> | 13.0# |
| | | 30 x 54" | UP65NRC3054A | <input type="checkbox"/> <input type="checkbox"/> <input type="checkbox"/> <input type="checkbox"/> | 15.0# |
| | | 36 x 54" | UP65NRC3654A | <input type="checkbox"/> <input type="checkbox"/> <input type="checkbox"/> <input type="checkbox"/> | 17.0# |
| | | 42 x 54" | UP65NRC4254A | <input type="checkbox"/> <input type="checkbox"/> <input type="checkbox"/> <input type="checkbox"/> | 19.0# |
| | | 48 x 54" | UP65NRC4854A | <input type="checkbox"/> <input type="checkbox"/> <input type="checkbox"/> <input type="checkbox"/> | 21.0# |
| | | 54 x 54" | UP65NRC5454A | <input type="checkbox"/> <input type="checkbox"/> <input type="checkbox"/> <input type="checkbox"/> | 23.0# |
| P65U | Fabric Tile -60" H | 60 x 54" | UP65NRC6054A | <input type="checkbox"/> <input type="checkbox"/> <input type="checkbox"/> <input type="checkbox"/> | 25.0# |
| | | 12 x 60" | UP65NRC1260A | <input type="checkbox"/> <input type="checkbox"/> <input type="checkbox"/> <input type="checkbox"/> | 10.0# |
| | | 18 x 60" | UP65NRC1860A | <input type="checkbox"/> <input type="checkbox"/> <input type="checkbox"/> <input type="checkbox"/> | 12.0# |
| | | 24 x 60" | UP65NRC2460A | <input type="checkbox"/> <input type="checkbox"/> <input type="checkbox"/> <input type="checkbox"/> | 14.0# |
| | | 30 x 60" | UP65NRC3060A | <input type="checkbox"/> <input type="checkbox"/> <input type="checkbox"/> <input type="checkbox"/> | 16.0# |
| | | 36 x 60" | UP65NRC3660A | <input type="checkbox"/> <input type="checkbox"/> <input type="checkbox"/> <input type="checkbox"/> | 18.0# |
| | | 42 x 60" | UP65NRC4260A | <input type="checkbox"/> <input type="checkbox"/> <input type="checkbox"/> <input type="checkbox"/> | 20.0# |
| | | 48 x 60" | UP65NRC4860A | <input type="checkbox"/> <input type="checkbox"/> <input type="checkbox"/> <input type="checkbox"/> | 23.0# |
| | | 54 x 60" | UP65NRC5460A | <input type="checkbox"/> <input type="checkbox"/> <input type="checkbox"/> <input type="checkbox"/> | 25.0# |
| | | 60 x 60" | UP65NRC6060A | <input type="checkbox"/> <input type="checkbox"/> <input type="checkbox"/> <input type="checkbox"/> | 27.0# |

A

B

HOW TO ORDER

Indicate the following information on order form:

1. Quantity of each item.
2. Model number, including options. See "How To Build a Model Number".
3. Any special service required.

Note: • The ☐ indicates that a choice is required.

- The absence of the ☐ indicates that no choice is required.
- Alpha-numeric characters in place of ☐ indicate that no other alternatives are available.

HOW TO BUILD A MODEL NUMBER

- A** Select basic model.
- B** Select fabric color.
Refer to the **KI Color Addendum** or **KI Fabrics & Finishes binder**
Delivered pricing per tile.

INFORMATION

Fabric Disclaimer
Fabric will be applied as swatched by the fabric manufacturer. Fabric that is required to be applied differently than is swatched will need a Special Cost Request written specifying the direction the fabric is to be applied. The posted standard lead time will apply to the Special Cost Request.



Build Your Own Tiles

Fabric Tile - Tackable Acoustic (3/4" Thick)

| Delivered Pricing Fabric Grade 1 & C.O.M. | Delivered Pricing Fabric Grade 2 | Delivered Pricing Fabric Grade 3 & Pallas Vertical Fabric Grade PV | Delivered Pricing Pallas Vertical Fabric Grade PV1 | Delivered Pricing Pallas Vertical Fabric Grade PV2 |
|---|--|--|---|---|
| \$ 125 | \$ 130 | \$ 143 | \$ 149 | \$ 167 |
| 145 | 150 | 169 | 175 | 188 |
| 161 | 173 | 186 | 190 | 214 |
| 182 | 190 | 213 | 220 | 240 |
| 199 | 212 | 228 | 239 | 265 |
| 218 | 230 | 249 | 263 | 290 |
| 232 | 243 | 267 | 278 | 306 |
| 263 | 278 | 301 | 316 | 346 |
| 268 | 283 | 306 | 320 | 353 |
| \$ 129 | \$ 134 | \$ 148 | \$ 153 | \$ 173 |
| 158 | 171 | 183 | 189 | 213 |
| 169 | 176 | 189 | 198 | 218 |
| 184 | 194 | 215 | 223 | 243 |
| 205 | 215 | 235 | 244 | 270 |
| 221 | 235 | 256 | 268 | 291 |
| 244 | 262 | 283 | 293 | 325 |
| 272 | 288 | 316 | 325 | 359 |
| 276 | 290 | 318 | 329 | 364 |
| \$ 145 | \$ 150 | \$ 169 | \$ 175 | \$ 188 |
| 169 | 176 | 189 | 198 | 218 |
| 174 | 180 | 198 | 206 | 226 |
| 188 | 198 | 218 | 227 | 245 |
| 209 | 220 | 239 | 248 | 277 |
| 241 | 259 | 278 | 289 | 320 |
| 246 | 265 | 286 | 299 | 328 |
| 276 | 290 | 318 | 329 | 364 |
| 286 | 305 | 329 | 342 | 377 |

SPECIAL SERVICES

Special Carton Marking

With specially marked information N/C


Shipping

Ships **knocked down, FOB Manitowoc, WI 54220, freight prepaid.** Freight class 70.

Specifications and prices are subject to change without prior notice.

Build Your Own Tiles

Fabric Tile - Tackable Acoustic (3/4" Thick)

| | | | MODEL NUMBER | | Approx. Packaged Weight |
|---|---|----------|--------------|---|-------------------------|
| | | | Basic Model | Fabric Color | |
| MODEL | W x H | | | | |
| <div></div> <div>P65U</div> | Fabric Tile - 66" H <ul style="list-style-type: none">• One fabric tile• Four nylon hooks• Fabric tiles yield a noise reduction coefficient of .65 | 12 x 66" | UP65NRC1266A | <input type="checkbox"/> <input type="checkbox"/> <input type="checkbox"/> <input type="checkbox"/> | 11.0# |
| | | 18 x 66" | UP65NRC1866A | <input type="checkbox"/> <input type="checkbox"/> <input type="checkbox"/> <input type="checkbox"/> | 13.0# |
| | | 24 x 66" | UP65NRC2466A | <input type="checkbox"/> <input type="checkbox"/> <input type="checkbox"/> <input type="checkbox"/> | 15.0# |
| | | 30 x 66" | UP65NRC3066A | <input type="checkbox"/> <input type="checkbox"/> <input type="checkbox"/> <input type="checkbox"/> | 17.0# |
| | | 36 x 66" | UP65NRC3666A | <input type="checkbox"/> <input type="checkbox"/> <input type="checkbox"/> <input type="checkbox"/> | 20.0# |
| | | 42 x 66" | UP65NRC4266A | <input type="checkbox"/> <input type="checkbox"/> <input type="checkbox"/> <input type="checkbox"/> | 22.0# |
| | | 48 x 66" | UP65NRC4866A | <input type="checkbox"/> <input type="checkbox"/> <input type="checkbox"/> <input type="checkbox"/> | 24.0# |
| | | 54 x 66" | UP65NRC5466A | <input type="checkbox"/> <input type="checkbox"/> <input type="checkbox"/> <input type="checkbox"/> | 27.0# |
| | | 60 x 66" | UP65NRC6066A | <input type="checkbox"/> <input type="checkbox"/> <input type="checkbox"/> <input type="checkbox"/> | 29.0# |
| <div>P65U</div> | Fabric Tile - 72" H | 12 x 72" | UP65NRC1272A | <input type="checkbox"/> <input type="checkbox"/> <input type="checkbox"/> <input type="checkbox"/> | 11.0# |
| | | 18 x 72" | UP65NRC1872A | <input type="checkbox"/> <input type="checkbox"/> <input type="checkbox"/> <input type="checkbox"/> | 14.0# |
| | | 24 x 72" | UP65NRC2472A | <input type="checkbox"/> <input type="checkbox"/> <input type="checkbox"/> <input type="checkbox"/> | 16.0# |
| | | 30 x 72" | UP65NRC3072A | <input type="checkbox"/> <input type="checkbox"/> <input type="checkbox"/> <input type="checkbox"/> | 19.0# |
| | | 36 x 72" | UP65NRC3672A | <input type="checkbox"/> <input type="checkbox"/> <input type="checkbox"/> <input type="checkbox"/> | 21.0# |
| | | 42 x 72" | UP65NRC4272A | <input type="checkbox"/> <input type="checkbox"/> <input type="checkbox"/> <input type="checkbox"/> | 24.0# |
| | | 48 x 72" | UP65NRC4872A | <input type="checkbox"/> <input type="checkbox"/> <input type="checkbox"/> <input type="checkbox"/> | 26.0# |
| | | 54 x 72" | UP65NRC5472A | <input type="checkbox"/> <input type="checkbox"/> <input type="checkbox"/> <input type="checkbox"/> | 29.0# |
| | | 60 x 72" | UP65NRC6072A | <input type="checkbox"/> <input type="checkbox"/> <input type="checkbox"/> <input type="checkbox"/> | 31.0# |
| <div>P65U</div> | Fabric Tile - 78" H | 12 x 78" | UP65NRC1278A | <input type="checkbox"/> <input type="checkbox"/> <input type="checkbox"/> <input type="checkbox"/> | 12.0# |
| | | 18 x 78" | UP65NRC1878A | <input type="checkbox"/> <input type="checkbox"/> <input type="checkbox"/> <input type="checkbox"/> | 15.0# |
| | | 24 x 78" | UP65NRC2478A | <input type="checkbox"/> <input type="checkbox"/> <input type="checkbox"/> <input type="checkbox"/> | 17.0# |
| | | 30 x 78" | UP65NRC3078A | <input type="checkbox"/> <input type="checkbox"/> <input type="checkbox"/> <input type="checkbox"/> | 20.0# |
| | | 36 x 78" | UP65NRC3678A | <input type="checkbox"/> <input type="checkbox"/> <input type="checkbox"/> <input type="checkbox"/> | 23.0# |
| | | 42 x 78" | UP65NRC4278A | <input type="checkbox"/> <input type="checkbox"/> <input type="checkbox"/> <input type="checkbox"/> | 25.0# |
| | | 48 x 78" | UP65NRC4878A | <input type="checkbox"/> <input type="checkbox"/> <input type="checkbox"/> <input type="checkbox"/> | 28.0# |
| | | 54 x 78" | UP65NRC5478A | <input type="checkbox"/> <input type="checkbox"/> <input type="checkbox"/> <input type="checkbox"/> | 31.0# |
| | | 60 x 78" | UP65NRC6078A | <input type="checkbox"/> <input type="checkbox"/> <input type="checkbox"/> <input type="checkbox"/> | 33.0# |

A

B

HOW TO ORDER

Indicate the following information on order form:

1. Quantity of each item.
2. Model number, including options. See "How To Build a Model Number".
3. Any special service required.

Note:

- The ☐ indicates that a choice is required.
- The absence of the ☐ indicates that no choice is required.
- Alpha-numeric characters in place of ☐ indicate that no other alternatives are available.

HOW TO BUILD A MODEL NUMBER

- A** Select basic model.
- B** Select fabric color.
Refer to the **KI Color Addendum** or **KI Fabrics & Finishes binder**
Delivered pricing per tile.

INFORMATION

Fabric Disclaimer
Fabric will be applied as swatched by the fabric manufacturer. Fabric that is required to be applied differently than is swatched will need a Special Cost Request written specifying the direction the fabric is to be applied. The posted standard lead time will apply to the Special Cost Request.



Build Your Own Tiles

Fabric Tile - Tackable Acoustic (3/4" Thick)

| Delivered Pricing Fabric Grade 1 & C.O.M. | Delivered Pricing Fabric Grade 2 | Delivered Pricing Fabric Grade 3 & Pallas Vertical Fabric Grade PV | Delivered Pricing Pallas Vertical Fabric Grade PV1 | Delivered Pricing Pallas Vertical Fabric Grade PV2 |
|---|--|--|---|---|
| \$ 150 | \$ 157 | \$ 176 | \$ 181 | \$ 199 |
| 174 | 180 | 198 | 206 | 226 |
| 180 | 188 | 209 | 218 | 237 |
| 191 | 205 | 221 | 232 | 259 |
| 226 | 239 | 260 | 271 | 299 |
| 244 | 262 | 283 | 293 | 325 |
| 257 | 272 | 293 | 308 | 335 |
| 282 | 300 | 325 | 335 | 371 |
| 290 | 309 | 333 | 349 | 382 |
| \$ 155 | \$ 168 | \$ 181 | \$ 187 | \$ 208 |
| 179 | 187 | 208 | 216 | 236 |
| 186 | 197 | 217 | 225 | 244 |
| 213 | 223 | 242 | 256 | 279 |
| 228 | 241 | 263 | 276 | 301 |
| 245 | 263 | 285 | 298 | 327 |
| 261 | 276 | 299 | 311 | 341 |
| 285 | 304 | 328 | 341 | 376 |
| 296 | 316 | 341 | 354 | 392 |
| \$ 161 | \$ 173 | \$ 186 | \$ 190 | \$ 214 |
| 184 | 194 | 215 | 223 | 243 |
| 209 | 220 | 239 | 248 | 277 |
| 215 | 226 | 244 | 260 | 283 |
| 235 | 245 | 269 | 280 | 309 |
| 249 | 269 | 289 | 301 | 331 |
| 265 | 279 | 304 | 317 | 347 |
| 288 | 308 | 332 | 347 | 380 |
| 299 | 318 | 345 | 358 | 395 |

SPECIAL SERVICES

Special Carton Marking

With specially marked information N/C

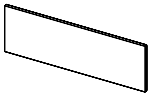
Shipping

Ships **knocked down, FOB Manitowoc, WI 54220, freight prepaid.** Freight class 70.

Specifications and prices are subject to change without prior notice.

Build Your Own Tiles

Fabric Tile - Highly Acoustic (3/4" Thick)

| | | | MODEL NUMBER | | Approx. Packaged Weight |
|---|---|----------|----------------|---|-------------------------------|
| | | | Basic Model | Fabric Color | |
| <div></div> <div>P80U</div> | Fabric Tile - 12" H <ul style="list-style-type: none">• One fabric tile• Four nylon hooks• Fabric tiles yield a noise reduction coefficient of .80 | 12 x 12" | UP80NRC1212A | <input type="checkbox"/> <input type="checkbox"/> <input type="checkbox"/> <input type="checkbox"/> | 2.0# |
| | | 18 x 12" | UP80NRC1812A | <input type="checkbox"/> <input type="checkbox"/> <input type="checkbox"/> <input type="checkbox"/> | 3.0# |
| | | 24 x 12" | UP80NRC2412A | <input type="checkbox"/> <input type="checkbox"/> <input type="checkbox"/> <input type="checkbox"/> | 4.0# |
| | | 30 x 12" | UP80NRC3012A | <input type="checkbox"/> <input type="checkbox"/> <input type="checkbox"/> <input type="checkbox"/> | 4.0# |
| | | 36 x 12" | UP80NRC3612A | <input type="checkbox"/> <input type="checkbox"/> <input type="checkbox"/> <input type="checkbox"/> | 5.0# |
| | | 42 x 12" | UP80NRC4212A | <input type="checkbox"/> <input type="checkbox"/> <input type="checkbox"/> <input type="checkbox"/> | 6.0# |
| | | 48 x 12" | UP80NRC4812A | <input type="checkbox"/> <input type="checkbox"/> <input type="checkbox"/> <input type="checkbox"/> | 6.0# |
| | | 54 x 12" | UP80NRC5412A | <input type="checkbox"/> <input type="checkbox"/> <input type="checkbox"/> <input type="checkbox"/> | 7.0# |
| | | 60 x 12" | UP80NRC6012A | <input type="checkbox"/> <input type="checkbox"/> <input type="checkbox"/> <input type="checkbox"/> | 8.0# |
| P80U | Fabric Tile - 18" H | 12 x 18" | UP80NRC1218A | <input type="checkbox"/> <input type="checkbox"/> <input type="checkbox"/> <input type="checkbox"/> | 3.0# |
| | | 18 x 18" | UP80NRC1818A | <input type="checkbox"/> <input type="checkbox"/> <input type="checkbox"/> <input type="checkbox"/> | 4.0# |
| | | 24 x 18" | UP80NRC2418A | <input type="checkbox"/> <input type="checkbox"/> <input type="checkbox"/> <input type="checkbox"/> | 4.0# |
| | | 30 x 18" | UP80NRC3018A | <input type="checkbox"/> <input type="checkbox"/> <input type="checkbox"/> <input type="checkbox"/> | 5.0# |
| | | 36 x 18" | UP80NRC3618A | <input type="checkbox"/> <input type="checkbox"/> <input type="checkbox"/> <input type="checkbox"/> | 6.0# |
| | | 42 x 18" | UP80NRC4218A | <input type="checkbox"/> <input type="checkbox"/> <input type="checkbox"/> <input type="checkbox"/> | 7.0# |
| | | 48 x 18" | UP80NRC4818A | <input type="checkbox"/> <input type="checkbox"/> <input type="checkbox"/> <input type="checkbox"/> | 7.0# |
| | | 54 x 18" | UP80NRC5418A | <input type="checkbox"/> <input type="checkbox"/> <input type="checkbox"/> <input type="checkbox"/> | 8.0# |
| | | 60 x 18" | UP80NRC6018A | <input type="checkbox"/> <input type="checkbox"/> <input type="checkbox"/> <input type="checkbox"/> | 9.0# |
| P80U | Fabric Tile - 24" H | 12 x 24" | UP80NRC1224A | <input type="checkbox"/> <input type="checkbox"/> <input type="checkbox"/> <input type="checkbox"/> | 4.0# |
| | | 18 x 24" | UP80NRC1824A | <input type="checkbox"/> <input type="checkbox"/> <input type="checkbox"/> <input type="checkbox"/> | 4.0# |
| | | 24 x 24" | UP80NRC2424A | <input type="checkbox"/> <input type="checkbox"/> <input type="checkbox"/> <input type="checkbox"/> | 5.0# |
| | | 30 x 24" | UP80NRC3024A | <input type="checkbox"/> <input type="checkbox"/> <input type="checkbox"/> <input type="checkbox"/> | 6.0# |
| | | 36 x 24" | UP80NRC3624A | <input type="checkbox"/> <input type="checkbox"/> <input type="checkbox"/> <input type="checkbox"/> | 7.0# |
| | | 42 x 24" | UP80NRC4224A | <input type="checkbox"/> <input type="checkbox"/> <input type="checkbox"/> <input type="checkbox"/> | 8.0# |
| | | 48 x 24" | UP80NRC4824A | <input type="checkbox"/> <input type="checkbox"/> <input type="checkbox"/> <input type="checkbox"/> | 8.0# |
| | | 54 x 24" | UP80NRC5424A | <input type="checkbox"/> <input type="checkbox"/> <input type="checkbox"/> <input type="checkbox"/> | 9.0# |
| | | 60 x 24" | UP80NRC6024A | <input type="checkbox"/> <input type="checkbox"/> <input type="checkbox"/> <input type="checkbox"/> | 10.0# |

A

B

HOW TO ORDER

Indicate the following information on order form:

1. Quantity of each item.
2. Model number, including options. See "How To Build a Model Number".
3. Any special service required.

Note: • The ☐ indicates that a choice is required.

- The absence of the ☐ indicates that no choice is required.
- Alpha-numeric characters in place of ☐ indicate that no other alternatives are available.

HOW TO BUILD A MODEL NUMBER

- A** Select basic model.
- B** Select fabric color.
Refer to the **KI Color Addendum** or **KI Fabrics & Finishes binder**
Delivered pricing per tile.

INFORMATION

Fabric Disclaimer
Fabric will be applied as swatched by the fabric manufacturer. Fabric that is required to be applied differently than is swatched will need a Special Cost Request written specifying the direction the fabric is to be applied. The posted standard lead time will apply to the Special Cost Request.



Build Your Own Tiles

Fabric Tile - Highly Acoustic (3/4" Thick)

| Delivered Pricing Fabric Grade 1 & C.O.M. | Delivered Pricing Fabric Grade 2 | Delivered Pricing Fabric Grade 3 & Pallas Vertical Fabric Grade PV | Delivered Pricing Pallas Vertical Fabric Grade PV1 | Delivered Pricing Pallas Vertical Fabric Grade PV2 |
|---|--|--|---|---|
| \$ 76 | \$ 81 | \$ 86 | \$ 91 | \$ 100 |
| 80 | 84 | 91 | 95 | 104 |
| 84 | 88 | 95 | 100 | 110 |
| 91 | 95 | 102 | 108 | 119 |
| 104 | 110 | 122 | 127 | 138 |
| 112 | 119 | 131 | 137 | 149 |
| 116 | 123 | 134 | 142 | 152 |
| 125 | 130 | 143 | 149 | 167 |
| 138 | 146 | 158 | 169 | 182 |
| \$ 81 | \$ 85 | \$ 90 | \$ 96 | \$ 106 |
| 88 | 93 | 97 | 104 | 116 |
| 93 | 96 | 104 | 110 | 122 |
| 111 | 118 | 129 | 136 | 148 |
| 118 | 125 | 136 | 143 | 154 |
| 130 | 137 | 148 | 154 | 174 |
| 136 | 143 | 153 | 167 | 179 |
| 153 | 167 | 179 | 184 | 206 |
| 158 | 171 | 183 | 189 | 213 |
| \$ 87 | \$ 93 | \$ 99 | \$ 104 | \$ 115 |
| 96 | 100 | 108 | 116 | 127 |
| 107 | 112 | 125 | 130 | 142 |
| 116 | 123 | 134 | 142 | 152 |
| 127 | 132 | 146 | 151 | 171 |
| 137 | 145 | 154 | 168 | 181 |
| 151 | 158 | 177 | 182 | 200 |
| 168 | 175 | 187 | 197 | 217 |
| 171 | 178 | 191 | 201 | 221 |

SPECIAL SERVICES

Special Carton Marking

With specially marked information N/C

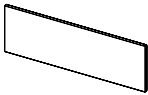
Shipping

Ships **knocked down, FOB Manitowoc, WI 54220, freight prepaid.** Freight class 70.

Specifications and prices are subject to change without prior notice.

Build Your Own Tiles

Fabric Tile - Highly Acoustic (3/4" Thick)

| | | | MODEL NUMBER | | Approx. Packaged Weight |
|---|---|----------|----------------|---|-------------------------------|
| | | | Basic Model | Fabric Color | |
| <div></div> <div>P80U</div> | Fabric Tile - 30" H <ul style="list-style-type: none">• One fabric tile• Four nylon hooks• Fabric tiles yield a noise reduction coefficient of .80 | 12 x 30" | UP80NRC1230A | <input type="checkbox"/> <input type="checkbox"/> <input type="checkbox"/> <input type="checkbox"/> | 4.0# |
| | | 18 x 30" | UP80NRC1830A | <input type="checkbox"/> <input type="checkbox"/> <input type="checkbox"/> <input type="checkbox"/> | 5.0# |
| | | 24 x 30" | UP80NRC2430A | <input type="checkbox"/> <input type="checkbox"/> <input type="checkbox"/> <input type="checkbox"/> | 6.0# |
| | | 30 x 30" | UP80NRC3030A | <input type="checkbox"/> <input type="checkbox"/> <input type="checkbox"/> <input type="checkbox"/> | 7.0# |
| | | 36 x 30" | UP80NRC3630A | <input type="checkbox"/> <input type="checkbox"/> <input type="checkbox"/> <input type="checkbox"/> | 8.0# |
| | | 42 x 30" | UP80NRC4230A | <input type="checkbox"/> <input type="checkbox"/> <input type="checkbox"/> <input type="checkbox"/> | 9.0# |
| | | 48 x 30" | UP80NRC4830A | <input type="checkbox"/> <input type="checkbox"/> <input type="checkbox"/> <input type="checkbox"/> | 9.0# |
| | | 54 x 30" | UP80NRC5430A | <input type="checkbox"/> <input type="checkbox"/> <input type="checkbox"/> <input type="checkbox"/> | 10.0# |
| | | 60 x 30" | UP80NRC6030A | <input type="checkbox"/> <input type="checkbox"/> <input type="checkbox"/> <input type="checkbox"/> | 11.0# |
| P80U | Fabric Tile - 36" H | 12 x 36" | UP80NRC1236A | <input type="checkbox"/> <input type="checkbox"/> <input type="checkbox"/> <input type="checkbox"/> | 5.0# |
| | | 18 x 36" | UP80NRC1836A | <input type="checkbox"/> <input type="checkbox"/> <input type="checkbox"/> <input type="checkbox"/> | 6.0# |
| | | 24 x 36" | UP80NRC2436A | <input type="checkbox"/> <input type="checkbox"/> <input type="checkbox"/> <input type="checkbox"/> | 7.0# |
| | | 30 x 36" | UP80NRC3036A | <input type="checkbox"/> <input type="checkbox"/> <input type="checkbox"/> <input type="checkbox"/> | 8.0# |
| | | 36 x 36" | UP80NRC3636A | <input type="checkbox"/> <input type="checkbox"/> <input type="checkbox"/> <input type="checkbox"/> | 9.0# |
| | | 42 x 36" | UP80NRC4236A | <input type="checkbox"/> <input type="checkbox"/> <input type="checkbox"/> <input type="checkbox"/> | 10.0# |
| | | 48 x 36" | UP80NRC4836A | <input type="checkbox"/> <input type="checkbox"/> <input type="checkbox"/> <input type="checkbox"/> | 10.0# |
| | | 54 x 36" | UP80NRC5436A | <input type="checkbox"/> <input type="checkbox"/> <input type="checkbox"/> <input type="checkbox"/> | 11.0# |
| | | 60 x 36" | UP80NRC6036A | <input type="checkbox"/> <input type="checkbox"/> <input type="checkbox"/> <input type="checkbox"/> | 12.0# |
| P80U | Fabric Tile - 42" H | 12 x 42" | UP80NRC1242A | <input type="checkbox"/> <input type="checkbox"/> <input type="checkbox"/> <input type="checkbox"/> | 6.0# |
| | | 18 x 42" | UP80NRC1842A | <input type="checkbox"/> <input type="checkbox"/> <input type="checkbox"/> <input type="checkbox"/> | 7.0# |
| | | 24 x 42" | UP80NRC2442A | <input type="checkbox"/> <input type="checkbox"/> <input type="checkbox"/> <input type="checkbox"/> | 8.0# |
| | | 30 x 42" | UP80NRC3042A | <input type="checkbox"/> <input type="checkbox"/> <input type="checkbox"/> <input type="checkbox"/> | 9.0# |
| | | 36 x 42" | UP80NRC3642A | <input type="checkbox"/> <input type="checkbox"/> <input type="checkbox"/> <input type="checkbox"/> | 10.0# |
| | | 42 x 42" | UP80NRC4242A | <input type="checkbox"/> <input type="checkbox"/> <input type="checkbox"/> <input type="checkbox"/> | 10.0# |
| | | 48 x 42" | UP80NRC4842A | <input type="checkbox"/> <input type="checkbox"/> <input type="checkbox"/> <input type="checkbox"/> | 11.0# |
| | | 54 x 42" | UP80NRC5442A | <input type="checkbox"/> <input type="checkbox"/> <input type="checkbox"/> <input type="checkbox"/> | 12.0# |
| | | 60 x 42" | UP80NRC6042A | <input type="checkbox"/> <input type="checkbox"/> <input type="checkbox"/> <input type="checkbox"/> | 13.0# |

A

B

HOW TO ORDER

Indicate the following information on order form:

1. Quantity of each item.
2. Model number, including options. See "How To Build a Model Number".
3. Any special service required.

Note: • The ☐ indicates that a choice is required.

- The absence of the ☐ indicates that no choice is required.
- Alpha-numeric characters in place of ☐ indicate that no other alternatives are available.

HOW TO BUILD A MODEL NUMBER

- A** Select basic model.
- B** Select fabric color.
Refer to the **KI Color Addendum** or **KI Fabrics & Finishes binder**
Delivered pricing per tile.

INFORMATION

Fabric Disclaimer
Fabric will be applied as swatched by the fabric manufacturer. Fabric that is required to be applied differently than is swatched will need a Special Cost Request written specifying the direction the fabric is to be applied. The posted standard lead time will apply to the Special Cost Request.



Build Your Own Tiles

Fabric Tile - Highly Acoustic (3/4" Thick)

| Delivered Pricing Fabric Grade 1 & C.O.M. | Delivered Pricing Fabric Grade 2 | Delivered Pricing Fabric Grade 3 & Pallas Vertical Fabric Grade PV | Delivered Pricing Pallas Vertical Fabric Grade PV1 | Delivered Pricing Pallas Vertical Fabric Grade PV2 |
|---|--|--|---|---|
| \$ 97 | \$ 101 | \$ 110 | \$ 118 | \$ 129 |
| 122 | 129 | 139 | 147 | 158 |
| 125 | 130 | 142 | 149 | 167 |
| 151 | 158 | 177 | 182 | 200 |
| 158 | 171 | 183 | 189 | 213 |
| 180 | 188 | 208 | 218 | 237 |
| 182 | 190 | 212 | 220 | 240 |
| 191 | 205 | 221 | 232 | 259 |
| 198 | 209 | 226 | 237 | 263 |
| \$ 111 | \$ 118 | \$ 129 | \$ 136 | \$ 148 |
| 127 | 132 | 146 | 151 | 171 |
| 131 | 138 | 149 | 155 | 176 |
| 155 | 168 | 180 | 187 | 208 |
| 180 | 188 | 208 | 218 | 237 |
| 189 | 200 | 218 | 228 | 248 |
| 191 | 205 | 221 | 232 | 259 |
| 208 | 219 | 236 | 246 | 272 |
| 212 | 221 | 239 | 254 | 278 |
| \$ 127 | \$ 132 | \$ 146 | \$ 151 | \$ 171 |
| 145 | 150 | 169 | 175 | 188 |
| 151 | 158 | 177 | 182 | 200 |
| 188 | 199 | 218 | 228 | 246 |
| 209 | 220 | 237 | 248 | 277 |
| 226 | 239 | 259 | 271 | 299 |
| 232 | 243 | 265 | 278 | 306 |
| 246 | 265 | 285 | 299 | 328 |
| 269 | 285 | 306 | 322 | 354 |

SPECIAL SERVICES

Special Carton Marking

With specially marked information N/C

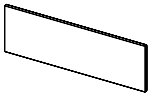
Shipping

Ships **knocked down, FOB Manitowoc, WI 54220, freight prepaid.** Freight class 70.

Specifications and prices are subject to change without prior notice.

Build Your Own Tiles

Fabric Tile - Highly Acoustic (3/4" Thick)

| | | | MODEL NUMBER | | Approx. Packaged Weight |
|---|---|----------|--------------|---|-------------------------|
| | | | Basic Model | Fabric Color | |
| <div></div> <div>P80U</div> | Fabric Tile - 48" H <ul style="list-style-type: none">• One fabric tile• Four nylon hooks• Fabric tiles yield a noise reduction coefficient of .80 | 12 x 48" | UP80NRC1248A | <input type="checkbox"/> <input type="checkbox"/> <input type="checkbox"/> <input type="checkbox"/> | 6.0# |
| | | 18 x 48" | UP80NRC1848A | <input type="checkbox"/> <input type="checkbox"/> <input type="checkbox"/> <input type="checkbox"/> | 7.0# |
| | | 24 x 48" | UP80NRC2448A | <input type="checkbox"/> <input type="checkbox"/> <input type="checkbox"/> <input type="checkbox"/> | 8.0# |
| | | 30 x 48" | UP80NRC3048A | <input type="checkbox"/> <input type="checkbox"/> <input type="checkbox"/> <input type="checkbox"/> | 9.0# |
| | | 36 x 48" | UP80NRC3648A | <input type="checkbox"/> <input type="checkbox"/> <input type="checkbox"/> <input type="checkbox"/> | 10.0# |
| | | 42 x 48" | UP80NRC4248A | <input type="checkbox"/> <input type="checkbox"/> <input type="checkbox"/> <input type="checkbox"/> | 11.0# |
| | | 48 x 48" | UP80NRC4848A | <input type="checkbox"/> <input type="checkbox"/> <input type="checkbox"/> <input type="checkbox"/> | 12.0# |
| | | 54 x 48" | UP80NRC5448A | <input type="checkbox"/> <input type="checkbox"/> <input type="checkbox"/> <input type="checkbox"/> | 13.0# |
| | | 60 x 48" | UP80NRC6048A | <input type="checkbox"/> <input type="checkbox"/> <input type="checkbox"/> <input type="checkbox"/> | 14.0# |
| | | | | | |
| P80U | Fabric Tile - 54" H | 12 x 54" | UP80NRC1254A | <input type="checkbox"/> <input type="checkbox"/> <input type="checkbox"/> <input type="checkbox"/> | 7.0# |
| | | 18 x 54" | UP80NRC1854A | <input type="checkbox"/> <input type="checkbox"/> <input type="checkbox"/> <input type="checkbox"/> | 8.0# |
| | | 24 x 54" | UP80NRC2454A | <input type="checkbox"/> <input type="checkbox"/> <input type="checkbox"/> <input type="checkbox"/> | 9.0# |
| | | 30 x 54" | UP80NRC3054A | <input type="checkbox"/> <input type="checkbox"/> <input type="checkbox"/> <input type="checkbox"/> | 10.0# |
| | | 36 x 54" | UP80NRC3654A | <input type="checkbox"/> <input type="checkbox"/> <input type="checkbox"/> <input type="checkbox"/> | 11.0# |
| | | 42 x 54" | UP80NRC4254A | <input type="checkbox"/> <input type="checkbox"/> <input type="checkbox"/> <input type="checkbox"/> | 12.0# |
| | | 48 x 54" | UP80NRC4854A | <input type="checkbox"/> <input type="checkbox"/> <input type="checkbox"/> <input type="checkbox"/> | 13.0# |
| | | 54 x 54" | UP80NRC5454A | <input type="checkbox"/> <input type="checkbox"/> <input type="checkbox"/> <input type="checkbox"/> | 15.0# |
| | | 60 x 54" | UP80NRC6054A | <input type="checkbox"/> <input type="checkbox"/> <input type="checkbox"/> <input type="checkbox"/> | 16.0# |
| P80U | Fabric Tile - 60" H | 12 x 60" | UP80NRC1260A | <input type="checkbox"/> <input type="checkbox"/> <input type="checkbox"/> <input type="checkbox"/> | 8.0# |
| | | 18 x 60" | UP80NRC1860A | <input type="checkbox"/> <input type="checkbox"/> <input type="checkbox"/> <input type="checkbox"/> | 9.0# |
| | | 24 x 60" | UP80NRC2460A | <input type="checkbox"/> <input type="checkbox"/> <input type="checkbox"/> <input type="checkbox"/> | 10.0# |
| | | 30 x 60" | UP80NRC3060A | <input type="checkbox"/> <input type="checkbox"/> <input type="checkbox"/> <input type="checkbox"/> | 11.0# |
| | | 36 x 60" | UP80NRC3660A | <input type="checkbox"/> <input type="checkbox"/> <input type="checkbox"/> <input type="checkbox"/> | 12.0# |
| | | 42 x 60" | UP80NRC4260A | <input type="checkbox"/> <input type="checkbox"/> <input type="checkbox"/> <input type="checkbox"/> | 13.0# |
| | | 48 x 60" | UP80NRC4860A | <input type="checkbox"/> <input type="checkbox"/> <input type="checkbox"/> <input type="checkbox"/> | 14.0# |
| | | 54 x 60" | UP80NRC5460A | <input type="checkbox"/> <input type="checkbox"/> <input type="checkbox"/> <input type="checkbox"/> | 16.0# |
| | | 60 x 60" | UP80NRC6060A | <input type="checkbox"/> <input type="checkbox"/> <input type="checkbox"/> <input type="checkbox"/> | 17.0# |

A

B

HOW TO ORDER

Indicate the following information on order form:

1. Quantity of each item.
2. Model number, including options. See "How To Build a Model Number".
3. Any special service required.

Note:

- The ☐ indicates that a choice is required.
- The absence of the ☐ indicates that no choice is required.
- Alpha-numeric characters in place of ☐ indicate that no other alternatives are available.

HOW TO BUILD A MODEL NUMBER

- A** Select basic model.
- B** Select fabric color.
Refer to the **KI Color Addendum** or **KI Fabrics & Finishes binder**
Delivered pricing per tile.

INFORMATION

Fabric Disclaimer
Fabric will be applied as swatched by the fabric manufacturer. Fabric that is required to be applied differently than is swatched will need a Special Cost Request written specifying the direction the fabric is to be applied. The posted standard lead time will apply to the Special Cost Request.



Build Your Own Tiles

Fabric Tile - Highly Acoustic (3/4" Thick)

| Delivered Pricing Fabric Grade 1 & C.O.M. | Delivered Pricing Fabric Grade 2 | Delivered Pricing Fabric Grade 3 & Pallas Vertical Fabric Grade PV | Delivered Pricing Pallas Vertical Fabric Grade PV1 | Delivered Pricing Pallas Vertical Fabric Grade PV2 |
|---|--|--|---|---|
| \$ 130 | \$ 137 | \$ 149 | \$ 154 | \$ 174 |
| 150 | 157 | 176 | 181 | 199 |
| 171 | 178 | 194 | 201 | 221 |
| 190 | 201 | 220 | 230 | 249 |
| 213 | 223 | 242 | 256 | 279 |
| 232 | 243 | 267 | 278 | 306 |
| 241 | 259 | 278 | 289 | 320 |
| 276 | 290 | 318 | 329 | 364 |
| 279 | 296 | 323 | 332 | 368 |
| \$ 136 | \$ 143 | \$ 153 | \$ 167 | \$ 179 |
| 170 | 177 | 190 | 199 | 220 |
| 175 | 182 | 199 | 212 | 227 |
| 191 | 205 | 221 | 232 | 259 |
| 215 | 226 | 244 | 260 | 283 |
| 236 | 246 | 270 | 283 | 313 |
| 261 | 273 | 298 | 311 | 341 |
| 286 | 305 | 330 | 342 | 377 |
| 288 | 308 | 332 | 347 | 380 |
| \$ 150 | \$ 157 | \$ 176 | \$ 181 | \$ 199 |
| 175 | 182 | 199 | 212 | 227 |
| 180 | 188 | 209 | 218 | 237 |
| 198 | 209 | 227 | 237 | 269 |
| 217 | 228 | 246 | 262 | 287 |
| 249 | 269 | 289 | 301 | 331 |
| 263 | 278 | 301 | 316 | 346 |
| 288 | 308 | 332 | 347 | 380 |
| 299 | 318 | 345 | 358 | 395 |

SPECIAL SERVICES

Special Carton Marking

With specially marked information N/C

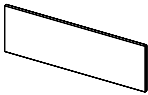
Shipping

Ships **knocked down, FOB Manitowoc, WI 54220, freight prepaid.** Freight class 70.

Specifications and prices are subject to change without prior notice.

Build Your Own Tiles

Fabric Tile - Highly Acoustic (3/4" Thick)

| | | | MODEL NUMBER | | Approx. Packaged Weight |
|--|---|----------|--------------|---|-------------------------|
| | | | Basic Model | Fabric Color | |
|  P80U | Fabric Tile - 66" H <ul style="list-style-type: none">• One fabric tile• Four nylon hooks• Fabric tiles yield a noise reduction coefficient of .80 | 12 x 66" | UP80NRC1266A | <input type="checkbox"/> <input type="checkbox"/> <input type="checkbox"/> <input type="checkbox"/> | 8.0# |
| | | 18 x 66" | UP80NRC1866A | <input type="checkbox"/> <input type="checkbox"/> <input type="checkbox"/> <input type="checkbox"/> | 9.0# |
| | | 24 x 66" | UP80NRC2466A | <input type="checkbox"/> <input type="checkbox"/> <input type="checkbox"/> <input type="checkbox"/> | 11.0# |
| | | 30 x 66" | UP80NRC3066A | <input type="checkbox"/> <input type="checkbox"/> <input type="checkbox"/> <input type="checkbox"/> | 12.0# |
| | | 36 x 66" | UP80NRC3666A | <input type="checkbox"/> <input type="checkbox"/> <input type="checkbox"/> <input type="checkbox"/> | 13.0# |
| | | 42 x 66" | UP80NRC4266A | <input type="checkbox"/> <input type="checkbox"/> <input type="checkbox"/> <input type="checkbox"/> | 14.0# |
| | | 48 x 66" | UP80NRC4866A | <input type="checkbox"/> <input type="checkbox"/> <input type="checkbox"/> <input type="checkbox"/> | 15.0# |
| | | 54 x 66" | UP80NRC5466A | <input type="checkbox"/> <input type="checkbox"/> <input type="checkbox"/> <input type="checkbox"/> | 17.0# |
| | | 60 x 66" | UP80NRC6066A | <input type="checkbox"/> <input type="checkbox"/> <input type="checkbox"/> <input type="checkbox"/> | 18.0# |
| P80U | Fabric Tile - 72" H | 12 x 72" | UP80NRC1272A | <input type="checkbox"/> <input type="checkbox"/> <input type="checkbox"/> <input type="checkbox"/> | 9.0# |
| | | 18 x 72" | UP80NRC1872A | <input type="checkbox"/> <input type="checkbox"/> <input type="checkbox"/> <input type="checkbox"/> | 10.0# |
| | | 24 x 72" | UP80NRC2472A | <input type="checkbox"/> <input type="checkbox"/> <input type="checkbox"/> <input type="checkbox"/> | 11.0# |
| | | 30 x 72" | UP80NRC3072A | <input type="checkbox"/> <input type="checkbox"/> <input type="checkbox"/> <input type="checkbox"/> | 13.0# |
| | | 36 x 72" | UP80NRC3672A | <input type="checkbox"/> <input type="checkbox"/> <input type="checkbox"/> <input type="checkbox"/> | 14.0# |
| | | 42 x 72" | UP80NRC4272A | <input type="checkbox"/> <input type="checkbox"/> <input type="checkbox"/> <input type="checkbox"/> | 15.0# |
| | | 48 x 72" | UP80NRC4872A | <input type="checkbox"/> <input type="checkbox"/> <input type="checkbox"/> <input type="checkbox"/> | 17.0# |
| | | 54 x 72" | UP80NRC5472A | <input type="checkbox"/> <input type="checkbox"/> <input type="checkbox"/> <input type="checkbox"/> | 18.0# |
| | | 60 x 72" | UP80NRC6072A | <input type="checkbox"/> <input type="checkbox"/> <input type="checkbox"/> <input type="checkbox"/> | 19.0# |
| P80U | Fabric Tile - 78" H | 12 x 78" | UP80NRC1278A | <input type="checkbox"/> <input type="checkbox"/> <input type="checkbox"/> <input type="checkbox"/> | 10.0# |
| | | 18 x 78" | UP80NRC1878A | <input type="checkbox"/> <input type="checkbox"/> <input type="checkbox"/> <input type="checkbox"/> | 11.0# |
| | | 24 x 78" | UP80NRC2478A | <input type="checkbox"/> <input type="checkbox"/> <input type="checkbox"/> <input type="checkbox"/> | 12.0# |
| | | 30 x 78" | UP80NRC3078A | <input type="checkbox"/> <input type="checkbox"/> <input type="checkbox"/> <input type="checkbox"/> | 14.0# |
| | | 36 x 78" | UP80NRC3678A | <input type="checkbox"/> <input type="checkbox"/> <input type="checkbox"/> <input type="checkbox"/> | 15.0# |
| | | 42 x 78" | UP80NRC4278A | <input type="checkbox"/> <input type="checkbox"/> <input type="checkbox"/> <input type="checkbox"/> | 16.0# |
| | | 48 x 78" | UP80NRC4878A | <input type="checkbox"/> <input type="checkbox"/> <input type="checkbox"/> <input type="checkbox"/> | 18.0# |
| | | 54 x 78" | UP80NRC5478A | <input type="checkbox"/> <input type="checkbox"/> <input type="checkbox"/> <input type="checkbox"/> | 19.0# |
| | | 60 x 78" | UP80NRC6078A | <input type="checkbox"/> <input type="checkbox"/> <input type="checkbox"/> <input type="checkbox"/> | 20.0# |

A

B

HOW TO ORDER

Indicate the following information on order form:

1. Quantity of each item.
2. Model number, including options. See "How To Build a Model Number".
3. Any special service required.

Note:

- The ☐ indicates that a choice is required.
- The absence of the ☐ indicates that no choice is required.
- Alpha-numeric characters in place of ☐ indicate that no other alternatives are available.

HOW TO BUILD A MODEL NUMBER

- A** Select basic model.
- B** Select fabric color.
Refer to the **KI Color Addendum** or **KI Fabrics & Finishes binder**
Delivered pricing per tile.

INFORMATION

Fabric Disclaimer
Fabric will be applied as swatched by the fabric manufacturer. Fabric that is required to be applied differently than is swatched will need a Special Cost Request written specifying the direction the fabric is to be applied. The posted standard lead time will apply to the Special Cost Request.



Build Your Own Tiles

Fabric Tile - Highly Acoustic (3/4" Thick)

| Delivered Pricing Fabric Grade 1 & C.O.M. | Delivered Pricing Fabric Grade 2 | Delivered Pricing Fabric Grade 3 & Pallas Vertical Fabric Grade PV | Delivered Pricing Pallas Vertical Fabric Grade PV1 | Delivered Pricing Pallas Vertical Fabric Grade PV2 |
|---|--|--|---|---|
| \$ 157 | \$ 169 | \$ 182 | \$ 188 | \$ 212 |
| 180 | 188 | 209 | 218 | 237 |
| 189 | 200 | 219 | 228 | 248 |
| 205 | 215 | 235 | 244 | 270 |
| 239 | 256 | 276 | 286 | 317 |
| 261 | 276 | 298 | 311 | 341 |
| 269 | 285 | 308 | 322 | 354 |
| 293 | 313 | 338 | 353 | 387 |
| 308 | 325 | 354 | 369 | 405 |
| \$ 168 | \$ 175 | \$ 188 | \$ 197 | \$ 217 |
| 188 | 198 | 218 | 227 | 245 |
| 194 | 206 | 225 | 235 | 260 |
| 219 | 235 | 254 | 267 | 290 |
| 240 | 257 | 277 | 287 | 318 |
| 262 | 277 | 300 | 314 | 345 |
| 273 | 288 | 316 | 325 | 359 |
| 298 | 317 | 342 | 355 | 393 |
| 314 | 331 | 360 | 376 | 412 |
| \$ 171 | \$ 178 | \$ 194 | \$ 201 | \$ 221 |
| 191 | 205 | 221 | 232 | 259 |
| 217 | 228 | 246 | 262 | 287 |
| 225 | 237 | 259 | 270 | 298 |
| 243 | 261 | 282 | 291 | 323 |
| 268 | 283 | 306 | 320 | 353 |
| 278 | 293 | 322 | 331 | 367 |
| 304 | 322 | 351 | 362 | 400 |
| 317 | 333 | 364 | 379 | 415 |

SPECIAL SERVICES

Special Carton Marking

With specially marked information N/C

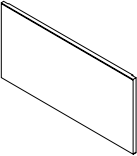
Shipping

Ships **knocked down, FOB Manitowoc, WI 54220, freight prepaid.** Freight class 70.

Specifications and prices are subject to change without prior notice.

Build Your Own Tiles

Solid Steel Tile

| | | | MODEL NUMBER | | Approx. Packaged Weight |
|---|---|----------|--------------|---|-------------------------|
| | | | Basic Model | Paint Color | |
|  PSTL | Solid Steel Tile - 12" H <ul style="list-style-type: none">• 22-gauge steel tile adhered to honey-comb core• Four nylon hooks | 12 x 12" | STS/1212 | <input type="checkbox"/> <input type="checkbox"/> | 2.0# |
| | | 18 x 12" | STS/1812 | <input type="checkbox"/> <input type="checkbox"/> | 3.0# |
| | | 24 x 12" | STS/2412 | <input type="checkbox"/> <input type="checkbox"/> | 4.0# |
| | | 30 x 12" | STS/3012 | <input type="checkbox"/> <input type="checkbox"/> | 5.0# |
| | | 36 x 12" | STS/3612 | <input type="checkbox"/> <input type="checkbox"/> | 5.0# |
| | | 42 x 12" | STS/4212 | <input type="checkbox"/> <input type="checkbox"/> | 6.0# |
| | | 48 x 12" | STS/4812 | <input type="checkbox"/> <input type="checkbox"/> | 7.0# |
| | | 54 x 12" | STS/5412 | <input type="checkbox"/> <input type="checkbox"/> | 8.0# |
| | | 60 x 12" | STS/6012 | <input type="checkbox"/> <input type="checkbox"/> | 9.0# |
| PSTL | Solid Steel Tile - 18" H | 12 x 18" | STS/1218 | <input type="checkbox"/> <input type="checkbox"/> | 3.0# |
| | | 18 x 18" | STS/1818 | <input type="checkbox"/> <input type="checkbox"/> | 5.0# |
| | | 24 x 18" | STS/2418 | <input type="checkbox"/> <input type="checkbox"/> | 6.0# |
| | | 30 x 18" | STS/3018 | <input type="checkbox"/> <input type="checkbox"/> | 7.0# |
| | | 36 x 18" | STS/3618 | <input type="checkbox"/> <input type="checkbox"/> | 8.0# |
| | | 42 x 18" | STS/4218 | <input type="checkbox"/> <input type="checkbox"/> | 9.0# |
| | | 48 x 18" | STS/4818 | <input type="checkbox"/> <input type="checkbox"/> | 11.0# |
| | | 54 x 18" | STS/5418 | <input type="checkbox"/> <input type="checkbox"/> | 12.0# |
| | | 60 x 18" | STS/6018 | <input type="checkbox"/> <input type="checkbox"/> | 13.0# |
| PSTL | Solid Steel Tile - 24" H | 12 x 24" | STS/1224 | <input type="checkbox"/> <input type="checkbox"/> | 4.0# |
| | | 18 x 24" | STS/1824 | <input type="checkbox"/> <input type="checkbox"/> | 5.0# |
| | | 24 x 24" | STS/2424 | <input type="checkbox"/> <input type="checkbox"/> | 7.0# |
| | | 30 x 24" | STS/3024 | <input type="checkbox"/> <input type="checkbox"/> | 9.0# |
| | | 36 x 24" | STS/3624 | <input type="checkbox"/> <input type="checkbox"/> | 10.0# |
| | | 42 x 24" | STS/4224 | <input type="checkbox"/> <input type="checkbox"/> | 12.0# |
| | | 48 x 24" | STS/4824 | <input type="checkbox"/> <input type="checkbox"/> | 14.0# |
| | | 54 x 24" | STS/5424 | <input type="checkbox"/> <input type="checkbox"/> | 15.0# |
| | | 60 x 24" | STS/6024 | <input type="checkbox"/> <input type="checkbox"/> | 17.0# |

A

B

HOW TO ORDER

Indicate the following information on order form:

1. Quantity of each item.
2. Model number, including options. See "How To Build a Model Number".
3. Any special service required.

Note:

- The ☐ indicates that a choice is required.
- The absence of the ☐ indicates that no choice is required.
- Alpha-numeric characters in place of ☐ indicate that no other alternatives are available.

HOW TO BUILD A MODEL NUMBER

- A** Select basic model.
- B** Select paint color.
Refer to the **KI Color Addendum** or **KI Fabrics & Finishes binder**



Build Your Own Tiles

Solid Steel Tile

Delivered
Pricing

\$ 48

52

57

58

67

71

72

88

90

\$ 54

57

70

72

82

90

91

96

99

\$ 59

80

87

90

106

111

112

153

155

SPECIAL SERVICES

Special Carton Marking

With specially marked information N/C

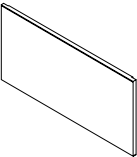
Shipping

Ships **knocked down, FOB Manitowoc, WI 54220, freight prepaid.** Freight class 70.

Specifications and prices are subject to change without prior notice.

Build Your Own Tiles

Solid Steel Tile

| | | | MODEL NUMBER | | Approx. Packaged Weight |
|---|--|----------|--------------|---|-------------------------|
| | | | Basic Model | Paint Color | |
|  PSTL | Solid Steel Tile - 30" H <ul style="list-style-type: none">• 22-gauge steel tile adhered to honey-comb• Four nylon hooks | 12 x 30" | STS/1230 | <input type="checkbox"/> <input type="checkbox"/> | 5.0# |
| | | 18 x 30" | STS/1830 | <input type="checkbox"/> <input type="checkbox"/> | 7.0# |
| | | 24 x 30" | STS/2430 | <input type="checkbox"/> <input type="checkbox"/> | 9.0# |
| | | 30 x 30" | STS/3030 | <input type="checkbox"/> <input type="checkbox"/> | 11.0# |
| | | 36 x 30" | STS/3630 | <input type="checkbox"/> <input type="checkbox"/> | 13.0# |
| | | 42 x 30" | STS/4230 | <input type="checkbox"/> <input type="checkbox"/> | 15.0# |
| | | 48 x 30" | STS/4830 | <input type="checkbox"/> <input type="checkbox"/> | 17.0# |
| | | 54 x 30" | STS/5430 | <input type="checkbox"/> <input type="checkbox"/> | 20.0# |
| | | 60 x 30" | STS/6030 | <input type="checkbox"/> <input type="checkbox"/> | 22.0# |
| PSTL | Solid Steel Tile - 36" H | 12 x 36" | STS/1236 | <input type="checkbox"/> <input type="checkbox"/> | 5.0# |
| | | 18 x 36" | STS/1836 | <input type="checkbox"/> <input type="checkbox"/> | 7.0# |
| | | 24 x 36" | STS/2436 | <input type="checkbox"/> <input type="checkbox"/> | 10.0# |
| | | 30 x 36" | STS/3036 | <input type="checkbox"/> <input type="checkbox"/> | 12.0# |
| | | 36 x 36" | STS/3636 | <input type="checkbox"/> <input type="checkbox"/> | 14.0# |
| | | 42 x 36" | STS/4236 | <input type="checkbox"/> <input type="checkbox"/> | 16.0# |
| | | 48 x 36" | STS/4836 | <input type="checkbox"/> <input type="checkbox"/> | 18.0# |
| | | 54 x 36" | STS/5436 | <input type="checkbox"/> <input type="checkbox"/> | 20.0# |
| PSTL | Solid Steel Tile - 42", 48", 54", 60", 66"H | 60 x 36" | STS/6036 | <input type="checkbox"/> <input type="checkbox"/> | 22.0# |
| | | 36 x 42" | STS/3642 | <input type="checkbox"/> <input type="checkbox"/> | 16.0# |
| | | 36 x 48" | STS/3648 | <input type="checkbox"/> <input type="checkbox"/> | 18.0# |
| | | 36 x 54" | STS/3654 | <input type="checkbox"/> <input type="checkbox"/> | 20.0# |
| | | 36 x 60" | STS/3660 | <input type="checkbox"/> <input type="checkbox"/> | 22.0# |
| | | 36 x 66" | STS/3666 | <input type="checkbox"/> <input type="checkbox"/> | 25.0# |

A

B

HOW TO ORDER

Indicate the following information on order form:

1. Quantity of each item.
2. Model number, including options. See "How To Build a Model Number".
3. Any special service required.

Note:

- The ☐ indicates that a choice is required.
- The absence of the ☐ indicates that no choice is required.
- Alpha-numeric characters in place of ☐ indicate that no other alternatives are available.

HOW TO BUILD A MODEL NUMBER

- A

Select basic model.
- B

Select paint color.
Refer to the **KI Color Addendum** or **KI Fabrics & Finishes binder**



Build Your Own Tiles

Solid Steel Tile

| Delivered Pricing | |
|-------------------|-----|
| \$ | 71 |
| | 80 |
| | 87 |
| | 96 |
| | 111 |
| | 155 |
| | 157 |
| | 167 |
| | 173 |
| \$ | 88 |
| | 104 |
| | 125 |
| | 137 |
| | 158 |
| | 173 |
| | 175 |
| | 215 |
| | 225 |
| \$ | 173 |
| | 175 |
| | 215 |
| | 225 |
| | 232 |

SPECIAL SERVICES

Special Carton Marking

With specially marked information N/C

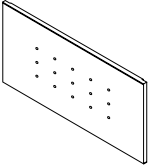
Shipping

Ships **knocked down, FOB Manitowoc, WI 54220, freight prepaid.** Freight class 70.

Specifications and prices are subject to change without prior notice.

Build Your Own Tiles

Dimpled Steel Tile

| | | MODEL NUMBER | | Approx. Packaged Weight |
|--|---|----------------|-----------------------------------|-------------------------------|
| | | Basic Model | Paint Color | |
|  PSTL | Dimpled Steel Tile - 30" H <ul style="list-style-type: none">• 22-gauge steel tile adhered to honey-comb core• Includes four mounting hooks | 12 x 12" | STD/1212 <input type="checkbox"/> | 2.0# |
| | | 18 x 12" | STD/1812 <input type="checkbox"/> | 3.0# |
| | | 24 x 12" | STD/2412 <input type="checkbox"/> | 4.0# |
| | | 30 x 12" | STD/3012 <input type="checkbox"/> | 5.0# |
| | | 36 x 12" | STD/3612 <input type="checkbox"/> | 5.0# |
| | | 42 x 12" | STD/4212 <input type="checkbox"/> | 6.0# |
| | | 48 x 12" | STD/4812 <input type="checkbox"/> | 7.0# |
| | | 54 x 12" | STD/5412 <input type="checkbox"/> | 8.0# |
| | | 60 x 12" | STD/6012 <input type="checkbox"/> | 9.0# |
| PSTL | Dimpled Steel Tile - 18" H | 12 x 18" | STD/1218 <input type="checkbox"/> | 2.0# |
| | | 18 x 18" | STD/1818 <input type="checkbox"/> | 2.0# |
| | | 24 x 18" | STD/2418 <input type="checkbox"/> | 2.0# |
| | | 30 x 18" | STD/3018 <input type="checkbox"/> | 2.0# |
| | | 36 x 18" | STD/3618 <input type="checkbox"/> | 2.0# |
| | | 42 x 18" | STD/4218 <input type="checkbox"/> | 2.0# |
| | | 48 x 18" | STD/4818 <input type="checkbox"/> | 2.0# |
| | | 54 x 18" | STD/5418 <input type="checkbox"/> | 2.0# |
| | | 60 x 18" | STD/6018 <input type="checkbox"/> | 8.0# |
| PSTL | Dimpled Steel Tile - 24" H | 12 x 24" | STD/1224 <input type="checkbox"/> | 4.0# |
| | | 18 x 24" | STD/1824 <input type="checkbox"/> | 5.0# |
| | | 24 x 24" | STD/2424 <input type="checkbox"/> | 7.0# |
| | | 30 x 24" | STD/3024 <input type="checkbox"/> | 9.0# |
| | | 36 x 24" | STD/3624 <input type="checkbox"/> | 10.0# |
| | | 42 x 24" | STD/4224 <input type="checkbox"/> | 12.0# |
| | | 48 x 24" | STD/4824 <input type="checkbox"/> | 14.0# |
| | | 54 x 24" | STD/5424 <input type="checkbox"/> | 15.0# |
| | | 60 x 24" | STD/6024 <input type="checkbox"/> | 17.0# |

A

B

HOW TO ORDER

Indicate the following information on order form:

1. Quantity of each item.
2. Model number, including options. See "How To Build a Model Number".
3. Any special service required.

Note:

- The ☐ indicates that a choice is required.
- The absence of the ☐ indicates that no choice is required.
- Alpha-numeric characters in place of ☐ indicate that no other alternatives are available.

HOW TO BUILD A MODEL NUMBER

- A** Select basic model.
- B** Select paint color.
Refer to the **KI Color Addendum** or **KI Fabrics & Finishes binder**



Build Your Own Tiles

Dimpled Steel Tile

| Delivered Pricing | |
|-------------------|-----|
| \$ | 49 |
| | 57 |
| | 59 |
| | 62 |
| | 71 |
| | 73 |
| | 76 |
| | 93 |
| | 95 |
| \$ | 58 |
| | 59 |
| | 72 |
| | 76 |
| | 87 |
| | 95 |
| | 96 |
| | 100 |
| | 104 |
| \$ | 63 |
| | 82 |
| | 91 |
| | 95 |
| | 111 |
| | 116 |
| | 118 |
| | 167 |
| | 168 |

SPECIAL SERVICES

Special Carton Marking

With specially marked information N/C

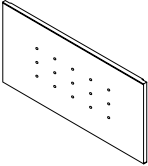
Shipping

Ships **knocked down, FOB Manitowoc, WI 54220, freight prepaid.** Freight class 70.

Specifications and prices are subject to change without prior notice.

Build Your Own Tiles

Dimpled Steel Tile

| | | | MODEL NUMBER | | Approx. Packaged Weight |
|--|--|----------|--------------|---|-------------------------|
| | | | Basic Model | Paint Color | |
|  | Dimpled Steel Tile - 30" H <ul style="list-style-type: none">• 22-gauge steel tile adhered to honey-comb• Includes four mounting hooks | 12 x 30" | STD/1230 | <input type="checkbox"/> <input type="checkbox"/> | 2.0# |
| | | 18 x 30" | STD/1830 | <input type="checkbox"/> <input type="checkbox"/> | 2.0# |
| | | 24 x 30" | STD/2430 | <input type="checkbox"/> <input type="checkbox"/> | 2.0# |
| | | 30 x 30" | STD/3030 | <input type="checkbox"/> <input type="checkbox"/> | 2.0# |
| | | 36 x 30" | STD/3630 | <input type="checkbox"/> <input type="checkbox"/> | 2.0# |
| | | 42 x 30" | STD/4230 | <input type="checkbox"/> <input type="checkbox"/> | 2.0# |
| | | 48 x 30" | STD/4830 | <input type="checkbox"/> <input type="checkbox"/> | 2.0# |
| | | 54 x 30" | STD/5430 | <input type="checkbox"/> <input type="checkbox"/> | 2.0# |
| | | 60 x 30" | STD/6030 | <input type="checkbox"/> <input type="checkbox"/> | 2.0# |
| PSTL | Dimpled Steel Tile - 36" H | 12 x 36" | STD/1236 | <input type="checkbox"/> <input type="checkbox"/> | 5.0# |
| | | 18 x 36" | STD/1836 | <input type="checkbox"/> <input type="checkbox"/> | 7.0# |
| | | 24 x 36" | STD/2436 | <input type="checkbox"/> <input type="checkbox"/> | 10.0# |
| | | 30 x 36" | STD/3036 | <input type="checkbox"/> <input type="checkbox"/> | 12.0# |
| | | 36 x 36" | STD/3636 | <input type="checkbox"/> <input type="checkbox"/> | 14.0# |
| | | 42 x 36" | STD/4236 | <input type="checkbox"/> <input type="checkbox"/> | 16.0# |
| | | 48 x 36" | STD/4836 | <input type="checkbox"/> <input type="checkbox"/> | 18.0# |
| | | 54 x 36" | STD/5436 | <input type="checkbox"/> <input type="checkbox"/> | 20.0# |
| PSTL | Dimpled Steel Tile - 42", 48", 54", 60", 66"H | 60 x 36" | STD/6036 | <input type="checkbox"/> <input type="checkbox"/> | 22.0# |
| | | 36 x 42" | STD/3642 | <input type="checkbox"/> <input type="checkbox"/> | 16.0# |
| | | 36 x 48" | STD/3648 | <input type="checkbox"/> <input type="checkbox"/> | 18.0# |
| | | 36 x 54" | STD/3654 | <input type="checkbox"/> <input type="checkbox"/> | 20.0# |
| | | 36 x 60" | STD/3660 | <input type="checkbox"/> <input type="checkbox"/> | 22.0# |
| | | 36 x 66" | STD/3666 | <input type="checkbox"/> <input type="checkbox"/> | 22.0# |

A

B

HOW TO ORDER

Indicate the following information on order form:

1. Quantity of each item.
2. Model number, including options. See "How To Build a Model Number".
3. Any special service required.

Note:

- The ☐ indicates that a choice is required.
- The absence of the ☐ indicates that no choice is required.
- Alpha-numeric characters in place of ☐ indicate that no other alternatives are available.

HOW TO BUILD A MODEL NUMBER

- A** Select basic model.
- B** Select paint color.
Refer to the **KI Color Addendum** or **KI Fabrics & Finishes binder**



Build Your Own Tiles

Dimpled Steel Tile

| Delivered Pricing | |
|-------------------|-----|
| \$ | 73 |
| | 82 |
| | 91 |
| | 100 |
| | 116 |
| | 168 |
| | 169 |
| | 173 |
| | 179 |
| \$ | 90 |
| | 106 |
| | 126 |
| | 138 |
| | 161 |
| | 174 |
| | 177 |
| | 216 |
| | 226 |
| \$ | 174 |
| | 177 |
| | 216 |
| | 226 |
| | 234 |

SPECIAL SERVICES

Special Carton Marking

With specially marked information N/C


Shipping

Ships **knocked down, FOB Manitowoc, WI 54220, freight prepaid.** Freight class 70.

Specifications and prices are subject to change without prior notice.

Build Your Own Tiles

Perforated Steel Tile

| | | MODEL NUMBER | | Approx. Packaged Weight |
|---|--|----------------|------------------|---|
| | | Basic Model | Paint Color | |
| MODEL | W x H | | | |
|  PSTP | Perforated Steel Tile - 12" H - Set of (2) Tiles | 12 x 12" | PSTP/SET/STP1212 | <input type="checkbox"/> <input type="checkbox"/> 5.0# |
| | | 18 x 12" | PSTP/SET/STP1812 | <input type="checkbox"/> <input type="checkbox"/> 3.0# |
| | <ul style="list-style-type: none">• 20-gauge steel tile• 3/32" dia. holes• 5/32" staggered centers• Perforated on front and four edges• Includes 8 mounting hooks• Set of 2 tiles | 24 x 12" | PSTP/SET/STP2412 | <input type="checkbox"/> <input type="checkbox"/> 4.0# |
| | | 30 x 12" | PSTP/SET/STP3012 | <input type="checkbox"/> <input type="checkbox"/> 5.0# |
| | | 36 x 12" | PSTP/SET/STP3612 | <input type="checkbox"/> <input type="checkbox"/> 6.0# |
| | | 42 x 12" | PSTP/SET/STP4212 | <input type="checkbox"/> <input type="checkbox"/> 7.0# |
| | | 48 x 12" | PSTP/SET/STP4812 | <input type="checkbox"/> <input type="checkbox"/> 8.0# |
| | | 54 x 12" | PSTP/SET/STP5412 | <input type="checkbox"/> <input type="checkbox"/> 9.0# |
| | | 60 x 12" | PSTP/SET/STP6012 | <input type="checkbox"/> <input type="checkbox"/> 10.0# |
| PSTP | Perforated Steel Tile - 18" H - Set of (2) Tiles | 12 x 18" | PSTP/SET/STP1218 | <input type="checkbox"/> <input type="checkbox"/> 3.0# |
| | | 18 x 18" | PSTP/SET/STP1818 | <input type="checkbox"/> <input type="checkbox"/> 5.0# |
| | | 24 x 18" | PSTP/SET/STP2418 | <input type="checkbox"/> <input type="checkbox"/> 6.0# |
| | | 30 x 18" | PSTP/SET/STP3018 | <input type="checkbox"/> <input type="checkbox"/> 7.0# |
| | | 36 x 18" | PSTP/SET/STP3618 | <input type="checkbox"/> <input type="checkbox"/> 8.0# |
| | | 42 x 18" | PSTP/SET/STP4218 | <input type="checkbox"/> <input type="checkbox"/> 10.0# |
| | | 48 x 18" | PSTP/SET/STP4818 | <input type="checkbox"/> <input type="checkbox"/> 11.0# |
| | | 54 x 18" | PSTP/SET/STP5418 | <input type="checkbox"/> <input type="checkbox"/> 12.0# |
| | | 60 x 18" | PSTP/SET/STP6018 | <input type="checkbox"/> <input type="checkbox"/> 14.0# |
| PSTP | Perforated Steel Tile - 24" H - Set of (2) Tiles | 12 x 24" | PSTP/SET/STP1224 | <input type="checkbox"/> <input type="checkbox"/> 4.0# |
| | | 18 x 24" | PSTP/SET/STP1824 | <input type="checkbox"/> <input type="checkbox"/> 6.0# |
| | | 24 x 24" | PSTP/SET/STP2424 | <input type="checkbox"/> <input type="checkbox"/> 7.0# |
| | | 30 x 24" | PSTP/SET/STP3024 | <input type="checkbox"/> <input type="checkbox"/> 9.0# |
| | | 36 x 24" | PSTP/SET/STP3624 | <input type="checkbox"/> <input type="checkbox"/> 11.0# |
| | | 42 x 24" | PSTP/SET/STP4224 | <input type="checkbox"/> <input type="checkbox"/> 13.0# |
| | | 48 x 24" | PSTP/SET/STP4824 | <input type="checkbox"/> <input type="checkbox"/> 14.0# |
| | | 54 x 24" | PSTP/SET/STP5424 | <input type="checkbox"/> <input type="checkbox"/> 16.0# |
| | | 60 x 24" | PSTP/SET/STP6024 | <input type="checkbox"/> <input type="checkbox"/> 18.0# |

A **B**

HOW TO ORDER

Indicate the following information on order form:

1. Quantity of each item.
2. Model number, including options. See "How To Build a Model Number".
3. Any special service required.

Note:

- The ☐ indicates that a choice is required.
- The absence of the ☐ indicates that no choice is required.
- Alpha-numeric characters in place of ☐ indicate that no other alternatives are available.

HOW TO BUILD A MODEL NUMBER

A Select basic model.

B Select paint color.
Refer to the **KI Color Addendum** or **KI Fabrics & Finishes binder**



Build Your Own Tiles

Perforated Steel Tile

| Delivered Pricing | |
|-------------------|-----|
| \$ | 99 |
| | 115 |
| | 129 |
| | 145 |
| | 174 |
| | 179 |
| | 189 |
| | 270 |
| | 278 |
| \$ | 115 |
| | 137 |
| | 171 |
| | 174 |
| | 218 |
| | 234 |
| | 243 |
| | 356 |
| | 359 |
| \$ | 152 |
| | 212 |
| | 248 |
| | 257 |
| | 352 |
| | 354 |
| | 359 |
| | 597 |
| | 608 |

SPECIAL SERVICES

Special Carton Marking

With specially marked information N/C


Shipping

Ships **knocked down, FOB Manitowoc, WI 54220, freight prepaid.** Freight class 70.

Specifications and prices are subject to change without prior notice.

Build Your Own Tiles

Perforated Steel Tile

| | | | MODEL NUMBER | | Approx. Packaged Weight |
|---|--|----------|------------------|--------------------------|-------------------------|
| | | | Basic Model | Paint Color | |
| | MODEL | W x H | | | |
|  PSTP | Perforated Steel Tile - 30" H - Set of (2) Tiles <ul style="list-style-type: none">• 20-gauge steel tile• 3/32" dia. holes• 5/32" staggered centers• Perforated on front and four edges• Includes 8 mounting hooks• Set of 2 tiles | 12 x 30" | PSTP/SET/STP1230 | <input type="checkbox"/> | 5.0# |
| | | 18 x 30" | PSTP/SET/STP1830 | <input type="checkbox"/> | 7.0# |
| | | 24 x 30" | PSTP/SET/STP2430 | <input type="checkbox"/> | 9.0# |
| | | 30 x 30" | PSTP/SET/STP3030 | <input type="checkbox"/> | 11.0# |
| | | 36 x 30" | PSTP/SET/STP3630 | <input type="checkbox"/> | 13.0# |
| | | 42 x 30" | PSTP/SET/STP4230 | <input type="checkbox"/> | 15.0# |
| | | 48 x 30" | PSTP/SET/STP4830 | <input type="checkbox"/> | 17.0# |
| | | 54 x 30" | PSTP/SET/STP5430 | <input type="checkbox"/> | 20.0# |
| | | 60 x 30" | PSTP/SET/STP6030 | <input type="checkbox"/> | 22.0# |
| PSTP | Perforated Steel Tile - 36" H - Set of (2) Tiles | 12 x 36" | PSTP/SET/STP1236 | <input type="checkbox"/> | 5.0# |
| | | 18 x 36" | PSTP/SET/STP1836 | <input type="checkbox"/> | 5.0# |
| | | 24 x 36" | PSTP/SET/STP2436 | <input type="checkbox"/> | 5.0# |
| | | 30 x 36" | PSTP/SET/STP3036 | <input type="checkbox"/> | 5.0# |
| | | 36 x 36" | PSTP/SET/STP3636 | <input type="checkbox"/> | 5.0# |
| | | 42 x 36" | PSTP/SET/STP4236 | <input type="checkbox"/> | 5.0# |
| | | 48 x 36" | PSTP/SET/STP4836 | <input type="checkbox"/> | 5.0# |
| | | 54 x 36" | PSTP/SET/STP5436 | <input type="checkbox"/> | 5.0# |
| | | 60 x 36" | PSTP/SET/STP6036 | <input type="checkbox"/> | 5.0# |
| PSTP | Perforated Steel Tile - 42", 48", 54", 60", 66"H - Set of (2) Tiles | 36 x 42" | PSTP/SET/STP3642 | <input type="checkbox"/> | 5.0# |
| | | 36 x 48" | PSTP/SET/STP3648 | <input type="checkbox"/> | 5.0# |
| | | 36 x 54" | PSTP/SET/STP3654 | <input type="checkbox"/> | 5.0# |
| | | 36 x 60" | PSTP/SET/STP3660 | <input type="checkbox"/> | 5.0# |
| | | 36 x 66" | PSTP/SET/STP3666 | <input type="checkbox"/> | 5.0# |
| | | | A | B | |

HOW TO ORDER

Indicate the following information on order form:

1. Quantity of each item.
2. Model number, including options. See "How To Build a Model Number".
3. Any special service required.

Note:

- The ☐ indicates that a choice is required.
- The absence of the ☐ indicates that no choice is required.
- Alpha-numeric characters in place of ☐ indicate that no other alternatives are available.

HOW TO BUILD A MODEL NUMBER

- A** Select basic model.
- B** Select paint color.
Refer to the **KI Color Addendum** or **KI Fabrics & Finishes binder**



| Delivered Pricing | |
|-------------------|-----|
| \$ | 171 |
| | 214 |
| | 248 |
| | 271 |
| | 354 |
| | 359 |
| | 364 |
| | 608 |
| | 611 |
| \$ | 194 |
| | 237 |
| | 273 |
| | 298 |
| | 368 |
| | 377 |
| | 378 |
| | 613 |
| | 627 |
| \$ | 377 |
| | 378 |
| | 613 |
| | 627 |
| | 654 |

SPECIAL SERVICES

Special Carton Marking

With specially marked information N/C

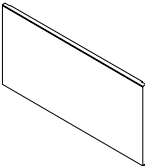
Shipping

Ships **knocked down, FOB Manitowoc, WI 54220, freight prepaid.** Freight class 70.

Specifications and prices are subject to change without prior notice.

Build Your Own Tiles

Steel Marker Tile

| | | | MODEL NUMBER | Approx. Packaged Weight |
|--|--|----------------|----------------------------------|-------------------------------|
| MODEL | W x H | Basic Model | | |
|  PSTL | Steel Marker Tile - 12" H | 12 x 12" | STM/1212 | 2.0# |
| | <ul style="list-style-type: none">• Constructed of 22-gauge solid steel tile• Honeycomb core adhered to back of tile to dampen sound• Magnetic tray sold separately. Does not include markers or eraser• For best results use alcohol base markers• Includes four mounting hooks | 18 x 12" | STM/1812 | 3.0# |
| | | 24 x 12" | STM/2412 | 4.0# |
| | | 30 x 12" | STM/3012 | 5.0# |
| | | 36 x 12" | STM/3612 | 6.0# |
| | | 42 x 12" | STM/4212 | 7.0# |
| | | 48 x 12" | STM/4812 | 8.0# |
| | | 54 x 12" | STM/5412 | 9.0# |
| | | 60 x 12" | STM/6012 | 10.0# |
| | | PSTL | Steel Marker Tile - 18" H | 12 x 18" |
| 18 x 18" | STM/1818 | | 5.0# | |
| 24 x 18" | STM/2418 | | 6.0# | |
| 30 x 18" | STM/3018 | | 7.0# | |
| 36 x 18" | STM/3618 | | 8.0# | |
| 42 x 18" | STM/4218 | | 10.0# | |
| 48 x 18" | STM/4818 | | 11.0# | |
| 54 x 18" | STM/5418 | | 12.0# | |
| 60 x 18" | STM/6018 | 14.0# | | |
| PSTL | Steel Marker Tile - 24" H | 12 x 24" | STM/1224 | 4.0# |
| | 18 x 24" | STM/1824 | 6.0# | |
| | 24 x 24" | STM/2424 | 7.0# | |
| | 30 x 24" | STM/3024 | 9.0# | |
| | 36 x 24" | STM/3624 | 11.0# | |
| | 42 x 24" | STM/4224 | 13.0# | |
| | 48 x 24" | STM/4824 | 14.0# | |
| | 54 x 24" | STM/5424 | 16.0# | |
| 60 x 24" | STM/6024 | 18.0# | | |

A

HOW TO ORDER

Indicate the following information on order form:

1. Quantity of each item.
2. Model number, including options. See "How To Build a Model Number".
3. Any special service required.

Note:

- The ☐ indicates that a choice is required.
- The absence of the ☐ indicates that no choice is required.
- Alpha-numeric characters in place of ☐ indicate that no other alternatives are available.

HOW TO BUILD A MODEL NUMBER

A Select basic model.



| Delivered Pricing | |
|-------------------|-----|
| \$ | 71 |
| | 80 |
| | 86 |
| | 90 |
| | 104 |
| | 106 |
| | 107 |
| | 146 |
| | 149 |
| \$ | 80 |
| | 88 |
| | 100 |
| | 102 |
| | 126 |
| | 127 |
| | 127 |
| | 179 |
| | 184 |
| \$ | 96 |
| | 118 |
| | 137 |
| | 138 |
| | 178 |
| | 180 |
| | 184 |
| | 286 |
| | 293 |

SPECIAL SERVICES

Special Carton Marking

With specially marked information N/C

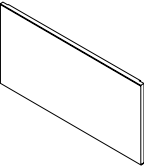

Shipping

Ships **knocked down, FOB Manitowoc, WI 54220, freight prepaid.** Freight class 70.

Specifications and prices are subject to change without prior notice.

Build Your Own Tiles

Steel Marker Tile

| | | | MODEL NUMBER | Approx. Packaged Weight |
|---|---|-------------|----------------|-------------------------------|
| | | | Basic Model | |
|  PSTL | Steel Marker Tile - 30" H <ul style="list-style-type: none">Constructed of 22-gauge solid steel tileHoneycomb core adhered to back of tile to dampen soundMagnetic tray sold separately. Does not include markers or eraserFor best results use alcohol base markersIncludes four mounting hooks | 12 x 30" | STM/1230 | 5.0# |
| | | 18 x 30" | STM/1830 | 7.0# |
| | | 24 x 30" | STM/2430 | 9.0# |
| | | 30 x 30" | STM/3030 | 11.0# |
| | | 36 x 30" | STM/3630 | 13.0# |
| | | 42 x 30" | STM/4230 | 15.0# |
| | | 48 x 30" | STM/4830 | 17.0# |
| | | 54 x 30" | STM/5430 | 20.0# |
| | | 60 x 30" | STM/6030 | 21.0# |
| PSTL | Steel Marker Tile - 36" H | 12 x 36" | STM/1236 | 5.0# |
| | | 18 x 36" | STM/1836 | 8.0# |
| | | 24 x 36" | STM/2436 | 10.0# |
| | | 30 x 36" | STM/3036 | 12.0# |
| | | 36 x 36" | STM/3636 | 14.0# |
| | | 42 x 36" | STM/4236 | 16.0# |
| | | 48 x 36" | STM/4836 | 18.0# |
| | | 54 x 36" | STM/5436 | 21.0# |
| PSTL | Steel Marker Tile - 42,48,54,60,66" H | 36 x 42" | STM/3642 | 16.0# |
| | | 36 x 48" | STM/3648 | 18.0# |
| | | 36 x 54" | STM/3654 | 21.0# |
| | | 36 x 60" | STM/3660 | 24.0# |
| | | 36 x 66" | STM/3666 | 26.0# |
|  HRDPT | Magnetic Tray <ul style="list-style-type: none">Constructed of aluminum with magnetic back | 16 x 2-1/2" | MB.TRAY | 1.0# |
| | | | | |
| | | | | |
| HRDPT | Marker Kit <ul style="list-style-type: none">Magnetic TrayDry EraserFour dry erase pens (alcohol based) | | MB.MARKERKIT | 1.0# |
| | | | | |
| | | | | |

A

HOW TO ORDER

Indicate the following information on order form:

- Quantity of each item.
- Model number, including options. See "How To Build a Model Number".
- Any special service required.

Note:

- The ☐ indicates that a choice is required.
- The absence of the ☐ indicates that no choice is required.
- Alpha-numeric characters in place of ☐ indicate that no other alternatives are available.

HOW TO BUILD A MODEL NUMBER

A Select basic model.



| Delivered Pricing | |
|-------------------|-----|
| \$ | 100 |
| | 119 |
| | 138 |
| | 145 |
| | 180 |
| | 188 |
| | 189 |
| | 298 |
| | 311 |
| \$ | 100 |
| | 122 |
| | 139 |
| | 148 |
| | 188 |
| | 189 |
| | 205 |
| | 316 |
| | 324 |
| \$ | 189 |
| | 205 |
| | 316 |
| | 324 |
| | 329 |
| \$ | 39 |
| | |
| | |
| | |
| \$ | 95 |
| | |
| | |
| | |

SPECIAL SERVICES

Special Carton Marking

With specially marked information N/C

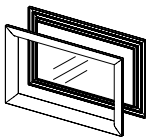
Shipping

Ships **knocked down, FOB Manitowoc, WI 54220, freight prepaid.** Freight class 70.

Specifications and prices are subject to change without prior notice.

Build Your Own Tiles

Glass Tile

| | | | MODEL NUMBER | | | Approx. Packaged Weight |
|--|--|----------------|-----------------|--|---|-------------------------------|
| MODEL | W x H | Basic Model | Glass Finish | Paint Color | | |
|  | Glass Tile - 12" H <ul style="list-style-type: none">• Single pane, 1/4" thick glass• Set of two powder-coated aluminum window frames• 16 nylon hooks | 12 x 12" | PGT1212 | <input type="checkbox"/> <input type="checkbox"/> <input type="checkbox"/> | <input type="checkbox"/> <input type="checkbox"/> | 5.0# |
| | | 18 x 12" | PGT1812 | <input type="checkbox"/> <input type="checkbox"/> <input type="checkbox"/> | <input type="checkbox"/> <input type="checkbox"/> | 7.0# |
| | | 24 x 12" | PGT2412 | <input type="checkbox"/> <input type="checkbox"/> <input type="checkbox"/> | <input type="checkbox"/> <input type="checkbox"/> | 10.0# |
| | | 30 x 12" | PGT3012 | <input type="checkbox"/> <input type="checkbox"/> <input type="checkbox"/> | <input type="checkbox"/> <input type="checkbox"/> | 12.0# |
| | | 36 x 12" | PGT3612 | <input type="checkbox"/> <input type="checkbox"/> <input type="checkbox"/> | <input type="checkbox"/> <input type="checkbox"/> | 14.0# |
| | | 42 x 12" | PGT4212 | <input type="checkbox"/> <input type="checkbox"/> <input type="checkbox"/> | <input type="checkbox"/> <input type="checkbox"/> | 16.0# |
| | | 48 x 12" | PGT4812 | <input type="checkbox"/> <input type="checkbox"/> <input type="checkbox"/> | <input type="checkbox"/> <input type="checkbox"/> | 18.0# |
| | | PGT | | | | |
| PGT | Glass Tile - 18" H | 12 x 18" | PGT1218 | <input type="checkbox"/> <input type="checkbox"/> <input type="checkbox"/> | <input type="checkbox"/> <input type="checkbox"/> | 7.0# |
| | | 18 x 18" | PGT1818 | <input type="checkbox"/> <input type="checkbox"/> <input type="checkbox"/> | <input type="checkbox"/> <input type="checkbox"/> | 10.0# |
| | | 24 x 18" | PGT2418 | <input type="checkbox"/> <input type="checkbox"/> <input type="checkbox"/> | <input type="checkbox"/> <input type="checkbox"/> | 13.0# |
| | | 30 x 18" | PGT3018 | <input type="checkbox"/> <input type="checkbox"/> <input type="checkbox"/> | <input type="checkbox"/> <input type="checkbox"/> | 16.0# |
| | | 36 x 18" | PGT3618 | <input type="checkbox"/> <input type="checkbox"/> <input type="checkbox"/> | <input type="checkbox"/> <input type="checkbox"/> | 19.0# |
| | | 42 x 18" | PGT4218 | <input type="checkbox"/> <input type="checkbox"/> <input type="checkbox"/> | <input type="checkbox"/> <input type="checkbox"/> | 21.0# |
| | | 48 x 18" | PGT4818 | <input type="checkbox"/> <input type="checkbox"/> <input type="checkbox"/> | <input type="checkbox"/> <input type="checkbox"/> | 24.0# |
| | | | | | | |
| PGT | Glass Tile - 24" H | 12 x 24" | PGT1224 | <input type="checkbox"/> <input type="checkbox"/> <input type="checkbox"/> | <input type="checkbox"/> <input type="checkbox"/> | 10.0# |
| | | 18 x 24" | PGT1824 | <input type="checkbox"/> <input type="checkbox"/> <input type="checkbox"/> | <input type="checkbox"/> <input type="checkbox"/> | 13.0# |
| | | 24 x 24" | PGT2424 | <input type="checkbox"/> <input type="checkbox"/> <input type="checkbox"/> | <input type="checkbox"/> <input type="checkbox"/> | 17.0# |
| | | 30 x 24" | PGT3024 | <input type="checkbox"/> <input type="checkbox"/> <input type="checkbox"/> | <input type="checkbox"/> <input type="checkbox"/> | 20.0# |
| | | 36 x 24" | PGT3624 | <input type="checkbox"/> <input type="checkbox"/> <input type="checkbox"/> | <input type="checkbox"/> <input type="checkbox"/> | 24.0# |
| | | 42 x 24" | PGT4224 | <input type="checkbox"/> <input type="checkbox"/> <input type="checkbox"/> | <input type="checkbox"/> <input type="checkbox"/> | 27.0# |
| | | 48 x 24" | PGT4824 | <input type="checkbox"/> <input type="checkbox"/> <input type="checkbox"/> | <input type="checkbox"/> <input type="checkbox"/> | 31.0# |
| | | | | | | |
| PGT | Glass Tile - 30" H | 12 x 30" | PGT1230 | <input type="checkbox"/> <input type="checkbox"/> <input type="checkbox"/> | <input type="checkbox"/> <input type="checkbox"/> | 12.0# |
| | | 18 x 30" | PGT1830 | <input type="checkbox"/> <input type="checkbox"/> <input type="checkbox"/> | <input type="checkbox"/> <input type="checkbox"/> | 16.0# |
| | | 24 x 30" | PGT2430 | <input type="checkbox"/> <input type="checkbox"/> <input type="checkbox"/> | <input type="checkbox"/> <input type="checkbox"/> | 20.0# |
| | | 30 x 30" | PGT3030 | <input type="checkbox"/> <input type="checkbox"/> <input type="checkbox"/> | <input type="checkbox"/> <input type="checkbox"/> | 25.0# |
| | | 36 x 30" | PGT3630 | <input type="checkbox"/> <input type="checkbox"/> <input type="checkbox"/> | <input type="checkbox"/> <input type="checkbox"/> | 28.0# |
| | | 42 x 30" | PGT4230 | <input type="checkbox"/> <input type="checkbox"/> <input type="checkbox"/> | <input type="checkbox"/> <input type="checkbox"/> | 33.0# |
| | | 48 x 30" | PGT4830 | <input type="checkbox"/> <input type="checkbox"/> <input type="checkbox"/> | <input type="checkbox"/> <input type="checkbox"/> | 37.0# |
| | | | | | | |

A **B** **C**

HOW TO ORDER

Indicate the following information on order form:

1. Quantity of each item.
2. Model number, including options. See "How To Build a Model Number".
3. Any special service required.

Note:

- The ☐ indicates that a choice is required.
- The absence of the ☐ indicates that no choice is required.
- Alpha-numeric characters in place of ☐ indicate that no other alternatives are available.

HOW TO BUILD A MODEL NUMBER

- A** Select basic model.
- B** Select glass finish.
- | | |
|------------|------------------|
| GLA | - Clear |
| BRZ | - Tinted/Bronze |
| GLC | - White Laminate |
- C** Select paint color.
Refer to the **KI Color Addendum** or **KI Fabrics & Finishes binder**.
Metallic paint requires upcharge.



Build Your Own Tiles

Glass Tile

| Clear (C) | Tinted/Bronze (T) | White Laminate (W) | Metallic Paint add to list price |
|--------------|----------------------|--------------------------|---|
| \$ 299 | \$ 316 | \$ 389 | \$ 9 |
| 320 | 333 | 414 | 11 |
| 331 | 351 | 432 | 12 |
| 368 | 387 | 478 | 12 |
| 408 | 426 | 530 | 16 |
| 453 | 476 | 590 | 17 |
| 459 | 483 | 596 | 26 |
| \$ 320 | \$ 333 | \$ 414 | \$ 11 |
| 338 | 356 | 440 | 11 |
| 358 | 376 | 465 | 12 |
| 400 | 417 | 518 | 16 |
| 439 | 461 | 568 | 17 |
| 486 | 509 | 633 | 20 |
| 500 | 524 | 649 | 27 |
| \$ 330 | \$ 351 | \$ 432 | \$ 12 |
| 358 | 376 | 465 | 12 |
| 377 | 397 | 491 | 16 |
| 420 | 443 | 548 | 17 |
| 465 | 490 | 601 | 20 |
| 516 | 544 | 673 | 21 |
| 529 | 557 | 688 | 29 |
| \$ 353 | \$ 369 | \$ 459 | \$ 12 |
| 377 | 397 | 491 | 16 |
| 402 | 422 | 521 | 17 |
| 453 | 476 | 590 | 20 |
| 501 | 525 | 650 | 21 |
| 555 | 584 | 720 | 26 |
| 569 | 597 | 739 | 30 |

SPECIAL SERVICES

Special Carton Marking

With specially marked information N/C

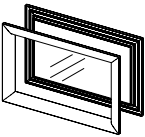
Shipping

Ships **knocked down, FOB Manitowoc, WI 54220, freight prepaid.** Freight class 70.

Specifications and prices are subject to change without prior notice.

Build Your Own Tiles

Glass Tile

| | | MODEL NUMBER | | | | |
|---|--|--------------|-------------|--|---|-------------------------|
| | | | | | | |
| MODEL | | W x H | Basic Model | Glass Finish | Paint Color | Approx. Packaged Weight |
|  | Glass Tile - 36" H <ul style="list-style-type: none">Single pane, 1/4" thick glassSet of two powder-coated aluminum window frames16 nylon hooks | 12 x 36" | PGT1236 | <input type="checkbox"/> <input type="checkbox"/> <input type="checkbox"/> | <input type="checkbox"/> <input type="checkbox"/> | 14.0# |
| | | 18 x 36" | PGT1836 | <input type="checkbox"/> <input type="checkbox"/> <input type="checkbox"/> | <input type="checkbox"/> <input type="checkbox"/> | 19.0# |
| | | 24 x 36" | PGT2436 | <input type="checkbox"/> <input type="checkbox"/> <input type="checkbox"/> | <input type="checkbox"/> <input type="checkbox"/> | 24.0# |
| | | 30 x 36" | PGT3036 | <input type="checkbox"/> <input type="checkbox"/> <input type="checkbox"/> | <input type="checkbox"/> <input type="checkbox"/> | 28.0# |
| | | 36 x 36" | PGT3636 | <input type="checkbox"/> <input type="checkbox"/> <input type="checkbox"/> | <input type="checkbox"/> <input type="checkbox"/> | 33.0# |
| | | 42 x 36" | PGT4236 | <input type="checkbox"/> <input type="checkbox"/> <input type="checkbox"/> | <input type="checkbox"/> <input type="checkbox"/> | 38.0# |
| | | 48 x 36" | PGT4836 | <input type="checkbox"/> <input type="checkbox"/> <input type="checkbox"/> | <input type="checkbox"/> <input type="checkbox"/> | 43.0# |
| PGT | | | | | | |
| PGT | Glass Tile - 42" H | 12 x 42" | PGT1242 | <input type="checkbox"/> <input type="checkbox"/> <input type="checkbox"/> | <input type="checkbox"/> <input type="checkbox"/> | 16.0# |
| | | 18 x 42" | PGT1842 | <input type="checkbox"/> <input type="checkbox"/> <input type="checkbox"/> | <input type="checkbox"/> <input type="checkbox"/> | 21.0# |
| | | 24 x 42" | PGT2442 | <input type="checkbox"/> <input type="checkbox"/> <input type="checkbox"/> | <input type="checkbox"/> <input type="checkbox"/> | 27.0# |
| | | 30 x 42" | PGT3042 | <input type="checkbox"/> <input type="checkbox"/> <input type="checkbox"/> | <input type="checkbox"/> <input type="checkbox"/> | 33.0# |
| | | 36 x 42" | PGT3642 | <input type="checkbox"/> <input type="checkbox"/> <input type="checkbox"/> | <input type="checkbox"/> <input type="checkbox"/> | 38.0# |
| | | 42 x 42" | PGT4242 | <input type="checkbox"/> <input type="checkbox"/> <input type="checkbox"/> | <input type="checkbox"/> <input type="checkbox"/> | 44.0# |
| | | 48 x 42" | PGT4842 | <input type="checkbox"/> <input type="checkbox"/> <input type="checkbox"/> | <input type="checkbox"/> <input type="checkbox"/> | 50.0# |
| PGT | Glass Tile - 48" H | 12 x 48" | PGT1248 | <input type="checkbox"/> <input type="checkbox"/> <input type="checkbox"/> | <input type="checkbox"/> <input type="checkbox"/> | 18.0# |
| | | 18 x 48" | PGT1848 | <input type="checkbox"/> <input type="checkbox"/> <input type="checkbox"/> | <input type="checkbox"/> <input type="checkbox"/> | 24.0# |
| | | 24 x 48" | PGT2448 | <input type="checkbox"/> <input type="checkbox"/> <input type="checkbox"/> | <input type="checkbox"/> <input type="checkbox"/> | 31.0# |
| | | 30 x 48" | PGT3048 | <input type="checkbox"/> <input type="checkbox"/> <input type="checkbox"/> | <input type="checkbox"/> <input type="checkbox"/> | 37.0# |
| | | 36 x 48" | PGT3648 | <input type="checkbox"/> <input type="checkbox"/> <input type="checkbox"/> | <input type="checkbox"/> <input type="checkbox"/> | 43.0# |
| | | 42 x 48" | PGT4248 | <input type="checkbox"/> <input type="checkbox"/> <input type="checkbox"/> | <input type="checkbox"/> <input type="checkbox"/> | 50.0# |
| | | 48 x 48" | PGT4848 | <input type="checkbox"/> <input type="checkbox"/> <input type="checkbox"/> | <input type="checkbox"/> <input type="checkbox"/> | 56.0# |
| PGT | Glass Tile - 54" H | 12 x 54" | PGT1254 | <input type="checkbox"/> <input type="checkbox"/> <input type="checkbox"/> | <input type="checkbox"/> <input type="checkbox"/> | 20.0# |
| | | 18 x 54" | PGT1854 | <input type="checkbox"/> <input type="checkbox"/> <input type="checkbox"/> | <input type="checkbox"/> <input type="checkbox"/> | 27.0# |
| | | 24 x 54" | PGT2454 | <input type="checkbox"/> <input type="checkbox"/> <input type="checkbox"/> | <input type="checkbox"/> <input type="checkbox"/> | 34.0# |
| | | 30 x 54" | PGT3054 | <input type="checkbox"/> <input type="checkbox"/> <input type="checkbox"/> | <input type="checkbox"/> <input type="checkbox"/> | 41.0# |
| | | 36 x 54" | PGT3654 | <input type="checkbox"/> <input type="checkbox"/> <input type="checkbox"/> | <input type="checkbox"/> <input type="checkbox"/> | 48.0# |
| | | 42 x 54" | PGT4254 | <input type="checkbox"/> <input type="checkbox"/> <input type="checkbox"/> | <input type="checkbox"/> <input type="checkbox"/> | 55.0# |
| | | 48 x 54" | PGT4854 | <input type="checkbox"/> <input type="checkbox"/> <input type="checkbox"/> | <input type="checkbox"/> <input type="checkbox"/> | 62.0# |

A **B** **C**

HOW TO ORDER

Indicate the following information on order form:

- Quantity of each item.
- Model number, including options. See "How To Build a Model Number".
- Any special service required.

Note:

- The ☐ indicates that a choice is required.
- The absence of the ☐ indicates that no choice is required.
- Alpha-numeric characters in place of ☐ indicate that no other alternatives are available.

HOW TO BUILD A MODEL NUMBER

- A** Select basic model.
- B** Select glass finish.
- | | |
|-----|------------------|
| GLA | - Clear |
| BRZ | - Tinted/Bronze |
| GLC | - White Laminate |
- C** Select paint color.
Refer to the **KI Color Addendum** or **KI Fabrics & Finishes binder**.
Metallic paint requires upcharge.



Build Your Own Tiles

Glass Tile

| Clear (C) | Tinted/Bronze (T) | White Laminate (W) | Metallic Paint add to list price |
|--------------|----------------------|--------------------------|---|
| \$ 367 | \$ 386 | \$ 477 | \$ 16 |
| 415 | 439 | 542 | 17 |
| 443 | 465 | 572 | 20 |
| 501 | 525 | 650 | 21 |
| 548 | 575 | 712 | 26 |
| 608 | 637 | 786 | 27 |
| 624 | 654 | 812 | 31 |
| \$ 432 | \$ 454 | \$ 560 | \$ 17 |
| 462 | 486 | 599 | 20 |
| 490 | 512 | 637 | 21 |
| 555 | 584 | 720 | 26 |
| 608 | 637 | 786 | 27 |
| 664 | 699 | 865 | 29 |
| 686 | 720 | 893 | 32 |
| \$ 438 | \$ 460 | \$ 566 | \$ 20 |
| 472 | 499 | 614 | 27 |
| 504 | 529 | 654 | 29 |
| 569 | 597 | 739 | 30 |
| 624 | 654 | 812 | 31 |
| 686 | 720 | 893 | 32 |
| 767 | 805 | 996 | 36 |
| \$ 466 | \$ 491 | \$ 607 | \$ 27 |
| 506 | 533 | 659 | 29 |
| 542 | 568 | 706 | 30 |
| 585 | 614 | 757 | 31 |
| 645 | 675 | 837 | 32 |
| 763 | 800 | 990 | 34 |
| 786 | 828 | 1025 | 37 |

SPECIAL SERVICES

Special Carton Marking

With specially marked information N/C

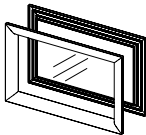
Shipping

Ships **knocked down, FOB Manitowoc, WI 54220, freight prepaid.** Freight class 70.

Specifications and prices are subject to change without prior notice.

Build Your Own Tiles

Glass Tile

| | | | MODEL NUMBER | | | Approx. Packaged Weight |
|--|--|----------------|-----------------|--|---|-------------------------------|
| MODEL | W x H | Basic Model | Glass Finish | Paint Color | | |
|  | Glass Tile - 60" H <ul style="list-style-type: none">• Single pane, 1/4" thick glass• Set of two powder-coated aluminum window frames• 16 nylon hooks | 12 x 60" | PGT1260 | <input type="checkbox"/> <input type="checkbox"/> <input type="checkbox"/> | <input type="checkbox"/> <input type="checkbox"/> | 22.0# |
| | | 18 x 60" | PGT1860 | <input type="checkbox"/> <input type="checkbox"/> <input type="checkbox"/> | <input type="checkbox"/> <input type="checkbox"/> | 30.0# |
| | | 24 x 60" | PGT2460 | <input type="checkbox"/> <input type="checkbox"/> <input type="checkbox"/> | <input type="checkbox"/> <input type="checkbox"/> | 38.0# |
| | | 30 x 60" | PGT3060 | <input type="checkbox"/> <input type="checkbox"/> <input type="checkbox"/> | <input type="checkbox"/> <input type="checkbox"/> | 45.0# |
| | | 36 x 60" | PGT3660 | <input type="checkbox"/> <input type="checkbox"/> <input type="checkbox"/> | <input type="checkbox"/> <input type="checkbox"/> | 53.0# |
| | | 42 x 60" | PGT4260 | <input type="checkbox"/> <input type="checkbox"/> <input type="checkbox"/> | <input type="checkbox"/> <input type="checkbox"/> | 61.0# |
| | | 48 x 60" | PGT4860 | <input type="checkbox"/> <input type="checkbox"/> <input type="checkbox"/> | <input type="checkbox"/> <input type="checkbox"/> | 69.0# |
| | | PGT | | | | |
| PGT | Glass Tile - 66" H | 12 x 66" | PGT1266 | <input type="checkbox"/> <input type="checkbox"/> <input type="checkbox"/> | <input type="checkbox"/> <input type="checkbox"/> | 24.0# |
| | | 18 x 66" | PGT1866 | <input type="checkbox"/> <input type="checkbox"/> <input type="checkbox"/> | <input type="checkbox"/> <input type="checkbox"/> | 33.0# |
| | | 24 x 66" | PGT2466 | <input type="checkbox"/> <input type="checkbox"/> <input type="checkbox"/> | <input type="checkbox"/> <input type="checkbox"/> | 41.0# |
| | | 30 x 66" | PGT3066 | <input type="checkbox"/> <input type="checkbox"/> <input type="checkbox"/> | <input type="checkbox"/> <input type="checkbox"/> | 50.0# |
| | | 36 x 66" | PGT3666 | <input type="checkbox"/> <input type="checkbox"/> <input type="checkbox"/> | <input type="checkbox"/> <input type="checkbox"/> | 58.0# |
| | | 42 x 66" | PGT4266 | <input type="checkbox"/> <input type="checkbox"/> <input type="checkbox"/> | <input type="checkbox"/> <input type="checkbox"/> | 67.0# |
| | | 48 x 66" | PGT4866 | <input type="checkbox"/> <input type="checkbox"/> <input type="checkbox"/> | <input type="checkbox"/> <input type="checkbox"/> | 75.0# |
| | | PGT | | | | |
| PGT | Glass Tile - 72" H | 12 x 72" | PGT1272 | <input type="checkbox"/> <input type="checkbox"/> <input type="checkbox"/> | <input type="checkbox"/> <input type="checkbox"/> | 26.0# |
| | | 18 x 72" | PGT1872 | <input type="checkbox"/> <input type="checkbox"/> <input type="checkbox"/> | <input type="checkbox"/> <input type="checkbox"/> | 35.0# |
| | | 24 x 72" | PGT2472 | <input type="checkbox"/> <input type="checkbox"/> <input type="checkbox"/> | <input type="checkbox"/> <input type="checkbox"/> | 45.0# |
| | | 30 x 72" | PGT3072 | <input type="checkbox"/> <input type="checkbox"/> <input type="checkbox"/> | <input type="checkbox"/> <input type="checkbox"/> | 54.0# |
| | | 36 x 72" | PGT3672 | <input type="checkbox"/> <input type="checkbox"/> <input type="checkbox"/> | <input type="checkbox"/> <input type="checkbox"/> | 63.0# |
| | | 42 x 72" | PGT4272 | <input type="checkbox"/> <input type="checkbox"/> <input type="checkbox"/> | <input type="checkbox"/> <input type="checkbox"/> | 72.0# |
| | | 48 x 72" | PGT4872 | <input type="checkbox"/> <input type="checkbox"/> <input type="checkbox"/> | <input type="checkbox"/> <input type="checkbox"/> | 82.0# |
| | | PGT | | | | |
| PGT | Glass Tile - 78" H | 12 x 78" | PGT1278 | <input type="checkbox"/> <input type="checkbox"/> <input type="checkbox"/> | <input type="checkbox"/> <input type="checkbox"/> | 28.0# |
| | | 18 x 78" | PGT1878 | <input type="checkbox"/> <input type="checkbox"/> <input type="checkbox"/> | <input type="checkbox"/> <input type="checkbox"/> | 38.0# |
| | | 24 x 78" | PGT2478 | <input type="checkbox"/> <input type="checkbox"/> <input type="checkbox"/> | <input type="checkbox"/> <input type="checkbox"/> | 48.0# |
| | | 30 x 78" | PGT3078 | <input type="checkbox"/> <input type="checkbox"/> <input type="checkbox"/> | <input type="checkbox"/> <input type="checkbox"/> | 58.0# |
| | | 36 x 78" | PGT3678 | <input type="checkbox"/> <input type="checkbox"/> <input type="checkbox"/> | <input type="checkbox"/> <input type="checkbox"/> | 68.0# |
| | | 42 x 78" | PGT4278 | <input type="checkbox"/> <input type="checkbox"/> <input type="checkbox"/> | <input type="checkbox"/> <input type="checkbox"/> | 78.0# |
| | | 48 x 78" | PGT4878 | <input type="checkbox"/> <input type="checkbox"/> <input type="checkbox"/> | <input type="checkbox"/> <input type="checkbox"/> | 88.0# |
| | | PGT | | | | |

A

B

C

HOW TO ORDER

Indicate the following information on order form:

1. Quantity of each item.
2. Model number, including options. See "How To Build a Model Number".
3. Any special service required.

Note:

- The ☐ indicates that a choice is required.
- The absence of the ☐ indicates that no choice is required.
- Alpha-numeric characters in place of ☐ indicate that no other alternatives are available.

HOW TO BUILD A MODEL NUMBER

- A

Select basic model.
- B

Select glass finish.

| | |
|-----|------------------|
| GLA | - Clear |
| BRZ | - Tinted/Bronze |
| GLC | - White Laminate |
- C

Select paint color.

Refer to the **KI Color Addendum** or **KI Fabrics & Finishes binder**.
Metallic paint requires upcharge.



Build Your Own Tiles

Glass Tile

| Clear (C) | Tinted/Bronze (T) | White Laminate (W) | Metallic Paint add to list price |
|--------------|----------------------|--------------------------|---|
| \$ 474 | \$ 500 | \$ 616 | \$ 29 |
| 513 | 542 | 671 | 30 |
| 555 | 584 | 720 | 31 |
| 597 | 629 | 776 | 32 |
| 715 | 748 | 927 | 32 |
| 780 | 819 | 1015 | 34 |
| 812 | 855 | 1056 | 37 |
| \$ 597 | \$ 629 | \$ 776 | \$ 30 |
| 646 | 679 | 838 | 31 |
| 685 | 719 | 892 | 32 |
| 733 | 771 | 951 | 34 |
| 850 | 893 | 1105 | 34 |
| 921 | 966 | 1197 | 35 |
| 956 | 1003 | 1242 | 38 |
| \$ 604 | \$ 633 | \$ 782 | \$ 48 |
| 651 | 683 | 846 | 49 |
| 747 | 785 | 973 | 51 |
| 798 | 840 | 1038 | 52 |
| 864 | 909 | 1124 | 54 |
| 939 | 988 | 1222 | 56 |
| 981 | 1026 | 1272 | 58 |
| \$ 608 | \$ 638 | \$ 786 | \$ 51 |
| 710 | 746 | 922 | 52 |
| 759 | 796 | 988 | 54 |
| 812 | 855 | 1056 | 56 |
| 884 | 928 | 1146 | 57 |
| 960 | 1008 | 1248 | 58 |
| 996 | 1049 | 1295 | 62 |

SPECIAL SERVICES

Special Carton Marking

With specially marked information N/C

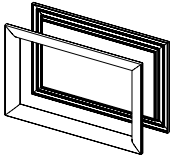
Shipping

Ships **knocked down, FOB Manitowoc, WI 54220, freight prepaid.** Freight class 70.

Specifications and prices are subject to change without prior notice.

Build Your Own Tiles

Open Tile

| | | | MODEL NUMBER | | Approx. Packaged Weight |
|--|---|----------|--------------|---|-------------------------|
| | | | Basic Model | Paint Color | |
|  | Open Tile - 12" H <ul style="list-style-type: none">• Two aluminum frames• 16 nylon hooks | 12 x 12" | POT1212 | <input type="checkbox"/> <input type="checkbox"/> | 3.0# |
| | | 18 x 12" | POT1812 | <input type="checkbox"/> <input type="checkbox"/> | 3.0# |
| | | 24 x 12" | POT2412 | <input type="checkbox"/> <input type="checkbox"/> | 4.0# |
| | | 30 x 12" | POT3012 | <input type="checkbox"/> <input type="checkbox"/> | 4.0# |
| | | 36 x 12" | POT3612 | <input type="checkbox"/> <input type="checkbox"/> | 5.0# |
| | | 42 x 12" | POT4212 | <input type="checkbox"/> <input type="checkbox"/> | 6.0# |
| | | 48 x 12" | POT4812 | <input type="checkbox"/> <input type="checkbox"/> | 6.0# |
| | | POT | | | |
| POT | Open Tile - 18" H | 12 x 18" | POT1218 | <input type="checkbox"/> <input type="checkbox"/> | 3.0# |
| | | 18 x 18" | POT1818 | <input type="checkbox"/> <input type="checkbox"/> | 4.0# |
| | | 24 x 18" | POT2418 | <input type="checkbox"/> <input type="checkbox"/> | 4.0# |
| | | 30 x 18" | POT3018 | <input type="checkbox"/> <input type="checkbox"/> | 5.0# |
| | | 36 x 18" | POT3618 | <input type="checkbox"/> <input type="checkbox"/> | 6.0# |
| | | 42 x 18" | POT4218 | <input type="checkbox"/> <input type="checkbox"/> | 6.0# |
| | | 48 x 18" | POT4818 | <input type="checkbox"/> <input type="checkbox"/> | 7.0# |
| | | POT | | | |
| POT | Open Tile - 24" H | 12 x 24" | POT1224 | <input type="checkbox"/> <input type="checkbox"/> | 4.0# |
| | | 18 x 24" | POT1824 | <input type="checkbox"/> <input type="checkbox"/> | 4.0# |
| | | 24 x 24" | POT2424 | <input type="checkbox"/> <input type="checkbox"/> | 5.0# |
| | | 30 x 24" | POT3024 | <input type="checkbox"/> <input type="checkbox"/> | 6.0# |
| | | 36 x 24" | POT3624 | <input type="checkbox"/> <input type="checkbox"/> | 6.0# |
| | | 42 x 24" | POT4224 | <input type="checkbox"/> <input type="checkbox"/> | 7.0# |
| | | 48 x 24" | POT4824 | <input type="checkbox"/> <input type="checkbox"/> | 7.0# |
| | | POT | | | |
| POT | Open Tile - 30" H | 12 x 30" | POT1230 | <input type="checkbox"/> <input type="checkbox"/> | 4.0# |
| | | 18 x 30" | POT1830 | <input type="checkbox"/> <input type="checkbox"/> | 5.0# |
| | | 24 x 30" | POT2430 | <input type="checkbox"/> <input type="checkbox"/> | 6.0# |
| | | 30 x 30" | POT3030 | <input type="checkbox"/> <input type="checkbox"/> | 6.0# |
| | | 36 x 30" | POT3630 | <input type="checkbox"/> <input type="checkbox"/> | 7.0# |
| | | 42 x 30" | POT4230 | <input type="checkbox"/> <input type="checkbox"/> | 7.0# |
| | | 48 x 30" | POT4830 | <input type="checkbox"/> <input type="checkbox"/> | 8.0# |
| | | POT | | | |

A

B

HOW TO ORDER

Indicate the following information on order form:

1. Quantity of each item.
2. Model number, including options. See "How To Build a Model Number".
3. Any special service required.

Note:

- The ☐ indicates that a choice is required.
- The absence of the ☐ indicates that no choice is required.
- Alpha-numeric characters in place of ☐ indicate that no other alternatives are available.

HOW TO BUILD A MODEL NUMBER

A Select basic model.

B Select paint color.
Refer to the **KI Color Addendum** or **KI Fabrics & Finishes binder**.
Metallic paint requires upcharge.



Build Your Own Tiles

Open Tile

| Delivered Pricing | Metallic Paint add to list price |
|-------------------|----------------------------------|
| \$ 246 | \$ 9 |
| 268 | 11 |
| 278 | 12 |
| 311 | 12 |
| 342 | 16 |
| 382 | 17 |
| 392 | 26 |
| | |
| \$ 268 | \$ 11 |
| 282 | 11 |
| 291 | 12 |
| 327 | 16 |
| 360 | 17 |
| 404 | 21 |
| 408 | 27 |
| \$ 278 | \$ 12 |
| 291 | 12 |
| 305 | 16 |
| 335 | 17 |
| 371 | 21 |
| 413 | 25 |
| 417 | 29 |
| \$ 291 | \$ 12 |
| 311 | 16 |
| 321 | 17 |
| 354 | 21 |
| 386 | 25 |
| 432 | 26 |
| 437 | 30 |

SPECIAL SERVICES

Special Carton Marking

With specially marked information N/C

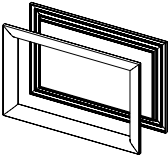
Shipping

Ships **knocked down, FOB Manitowoc, WI 54220, freight prepaid.** Freight class 70.

Specifications and prices are subject to change without prior notice.

Build Your Own Tiles

Open Tile

| | | | MODEL NUMBER | | Approx. Packaged Weight |
|--|--|----------|--------------|---|-------------------------|
| | | | Basic Model | Paint Color | |
|  | Open Tile - 36" H <ul style="list-style-type: none">• Two aluminum frames• Sixteen nylon hooks | 12 x 36" | POT1236 | <input type="checkbox"/> <input type="checkbox"/> | 5.0# |
| | | 18 x 36" | POT1836 | <input type="checkbox"/> <input type="checkbox"/> | 6.0# |
| | | 24 x 36" | POT2436 | <input type="checkbox"/> <input type="checkbox"/> | 6.0# |
| | | 30 x 36" | POT3036 | <input type="checkbox"/> <input type="checkbox"/> | 7.0# |
| | | 36 x 36" | POT3636 | <input type="checkbox"/> <input type="checkbox"/> | 7.0# |
| | | 42 x 36" | POT4236 | <input type="checkbox"/> <input type="checkbox"/> | 8.0# |
| | | 48 x 36" | POT4836 | <input type="checkbox"/> <input type="checkbox"/> | 9.0# |
| | | POT | | | |
| POT | Open Tile - 42" H | 12 x 42" | POT1242 | <input type="checkbox"/> <input type="checkbox"/> | 6.0# |
| | | 18 x 42" | POT1842 | <input type="checkbox"/> <input type="checkbox"/> | 6.0# |
| | | 24 x 42" | POT2442 | <input type="checkbox"/> <input type="checkbox"/> | 7.0# |
| | | 30 x 42" | POT3042 | <input type="checkbox"/> <input type="checkbox"/> | 7.0# |
| | | 36 x 42" | POT3642 | <input type="checkbox"/> <input type="checkbox"/> | 8.0# |
| | | 42 x 42" | POT4242 | <input type="checkbox"/> <input type="checkbox"/> | 9.0# |
| | | 48 x 42" | POT4842 | <input type="checkbox"/> <input type="checkbox"/> | 9.0# |
| | | POT | | | |
| POT | Open Tile - 48" H | 12 x 48" | POT1248 | <input type="checkbox"/> <input type="checkbox"/> | 6.0# |
| | | 18 x 48" | POT1848 | <input type="checkbox"/> <input type="checkbox"/> | 7.0# |
| | | 24 x 48" | POT2448 | <input type="checkbox"/> <input type="checkbox"/> | 8.0# |
| | | 30 x 48" | POT3048 | <input type="checkbox"/> <input type="checkbox"/> | 8.0# |
| | | 36 x 48" | POT3648 | <input type="checkbox"/> <input type="checkbox"/> | 9.0# |
| | | 42 x 48" | POT4248 | <input type="checkbox"/> <input type="checkbox"/> | 9.0# |
| | | 48 x 48" | POT4848 | <input type="checkbox"/> <input type="checkbox"/> | 10.0# |
| | | POT | | | |
| POT | Open Tile - 54" H | 12 x 54" | POT1254 | <input type="checkbox"/> <input type="checkbox"/> | 7.0# |
| | | 18 x 54" | POT1854 | <input type="checkbox"/> <input type="checkbox"/> | 7.0# |
| | | 24 x 54" | POT2454 | <input type="checkbox"/> <input type="checkbox"/> | 8.0# |
| | | 30 x 54" | POT3054 | <input type="checkbox"/> <input type="checkbox"/> | 9.0# |
| | | 36 x 54" | POT3654 | <input type="checkbox"/> <input type="checkbox"/> | 9.0# |
| | | 42 x 54" | POT4254 | <input type="checkbox"/> <input type="checkbox"/> | 10.0# |
| | | 48 x 54" | POT4854 | <input type="checkbox"/> <input type="checkbox"/> | 11.0# |
| | | POT | | | |

A

B

HOW TO ORDER

Indicate the following information on order form:

1. Quantity of each item.
2. Model number, including options. See "How To Build a Model Number".
3. Any special service required.

Note:

- The ☐ indicates that a choice is required.
- The absence of the ☐ indicates that no choice is required.
- Alpha-numeric characters in place of ☐ indicate that no other alternatives are available.

HOW TO BUILD A MODEL NUMBER

A Select basic model.

B Select paint color.
Refer to the **KI Color Addendum** or **KI Fabrics & Finishes binder**.
Metallic paint requires upcharge.



Build Your Own Tiles

Open Tile

| Delivered Pricing | Metallic Paint add to list price |
|-------------------|----------------------------------|
| \$ 327 | \$ 16 |
| 341 | 17 |
| 354 | 21 |
| 386 | 25 |
| 422 | 26 |
| 465 | 27 |
| 470 | 31 |
| | |
| \$ 367 | \$ 17 |
| 380 | 21 |
| 395 | 25 |
| 432 | 26 |
| 465 | 27 |
| 507 | 29 |
| 510 | 32 |
| \$ 369 | \$ 26 |
| 382 | 27 |
| 400 | 29 |
| 437 | 30 |
| 470 | 31 |
| 510 | 32 |
| 539 | 36 |
| \$ 395 | \$ 27 |
| 411 | 29 |
| 422 | 30 |
| 439 | 31 |
| 476 | 32 |
| 539 | 33 |
| 541 | 37 |

SPECIAL SERVICES

Special Carton Marking

With specially marked information N/C

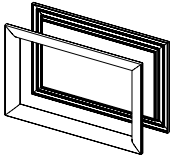
Shipping

Ships **knocked down, FOB Manitowoc, WI 54220, freight prepaid.** Freight class 70.

Specifications and prices are subject to change without prior notice.

Build Your Own Tiles

Open Tile

| | | | MODEL NUMBER | | Approx. Packaged Weight |
|--|--|----------|--------------|---|-------------------------|
| | | | Basic Model | Paint Color | |
|  | MODEL Open Tile - 60" H <ul style="list-style-type: none">• Two aluminum frames• Sixteen nylon hooks | 12 x 60" | POT1260 | <input type="checkbox"/> <input type="checkbox"/> | 8.0# |
| | | 18 x 60" | POT1860 | <input type="checkbox"/> <input type="checkbox"/> | 8.0# |
| | | 24 x 60" | POT2460 | <input type="checkbox"/> <input type="checkbox"/> | 9.0# |
| | | 30 x 60" | POT3060 | <input type="checkbox"/> <input type="checkbox"/> | 9.0# |
| | | 36 x 60" | POT3660 | <input type="checkbox"/> <input type="checkbox"/> | 10.0# |
| | | 42 x 60" | POT4260 | <input type="checkbox"/> <input type="checkbox"/> | 11.0# |
| | | 48 x 60" | POT4860 | <input type="checkbox"/> <input type="checkbox"/> | 11.0# |
| | | POT | | | |
| POT | Open Tile - 66" H | 12 x 66" | POT1266 | <input type="checkbox"/> <input type="checkbox"/> | 8.0# |
| | | 18 x 66" | POT1866 | <input type="checkbox"/> <input type="checkbox"/> | 9.0# |
| | | 24 x 66" | POT2466 | <input type="checkbox"/> <input type="checkbox"/> | 9.0# |
| | | 30 x 66" | POT3066 | <input type="checkbox"/> <input type="checkbox"/> | 10.0# |
| | | 36 x 66" | POT3666 | <input type="checkbox"/> <input type="checkbox"/> | 11.0# |
| | | 42 x 66" | POT4266 | <input type="checkbox"/> <input type="checkbox"/> | 11.0# |
| | | 48 x 66" | POT4866 | <input type="checkbox"/> <input type="checkbox"/> | 12.0# |
| | | POT | | | |
| POT | Open Tile - 72" H | 12 x 72" | POT1272 | <input type="checkbox"/> <input type="checkbox"/> | 9.0# |
| | | 18 x 72" | POT1872 | <input type="checkbox"/> <input type="checkbox"/> | 9.0# |
| | | 24 x 72" | POT2472 | <input type="checkbox"/> <input type="checkbox"/> | 10.0# |
| | | 30 x 72" | POT3072 | <input type="checkbox"/> <input type="checkbox"/> | 11.0# |
| | | 36 x 72" | POT3672 | <input type="checkbox"/> <input type="checkbox"/> | 11.0# |
| | | 42 x 72" | POT4272 | <input type="checkbox"/> <input type="checkbox"/> | 12.0# |
| | | 48 x 72" | POT4872 | <input type="checkbox"/> <input type="checkbox"/> | 12.0# |
| | | POT | | | |
| POT | Open Tile - 78" H | 12 x 78" | POT1278 | <input type="checkbox"/> <input type="checkbox"/> | 10.0# |
| | | 18 x 78" | POT1878 | <input type="checkbox"/> <input type="checkbox"/> | 10.0# |
| | | 24 x 78" | POT2478 | <input type="checkbox"/> <input type="checkbox"/> | 11.0# |
| | | 30 x 78" | POT3078 | <input type="checkbox"/> <input type="checkbox"/> | 11.0# |
| | | 36 x 78" | POT3678 | <input type="checkbox"/> <input type="checkbox"/> | 12.0# |
| | | 42 x 78" | POT4278 | <input type="checkbox"/> <input type="checkbox"/> | 13.0# |
| | | 48 x 78" | POT4878 | <input type="checkbox"/> <input type="checkbox"/> | 13.0# |
| | | POT | | | |

A

B

HOW TO ORDER

Indicate the following information on order form:

1. Quantity of each item.
2. Model number, including options. See "How To Build a Model Number".
3. Any special service required.

Note:

- The ☐ indicates that a choice is required.
- The absence of the ☐ indicates that no choice is required.
- Alpha-numeric characters in place of ☐ indicate that no other alternatives are available.

HOW TO BUILD A MODEL NUMBER

- A** Select basic model.
- B** Select paint color.
Refer to the **KI Color Addendum** or **KI Fabrics & Finishes binder**.
Metallic paint requires upcharge.



Build Your Own Tiles

Open Tile

| Delivered Pricing | Metallic Paint add to list price |
|-------------------|----------------------------------|
| \$ 397 | \$ 29 |
| 412 | 30 |
| 425 | 31 |
| 443 | 32 |
| 500 | 32 |
| 540 | 33 |
| 545 | 37 |
| \$ 519 | \$ 30 |
| 537 | 31 |
| 548 | 32 |
| 562 | 33 |
| 599 | 33 |
| 645 | 34 |
| 647 | 39 |
| \$ 521 | \$ 48 |
| 539 | 49 |
| 570 | 50 |
| 587 | 51 |
| 621 | 52 |
| 663 | 54 |
| 669 | 59 |
| \$ 524 | \$ 50 |
| 560 | 51 |
| 571 | 52 |
| 589 | 54 |
| 623 | 56 |
| 664 | 59 |
| 671 | 64 |

SPECIAL SERVICES

Special Carton Marking

With specially marked information N/C

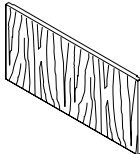
Shipping

Ships **knocked down, FOB Manitowoc, WI 54220, freight prepaid.** Freight class 70.

Specifications and prices are subject to change without prior notice.

Build Your Own Tiles

Laminate Tile

| | | | MODEL NUMBER | | Approx. Packaged Weight |
|--|---|----------|----------------|--|-------------------------------|
| | | | Basic Model | Laminate Color | |
|  | MODEL | W x H | | | |
| | Laminate Tile - 12" H <ul style="list-style-type: none">• Tile is constructed of .04" laminate face to 1/2" particle board core with .04" backing sheet and metal stiffeners• The largest size available as standard or special is 42" x 42"• The edges will be polypropylene in black only• Four nylon hooks | 12 x 12" | PLT1212 | <input type="checkbox"/> <input type="checkbox"/> <input type="checkbox"/> | 4.0# |
| | | 18 x 12" | PLT1812 | <input type="checkbox"/> <input type="checkbox"/> <input type="checkbox"/> | 6.0# |
| | | 24 x 12" | PLT2412 | <input type="checkbox"/> <input type="checkbox"/> <input type="checkbox"/> | 8.0# |
| | | 30 x 12" | PLT3012 | <input type="checkbox"/> <input type="checkbox"/> <input type="checkbox"/> | 10.0# |
| | | 36 x 12" | PLT3612 | <input type="checkbox"/> <input type="checkbox"/> <input type="checkbox"/> | 12.0# |
| | | 42 x 12" | PLT4212 | <input type="checkbox"/> <input type="checkbox"/> <input type="checkbox"/> | 14.0# |
| PLT | | | | | |
| PLT | Laminate Tile - 18" H | 12 x 18" | PLT1218 | <input type="checkbox"/> <input type="checkbox"/> <input type="checkbox"/> | 6.0# |
| | | 18 x 18" | PLT1818 | <input type="checkbox"/> <input type="checkbox"/> <input type="checkbox"/> | 9.0# |
| | | 24 x 18" | PLT2418 | <input type="checkbox"/> <input type="checkbox"/> <input type="checkbox"/> | 11.0# |
| | | 30 x 18" | PLT3018 | <input type="checkbox"/> <input type="checkbox"/> <input type="checkbox"/> | 14.0# |
| | | 36 x 18" | PLT3618 | <input type="checkbox"/> <input type="checkbox"/> <input type="checkbox"/> | 17.0# |
| | | 42 x 18" | PLT4218 | <input type="checkbox"/> <input type="checkbox"/> <input type="checkbox"/> | 19.0# |
| PLT | Laminate Tile - 24" H | 12 x 24" | PLT1224 | <input type="checkbox"/> <input type="checkbox"/> <input type="checkbox"/> | 7.0# |
| | | 18 x 24" | PLT1824 | <input type="checkbox"/> <input type="checkbox"/> <input type="checkbox"/> | 11.0# |
| | | 24 x 24" | PLT2424 | <input type="checkbox"/> <input type="checkbox"/> <input type="checkbox"/> | 14.0# |
| | | 30 x 24" | PLT3024 | <input type="checkbox"/> <input type="checkbox"/> <input type="checkbox"/> | 18.0# |
| | | 36 x 24" | PLT3624 | <input type="checkbox"/> <input type="checkbox"/> <input type="checkbox"/> | 21.0# |
| | | 42 x 24" | PLT4224 | <input type="checkbox"/> <input type="checkbox"/> <input type="checkbox"/> | 24.0# |
| PLT | Laminate Tile - 30" H | 12 x 30" | PLT1230 | <input type="checkbox"/> <input type="checkbox"/> <input type="checkbox"/> | 9.0# |
| | | 18 x 30" | PLT1830 | <input type="checkbox"/> <input type="checkbox"/> <input type="checkbox"/> | 13.0# |
| | | 24 x 30" | PLT2430 | <input type="checkbox"/> <input type="checkbox"/> <input type="checkbox"/> | 17.0# |
| | | 30 x 30" | PLT3030 | <input type="checkbox"/> <input type="checkbox"/> <input type="checkbox"/> | 21.0# |
| | | 36 x 30" | PLT3630 | <input type="checkbox"/> <input type="checkbox"/> <input type="checkbox"/> | 25.0# |
| | | 42 x 30" | PLT4230 | <input type="checkbox"/> <input type="checkbox"/> <input type="checkbox"/> | 29.0# |
| | | | A | B | |

HOW TO ORDER

Indicate the following information on order form:

1. Quantity of each item.
2. Model number, including options. See "How To Build a Model Number".
3. Any special service required.

Note:

- The ☐ indicates that a choice is required.
- The absence of the ☐ indicates that no choice is required.
- Alpha-numeric characters in place of ☐ indicate that no other alternatives are available.

HOW TO BUILD A MODEL NUMBER

- A** Select basic model.
- B** Select laminate color.
Refer to the **KI Color Addendum** or **KI Fabrics & Finishes binder**.



Build Your Own Tiles

Laminate Tile

Delivered
Pricing

\$ 191
201
241
261
268
286

\$ 205
237
272
288
320
329

\$ 219
248
273
304
346
365

\$ 236
272
299
327
386
401

SPECIAL SERVICES

Special Carton Marking

With specially marked information N/C

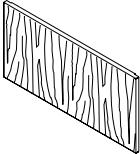
Shipping

Ships **knocked down, FOB Manitowoc, WI 54220, freight prepaid.** Freight class 70.

Specifications and prices are subject to change without prior notice.

Build Your Own Tiles

Laminate Tile

| | | | MODEL NUMBER | | Approx. Packaged Weight |
|--|--|----------|--------------|--|-------------------------|
| | | | Basic Model | Laminate Color | |
| MODEL | W x H | | | | |
|  | Laminate Tile - 36" H | 12 x 36" | PLT1236 | <input type="checkbox"/> <input type="checkbox"/> <input type="checkbox"/> | 10.0# |
| | <ul style="list-style-type: none">• Tile is constructed of .04" laminate face to 1/2" particle board core with .04" backing sheet and metal stiffeners• The largest size available as standard or special is 42" x 42"• The edges will be polypropylene in black only• Four nylon hooks | 18 x 36" | PLT1836 | <input type="checkbox"/> <input type="checkbox"/> <input type="checkbox"/> | 15.0# |
| | | 24 x 36" | PLT2436 | <input type="checkbox"/> <input type="checkbox"/> <input type="checkbox"/> | 20.0# |
| | | 30 x 36" | PLT3036 | <input type="checkbox"/> <input type="checkbox"/> <input type="checkbox"/> | 25.0# |
| | | 36 x 36" | PLT3636 | <input type="checkbox"/> <input type="checkbox"/> <input type="checkbox"/> | 30.0# |
| | | 42 x 36" | PLT4236 | <input type="checkbox"/> <input type="checkbox"/> <input type="checkbox"/> | 34.0# |
| PLT | | | | | |
| PLT | Laminate Tile - 42" H | 12 x 42" | PLT1242 | <input type="checkbox"/> <input type="checkbox"/> <input type="checkbox"/> | 11.0# |
| | | 18 x 42" | PLT1842 | <input type="checkbox"/> <input type="checkbox"/> <input type="checkbox"/> | 17.0# |
| | | 24 x 42" | PLT2442 | <input type="checkbox"/> <input type="checkbox"/> <input type="checkbox"/> | 23.0# |
| | | 30 x 42" | PLT3042 | <input type="checkbox"/> <input type="checkbox"/> <input type="checkbox"/> | 28.0# |
| | | 36 x 42" | PLT3642 | <input type="checkbox"/> <input type="checkbox"/> <input type="checkbox"/> | 34.0# |
| | | 42 x 42" | PLT4242 | <input type="checkbox"/> <input type="checkbox"/> <input type="checkbox"/> | 40.0# |

A

B

HOW TO ORDER

Indicate the following information on order form:

1. Quantity of each item.
2. Model number, including options. See "How To Build a Model Number".
3. Any special service required.

Note:

- The ☐ indicates that a choice is required.
- The absence of the ☐ indicates that no choice is required.
- Alpha-numeric characters in place of ☐ indicate that no other alternatives are available.

HOW TO BUILD A MODEL NUMBER

- A** Select basic model.
- B** Select laminate color. Refer to the **KI Color Addendum** or **KI Fabrics & Finishes binder**.



Build Your Own Tiles

Laminate Tile

| Delivered Pricing | |
|-------------------|-----|
| \$ | 240 |
| | 291 |
| | 328 |
| | 365 |
| | 394 |
| | 434 |
| | |
| \$ | 261 |
| | 311 |
| | 353 |
| | 395 |
| | 438 |
| | 501 |

SPECIAL SERVICES

Special Carton Marking

With specially marked information N/C

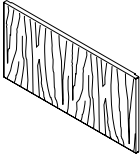
Shipping

Ships **knocked down, FOB Manitowoc, WI 54220, freight prepaid.** Freight class 70.

Specifications and prices are subject to change without prior notice.

Build Your Own Tiles

Veneer Tile

| | | | MODEL NUMBER | | Approx. Packaged Weight |
|--|---|----------|--------------|--|-------------------------|
| | | | Basic Model | Veneer Color | |
| MODEL | W x H | | | | |
|  | Veneer Tile - 12" H | 12 x 12" | PVT1212 | <input type="checkbox"/> <input type="checkbox"/> <input type="checkbox"/> | 4.0# |
| | • Veneer tile available with a maple species veneer face and ends, stained and adhered to a particle board core | 18 x 12" | PVT1812 | <input type="checkbox"/> <input type="checkbox"/> <input type="checkbox"/> | 5.0# |
| | • Tile includes four mounting hooks | 24 x 12" | PVT2412 | <input type="checkbox"/> <input type="checkbox"/> <input type="checkbox"/> | 6.0# |
| | | 30 x 12" | PVT3012 | <input type="checkbox"/> <input type="checkbox"/> <input type="checkbox"/> | 7.0# |
| | | 36 x 12" | PVT3612 | <input type="checkbox"/> <input type="checkbox"/> <input type="checkbox"/> | 8.0# |
| | | 42 x 12" | PVT4212 | <input type="checkbox"/> <input type="checkbox"/> <input type="checkbox"/> | 9.0# |
| | | | | | |
| PVT | | | | | |
| PVT | Veneer Tile - 18" H | 12 x 18" | PVT1218 | <input type="checkbox"/> <input type="checkbox"/> <input type="checkbox"/> | 5.0# |
| | | 18 x 18" | PVT1818 | <input type="checkbox"/> <input type="checkbox"/> <input type="checkbox"/> | 7.0# |
| | | 24 x 18" | PVT2418 | <input type="checkbox"/> <input type="checkbox"/> <input type="checkbox"/> | 9.0# |
| | | 30 x 18" | PVT3018 | <input type="checkbox"/> <input type="checkbox"/> <input type="checkbox"/> | 10.0# |
| | | 36 x 18" | PVT3618 | <input type="checkbox"/> <input type="checkbox"/> <input type="checkbox"/> | 12.0# |
| | | 42 x 18" | PVT4218 | <input type="checkbox"/> <input type="checkbox"/> <input type="checkbox"/> | 13.0# |
| PVT | Veneer Tile - 24" H | 12 x 24" | PVT1224 | <input type="checkbox"/> <input type="checkbox"/> <input type="checkbox"/> | 7.0# |
| | | 18 x 24" | PVT1824 | <input type="checkbox"/> <input type="checkbox"/> <input type="checkbox"/> | 9.0# |
| | | 24 x 24" | PVT2424 | <input type="checkbox"/> <input type="checkbox"/> <input type="checkbox"/> | 11.0# |
| | | 30 x 24" | PVT3024 | <input type="checkbox"/> <input type="checkbox"/> <input type="checkbox"/> | 13.0# |
| | | 36 x 24" | PVT3624 | <input type="checkbox"/> <input type="checkbox"/> <input type="checkbox"/> | 15.0# |
| | | 42 x 24" | PVT4224 | <input type="checkbox"/> <input type="checkbox"/> <input type="checkbox"/> | 17.0# |
| PVT | Veneer Tile - 30" H | 12 x 30" | PVT1230 | <input type="checkbox"/> <input type="checkbox"/> <input type="checkbox"/> | 8.0# |
| | | 18 x 30" | PVT1830 | <input type="checkbox"/> <input type="checkbox"/> <input type="checkbox"/> | 11.0# |
| | | 24 x 30" | PVT2430 | <input type="checkbox"/> <input type="checkbox"/> <input type="checkbox"/> | 14.0# |
| | | 30 x 30" | PVT3030 | <input type="checkbox"/> <input type="checkbox"/> <input type="checkbox"/> | 16.0# |
| | | 36 x 30" | PVT3630 | <input type="checkbox"/> <input type="checkbox"/> <input type="checkbox"/> | 19.0# |
| | | 42 x 30" | PVT4230 | <input type="checkbox"/> <input type="checkbox"/> <input type="checkbox"/> | 21.0# |
| | | | A | B | |

HOW TO ORDER

Indicate the following information on order form:

- Quantity of each item.
- Model number, including options. See "How To Build a Model Number".
- Any special service required.

Note:

- The ☐ indicates that a choice is required.
- The absence of the ☐ indicates that no choice is required.
- Alpha-numeric characters in place of ☐ indicate that no other alternatives are available.

HOW TO BUILD A MODEL NUMBER

- A** Select basic model.
- B** Select veneer color. Refer to the **KI Color Addendum** or **KI Fabrics & Finishes binder**.



| Delivered Pricing | |
|-------------------|-----|
| \$ | 355 |
| | 387 |
| | 437 |
| | 454 |
| | 519 |
| | 554 |
| | |
| \$ | 395 |
| | 437 |
| | 486 |
| | 519 |
| | 587 |
| | 634 |
| \$ | 437 |
| | 486 |
| | 537 |
| | 587 |
| | 645 |
| | 693 |
| \$ | 478 |
| | 537 |
| | 595 |
| | 660 |
| | 719 |
| | 776 |

SPECIAL SERVICES

Special Carton Marking

With specially marked information N/C

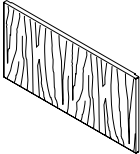
Shipping

Ships **knocked down, FOB Manitowoc, WI 54220, freight prepaid.** Freight class 70.

Specifications and prices are subject to change without prior notice.

Build Your Own Tiles

Veneer Tile

| | | MODEL NUMBER | | Approx. Packaged Weight |
|--|---|----------------|--|-------------------------------|
| | | Basic Model | Veneer Color | |
| MODEL | W x H | | | |
|  | Veneer Tile - 36" H | | | |
| | • Veneer tile available with a maple species veneer face and ends, stained and adhered to a particle board core | | | |
| | • Tile includes four mounting hooks | | | |
| | 12 x 36" | PVT1236 | <input type="checkbox"/> <input type="checkbox"/> <input type="checkbox"/> | 10.0# |
| | 18 x 36" | PVT1836 | <input type="checkbox"/> <input type="checkbox"/> <input type="checkbox"/> | 13.0# |
| | 24 x 36" | PVT2436 | <input type="checkbox"/> <input type="checkbox"/> <input type="checkbox"/> | 16.0# |
| | 30 x 36" | PVT3036 | <input type="checkbox"/> <input type="checkbox"/> <input type="checkbox"/> | 19.0# |
| | 36 x 36" | PVT3636 | <input type="checkbox"/> <input type="checkbox"/> <input type="checkbox"/> | 22.0# |
| | 42 x 36" | PVT4236 | <input type="checkbox"/> <input type="checkbox"/> <input type="checkbox"/> | 25.0# |
| PVT | | | | |
| PVT | Veneer Tile - 42" H | | | |
| | 12 x 42" | PVT1242 | <input type="checkbox"/> <input type="checkbox"/> <input type="checkbox"/> | 12.0# |
| | 18 x 42" | PVT1842 | <input type="checkbox"/> <input type="checkbox"/> <input type="checkbox"/> | 15.0# |
| | 24 x 42" | PVT2442 | <input type="checkbox"/> <input type="checkbox"/> <input type="checkbox"/> | 19.0# |
| | 30 x 42" | PVT3042 | <input type="checkbox"/> <input type="checkbox"/> <input type="checkbox"/> | 22.0# |
| | 36 x 42" | PVT3642 | <input type="checkbox"/> <input type="checkbox"/> <input type="checkbox"/> | 26.0# |
| | 42 x 42" | PVT4242 | <input type="checkbox"/> <input type="checkbox"/> <input type="checkbox"/> | 29.0# |

A

B

HOW TO ORDER

Indicate the following information on order form:

1. Quantity of each item.
2. Model number, including options. See "How To Build a Model Number".
3. Any special service required.

Note:

- The ☐ indicates that a choice is required.
- The absence of the ☐ indicates that no choice is required.
- Alpha-numeric characters in place of ☐ indicate that no other alternatives are available.

HOW TO BUILD A MODEL NUMBER

- A** Select basic model.
- B** Select veneer color.
Refer to the **KI Color Addendum** or **KI Fabrics & Finishes binder**.



| Delivered Pricing | |
|-------------------|-----|
| \$ | 519 |
| | 587 |
| | 652 |
| | 726 |
| | 794 |
| | 868 |
| | |
| \$ | 554 |
| | 634 |
| | 708 |
| | 794 |
| | 868 |
| | 928 |

SPECIAL SERVICES

Special Carton Marking

With specially marked information N/C

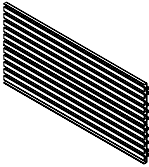
Shipping

Ships **knocked down, FOB Manitowoc, WI 54220, freight prepaid.** Freight class 70.

Specifications and prices are subject to change without prior notice.

Build Your Own Tiles

Tool Tile

| | | | MODEL NUMBER | | Approx. Packaged Weight |
|---|--|--------------|--------------|---|-------------------------|
| | | | Basic Model | Paint Color | |
|  | MODEL | W x H | | | |
| | Tool Tile | 12 x 12" | PLTT1212 | <input type="checkbox"/> <input type="checkbox"/> | 4.0# |
| | • Constructed of painted extruded aluminum | 12 x 18" | PLTT1218 | <input type="checkbox"/> <input type="checkbox"/> | 6.0# |
| | • Slots will accommodate plastic paper management and steel paper management | 12 x 24" | PLTT1224 | <input type="checkbox"/> <input type="checkbox"/> | 7.0# |
| | • 12" high tiles have 10 slots, 18" high -15 slots, 24" high -20 slots | | | | |
| | • Mounting hardware included | | | | |
| PLTT | | | | | |
| PLTT | | 18 x 12" | PLTT1812 | <input type="checkbox"/> <input type="checkbox"/> | 6.0# |
| | | 18 x 18" | PLTT1818 | <input type="checkbox"/> <input type="checkbox"/> | 8.0# |
| | | 18 x 24" | PLTT1824 | <input type="checkbox"/> <input type="checkbox"/> | 11.0# |
| PLTT | | 24 x 12" | PLTT2412 | <input type="checkbox"/> <input type="checkbox"/> | 7.0# |
| | | 24 x 18" | PLTT2418 | <input type="checkbox"/> <input type="checkbox"/> | 11.0# |
| | | 24 x 24" | PLTT2424 | <input type="checkbox"/> <input type="checkbox"/> | 14.0# |
| PLTT | | 30 x 12" | PLTT3012 | <input type="checkbox"/> <input type="checkbox"/> | 9.0# |
| | | 30 x 18" | PLTT3018 | <input type="checkbox"/> <input type="checkbox"/> | 13.0# |
| | | 30 x 24" | PLTT3024 | <input type="checkbox"/> <input type="checkbox"/> | 18.0# |
| PLTT | | 36 x 12" | PLTT3612 | <input type="checkbox"/> <input type="checkbox"/> | 11.0# |
| | | 36 x 18" | PLTT3618 | <input type="checkbox"/> <input type="checkbox"/> | 16.0# |
| | | 36 x 24" | PLTT3624 | <input type="checkbox"/> <input type="checkbox"/> | 21.0# |
| PLTT | | 42 x 12" | PLTT4212 | <input type="checkbox"/> <input type="checkbox"/> | 13.0# |
| | | 42 x 18" | PLTT4218 | <input type="checkbox"/> <input type="checkbox"/> | 19.0# |
| | | 42 x 24" | PLTT4224 | <input type="checkbox"/> <input type="checkbox"/> | 24.0# |
| PLTT | | 48 x 12" | PLTT4812 | <input type="checkbox"/> <input type="checkbox"/> | 14.0# |
| | | 48 x 18" | PLTT4818 | <input type="checkbox"/> <input type="checkbox"/> | 21.0# |
| | | 48 x 24" | PLTT4824 | <input type="checkbox"/> <input type="checkbox"/> | 28.0# |

A

B

HOW TO ORDER

Indicate the following information on order form:

1. Quantity of each item.
2. Model number, including options. See "How To Build a Model Number".
3. Any special service required.

Note:

- The ☐ indicates that a choice is required.
- The absence of the ☐ indicates that no choice is required.
- Alpha-numeric characters in place of ☐ indicate that no other alternatives are available.

HOW TO BUILD A MODEL NUMBER

- A** Select basic model.
- B** Select paint color.
Refer to the **KI Color Addendum** or **KI Fabrics & Finishes binder**.
Metallic paint requires upcharge.



Build Your Own Tiles

Tool Tile

| Delivered Pricing | Metallic Paint add to list price |
|-------------------|--|
| \$ 188 | \$ 30 |
| 216 | 32 |
| 248 | 36 |
| | |
| | |
| | |
| | |
| \$ 212 | \$ 31 |
| 261 | 37 |
| 296 | 41 |
| \$ 218 | \$ 32 |
| 272 | 39 |
| 328 | 48 |
| \$ 240 | \$ 35 |
| 316 | 43 |
| 367 | 51 |
| \$ 278 | \$ 40 |
| 360 | 51 |
| 445 | 64 |
| \$ 279 | \$ 40 |
| 376 | 52 |
| 446 | 64 |
| \$ 283 | \$ 40 |
| 381 | 54 |
| 448 | 64 |

SPECIAL SERVICES

Special Carton Marking

With specially marked information N/C

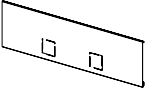
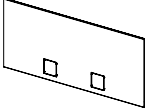
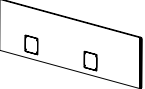
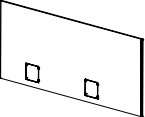
Shipping

Ships **knocked down, FOB Manitowoc, WI 54220, freight prepaid.** Freight class 70.

Specifications and prices are subject to change without prior notice.

Build Your Own Tiles

Upholstered Raceway Tile

| | | | MODEL NUMBER | | Approx. Packaged Weight |
|---|---|----------|----------------|-----------------|-------------------------------|
| | | | Basic Model | Fabric Color | |
|  PRTU | Domestic Power Raceway Tile - 12"H <ul style="list-style-type: none">Fabric raceway tileTwo field removable knock-outsIncludes steel trough for data cabling | 12 x 12" | PRTU1212A | □□□□ | 2.0# |
| | | 18 x 12" | PRTU1812A | □□□□ | 3.0# |
| | | 24 x 12" | PRTU2412A | □□□□ | 3.0# |
| | | 30 x 12" | PRTU3012A | □□□□ | 4.0# |
| | | 36 x 12" | PRTU3612A | □□□□ | 5.0# |
| | | 42 x 12" | PRTU4212A | □□□□ | 6.0# |
| | | 48 x 12" | PRTU4812A | □□□□ | 7.0# |
| | | 54 x 12" | PRTU5412A | □□□□ | 8.0# |
| | | 60 x 12" | PRTU6012A | □□□□ | 9.0# |
|  PRTU | Domestic Power Raceway Tile - 18"H | 12 x 18" | PRTU1218A | □□□□ | 4.0# |
| | | 18 x 18" | PRTU1818A | □□□□ | 5.0# |
| | | 24 x 18" | PRTU2418A | □□□□ | 6.0# |
| | | 30 x 18" | PRTU3018A | □□□□ | 7.0# |
| | | 36 x 18" | PRTU3618A | □□□□ | 8.0# |
| | | 42 x 18" | PRTU4218A | □□□□ | 9.0# |
| | | 48 x 18" | PRTU4818A | □□□□ | 10.0# |
| | | 54 x 18" | PRTU5418A | □□□□ | 11.0# |
| | | 60 x 18" | PRTU6018A | □□□□ | 12.0# |
|  PCTU | Chicago Power Raceway Tile - 12"H <ul style="list-style-type: none">Fabric raceway tileTwo field removable knock-outsIncludes steel trough for data cabling | 24 x 12" | PCTU2412A | □□□□ | 3.0# |
| | | 30 x 12" | PCTU3012A | □□□□ | 4.0# |
| | | 36 x 12" | PCTU3612A | □□□□ | 5.0# |
| | | 42 x 12" | PCTU4212A | □□□□ | 6.0# |
| | | 48 x 12" | PCTU4812A | □□□□ | 7.0# |
| | | 54 x 12" | PCTU5412A | □□□□ | 8.0# |
| | | 60 x 12" | PCTU6012A | □□□□ | 9.0# |
|  PCTU | Chicago Power Raceway Tile - 18"H | 24 x 18" | PCTU2418A | □□□□ | 3.0# |
| | | 30 x 18" | PCTU3018A | □□□□ | 4.0# |
| | | 36 x 18" | PCTU3618A | □□□□ | 5.0# |
| | | 42 x 18" | PCTU4218A | □□□□ | 6.0# |
| | | 48 x 18" | PCTU4818A | □□□□ | 7.0# |
| | | 54 x 18" | PCTU5418A | □□□□ | 8.0# |
| | | 60 x 18" | PCTU6018A | □□□□ | 9.0# |

A

B

HOW TO ORDER

Indicate the following information on order form:

- Quantity of each item.
- Model number, including options. See "How To Build a Model Number".
- Any special service required.

Note:

- The □ indicates that a choice is required.
- The absence of the □ indicates that no choice is required.
- Alpha-numeric characters in place of □ indicate that no other alternatives are available.

HOW TO BUILD A MODEL NUMBER

- A** Select basic model.
- B** Select fabric color.
Refer to the **KI Color Addendum** or **KI Fabrics & Finishes binder**
Delivered pricing per tile. May choose different fabric for each tile.

INFORMATION

KNOCKOUT AVAILABILITY BY WIDTH

| Width | Knockouts |
|-------|-----------|
| 12" | 0" |
| 18" | 0" |
| 24" | 1" |
| 30" | 2" |
| 36" | 3" |
| 42" | 4" |
| 48" | 4" |
| 54" | 4" |
| 60" | 4" |

INFORMATION

Fabric Disclaimer
Fabric will be applied as swatched by the fabric manufacturer. Fabric that is required to be applied differently than is swatched will need a Special Cost Request written specifying the direction the fabric is to be applied. The posted standard lead time will apply to the Special Cost Request.



Build Your Own Tiles

Upholstered Raceway Tile

| Delivered Pricing Fabric Grade 1 & C.O.M. | Delivered Pricing Fabric Grade 2 | Delivered Pricing Fabric Grade 3 & Pallas Vertical Fabric Grade PV | Delivered Pricing Pallas Vertical Fabric Grade PV1 | Delivered Pricing Pallas Vertical Fabric Grade PV2 |
|---|--|--|---|---|
| \$ 106 | \$ 108 | \$ 111 | \$ 116 | \$ 123 |
| 112 | 116 | 119 | 123 | 130 |
| 115 | 118 | 121 | 125 | 132 |
| 122 | 125 | 127 | 131 | 139 |
| 134 | 137 | 142 | 147 | 152 |
| 142 | 146 | 148 | 154 | 167 |
| 146 | 149 | 151 | 158 | 170 |
| 151 | 154 | 158 | 170 | 177 |
| 169 | 173 | 177 | 182 | 189 |
| \$ 134 | \$ 138 | \$ 142 | \$ 149 | \$ 153 |
| 138 | 143 | 146 | 152 | 157 |
| 152 | 155 | 161 | 173 | 178 |
| 187 | 191 | 198 | 209 | 217 |
| 197 | 201 | 212 | 218 | 226 |
| 209 | 215 | 220 | 228 | 239 |
| 220 | 226 | 234 | 242 | 254 |
| 225 | 230 | 240 | 245 | 260 |
| 235 | 240 | 248 | 260 | 269 |
| \$ 115 | \$ 118 | \$ 121 | \$ 125 | \$ 132 |
| 122 | 125 | 127 | 131 | 139 |
| 134 | 137 | 142 | 147 | 152 |
| 142 | 146 | 148 | 154 | 167 |
| 146 | 149 | 151 | 158 | 170 |
| 151 | 154 | 158 | 170 | 177 |
| 169 | 173 | 176 | 182 | 189 |
| \$ 152 | \$ 155 | \$ 161 | \$ 173 | \$ 178 |
| 187 | 191 | 198 | 209 | 217 |
| 197 | 201 | 212 | 218 | 226 |
| 209 | 215 | 220 | 228 | 239 |
| 220 | 226 | 234 | 242 | 254 |
| 225 | 230 | 240 | 245 | 260 |
| 235 | 240 | 248 | 260 | 269 |

SPECIAL SERVICES

Special Carton Marking

With specially marked information N/C

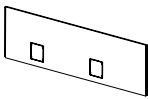
Shipping

Ships **knocked down, FOB Manitowoc, WI 54220, freight prepaid.** Freight class 70.

Specifications and prices are subject to change without prior notice.

Build Your Own Tiles

Laminate Raceway Tile

| | | | MODEL NUMBER | | | | Approx. Packaged Weight |
|--|--|----------|--------------|---|--|---|-------------------------|
| | | | Basic Model | Cutouts | Laminate Color | Bezel Color | |
| MODEL | W x H | | | | | | |
|  PRTL | Laminate Raceway Tile | 12 x 12" | PRTL1212 | NH | <input type="checkbox"/> <input type="checkbox"/> <input type="checkbox"/> | <input type="checkbox"/> <input type="checkbox"/> | 2.0# |
| | • Steel raceway tile with .04 laminate face adhered to steel front | 18 x 12" | PRTL1812 | NH | <input type="checkbox"/> <input type="checkbox"/> <input type="checkbox"/> | <input type="checkbox"/> <input type="checkbox"/> | 3.0# |
| | • Cutouts for receptacles are factory cut only | 24 x 12" | PRTL2412 | <input type="checkbox"/> <input type="checkbox"/> | <input type="checkbox"/> <input type="checkbox"/> <input type="checkbox"/> | <input type="checkbox"/> <input type="checkbox"/> | 4.0# |
| | | 30 x 12" | PRTL3012 | <input type="checkbox"/> <input type="checkbox"/> | <input type="checkbox"/> <input type="checkbox"/> <input type="checkbox"/> | <input type="checkbox"/> <input type="checkbox"/> | 5.0# |
| | • 12" and 18" wide available with "NH" - no cutouts only | 36 x 12" | PRTL3612 | <input type="checkbox"/> <input type="checkbox"/> | <input type="checkbox"/> <input type="checkbox"/> <input type="checkbox"/> | <input type="checkbox"/> <input type="checkbox"/> | 6.0# |
| | • 24" wide with "2H" will receive only one cutout | 42 x 12" | PRTL4212 | <input type="checkbox"/> <input type="checkbox"/> | <input type="checkbox"/> <input type="checkbox"/> <input type="checkbox"/> | <input type="checkbox"/> <input type="checkbox"/> | 7.0# |
| | | 48 x 12" | PRTL4812 | <input type="checkbox"/> <input type="checkbox"/> | <input type="checkbox"/> <input type="checkbox"/> <input type="checkbox"/> | <input type="checkbox"/> <input type="checkbox"/> | 8.0# |
| | | 54 x 12" | PRTL5412 | <input type="checkbox"/> <input type="checkbox"/> | <input type="checkbox"/> <input type="checkbox"/> <input type="checkbox"/> | <input type="checkbox"/> <input type="checkbox"/> | 9.0# |
| | | 60 x 12" | PRTL6012 | <input type="checkbox"/> <input type="checkbox"/> | <input type="checkbox"/> <input type="checkbox"/> <input type="checkbox"/> | <input type="checkbox"/> <input type="checkbox"/> | 10.0# |
| | | | A | B | C | D | |

HOW TO ORDER

Indicate the following information on order form:

- Quantity of each item.
- Model number, including options. See "How To Build a Model Number".
- Any special service required.

- Note:
- The ☐ indicates that a choice is required.
 - The absence of the ☐ indicates that no choice is required.
 - Alpha-numeric characters in place of ☐ indicate that no other alternatives are available.

HOW TO BUILD A MODEL NUMBER

- A** Select basic model.
- | | |
|-----------|-------------------------|
| 2H | - Two cutouts |
| CH | - Chicago-style cutouts |
| MH | - Multiple cutouts |
| NH | - No cutouts |
- C** Select laminate color.
Refer to the **KI Color Addendum** or **KI Fabrics & Finishes binder**.
- D** Select bezel color.
Refer to the **KI Color Addendum** or **KI Fabrics & Finishes binder**.



Build Your Own Tiles

Laminate Raceway Tile

| Delivered Pricing | |
|-------------------|-----|
| \$ | 179 |
| | 187 |
| | 190 |
| | 194 |
| | 199 |
| | 221 |
| | 228 |
| | 244 |
| | 268 |

SPECIAL SERVICES

Special Carton Marking

With specially marked information N/C

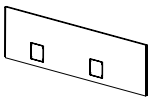
Shipping

Ships **knocked down, FOB Manitowoc, WI 54220, freight prepaid.** Freight class 70.

Specifications and prices are subject to change without prior notice.

Build Your Own Tiles

Painted Steel Raceway Tile

| | | | MODEL NUMBER | | | | Approx. Packaged Weight |
|--|--|----------|----------------|---|---|---|-------------------------------|
| | | | Basic Model | Cutouts | Paint Color | Bezel Color | |
|  PRTS | Painted Steel Raceway Tile - 12"H <ul style="list-style-type: none">• Cutouts for receptacles are factory cut only• 12" and 18" wide available with "NH" - no cutouts only• 24" wide with "2H" will receive only one cutout• 30" wide and larger standard to receive two cutouts | 12 x 12" | PRTS1212 | <input type="checkbox"/> <input type="checkbox"/> | <input type="checkbox"/> <input type="checkbox"/> | | 2.0# |
| | | 18 x 12" | PRTS1812 | <input type="checkbox"/> <input type="checkbox"/> | <input type="checkbox"/> <input type="checkbox"/> | | 3.0# |
| | | 24 x 12" | PRTS2412 | <input type="checkbox"/> <input type="checkbox"/> | <input type="checkbox"/> <input type="checkbox"/> | <input type="checkbox"/> <input type="checkbox"/> <input type="checkbox"/> <input type="checkbox"/> | 4.0# |
| | | 30 x 12" | PRTS3012 | <input type="checkbox"/> <input type="checkbox"/> | <input type="checkbox"/> <input type="checkbox"/> | <input type="checkbox"/> <input type="checkbox"/> <input type="checkbox"/> <input type="checkbox"/> | 5.0# |
| | | 36 x 12" | PRTS3612 | <input type="checkbox"/> <input type="checkbox"/> | <input type="checkbox"/> <input type="checkbox"/> | <input type="checkbox"/> <input type="checkbox"/> <input type="checkbox"/> <input type="checkbox"/> | 6.0# |
| | | 42 x 12" | PRTS4212 | <input type="checkbox"/> <input type="checkbox"/> | <input type="checkbox"/> <input type="checkbox"/> | <input type="checkbox"/> <input type="checkbox"/> <input type="checkbox"/> <input type="checkbox"/> | 7.0# |
| | | 48 x 12" | PRTS4812 | <input type="checkbox"/> <input type="checkbox"/> | <input type="checkbox"/> <input type="checkbox"/> | <input type="checkbox"/> <input type="checkbox"/> <input type="checkbox"/> <input type="checkbox"/> | 8.0# |
| | | 54 x 12" | PRTS5412 | <input type="checkbox"/> <input type="checkbox"/> | <input type="checkbox"/> <input type="checkbox"/> | <input type="checkbox"/> <input type="checkbox"/> <input type="checkbox"/> <input type="checkbox"/> | 9.0# |
| | | 60 x 12" | PRTS6012 | <input type="checkbox"/> <input type="checkbox"/> | <input type="checkbox"/> <input type="checkbox"/> | <input type="checkbox"/> <input type="checkbox"/> <input type="checkbox"/> <input type="checkbox"/> | 10.0# |
| PRTS | Painted Steel Raceway Tile - 18"H | 12 x 18" | PRTS1218 | <input type="checkbox"/> <input type="checkbox"/> | <input type="checkbox"/> <input type="checkbox"/> | | 2.0# |
| | | 18 x 18" | PRTS1818 | <input type="checkbox"/> <input type="checkbox"/> | <input type="checkbox"/> <input type="checkbox"/> | | 3.0# |
| | | 24 x 18" | PRTS2418 | <input type="checkbox"/> <input type="checkbox"/> | <input type="checkbox"/> <input type="checkbox"/> | <input type="checkbox"/> <input type="checkbox"/> <input type="checkbox"/> <input type="checkbox"/> | 4.0# |
| | | 30 x 18" | PRTS3018 | <input type="checkbox"/> <input type="checkbox"/> | <input type="checkbox"/> <input type="checkbox"/> | <input type="checkbox"/> <input type="checkbox"/> <input type="checkbox"/> <input type="checkbox"/> | 5.0# |
| | | 36 x 18" | PRTS3618 | <input type="checkbox"/> <input type="checkbox"/> | <input type="checkbox"/> <input type="checkbox"/> | <input type="checkbox"/> <input type="checkbox"/> <input type="checkbox"/> <input type="checkbox"/> | 6.0# |
| | | 42 x 18" | PRTS4218 | <input type="checkbox"/> <input type="checkbox"/> | <input type="checkbox"/> <input type="checkbox"/> | <input type="checkbox"/> <input type="checkbox"/> <input type="checkbox"/> <input type="checkbox"/> | 7.0# |
| | | 48 x 18" | PRTS4818 | <input type="checkbox"/> <input type="checkbox"/> | <input type="checkbox"/> <input type="checkbox"/> | <input type="checkbox"/> <input type="checkbox"/> <input type="checkbox"/> <input type="checkbox"/> | 8.0# |
| | | 54 x 18" | PRTS5418 | <input type="checkbox"/> <input type="checkbox"/> | <input type="checkbox"/> <input type="checkbox"/> | <input type="checkbox"/> <input type="checkbox"/> <input type="checkbox"/> <input type="checkbox"/> | 9.0# |
| | | 60 x 18" | PRTS6018 | <input type="checkbox"/> <input type="checkbox"/> | <input type="checkbox"/> <input type="checkbox"/> | <input type="checkbox"/> <input type="checkbox"/> <input type="checkbox"/> <input type="checkbox"/> | 10.0# |

A **B** **C** **D**

HOW TO ORDER

Indicate the following information on order form:

1. Quantity of each item.
2. Model number, including options. See "How To Build a Model Number".
3. Any special service required.

Note:

- The ☐ indicates that a choice is required.
- The absence of the ☐ indicates that no choice is required.
- Alpha-numeric characters in place of ☐ indicate that no other alternatives are available.

HOW TO BUILD A MODEL NUMBER

- A** Select basic model.
- B** Select cutouts.
- | | |
|-----------|------------------------------|
| 2H | - Two cutouts; add \$7 |
| CH | - Chicago-style cutouts |
| MH | - Multiple cutouts; add \$17 |
| NH | - No cutouts |
- C** Select paint color.
Refer to the **KI Color Addendum** or **KI Fabrics & Finishes binder**.
Metallic paint requires upcharge.
- D** Select bezel color.
Refer to the **KI Color Addendum** or **KI Fabrics & Finishes binder**.



Build Your Own Tiles

Painted Steel Raceway Tile

| Delivered Pricing | | Metallic Paint add to list price | |
|-------------------|-----|----------------------------------|---|
| \$ | 86 | \$ | 1 |
| | 95 | | 1 |
| | 102 | | 2 |
| | 112 | | 2 |
| | 119 | | 3 |
| | 126 | | 3 |
| | 143 | | 4 |
| | 146 | | 4 |
| | 169 | | 5 |
| \$ | 93 | \$ | 1 |
| | 101 | | 1 |
| | 108 | | 2 |
| | 119 | | 2 |
| | 125 | | 3 |
| | 134 | | 3 |
| | 146 | | 4 |
| | 148 | | 4 |
| | 153 | | 5 |

SPECIAL SERVICES

Special Carton Marking

With specially marked information N/C



Shipping

Ships **knocked down, FOB Manitowoc, WI 54220, freight prepaid.** Freight class 70.

Specifications and prices are subject to change without prior notice.

Build Your Own Components

Universal Trim

| | | | MODEL NUMBER | | | | | |
|-------|--|-----|--------------|--------------|------------|-------------------------|-------------------|--|
| MODEL | | H | Basic Model | Fabric Color | Trim Color | Approx. Packaged Weight | Delivered Pricing | |
| HRDPT |  Unupholstered Universal Trim (Full-Height) <ul style="list-style-type: none">• Unupholstered• Trim colored• Note: Order height 6" less than panel height | 18" | UTF18 | | □□ | 1.0# | \$ 17 | |
| | | 24" | UTF24 | | □□ | 1.0# | 17 | |
| | | 30" | UTF30 | | □□ | 1.0# | 22 | |
| | | 36" | UTF36 | | □□ | 1.0# | 29 | |
| | | 42" | UTF42 | | □□ | 1.0# | 29 | |
| | | 48" | UTF48 | | □□ | 1.0# | 37 | |
| | | 54" | UTF54 | | □□ | 2.0# | 37 | |
| | | 60" | UTF60 | | □□ | 2.0# | 37 | |
| | | 66" | UTF66 | | □□ | 2.0# | 41 | |
| | | 72" | UTF72 | | □□ | 2.0# | 46 | |
| | | 78" | UTF78 | | □□ | 2.0# | 52 | |
| | | 84" | UTF84 | | □□ | 2.0# | 52 | |
| UTFF |  Upholstered Universal Trim (Full-Height) <ul style="list-style-type: none">• Upholstered• Note: Order height 6" less than panel height | 18" | UTFF18 | □□□□ | | 1.0# | N/A | |
| | | 24" | UTFF24 | □□□□ | | 1.0# | N/A | |
| | | 30" | UTFF30 | □□□□ | | 1.0# | N/A | |
| | | 36" | UTFF36 | □□□□ | | 1.0# | N/A | |
| | | 42" | UTFF42 | □□□□ | | 1.0# | N/A | |
| | | 48" | UTFF48 | □□□□ | | 1.0# | N/A | |
| | | 54" | UTFF54 | □□□□ | | 2.0# | N/A | |
| | | 60" | UTFF60 | □□□□ | | 2.0# | N/A | |
| | | 66" | UTFF66 | □□□□ | | 2.0# | N/A | |
| | | 72" | UTFF72 | □□□□ | | 2.0# | N/A | |
| | | 78" | UTFF78 | □□□□ | | 2.0# | N/A | |
| | | 84" | UTFF84 | □□□□ | | 2.0# | N/A | |
| | | | | A | B | C | | |

HOW TO ORDER

Indicate the following information on order form:

- Quantity of each item.
- Model number, including options. See "How To Build a Model Number".
- Any special service required.

Note:

- The ☐ indicates that a choice is required.
- The absence of the ☐ indicates that no choice is required.
- Alpha-numeric characters in place of ☐ indicate that no other alternatives are available.

HOW TO BUILD A MODEL NUMBER

- A** Select basic model.
- B** Select fabric color.
Refer to the **KI Color Addendum** or **KI Fabrics & Finishes binder**
Delivered pricing per tile. May choose different fabric for each tile.
- C** Select trim color.
Refer to the **KI Color Addendum** or **KI Fabrics & Finishes binder**.
Metallic paint requires upcharge.



Build Your Own Components

Universal Trim

| Delivered Pricing Fabric Grade 1 & C.O.M. | Delivered Pricing Fabric Grade 2 | Delivered Pricing Fabric Grade 3 & Pallas Vertical Fabric Grade PV | Delivered Pricing Pallas Vertical Fabric Grade PV1 | Delivered Pricing Pallas Vertical Fabric Grade PV2 | Metallic Paint add to list price |
|--|---|--|--|--|---|
| | | | | | \$ 9 |
| | | | | | 9 |
| | | | | | 9 |
| | | | | | 12 |
| | | | | | 16 |
| | | | | | 16 |
| | | | | | 16 |
| | | | | | 27 |
| | | | | | 27 |
| | | | | | 27 |
| | | | | | 29 |
| | | | | | 32 |
| \$ 49 | \$ 50 | \$ 50 | \$ 51 | \$ 51 | N/A |
| 49 | 50 | 50 | 51 | 51 | N/A |
| 54 | 57 | 57 | 58 | 59 | N/A |
| 59 | 60 | 60 | 61 | 62 | N/A |
| 62 | 63 | 63 | 64 | 65 | N/A |
| 73 | 76 | 76 | 79 | 81 | N/A |
| 76 | 79 | 79 | 80 | 82 | N/A |
| 76 | 79 | 79 | 80 | 82 | N/A |
| 82 | 84 | 85 | 86 | 87 | N/A |
| 90 | 91 | 93 | 94 | 96 | N/A |
| 96 | 97 | 99 | 100 | 102 | N/A |
| 96 | 97 | 99 | 100 | 102 | N/A |

SPECIAL SERVICES

Special Carton Marking

With specially marked information N/C





Shipping

Ships **knocked down, FOB Manitowoc, WI 54220, freight prepaid.** Freight class 70.

Specifications and prices are subject to change without prior notice.

Build Your Own Components

Universal Trim

| | | MODEL NUMBER | | | Approx. Packaged Weight Delivered Pricing | |
|--|--|--------------|--------------|---|--|-------|
| | | Basic Model | Fabric Color | Trim Color | | |
|  HRDPT | Unupholstered Universal Trim (Height-Change) <ul style="list-style-type: none">• Unupholstered• Trim Colored | 6" | UTH06 | <input type="checkbox"/> <input type="checkbox"/> | 1.0# | \$ 4 |
| | | 12" | UTH12 | <input type="checkbox"/> <input type="checkbox"/> | 1.0# | 6 |
| | | 18" | UTH18 | <input type="checkbox"/> <input type="checkbox"/> | 1.0# | 10 |
| | | 24" | UTH24 | <input type="checkbox"/> <input type="checkbox"/> | 1.0# | 17 |
| | | 30" | UTH30 | <input type="checkbox"/> <input type="checkbox"/> | 1.0# | 22 |
| | | 36" | UTH36 | <input type="checkbox"/> <input type="checkbox"/> | 1.0# | 29 |
| | | 42" | UTH42 | <input type="checkbox"/> <input type="checkbox"/> | 1.0# | 29 |
| | | 48" | UTH48 | <input type="checkbox"/> <input type="checkbox"/> | 1.0# | 37 |
| | | 54" | UTH54 | <input type="checkbox"/> <input type="checkbox"/> | 2.0# | 37 |
|  UTHF | Upholstered Universal Trim (Height-Change) <ul style="list-style-type: none">• Upholstered | 6" | UTHF06 | <input type="checkbox"/> <input type="checkbox"/> <input type="checkbox"/> <input type="checkbox"/> | 1.0# | N/A |
| | | 12" | UTHF12 | <input type="checkbox"/> <input type="checkbox"/> <input type="checkbox"/> <input type="checkbox"/> | 1.0# | N/A |
| | | 18" | UTHF18 | <input type="checkbox"/> <input type="checkbox"/> <input type="checkbox"/> <input type="checkbox"/> | 1.0# | N/A |
| | | 24" | UTHF24 | <input type="checkbox"/> <input type="checkbox"/> <input type="checkbox"/> <input type="checkbox"/> | 1.0# | N/A |
| | | 30" | UTHF30 | <input type="checkbox"/> <input type="checkbox"/> <input type="checkbox"/> <input type="checkbox"/> | 1.0# | N/A |
| | | 36" | UTHF36 | <input type="checkbox"/> <input type="checkbox"/> <input type="checkbox"/> <input type="checkbox"/> | 1.0# | N/A |
| | | 42" | UTHF42 | <input type="checkbox"/> <input type="checkbox"/> <input type="checkbox"/> <input type="checkbox"/> | 1.0# | N/A |
| | | 48" | UTHF48 | <input type="checkbox"/> <input type="checkbox"/> <input type="checkbox"/> <input type="checkbox"/> | 1.0# | N/A |
| | | 54" | UTHF54 | <input type="checkbox"/> <input type="checkbox"/> <input type="checkbox"/> <input type="checkbox"/> | 2.0# | N/A |
|  HRDPT | Unupholstered Universal Trim (Height-Change) <ul style="list-style-type: none">• Unupholstered | 12" | UTHS12 | <input type="checkbox"/> <input type="checkbox"/> | 1.0# | \$ 12 |
| | | 18" | UTHS18 | <input type="checkbox"/> <input type="checkbox"/> | 1.0# | 12 |
| | | 24" | UTHS24 | <input type="checkbox"/> <input type="checkbox"/> | 1.0# | 22 |
| | | | | | | |
| | | | | | | |
|  UTHSF | Upholstered Universal Trim Stackable (Height-Change) <ul style="list-style-type: none">• Upholstered | 12" | UTHSF12 | <input type="checkbox"/> <input type="checkbox"/> <input type="checkbox"/> <input type="checkbox"/> | 1.0# | N/A |
| | | 18" | UTHSF18 | <input type="checkbox"/> <input type="checkbox"/> <input type="checkbox"/> <input type="checkbox"/> | 1.0# | N/A |
| | | 24" | UTHSF24 | <input type="checkbox"/> <input type="checkbox"/> <input type="checkbox"/> <input type="checkbox"/> | 1.0# | N/A |
| | | | | | | |
| | | | | | | |

A **B** **C**

HOW TO ORDER

Indicate the following information on order form:

1. Quantity of each item.
2. Model number, including options. See "How To Build a Model Number".
3. Any special service required.

Note: • The ☐ indicates that a choice is required.
• The absence of the ☐ indicates that no choice is required.
• Alpha-numeric characters in place of ☐ indicate that no other alternatives are available.

HOW TO BUILD A MODEL NUMBER

- A** Select basic model.
- B** Select fabric color.
Refer to the **KI Color Addendum** or **KI Fabrics & Finishes binder**
- C** Select trim color.
Refer to the **KI Color Addendum** or **KI Fabrics & Finishes binder**.
Metallic paint requires upcharge.

Universal Trim

| | | |
|-----|-----|----|
| 7 | 7 | \$ |
| 8 | 9 | |
| 9 | 12 | |
| 16 | 16 | |
| 16 | 16 | |
| N/A | N/A | |
| N/A | N/A | |
| N/A | N/A | |
| N/A | N/A | |
| N/A | N/A | |
| N/A | N/A | |
| 7 | 8 | \$ |
| 8 | 9 | |

Special Carton Marking

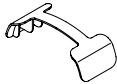
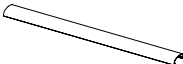
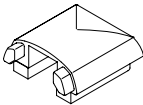
1/C

Ships **knocked down, FOB Manitowoc, WI 54220, freight prepaid.** Freight class 70.

Specifications and prices are subject to change without prior notice.

Build Your Own Components

Trim Pieces

| | | MODEL NUMBER | | | Approx. Packaged Weight |
|---|----------------------|----------------|---|---|-------------------------------|
| | | Basic Model | Trim Color | Paint Color | |
|  | Top Cap Splice Plate | 46.0365 | <input type="checkbox"/> <input type="checkbox"/> | | 1.0# |
| | | | | | |
| | | | | | |
| | | | | | |
| HRDPT | | | | | |
|  | Top Cap | 12" | 46.0040.12 | <input type="checkbox"/> <input type="checkbox"/> | 1.0# |
| | | 18" | 46.0040.18 | <input type="checkbox"/> <input type="checkbox"/> | 1.0# |
| | | 24" | 46.0040.24 | <input type="checkbox"/> <input type="checkbox"/> | 1.0# |
| | | 30" | 46.0040.30 | <input type="checkbox"/> <input type="checkbox"/> | 1.0# |
| | | 36" | 46.0040.36 | <input type="checkbox"/> <input type="checkbox"/> | 1.0# |
| | | 42" | 46.0040.42 | <input type="checkbox"/> <input type="checkbox"/> | 1.0# |
| | | 48" | 46.0040.48 | <input type="checkbox"/> <input type="checkbox"/> | 2.0# |
| | | 54" | 46.0040.54 | <input type="checkbox"/> <input type="checkbox"/> | 2.0# |
|  | 1-Way (Dead End) Cap | 60" | 46.0040.60 | <input type="checkbox"/> <input type="checkbox"/> | 2.0# |
| | | | | | |
| | | | | | |
| | | | | | |
| HRDPT | | | | | |
| | | A | B | C | |

HOW TO ORDER

Indicate the following information on order form:

1. Quantity of each item.
2. Model number, including options. See "How To Build a Model Number".
3. Any special service required.

Note:

- The ☐ indicates that a choice is required.
- The absence of the ☐ indicates that no choice is required.
- Alpha-numeric characters in place of ☐ indicate that no other alternatives are available.

HOW TO BUILD A MODEL NUMBER

- A** Select basic model.
- B** Select trim color.
Refer to the **KI Color Addendum** or **KI Fabrics & Finishes binder**.
- C** Select paint color.
Refer to the **KI Color Addendum** or **KI Fabrics & Finishes binder**.
Metallic paint requires upcharge.



| Delivered Pricing | |
|-------------------|----|
| \$ | 1 |
| | |
| | |
| | |
| \$ | 12 |
| | 17 |
| | 26 |
| | 31 |
| | 31 |
| | 41 |
| | 41 |
| | 41 |
| | 51 |
| \$ | 4 |
| | |
| | |
| | |
| | |

SPECIAL SERVICES

Special Carton Marking

With specially marked information N/C

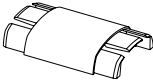



Shipping

Ships **knocked down, FOB Manitowoc, WI 54220, freight prepaid.** Freight class 70.

Specifications and prices are subject to change without prior notice.

Build Your Own Components

Trim Pieces

| MODEL | MODEL NUMBER | | Approx. Packaged Weight |
|--|---------------------|----------------|--|
| | Basic Model | Paint Color | |
|  HRDPT | 180° Degree Top Cap | 46.0089 | <input type="checkbox"/> <input type="checkbox"/> 1.0# |
| | | | |
| | | | |
| | | | |
|  HRDPT | 90° Degree Top Cap | 46.0088 | <input type="checkbox"/> <input type="checkbox"/> 1.0# |
| | | | |
| | | | |
| | | | |
|  HRDPT | 3-Way Cap | 46.0091 | <input type="checkbox"/> <input type="checkbox"/> 1.0# |
| | | | |
| | | | |
| | | | |
|  HRDPT | 4-Way Cap | 46.0042 | <input type="checkbox"/> <input type="checkbox"/> 1.0# |
| | | | |
| | | | |
| | | | |

A

B

HOW TO ORDER

Indicate the following information on order form:

1. Quantity of each item.
2. Model number, including options. See "How To Build a Model Number".
3. Any special service required.

Note:

- The ☐ indicates that a choice is required.
- The absence of the ☐ indicates that no choice is required.
- Alpha-numeric characters in place of ☐ indicate that no other alternatives are available.

HOW TO BUILD A MODEL NUMBER

- A** Select basic model.
- B** Select paint color.
Refer to the **KI Color Addendum** or **KI Fabrics & Finishes binder**.
Metallic paint requires upcharge.



| | |
|-------------------|----|
| Delivered Pricing | |
| \$ | 12 |
| | |
| | |
| | |
| \$ | 11 |
| | |
| | |
| | |
| \$ | 12 |
| | |
| | |
| | |
| \$ | 11 |
| | |
| | |
| | |

SPECIAL SERVICES

Special Carton Marking

With specially marked information N/C




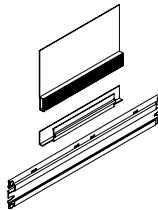
Shipping

Ships **knocked down, FOB Manitowoc, WI 54220, freight prepaid.** Freight class 70.

Specifications and prices are subject to change without prior notice.

Build Your Own Components

Trim Pieces

| | | MODEL NUMBER | | Approx. Packaged Weight | |
|---|--|----------------|---|---|------|
| | | Basic Model | Paint Color | | |
|  HRDPT | End-Of-Run with End-Of-Run Top Cap <ul style="list-style-type: none">Note: Order height same height as adjacent panel | H | | | |
| | | 30" | PET30 | <input type="checkbox"/> <input type="checkbox"/> | 1.0# |
| | | 36" | PET36 | <input type="checkbox"/> <input type="checkbox"/> | 1.0# |
| | | 42" | PET42 | <input type="checkbox"/> <input type="checkbox"/> | 2.0# |
| | | 48" | PET48 | <input type="checkbox"/> <input type="checkbox"/> | 2.0# |
| | | 54" | PET54 | <input type="checkbox"/> <input type="checkbox"/> | 2.0# |
| | | 60" | PET60 | <input type="checkbox"/> <input type="checkbox"/> | 2.0# |
| | | 66" | PET66 | <input type="checkbox"/> <input type="checkbox"/> | 2.0# |
| | | 72" | PET72 | <input type="checkbox"/> <input type="checkbox"/> | 2.0# |
| | | 78" | PET78 | <input type="checkbox"/> <input type="checkbox"/> | 2.0# |
| | 84" | PET84 | <input type="checkbox"/> <input type="checkbox"/> | 3.0# | |
|  HRDPT | Stackable End-Of-Run <ul style="list-style-type: none">Trim for exposed ends of stackable panels | 12" | PSET12 | <input type="checkbox"/> <input type="checkbox"/> | 1.0# |
| | | 18" | PSET18 | <input type="checkbox"/> <input type="checkbox"/> | 1.0# |
| | | 24" | PSET24 | <input type="checkbox"/> <input type="checkbox"/> | 1.0# |
| | | | | | |
| | | | | | |
|  HRDPT | In-Line Height-Change Trim <ul style="list-style-type: none">Includes end-of-run top and bottom cap | 6" | PVET06 | <input type="checkbox"/> <input type="checkbox"/> | 1.0# |
| | | 12" | PVET12 | <input type="checkbox"/> <input type="checkbox"/> | 1.0# |
| | | 18" | PVET18 | <input type="checkbox"/> <input type="checkbox"/> | 1.0# |
| | | 24" | PVET24 | <input type="checkbox"/> <input type="checkbox"/> | 1.0# |
| | | 30" | PVET30 | <input type="checkbox"/> <input type="checkbox"/> | 1.0# |
| | | 36" | PVET36 | <input type="checkbox"/> <input type="checkbox"/> | 1.0# |
| | | 42" | PVET42 | <input type="checkbox"/> <input type="checkbox"/> | 2.0# |
| | | 48" | PVET48 | <input type="checkbox"/> <input type="checkbox"/> | 2.0# |
| | | 54" | PVET54 | <input type="checkbox"/> <input type="checkbox"/> | 2.0# |
| | | | | | |
|  HRDPT | Power Panel Trim <ul style="list-style-type: none">Plastic trim piece must be cut to size in the field | 12" | PPPT.12 | | 2.0# |
| | | 18" | PPPT.18 | | 3.0# |
| | | 24" | PPPT.24 | | 4.0# |
| | | 30" | PPPT.30 | | 5.0# |
| | | 36" | PPPT.36 | | 6.0# |
| | | 42" | PPPT.42 | | 7.0# |
| | | 48" | PPPT.48 | | 8.0# |
| | | 54" | PPPT.54 | | 8.0# |
| | | 60" | PPPT.60 | | 9.0# |

A

B

A

B

HOW TO ORDER

Indicate the following information on order form:

1. Quantity of each item.
2. Model number, including options. See "How To Build a Model Number".
3. Any special service required.

Note:

- The ☐ indicates that a choice is required.
- The absence of the ☐ indicates that no choice is required.
- Alpha-numeric characters in place of ☐ indicate that no other alternatives are available.

HOW TO BUILD A MODEL NUMBER

- A** Select basic model.
- B** Select paint color.
Refer to the **KI Color Addendum** or **KI Fabrics & Finishes binder**.
Metallic paint requires upcharge.



Build Your Own Components

Trim Pieces

| Delivered Pricing | | | |
|-------------------|-----|----|-----|
| \$ | 26 | \$ | 30 |
| | 31 | | 31 |
| | 31 | | 38 |
| | 41 | | 38 |
| | 41 | | 38 |
| | 41 | | 39 |
| | 57 | | 39 |
| | 57 | | 41 |
| | 57 | | 41 |
| | 57 | | 42 |
| \$ | 5 | | N/A |
| | 7 | | N/A |
| | 12 | | N/A |
| | | | |
| | | | |
| | | | |
| \$ | 8 | \$ | 33 |
| | 12 | | 35 |
| | 20 | | 35 |
| | 26 | | 35 |
| | 29 | | 39 |
| | 32 | | 40 |
| | 34 | | 49 |
| | 42 | | 49 |
| | 42 | | 49 |
| \$ | 175 | | N/A |
| | 181 | | N/A |
| | 189 | | N/A |
| | 227 | | N/A |
| | 237 | | N/A |
| | 300 | | N/A |
| | 308 | | N/A |
| | 317 | | N/A |
| | 325 | | N/A |

SPECIAL SERVICES

Special Carton Marking

With specially marked information N/C



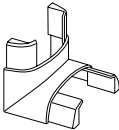


Shipping

Ships **knocked down**, FOB Manitowoc, WI 54220, **freight prepaid**. Freight class 70.

Specifications and prices are subject to change without prior notice.

Build Your Own Components

Trim Pieces

| | | | MODEL NUMBER | | Approx. Packaged Weight |
|---|-------------------------------|-----|----------------|---|-------------------------------|
| | | | Basic Model | Paint Color | |
|  | 90° Base Trim | 6" | 46.0039 | <input type="checkbox"/> <input type="checkbox"/> | 1.0# |
| | | | | | |
| | | | | | |
| | | | | | |
| HRDPT | | | | | |
|  | 3-Way "T" Base Trim | 6" | 46.0038 | <input type="checkbox"/> <input type="checkbox"/> | 1.0# |
| | | | | | |
| | | | | | |
| | | | | | |
| HRDPT | | | | | |
|  | Cap-Bottom Height-Change | | 46.0030 | <input type="checkbox"/> <input type="checkbox"/> | 1.0# |
| | | | | | |
| | | | | | |
| | | | | | |
| HRDPT | | | | | |
|  | Top Cap-End of Run | | 46.0028 | <input type="checkbox"/> <input type="checkbox"/> | 1.0# |
| | | | | | |
| | | | | | |
| | | | | | |
| HRDPT | | | | | |
|  | Trim Height-Change End-of-Run | 12" | 46.0093.12 | <input type="checkbox"/> <input type="checkbox"/> | 1.0# |
| | | 18" | 46.0093.18 | <input type="checkbox"/> <input type="checkbox"/> | 1.0# |
| | | 24" | 46.0093.24 | <input type="checkbox"/> <input type="checkbox"/> | 1.0# |
| | | 30" | 46.0093.30 | <input type="checkbox"/> <input type="checkbox"/> | 1.0# |
| | | 36" | 46.0093.36 | <input type="checkbox"/> <input type="checkbox"/> | 1.0# |
| | | 42" | 46.0093.42 | <input type="checkbox"/> <input type="checkbox"/> | 1.0# |
| | | 48" | 46.0093.48 | <input type="checkbox"/> <input type="checkbox"/> | 1.0# |
| | | 54" | 46.0093.54 | <input type="checkbox"/> <input type="checkbox"/> | 1.0# |

A

B

HOW TO ORDER

Indicate the following information on order form:

- 1. Quantity of each item.
- 2. Model number, including options. See "How To Build a Model Number".
- 3. Any special service required.

Note:

- The ☐ indicates that a choice is required.
- The absence of the ☐ indicates that no choice is required.
- Alpha-numeric characters in place of ☐ indicate that no other alternatives are available.

HOW TO BUILD A MODEL NUMBER

- A** Select basic model.
- B** Select paint color.
Refer to the **KI Color Addendum** or **KI Fabrics & Finishes binder**.
Metallic paint requires upcharge.



Build Your Own Components

Trim Pieces

| | | |
|-------------------|----|-------|
| Delivered Pricing | | |
| \$ | 4 | \$ 16 |
| | | |
| | | |
| \$ | 3 | \$ 9 |
| | | |
| | | |
| \$ | 3 | N/A |
| | | |
| | | |
| \$ | 2 | \$ 7 |
| | | |
| | | |
| \$ | 6 | N/A |
| | 8 | N/A |
| | 11 | N/A |
| | 20 | N/A |
| | 26 | N/A |
| | 26 | N/A |
| | 36 | N/A |
| | 36 | N/A |

SPECIAL SERVICES

Special Carton Marking

With specially marked information N/C

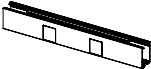
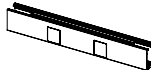


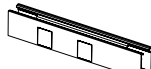
Shipping

Ships **knocked down, FOB Manitowoc, WI 54220, freight prepaid.** Freight class 70.

Specifications and prices are subject to change without prior notice.

Build Your Own Components

Trim Pieces

| | | W | MODEL NUMBER | | Approx. Packaged Weight |
|---|--|-----|--------------|---|-------------------------|
| | | | Basic Model | Paint Color | |
|  HRDPT | Domestic Power Base Trim/Raceway - Holes on Both Sides <ul style="list-style-type: none">Consists of pre-assembled bottom and two coversShips standard with removable filler plates for data/electrical (24" and wider only) | 12" | 46.0017.12 | <input type="checkbox"/> <input type="checkbox"/> | 1.0# |
| | | 18" | 46.0017.18 | <input type="checkbox"/> <input type="checkbox"/> | 1.0# |
| | | 24" | 46.0017.24 | <input type="checkbox"/> <input type="checkbox"/> | 2.0# |
| | | 30" | 46.0017.30 | <input type="checkbox"/> <input type="checkbox"/> | 3.0# |
| | | 36" | 46.0017.36 | <input type="checkbox"/> <input type="checkbox"/> | 3.0# |
| | | 42" | 46.0017.42 | <input type="checkbox"/> <input type="checkbox"/> | 4.0# |
| | | 48" | 46.0017.48 | <input type="checkbox"/> <input type="checkbox"/> | 5.0# |
| | | 54" | 46.0017.54 | <input type="checkbox"/> <input type="checkbox"/> | 5.0# |
|  HRDPT | Domestic Power Base Trim/Raceway - Holes on One Side <ul style="list-style-type: none">Consists of pre-assembled bottom and two coversShips standard with removable filler plates for data/electrical (24" and wider only) | 24" | 46.1218.24 | <input type="checkbox"/> <input type="checkbox"/> | 2.0# |
| | | 30" | 46.1218.30 | <input type="checkbox"/> <input type="checkbox"/> | 3.0# |
| | | 36" | 46.1218.36 | <input type="checkbox"/> <input type="checkbox"/> | 3.0# |
| | | 42" | 46.1218.42 | <input type="checkbox"/> <input type="checkbox"/> | 4.0# |
| | | 48" | 46.1218.48 | <input type="checkbox"/> <input type="checkbox"/> | 5.0# |
| | | 54" | 46.1218.54 | <input type="checkbox"/> <input type="checkbox"/> | 5.0# |
| | | 60" | 46.1218.60 | <input type="checkbox"/> <input type="checkbox"/> | 6.0# |
|  HRDPT | Domestic Power Base Trim/Raceway - No Holes <ul style="list-style-type: none">Consists of pre-assembled bottom and two coversShips standard with removable filler plates for data/electrical (24" and wider only) | 24" | 46.1217.24 | <input type="checkbox"/> <input type="checkbox"/> | 2.0# |
| | | 30" | 46.1217.30 | <input type="checkbox"/> <input type="checkbox"/> | 3.0# |
| | | 36" | 46.1217.36 | <input type="checkbox"/> <input type="checkbox"/> | 3.0# |
| | | 42" | 46.1217.42 | <input type="checkbox"/> <input type="checkbox"/> | 4.0# |
| | | 48" | 46.1217.48 | <input type="checkbox"/> <input type="checkbox"/> | 5.0# |
| | | 54" | 46.1217.54 | <input type="checkbox"/> <input type="checkbox"/> | 5.0# |
| | | 60" | 46.1217.60 | <input type="checkbox"/> <input type="checkbox"/> | 6.0# |
|  HRDPT | Chicago Power Base Trim/Raceway - Holes on Both Sides <ul style="list-style-type: none">Consists of pre-assembled bottom and two coversShips standard with removable filler plates for data/electrical | 24" | 46.0343.24 | <input type="checkbox"/> <input type="checkbox"/> | 2.0# |
| | | 30" | 46.0343.30 | <input type="checkbox"/> <input type="checkbox"/> | 3.0# |
| | | 36" | 46.0343.36 | <input type="checkbox"/> <input type="checkbox"/> | 3.0# |
| | | 42" | 46.0343.42 | <input type="checkbox"/> <input type="checkbox"/> | 4.0# |
| | | 48" | 46.0343.48 | <input type="checkbox"/> <input type="checkbox"/> | 5.0# |
| | | 54" | 46.0343.54 | <input type="checkbox"/> <input type="checkbox"/> | 5.0# |
| | | 60" | 46.0343.60 | <input type="checkbox"/> <input type="checkbox"/> | 6.0# |
|  HRDPT | Chicago Power Base Trim/Raceway - Holes on One Side <ul style="list-style-type: none">Consists of pre-assembled bottom and two coversShips standard with removable filler plates for data/electrical | 24" | 46.1219.24 | <input type="checkbox"/> <input type="checkbox"/> | 2.0# |
| | | 30" | 46.1219.30 | <input type="checkbox"/> <input type="checkbox"/> | 3.0# |
| | | 36" | 46.1219.36 | <input type="checkbox"/> <input type="checkbox"/> | 3.0# |
| | | 42" | 46.1219.42 | <input type="checkbox"/> <input type="checkbox"/> | 4.0# |
| | | 48" | 46.1219.48 | <input type="checkbox"/> <input type="checkbox"/> | 5.0# |
| | | 54" | 46.1219.54 | <input type="checkbox"/> <input type="checkbox"/> | 5.0# |
| | | 60" | 46.1219.60 | <input type="checkbox"/> <input type="checkbox"/> | 6.0# |

A

B

HOW TO ORDER

Indicate the following information on order form:

- Quantity of each item.
- Model number, including options. See "How To Build a Model Number".
- Any special service required.

Note:

- The ☐ indicates that a choice is required.
- The absence of the ☐ indicates that no choice is required.
- Alpha-numeric characters in place of ☐ indicate that no other alternatives are available.

HOW TO BUILD A MODEL NUMBER

- A** Select basic model.
- B** Select paint color. Refer to the **KI Color Addendum** or **KI Fabrics & Finishes binder**. Metallic paint requires upcharge.



Build Your Own Components

Trim Pieces

| Delivered Pricing | |
|-------------------|-------|
| \$ 40 | \$ 12 |
| 50 | 16 |
| 63 | 26 |
| 76 | 31 |
| 79 | 32 |
| 96 | 37 |
| 96 | 38 |
| 125 | 39 |
| 150 | 54 |
| \$ 63 | \$ 20 |
| 76 | 26 |
| 79 | 29 |
| 95 | 34 |
| 96 | 34 |
| 121 | 35 |
| 148 | 48 |
| \$ 57 | \$ 17 |
| 67 | 20 |
| 67 | 25 |
| 94 | 30 |
| 94 | 30 |
| 115 | 31 |
| 143 | 42 |
| \$ 59 | \$ 33 |
| 70 | 39 |
| 70 | 39 |
| 85 | 56 |
| 85 | 57 |
| 104 | 59 |
| 119 | 72 |
| \$ 63 | \$ 20 |
| 76 | 26 |
| 79 | 29 |
| 96 | 34 |
| 96 | 34 |
| 121 | 35 |
| 148 | 48 |

SPECIAL SERVICES

Special Carton Marking

With specially marked information N/C

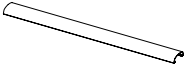
Shipping

Ships **knocked down, FOB Manitowoc, WI 54220, freight prepaid.** Freight class 70.

Specifications and prices are subject to change without prior notice.

Build Your Own Components

Wood Veneer Trim Pieces

| | | MODEL NUMBER | | Approx. Packaged Weight |
|---|---|----------------|-----------------------|---|
| | | Basic Model | Wood Edge Color | |
| MODEL | W | | | |
|  HRDPT | Veneer Top Cap <ul style="list-style-type: none">• Maple species veneer wrapped polypropylene trim | 12" | 46.0950.12 | <input type="checkbox"/> <input type="checkbox"/> <input type="checkbox"/> 1.0# |
| | | 18" | 46.0950.18 | <input type="checkbox"/> <input type="checkbox"/> <input type="checkbox"/> 1.0# |
| | | 24" | 46.0950.24 | <input type="checkbox"/> <input type="checkbox"/> <input type="checkbox"/> 1.0# |
| | | 30" | 46.0950.30 | <input type="checkbox"/> <input type="checkbox"/> <input type="checkbox"/> 1.0# |
| | | 36" | 46.0950.36 | <input type="checkbox"/> <input type="checkbox"/> <input type="checkbox"/> 1.0# |
| | | 42" | 46.0950.42 | <input type="checkbox"/> <input type="checkbox"/> <input type="checkbox"/> 1.0# |
| | | 48" | 46.0950.48 | <input type="checkbox"/> <input type="checkbox"/> <input type="checkbox"/> 1.0# |
| | | 54" | 46.0950.54 | <input type="checkbox"/> <input type="checkbox"/> <input type="checkbox"/> 1.0# |
| | | 60" | 46.0950.60 | <input type="checkbox"/> <input type="checkbox"/> <input type="checkbox"/> 1.0# |
| | | A | B | |

HOW TO ORDER

Indicate the following information on order form:

1. Quantity of each item.
2. Model number, including options. See "How To Build a Model Number".
3. Any special service required.

Note:

- The ☐ indicates that a choice is required.
- The absence of the ☐ indicates that no choice is required.
- Alpha-numeric characters in place of ☐ indicate that no other alternatives are available.

HOW TO BUILD A MODEL NUMBER

- A** Select basic model.
- B** Select wood edge color. Refer to the **KI Color Addendum** or **KI Fabrics & Finishes binder**.



Build Your Own Components

Wood Veneer Trim Pieces

Delivered
Pricing

\$ 116
130
142
155
178
205
228
239
254

SPECIAL SERVICES

Special Carton Marking

With specially marked information N/C




Shipping

Ships **knocked down, FOB Manitowoc, WI 54220, freight prepaid.** Freight class 70.

Specifications and prices are subject to change without prior notice.

Build Your Own Components

Wood Veneer Trim Pieces

| | | L | MODEL NUMBER | | | Approx. Packaged Weight |
|--|---|-----|--------------|--|--------------------------|-------------------------|
| | | | Basic Model | Wood Edge Color | Paint Color | |
|  PETW | Veneer End-of-Run Trim with End-of-Run Top Cap <ul style="list-style-type: none">• Note: Order height same height as adjacent panel• Includes full post• Maple species veneer wrapped polypropylene trim | 30" | PETW30 | <input type="checkbox"/> <input type="checkbox"/> <input type="checkbox"/> | <input type="checkbox"/> | 1.0# |
| | | 36" | PETW36 | <input type="checkbox"/> <input type="checkbox"/> <input type="checkbox"/> | <input type="checkbox"/> | 1.0# |
| | | 42" | PETW42 | <input type="checkbox"/> <input type="checkbox"/> <input type="checkbox"/> | <input type="checkbox"/> | 2.0# |
| | | 48" | PETW48 | <input type="checkbox"/> <input type="checkbox"/> <input type="checkbox"/> | <input type="checkbox"/> | 2.0# |
| | | 54" | PETW54 | <input type="checkbox"/> <input type="checkbox"/> <input type="checkbox"/> | <input type="checkbox"/> | 2.0# |
| | | 60" | PETW60 | <input type="checkbox"/> <input type="checkbox"/> <input type="checkbox"/> | <input type="checkbox"/> | 2.0# |
| | | 66" | PETW66 | <input type="checkbox"/> <input type="checkbox"/> <input type="checkbox"/> | <input type="checkbox"/> | 2.0# |
| | | 72" | PETW72 | <input type="checkbox"/> <input type="checkbox"/> <input type="checkbox"/> | <input type="checkbox"/> | 2.0# |
| | | 78" | PETW78 | <input type="checkbox"/> <input type="checkbox"/> <input type="checkbox"/> | <input type="checkbox"/> | 2.0# |
| | | 84" | PETW84 | <input type="checkbox"/> <input type="checkbox"/> <input type="checkbox"/> | <input type="checkbox"/> | 3.0# |
|  PETW | Veneer In-Line Height-Change Trim <ul style="list-style-type: none">• Includes end-of-run top and bottom cap• Maple species veneer wrapped polypropylene trim | 12" | PETWV3042 | <input type="checkbox"/> <input type="checkbox"/> <input type="checkbox"/> | | 1.0# |
| | | 24" | PETWV3054 | <input type="checkbox"/> <input type="checkbox"/> <input type="checkbox"/> | | 1.0# |
| | | 36" | PETWV3066 | <input type="checkbox"/> <input type="checkbox"/> <input type="checkbox"/> | | 2.0# |
| | | 54" | PETWV3084 | <input type="checkbox"/> <input type="checkbox"/> <input type="checkbox"/> | | 2.0# |
| | | 12" | PETWV4254 | <input type="checkbox"/> <input type="checkbox"/> <input type="checkbox"/> | | 2.0# |
| | | 24" | PETWV4266 | <input type="checkbox"/> <input type="checkbox"/> <input type="checkbox"/> | | 2.0# |
| | | 42" | PETWV4284 | <input type="checkbox"/> <input type="checkbox"/> <input type="checkbox"/> | | 2.0# |
| | | 12" | PETWV5466 | <input type="checkbox"/> <input type="checkbox"/> <input type="checkbox"/> | | 2.0# |
| | | 30" | PETWV5484 | <input type="checkbox"/> <input type="checkbox"/> <input type="checkbox"/> | | 2.0# |
| | | 18" | PETWV6684 | <input type="checkbox"/> <input type="checkbox"/> <input type="checkbox"/> | | 3.0# |
|  PETW | Veneer Stackable End-of-Run <ul style="list-style-type: none">• Trim for exposed ends of stackable panels• Maple species veneer wrapped polypropylene trim | 12" | PSTW12 | <input type="checkbox"/> <input type="checkbox"/> <input type="checkbox"/> | | 1.0# |
| | | 18" | PSTW18 | <input type="checkbox"/> <input type="checkbox"/> <input type="checkbox"/> | | 1.0# |
| | | 24" | PSTW24 | <input type="checkbox"/> <input type="checkbox"/> <input type="checkbox"/> | | 1.0# |
| | | | | | | |
| | | | | | | |

A

B

C

HOW TO ORDER

Indicate the following information on order form:

1. Quantity of each item.
2. Model number, including options. See "How To Build a Model Number".
3. Any special service required.

Note:

- The ☐ indicates that a choice is required.
- The absence of the ☐ indicates that no choice is required.
- Alpha-numeric characters in place of ☐ indicate that no other alternatives are available.

HOW TO BUILD A MODEL NUMBER

- A

Select basic model.
- B

Select wood edge color.
Refer to the **KI Color Addendum** or **KI Fabrics & Finishes binder**.
- C

Select paint color.
Refer to the **KI Color Addendum** or **KI Fabrics & Finishes binder**.
Metallic paint requires upcharge.



Build Your Own Components

Wood Veneer Trim Pieces

| Delivered Pricing | Metallic Paint add to list price |
|-------------------|----------------------------------|
| \$ 306 | \$ 6 |
| 325 | 6 |
| 349 | 6 |
| 376 | 6 |
| 387 | 6 |
| 398 | 6 |
| 411 | 6 |
| 425 | 6 |
| 440 | 6 |
| 459 | 6 |
| \$ 420 | N/A |
| 448 | N/A |
| 485 | N/A |
| 546 | N/A |
| 420 | N/A |
| 448 | N/A |
| 507 | N/A |
| 420 | N/A |
| 465 | N/A |
| 434 | N/A |
| \$ 116 | N/A |
| 130 | N/A |
| 145 | N/A |
| | |
| | |
| | |

SPECIAL SERVICES

Special Carton Marking

With specially marked information N/C


Shipping

Ships **knocked down, FOB Manitowoc, WI 54220, freight prepaid.** Freight class 70.

Specifications and prices are subject to change without prior notice.

Build Your Own Components

Wood Veneer Trim Pieces

| | | | MODEL NUMBER | | Approx. Packaged Weight |
|---|--|--|----------------|-----------------------|-------------------------------|
| | | | Basic Model | Wood Edge Color | |
| MODEL | | | L | | |
|  | | | | | |

HOW TO ORDER

Indicate the following information on order form:

1. Quantity of each item.
2. Model number, including options. See "How To Build a Model Number".
3. Any special service required.

Note:

- The ☐ indicates that a choice is required.
- The absence of the ☐ indicates that no choice is required.
- Alpha-numeric characters in place of ☐ indicate that no other alternatives are available.

HOW TO BUILD A MODEL NUMBER

- A** Select basic model.
- B** Select wood edge color. Refer to the **KI Color Addendum** or **KI Fabrics & Finishes binder**.



| Delivered Pricing | |
|-------------------|-----|
| \$ | 306 |
| | 325 |
| | 349 |
| | 376 |
| | 387 |
| | 398 |
| | 411 |
| | 425 |
| | 440 |
| | 459 |

SPECIAL SERVICES

Special Carton Marking

With specially marked information N/C


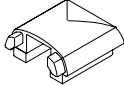



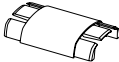

Shipping

Ships **knocked down, FOB Manitowoc, WI 54220, freight prepaid.** Freight class 70.

Specifications and prices are subject to change without prior notice.

Build Your Own Components

Wood Veneer Trim Pieces

| MODEL | | MODEL NUMBER | | Approx. Packaged Weight |
|---|-------|----------------|--|-------------------------------|
| | | Basic Model | Wood Edge Color | |
|  End of Run Cap • Maple species solid wood cap | HRDPT | 46.0689 | <input type="checkbox"/> <input type="checkbox"/> <input type="checkbox"/> | 1.0# |
| | | | | |
| | | | | |
| | | | | |
|  1-Way (Dead End) Cap • Maple species solid wood cap | HRDPT | 46.0953 | <input type="checkbox"/> <input type="checkbox"/> <input type="checkbox"/> | 1.0# |
| | | | | |
| | | | | |
| | | | | |
|  90° Top Cap • Maple species solid wood cap | HRDPT | 46.0699 | <input type="checkbox"/> <input type="checkbox"/> <input type="checkbox"/> | 1.0# |
| | | | | |
| | | | | |
| | | | | |
|  3-Way Top Cap • Maple species solid wood cap | HRDPT | 46.0952 | <input type="checkbox"/> <input type="checkbox"/> <input type="checkbox"/> | 1.0# |
| | | | | |
| | | | | |
| | | | | |
|  4-Way Top Cap • Maple species solid wood cap | HRDPT | 46.0696 | <input type="checkbox"/> <input type="checkbox"/> <input type="checkbox"/> | 1.0# |
| | | | | |
| | | | | |
| | | | | |
|  180° In line Top Cap • Maple species solid wood cap | HRDPT | 46.0954 | <input type="checkbox"/> <input type="checkbox"/> <input type="checkbox"/> | 1.0# |
| | | | | |
| | | | | |
| | | | | |
|  Height-Change - Bottom Only • Maple species solid wood cap | HRDPT | 46.0690 | <input type="checkbox"/> <input type="checkbox"/> <input type="checkbox"/> | 1.0# |
| | | | | |
| | | | | |
| | | | | |

A

B

HOW TO ORDER

Indicate the following information on order form:

1. Quantity of each item.
2. Model number, including options. See “How To Build a Model Number”.
3. Any special service required.

Note:

- The ☐ indicates that a choice is required.
- The absence of the ☐ indicates that no choice is required.
- Alpha-numeric characters in place of ☐ indicate that no other alternatives are available.

HOW TO BUILD A MODEL NUMBER

- A** Select basic model.
- B** Select wood edge color.
Refer to the **KI Color Addendum** or **KI Fabrics & Finishes binder**.



Build Your Own Components

Wood Veneer Trim Pieces

| | |
|-------------------|-----|
| Delivered Pricing | |
| \$ | 136 |
| | |
| | |
| \$ | 175 |
| | |
| | |
| \$ | 190 |
| | |
| | |
| \$ | 216 |
| | |
| | |
| \$ | 218 |
| | |
| | |
| \$ | 187 |
| | |
| | |
| \$ | 157 |
| | |
| | |
| | |
| | |

SPECIAL SERVICES

Special Carton Marking

With specially marked information N/C



Shipping

Ships **knocked down, FOB Manitowoc, WI 54220, freight prepaid.** Freight class 70.

Specifications and prices are subject to change without prior notice.

Build Your Own Components

Frame Components

| | | MODEL NUMBER | | Approx. Packaged Weight |
|---|--|--------------|----------------|-------------------------------|
| | | | Basic Model | |
| MODEL | H | | | |
|  | Vertical Full-Post with Glide | 30" | 46.0000.30 | 3.0# |
| | • Integral glide constructed of ST nylon provides 4" height adjustment | 36" | 46.0000.36 | 4.0# |
| | • Integral light-block | 42" | 46.0000.42 | 5.0# |
| | • Includes black ABS wire protector and top cut-out | 48" | 46.0000.48 | 5.0# |
| | • Black only | 54" | 46.0000.54 | 6.0# |
| | | 60" | 46.0000.60 | 7.0# |
| | | 66" | 46.0000.66 | 8.0# |
| | | 72" | 46.0000.72 | 9.0# |
| | | 78" | 46.0000.78 | 9.0# |
| | | 84" | 46.0000.84 | 10.0# |
| HRDPT | | | | |
|  | Vertical Half-Post with Glide | 30" | 46.0001.30 | 3.0# |
| | • Integral glide constructed of ST nylon provides 4" height adjustment | 36" | 46.0001.36 | 3.0# |
| | • Integral light-block | 42" | 46.0001.42 | 4.0# |
| | • Includes black ABS wire protector and top cut-out | 48" | 46.0001.48 | 4.0# |
| | • Black only | 54" | 46.0001.54 | 5.0# |
| | • Order connector blocks separately | 60" | 46.0001.60 | 5.0# |
| | | 66" | 46.0001.66 | 6.0# |
| | | 72" | 46.0001.72 | 7.0# |
| | | 78" | 46.0001.78 | 7.0# |
| | | 84" | 46.0001.84 | 7.0# |
| HRDPT | | | | |

A

HOW TO ORDER

Indicate the following information on order form:

- Quantity of each item.
- Model number, including options. See "How To Build a Model Number".
- Any special service required.

Note:

- The ☐ indicates that a choice is required.
- The absence of the ☐ indicates that no choice is required.
- Alpha-numeric characters in place of ☐ indicate that no other alternatives are available.

HOW TO BUILD A MODEL NUMBER

A Select basic model.



| Delivered Pricing | |
|-------------------|----|
| \$ | 35 |
| | 41 |
| | 42 |
| | 48 |
| | 49 |
| | 54 |
| | 57 |
| | 62 |
| | 64 |
| | 72 |
| | |
| \$ | 31 |
| | 35 |
| | 37 |
| | 39 |
| | 42 |
| | 46 |
| | 48 |
| | 51 |
| | 52 |
| | 58 |

SPECIAL SERVICES

Special Carton Marking

With specially marked information N/C



Shipping

Ships **knocked down, FOB Manitowoc, WI 54220, freight prepaid.** Freight class 70.

Specifications and prices are subject to change without prior notice.

Build Your Own Components

Frame Components

| | | | MODEL NUMBER | Approx. Packaged Weight |
|---|---|----------------|--------------|-------------------------------|
| MODEL | H | Basic Model | | |
|  | Stackable Full-Post with Splice | 12" | 46.0000.12 | 1.0# |
| | <ul style="list-style-type: none">• Integral light-block constructed of .030 black chipboard light-block• Includes black ABS wire protector and top cut-out• Black only• Order connector blocks separately | 18" | 46.0000.18 | 2.0# |
| | | 24" | 46.0000.24 | 3.0# |
| | | | | |
| | | | | |
| | | | | |
| | | | | |
| | | | | |
| HRDPT | | | | |
|  | Stackable Half-Post with Splice | 12" | 46.0001.12 | 1.0# |
| | <ul style="list-style-type: none">• Integral light-block constructed of .030 black chipboard light-block• Includes black ABS wire protector and top cut-out• Black only• Order connector blocks separately | 18" | 46.0001.18 | 2.0# |
| | | 24" | 46.0001.24 | 2.0# |
| | | | | |
| | | | | |
| | | | | |
| | | | | |
| | | | | |
| HRDPT | | | | |

A

HOW TO ORDER

Indicate the following information on order form:

1. Quantity of each item.
2. Model number, including options. See "How To Build a Model Number".
3. Any special service required.

Note:

- The ☐ indicates that a choice is required.
- The absence of the ☐ indicates that no choice is required.
- Alpha-numeric characters in place of ☐ indicate that no other alternatives are available.

HOW TO BUILD A MODEL NUMBER

A Select basic model.



| Delivered Pricing | |
|-------------------|----|
| \$ | 42 |
| | 46 |
| | 49 |
| | |
| | |
| | |
| | |
| | |
| | |
| \$ | 57 |
| | 58 |
| | 62 |
| | |
| | |
| | |
| | |
| | |

SPECIAL SERVICES

Special Carton Marking

With specially marked information N/C







Shipping

Ships **knocked down, FOB Manitowoc, WI 54220, freight prepaid.** Freight class 70.

Specifications and prices are subject to change without prior notice.

Build Your Own Components

Frame Components

| | | MODEL NUMBER | | Approx. Packaged Weight |
|--|--|----------------|------------|-------------------------------|
| | | Basic Model | | |
|  HRDPT | Corner Connector Block <ul style="list-style-type: none">• Black only• .080" thick extruded aluminum with four threaded inserts | 46.0022 | | 1.0# |
| | | | | |
| | | | | |
|  HRDPT | Corner Connector Block with Shoulder Bolts <ul style="list-style-type: none">• Black only• .080" thick extruded aluminum with four threaded inserts• Includes four shoulder bolts | 46.0022.KIT | | 1.0# |
| | | | | |
| | | | | |
|  HRDPT | Corner Connector Block Height-Change <ul style="list-style-type: none">• Black only• .080" thick extruded aluminum with three threaded inserts• Includes cable wireway | 46.0021 | | 1.0# |
| | | | | |
| | | | | |
|  HRDPT | Corner Connector Block Height-Change with Shoulder Bolts <ul style="list-style-type: none">• Black only• .080" thick extruded aluminum with three threaded inserts• Includes three shoulder bolts | 46.0021.KIT | | 1.0# |
| | | | | |
| | | | | |
|  HRDPT | Shoulder Bolt <ul style="list-style-type: none">• Used to connect half post to corner connector blocks• Includes 3/8 washer | 46.0679 | | 1.0# |
| | | | | |
| | | | | |
|  HRDPT | Intersection Light Block Tube | 12" | 46.0050.12 | 1.0# |
| | | 18" | 46.0050.18 | 1.0# |
| | | 24" | 46.0050.24 | 1.0# |
| | | 30" | 46.0050.30 | 1.0# |
| | | 36" | 46.0050.36 | 1.0# |
| | | 42" | 46.0050.42 | 1.0# |
| | | 48" | 46.0050.48 | 1.0# |
| | | 54" | 46.0050.54 | 1.0# |
| | | 60" | 46.0050.60 | 1.0# |
| | | 66" | 46.0050.66 | 1.0# |
| | | 72" | 46.0050.72 | 1.0# |
| | | 78" | 46.0050.78 | 1.0# |

A

HOW TO ORDER

Indicate the following information on order form:

1. Quantity of each item.
2. Model number, including options. See "How To Build a Model Number".
3. Any special service required.

Note:

- The ☐ indicates that a choice is required.
- The absence of the ☐ indicates that no choice is required.
- Alpha-numeric characters in place of ☐ indicate that no other alternatives are available.

HOW TO BUILD A MODEL NUMBER

A Select basic model.



Build Your Own Components

Frame Components

| | |
|-------------------|----|
| Delivered Pricing | |
| \$ | 17 |
| | |
| | |
| \$ | 22 |
| | |
| | |
| \$ | 17 |
| | |
| | |
| \$ | 22 |
| | |
| | |
| \$ | 1 |
| | |
| | |
| \$ | 3 |
| | 3 |
| | 3 |
| | 4 |
| | 4 |
| | 4 |
| | 5 |
| | 5 |
| | 5 |
| | 5 |
| | 7 |
| | 7 |

SPECIAL SERVICES

Special Carton Marking

With specially marked information N/C


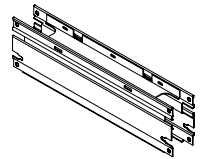
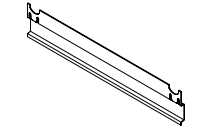
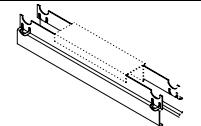
Shipping

Ships **knocked down, FOB Manitowoc, WI 54220, freight prepaid.** Freight class 70.

Specifications and prices are subject to change without prior notice.

Build Your Own Components

Frame Components

| | | MODEL NUMBER | | Approx. Packaged Weight |
|---|--|--------------|----------------|-------------------------------|
| | | | Basic Model | |
|  HRDPT | Horizontal Rail <ul style="list-style-type: none">.080" thick extruded aluminum with four threaded insertsBlack only | 12" | 46.0002.12 | 2.0# |
| | | 18" | 46.0002.18 | 3.0# |
| | | 24" | 46.0002.24 | 4.0# |
| | | 30" | 46.0002.30 | 5.0# |
| | | 36" | 46.0002.36 | 6.0# |
| | | 42" | 46.0002.42 | 7.0# |
| | | 48" | 46.0002.48 | 9.0# |
| | | 54" | 46.0002.54 | 10.0# |
| | | 60" | 46.0002.60 | 11.0# |
|  HRDPT | Enhanced Horizontal Rail <ul style="list-style-type: none">Closed section contains welded-in "U" channel for unsupported returnsBlack only | 12" | 46.0630.12 | 2.0# |
| | | 18" | 46.0630.18 | 3.0# |
| | | 24" | 46.0630.24 | 4.0# |
| | | 30" | 46.0630.30 | 5.0# |
| | | 36" | 46.0630.36 | 6.0# |
| | | 42" | 46.0630.42 | 7.0# |
| | | 48" | 46.0630.48 | 9.0# |
| | | 54" | 46.0630.54 | 10.0# |
| | | 60" | 46.0630.60 | 11.0# |
|  HRDPT | Horizontal Light Block - Single <ul style="list-style-type: none">Use single or pair to accommodate panels that require odd or even number of light blocksUsed in replacement of horizontal rail within segmented panels | 12" | HLB.12 | 1.0# |
| | | 18" | HLB.18 | 1.0# |
| | | 24" | HLB.24 | 1.0# |
| | | 30" | HLB.30 | 1.0# |
| | | 36" | HLB.36 | 1.0# |
| | | 42" | HLB.42 | 1.0# |
| | | 48" | HLB.48 | 1.0# |
| | | 54" | HLB.54 | 1.0# |
| | | 60" | HLB.60 | 1.0# |
|  HRDPT | Horizontal Light Block - Pairs <ul style="list-style-type: none">Use single or pair to accommodate panels that require odd or even number of light blocksUsed in replacement of horizontal rail within segmented panels | 12" | HLB.12.SET | 2.0# |
| | | 18" | HLB.18.SET | 2.0# |
| | | 24" | HLB.24.SET | 2.0# |
| | | 30" | HLB.30.SET | 2.0# |
| | | 36" | HLB.36.SET | 2.0# |
| | | 42" | HLB.42.SET | 2.0# |
| | | 48" | HLB.48.SET | 2.0# |
| | | 54" | HLB.54.SET | 2.0# |
| | | 60" | HLB.60.SET | 2.0# |

A

HOW TO ORDER

Indicate the following information on order form:

- Quantity of each item.
- Model number, including options. See "How To Build a Model Number".
- Any special service required.

Note:

- The ☐ indicates that a choice is required.
- The absence of the ☐ indicates that no choice is required.
- Alpha-numeric characters in place of ☐ indicate that no other alternatives are available.

HOW TO BUILD A MODEL NUMBER

A Select basic model.



Build Your Own Components

Frame Components

Delivered
Pricing

\$ 17

22

27

30

34

37

39

43

51

\$ 42

48

52

62

71

80

88

97

107

\$ 4

4

5

6

6

10

10

10

20

\$ 7

10

12

17

17

26

26

26

38

SPECIAL SERVICES

Special Carton Marking

With specially marked information N/C


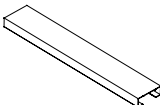
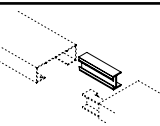
Shipping

Ships **knocked down, FOB Manitowoc, WI 54220, freight prepaid.** Freight class 70.

Specifications and prices are subject to change without prior notice.

StudioWorks®

Aluminum Trim Pieces

| | | MODEL NUMBER | | Approx. Packaged Weight |
|---|--|----------------|-------------------------------------|-------------------------------|
| | | Basic Model | Paint Color | |
|  HRDPT | Aluminum Top Cap <ul style="list-style-type: none">• Square profile• Includes splice plate | 12" | 46.5308.12 <input type="checkbox"/> | 1.0# |
| | | 18" | 46.5308.18 <input type="checkbox"/> | 1.0# |
| | | 24" | 46.5308.24 <input type="checkbox"/> | 1.0# |
| | | 30" | 46.5308.30 <input type="checkbox"/> | 1.0# |
| | | 36" | 46.5308.36 <input type="checkbox"/> | 1.0# |
| | | 42" | 46.5308.42 <input type="checkbox"/> | 1.0# |
| | | 48" | 46.5308.48 <input type="checkbox"/> | 1.0# |
| | | 54" | 46.5308.54 <input type="checkbox"/> | 1.0# |
| | | 60" | 46.5308.60 <input type="checkbox"/> | 1.0# |
|  HRDPT | Aluminum Top Cap, Change of Height Condition <ul style="list-style-type: none">• Square profile | 12" | 46.5329.12 <input type="checkbox"/> | 1.0# |
| | | 18" | 46.5329.18 <input type="checkbox"/> | 1.0# |
| | | 24" | 46.5329.24 <input type="checkbox"/> | 1.0# |
| | | 30" | 46.5329.30 <input type="checkbox"/> | 1.0# |
| | | 36" | 46.5329.36 <input type="checkbox"/> | 1.0# |
| | | 42" | 46.5329.42 <input type="checkbox"/> | 1.0# |
| | | 48" | 46.5329.48 <input type="checkbox"/> | 1.0# |
| | | 54" | 46.5329.54 <input type="checkbox"/> | 1.0# |
| | | 60" | 46.5329.60 <input type="checkbox"/> | 1.0# |
|  HRDPT | Replacement Splice Plate | | 46.5312 <input type="checkbox"/> | 1.0# |
| | | | | |
| | | | | |
| | | | | |

A

B

HOW TO ORDER

- Indicate the following information on order form:
1. Quantity of each item.
 2. Model number, including options. See "How To Build a Model Number".
 3. Any special service required.

Note:

- The ☐ indicates that a choice is required.
- The absence of the ☐ indicates that no choice is required.
- Alpha-numeric characters in place of ☐ indicate that no other alternatives are available.

HOW TO BUILD A MODEL NUMBER

- A** Select basic model.
- B** Select paint color.
Refer to the **KI Color Addendum** or **KI Fabrics & Finishes binder**



Delivered
Pricing

\$ 49

51

52

59

62

73

82

87

100

\$ 49

51

52

59

62

73

82

87

100

\$ 7

SPECIAL SERVICES

Special Carton Marking

With specially marked information N/C




Shipping

Ships **knocked down, FOB Manitowoc, WI 54220, freight prepaid.** Freight class 70.

Specifications and prices are subject to change without prior notice.

StudioWorks®

Aluminum Trim Pieces

| | | MODEL NUMBER | | Approx. Packaged Weight |
|---|---|----------------|-------------------------------------|-------------------------------|
| | | Basic Model | Paint Color | |
|  HRDPT | Aluminum End of Run Cap • For use with lifted and tech panels | 24" | 46.5309.24 <input type="checkbox"/> | 1.0# |
| | | 30" | 46.5309.30 <input type="checkbox"/> | 1.0# |
| | | 36" | 46.5309.36 <input type="checkbox"/> | 1.0# |
| | | 42" | 46.5309.42 <input type="checkbox"/> | 1.0# |
| | | 48" | 46.5309.48 <input type="checkbox"/> | 1.0# |
| | | 54" | 46.5309.54 <input type="checkbox"/> | 1.0# |
| | | 60" | 46.5309.60 <input type="checkbox"/> | 1.0# |
| | | 66" | 46.5309.66 <input type="checkbox"/> | 1.0# |
| | | 72" | 46.5309.72 <input type="checkbox"/> | 1.0# |
| | | 78" | 46.5309.78 <input type="checkbox"/> | 1.0# |
|  HRDPT | Aluminum End of Run Cap, Flat • For use with standard height panels | 30" | 46.5420.30 <input type="checkbox"/> | 1.0# |
| | | 36" | 46.5420.36 <input type="checkbox"/> | 1.0# |
| | | 42" | 46.5420.42 <input type="checkbox"/> | 1.0# |
| | | 48" | 46.5420.48 <input type="checkbox"/> | 1.0# |
| | | 54" | 46.5420.54 <input type="checkbox"/> | 1.0# |
| | | 60" | 46.5420.60 <input type="checkbox"/> | 1.0# |
| | | 66" | 46.5420.66 <input type="checkbox"/> | 1.0# |
| | | 72" | 46.5420.72 <input type="checkbox"/> | 1.0# |
| | | 78" | 46.5420.78 <input type="checkbox"/> | 1.0# |
| | | 84" | 46.5420.84 <input type="checkbox"/> | 1.0# |
|  HRDPT | Stackable End of Run | 12" | 46.5330.12 <input type="checkbox"/> | 1.0# |
| | | 18" | 46.5330.18 <input type="checkbox"/> | 1.0# |
| | | 24" | 46.5330.24 <input type="checkbox"/> | 1.0# |
| | | | | |
| | | | | |

A

B

HOW TO ORDER

Indicate the following information on order form:

- Quantity of each item.
- Model number, including options. See "How To Build a Model Number".
- Any special service required.

Note:

- The ☐ indicates that a choice is required.
- The absence of the ☐ indicates that no choice is required.
- Alpha-numeric characters in place of ☐ indicate that no other alternatives are available.

HOW TO BUILD A MODEL NUMBER

- A** Select basic model.
- B** Select paint color.
Refer to the **KI Color Addendum** or **KI Fabrics & Finishes binder**



Delivered
Pricing

\$ 58

61

65

79

91

93

97

106

108

108

110

\$ 61

65

79

91

93

97

106

108

108

110

\$ 51

54

54

SPECIAL SERVICES

Special Carton Marking

With specially marked information N/C


Shipping

Ships **knocked down, FOB Manitowoc, WI 54220, freight prepaid.** Freight class 70.

Specifications and prices are subject to change without prior notice.

StudioWorks®

Aluminum Trim Pieces

| | | MODEL NUMBER | | Approx. Packaged Weight |
|--|--|----------------|--|-------------------------------|
| | | Basic Model | Paint Color | |
| MODEL | W | | | |
|  HRDPT | Aluminum Height Change End of Run Trim | 6" | 46.5331.06 <input type="checkbox"/> <input type="checkbox"/> | 1.0# |
| | | 12" | 46.5331.12 <input type="checkbox"/> <input type="checkbox"/> | 1.0# |
| | | 18" | 46.5331.18 <input type="checkbox"/> <input type="checkbox"/> | 1.0# |
| | | 24" | 46.5331.24 <input type="checkbox"/> <input type="checkbox"/> | 1.0# |
| | | 30" | 46.5331.30 <input type="checkbox"/> <input type="checkbox"/> | 1.0# |
| | | 36" | 46.5331.36 <input type="checkbox"/> <input type="checkbox"/> | 1.0# |
| | | 42" | 46.5331.42 <input type="checkbox"/> <input type="checkbox"/> | 1.0# |
| | | 48" | 46.5331.48 <input type="checkbox"/> <input type="checkbox"/> | 1.0# |
| | | 54" | 46.5331.54 <input type="checkbox"/> <input type="checkbox"/> | 1.0# |
| | | A | B | |

HOW TO ORDER

Indicate the following information on order form:

1. Quantity of each item.
2. Model number, including options. See "How To Build a Model Number".
3. Any special service required.

- Note:
- The ☐ indicates that a choice is required.
 - The absence of the ☐ indicates that no choice is required.
 - Alpha-numeric characters in place of ☐ indicate that no other alternatives are available.

HOW TO BUILD A MODEL NUMBER

- A** Select basic model.
- B** Select paint color.
Refer to the **KI Color Addendum** or **KI Fabrics & Finishes binder**



| Delivered Pricing | |
|-------------------|----|
| \$ | 58 |
| | 61 |
| | 63 |
| | 64 |
| | 71 |
| | 79 |
| | 84 |
| | 86 |
| | 90 |

SPECIAL SERVICES

Special Carton Marking

With specially marked information N/C


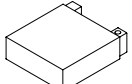
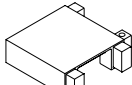
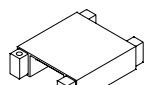
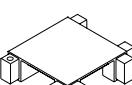
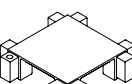
Shipping

Ships **knocked down, FOB Manitowoc, WI 54220, freight prepaid.** Freight class 70.

Specifications and prices are subject to change without prior notice.

StudioWorks®

Aluminum Trim Pieces

| MODEL | MODEL NUMBER | | Approx. Packaged Weight |
|---|----------------|---|-------------------------------|
| | Basic Model | Paint Color | |
|  End of Run Top Cap | 46.5310 | <input type="checkbox"/> <input type="checkbox"/> | 1.0# |
| HRDPT | | | |
|  Dead End Top Cap | 46.5314 | <input type="checkbox"/> <input type="checkbox"/> | 1.0# |
| HRDPT | | | |
|  90° Top Cap | 46.5311 | <input type="checkbox"/> <input type="checkbox"/> | 1.0# |
| HRDPT | | | |
|  180° In-Line Top Cap | 46.5315 | <input type="checkbox"/> <input type="checkbox"/> | 1.0# |
| HRDPT | | | |
|  3-Way Top Cap | 46.5316 | <input type="checkbox"/> <input type="checkbox"/> | 1.0# |
| HRDPT | | | |
|  4-Way Top Cap | 46.5317 | <input type="checkbox"/> <input type="checkbox"/> | 1.0# |
| HRDPT | | | |

A **B**

HOW TO ORDER

Indicate the following information on order form:

- Quantity of each item.
- Model number, including options. See "How To Build a Model Number".
- Any special service required.

- Note:
- The ☐ indicates that a choice is required.
 - The absence of the ☐ indicates that no choice is required.
 - Alpha-numeric characters in place of ☐ indicate that no other alternatives are available.

HOW TO BUILD A MODEL NUMBER

- A** Select basic model.
- B** Select paint color.
Refer to the **KI Color Addendum** or **KI Fabrics & Finishes binder**



| | |
|-------------------|----|
| Delivered Pricing | |
| \$ | 31 |
| | |
| | |
| | |
| \$ | 37 |
| | |
| | |
| | |
| \$ | 36 |
| | |
| | |
| | |
| \$ | 37 |
| | |
| | |
| | |
| \$ | 32 |
| | |
| | |
| | |
| \$ | 32 |
| | |
| | |
| | |

SPECIAL SERVICES

Special Carton Marking

With specially marked information N/C

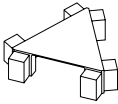
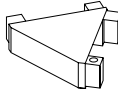
Shipping

Ships **knocked down, FOB Manitowoc, WI 54220, freight prepaid.** Freight class 70.

Specifications and prices are subject to change without prior notice.

StudioWorks®

Aluminum Trim Pieces

| MODEL | MODEL NUMBER | | Approx. Packaged Weight |
|--|-----------------------|----------------|---|
| | Basic Model | Paint Color | |
|  HRDPT | 120° 3-Way Top Cap | 46.5350 | <input type="checkbox"/> <input type="checkbox"/> 1.0# |
| | | | |
| | | | |
| | | | |
| | | | |
|  HRDPT | 120° 2-Way Top Cap | 46.5351 | <input type="checkbox"/> <input type="checkbox"/> 1.0# |
| | | | |
| | | | |
| | | | |
| | | | |
| HRDPT | 120° Dead End Top Cap | 46.5352 | <input type="checkbox"/> <input type="checkbox"/> 1.0# |
| | | | |
| | | | |
| | | | |
| | | | |

A

B

HOW TO ORDER

Indicate the following information on order form:

- Quantity of each item.
- Model number, including options. See "How To Build a Model Number".
- Any special service required.

- Note:
- The ☐ indicates that a choice is required.
 - The absence of the ☐ indicates that no choice is required.
 - Alpha-numeric characters in place of ☐ indicate that no other alternatives are available.

HOW TO BUILD A MODEL NUMBER

- A** Select basic model.
- B** Select paint color.
Refer to the **KI Color Addendum** or **KI Fabrics & Finishes binder**



| | |
|-------------------|----|
| Delivered Pricing | |
| \$ | 26 |
| | |
| | |
| | |
| \$ | 26 |
| | |
| | |
| | |
| \$ | 26 |
| | |
| | |

SPECIAL SERVICES

Special Carton Marking

With specially marked information N/C

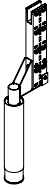



Shipping

Ships **knocked down, FOB Manitowoc, WI 54220, freight prepaid.** Freight class 70.

Specifications and prices are subject to change without prior notice.

StudioWorks®

Elevated Panel Posts

| MODEL | MODEL NUMBER | | Approx. Packaged Weight |
|---|--------------------------|---------------|---|
| | Basic Model | Trim Color | |
|  SWLF | End-of-Run Post 12" Legs | SWLFEOR-12-30 | <input type="checkbox"/> <input type="checkbox"/> 7.0# |
| | | SWLFEOR-12-36 | <input type="checkbox"/> <input type="checkbox"/> 8.0# |
| | | SWLFEOR-12-42 | <input type="checkbox"/> <input type="checkbox"/> 9.0# |
| | | SWLFEOR-12-48 | <input type="checkbox"/> <input type="checkbox"/> 10.0# |
| | | SWLFEOR-12-54 | <input type="checkbox"/> <input type="checkbox"/> 10.0# |
| | | SWLFEOR-12-60 | <input type="checkbox"/> <input type="checkbox"/> 11.0# |
| | | SWLFEOR-12-66 | <input type="checkbox"/> <input type="checkbox"/> 11.0# |
| | | SWLFEOR-12-72 | <input type="checkbox"/> <input type="checkbox"/> 12.0# |
|  SWLF | End-of-Run Post 6" Legs | SWLFEOR-6-30 | <input type="checkbox"/> <input type="checkbox"/> 7.0# |
| | | SWLFEOR-6-36 | <input type="checkbox"/> <input type="checkbox"/> 7.0# |
| | | SWLFEOR-6-42 | <input type="checkbox"/> <input type="checkbox"/> 8.0# |
| | | SWLFEOR-6-48 | <input type="checkbox"/> <input type="checkbox"/> 9.0# |
| | | SWLFEOR-6-54 | <input type="checkbox"/> <input type="checkbox"/> 9.0# |
| | | SWLFEOR-6-60 | <input type="checkbox"/> <input type="checkbox"/> 10.0# |
| | | SWLFEOR-6-66 | <input type="checkbox"/> <input type="checkbox"/> 11.0# |
| | | SWLFEOR-6-72 | <input type="checkbox"/> <input type="checkbox"/> 12.0# |
|  SWLF | Half Post 12" Legs | SWLFHP-12-30 | <input type="checkbox"/> <input type="checkbox"/> 7.0# |
| | | SWLFHP-12-36 | <input type="checkbox"/> <input type="checkbox"/> 7.0# |
| | | SWLFHP-12-42 | <input type="checkbox"/> <input type="checkbox"/> 8.0# |
| | | SWLFHP-12-48 | <input type="checkbox"/> <input type="checkbox"/> 8.0# |
| | | SWLFHP-12-54 | <input type="checkbox"/> <input type="checkbox"/> 9.0# |
| | | SWLFHP-12-60 | <input type="checkbox"/> <input type="checkbox"/> 9.0# |
| | | SWLFHP-12-66 | <input type="checkbox"/> <input type="checkbox"/> 10.0# |
| | | SWLFHP-12-72 | <input type="checkbox"/> <input type="checkbox"/> 10.0# |
|  SWLF | Half Post 6" Legs | SWLFHP-6-30 | <input type="checkbox"/> <input type="checkbox"/> 6.0# |
| | | SWLFHP-6-36 | <input type="checkbox"/> <input type="checkbox"/> 6.0# |
| | | SWLFHP-6-42 | <input type="checkbox"/> <input type="checkbox"/> 7.0# |
| | | SWLFHP-6-48 | <input type="checkbox"/> <input type="checkbox"/> 8.0# |
| | | SWLFHP-6-54 | <input type="checkbox"/> <input type="checkbox"/> 8.0# |
| | | SWLFHP-6-60 | <input type="checkbox"/> <input type="checkbox"/> 9.0# |
| | | SWLFHP-6-66 | <input type="checkbox"/> <input type="checkbox"/> 9.0# |
| | | SWLFHP-6-72 | <input type="checkbox"/> <input type="checkbox"/> 10.0# |

A

B

HOW TO ORDER

Indicate the following information on order form:

- Quantity of each item.
- Model number, including options. See "How To Build a Model Number".
- Any special service required.

Note:

- The ☐ indicates that a choice is required.
- The absence of the ☐ indicates that no choice is required.
- Alpha-numeric characters in place of ☐ indicate that no other alternatives are available.

HOW TO BUILD A MODEL NUMBER

- A

Select basic model.
- B

Select trim color.
Refer to the **KI Color Addendum** or **KI Fabrics & Finishes binder**



| Delivered Pricing | |
|-------------------|-----|
| \$ | 180 |
| | 184 |
| | 188 |
| | 191 |
| | 197 |
| | 199 |
| | 201 |
| | 208 |
| \$ | 179 |
| | 183 |
| | 187 |
| | 190 |
| | 194 |
| | 199 |
| | 201 |
| | 208 |
| \$ | 180 |
| | 180 |
| | 187 |
| | 187 |
| | 191 |
| | 191 |
| | 200 |
| | 206 |
| \$ | 177 |
| | 177 |
| | 183 |
| | 183 |
| | 188 |
| | 188 |
| | 197 |
| | 200 |

SPECIAL SERVICES

Special Carton Marking

With specially marked information N/C



Shipping

Ships **knocked down, FOB Manitowoc, WI 54220, freight prepaid.** Freight class 70.

Specifications and prices are subject to change without prior notice.

StudioWorks®

Elevated Panel Posts

| MODEL | MODEL NUMBER | | Approx. Packaged Weight |
|---|-----------------------|--------------------------|-------------------------------|
| | Basic Model | Trim Color | |
|  SWLF | In-Line Post 12" Legs | | |
| | SWLFILP-12-30 | <input type="checkbox"/> | 6.0# |
| | SWLFILP-12-36 | <input type="checkbox"/> | 7.0# |
| | SWLFILP-12-42 | <input type="checkbox"/> | 8.0# |
| | SWLFILP-12-48 | <input type="checkbox"/> | 9.0# |
| | SWLFILP-12-54 | <input type="checkbox"/> | 9.0# |
| | SWLFILP-12-60 | <input type="checkbox"/> | 10.0# |
| | SWLFILP-12-66 | <input type="checkbox"/> | 11.0# |
|  SWLF | In-Line Post 6" Legs | | |
| | SWLFILP-6-30 | <input type="checkbox"/> | 6.0# |
| | SWLFILP-6-36 | <input type="checkbox"/> | 7.0# |
| | SWLFILP-6-42 | <input type="checkbox"/> | 7.0# |
| | SWLFILP-6-48 | <input type="checkbox"/> | 9.0# |
| | SWLFILP-6-54 | <input type="checkbox"/> | 9.0# |
| | SWLFILP-6-60 | <input type="checkbox"/> | 10.0# |
| | SWLFILP-6-66 | <input type="checkbox"/> | 10.0# |
| | SWLFILP-6-72 | <input type="checkbox"/> | 11.0# |
| | | A B | |

HOW TO ORDER

Indicate the following information on order form:

- Quantity of each item.
- Model number, including options. See "How To Build a Model Number".
- Any special service required.

- Note:
- The ☐ indicates that a choice is required.
 - The absence of the ☐ indicates that no choice is required.
 - Alpha-numeric characters in place of ☐ indicate that no other alternatives are available.

HOW TO BUILD A MODEL NUMBER

- A** Select basic model.
- B** Select trim color.
Refer to the **KI Color Addendum** or **KI Fabrics & Finishes binder**



| Delivered Pricing | |
|-------------------|-----|
| \$ | 151 |
| | 155 |
| | 161 |
| | 169 |
| | 171 |
| | 175 |
| | 177 |
| | 180 |
| \$ | 148 |
| | 152 |
| | 155 |
| | 161 |
| | 168 |
| | 171 |
| | 174 |
| | 177 |

SPECIAL SERVICES

Special Carton Marking

With specially marked information N/C

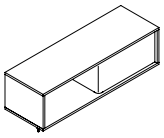
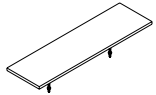
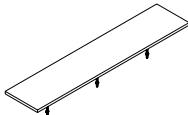
Shipping

Ships **knocked down, FOB Manitowoc, WI 54220, freight prepaid.** Freight class 70.

Specifications and prices are subject to change without prior notice.

StudioWorks®

Cubby and Transactional Shelf

| | | | | MODEL NUMBER | | | Approx. Packaged Weight |
|--|--|-------------------------|-------------------|----------------|--|---|-------------------------------|
| | | | | Basic Model | Laminate Color | Paint Color | |
|  SWCB | Cubby <ul style="list-style-type: none"> Two supports To be used only with flat aluminum trim Internal height is 11.75" Must attach to an enhanced horizontal rail Designed for shared use | Outer Support Width 18" | 18.6 x 30 x 15.1" | SCUB30 | <input type="checkbox"/> <input type="checkbox"/> <input type="checkbox"/> | <input type="checkbox"/> <input type="checkbox"/> | 42.0# |
| | | Outer Support Width 24" | 18.6 x 36 x 15.1" | SCUB36 | <input type="checkbox"/> <input type="checkbox"/> <input type="checkbox"/> | <input type="checkbox"/> <input type="checkbox"/> | 46.0# |
| | | Outer Support Width 30" | 18.6 x 42 x 15.1" | SCUB42 | <input type="checkbox"/> <input type="checkbox"/> <input type="checkbox"/> | <input type="checkbox"/> <input type="checkbox"/> | 51.0# |
| | | Outer Support Width 36" | 18.6 x 48 x 15.1" | SCUB48 | <input type="checkbox"/> <input type="checkbox"/> <input type="checkbox"/> | <input type="checkbox"/> <input type="checkbox"/> | 56.0# |
| | | | | | | | |
|  SWCB | Transactional Shelf <ul style="list-style-type: none"> Two supports To be used only with flat aluminum trim | Outer Support Width 14" | 10 x 24" | STRS24 | <input type="checkbox"/> <input type="checkbox"/> <input type="checkbox"/> | <input type="checkbox"/> <input type="checkbox"/> | 6.0# |
| | | Outer Support Width 20" | 10 x 30" | STRS30 | <input type="checkbox"/> <input type="checkbox"/> <input type="checkbox"/> | <input type="checkbox"/> <input type="checkbox"/> | 7.0# |
| | | Outer Support Width 26" | 10 x 36" | STRS36 | <input type="checkbox"/> <input type="checkbox"/> <input type="checkbox"/> | <input type="checkbox"/> <input type="checkbox"/> | 8.0# |
| | | Outer Support Width 26" | 10 x 42" | STRS42 | <input type="checkbox"/> <input type="checkbox"/> <input type="checkbox"/> | <input type="checkbox"/> <input type="checkbox"/> | 10.0# |
| | | | | | | | |
|  SWCB | Transactional Shelf <ul style="list-style-type: none"> Three supports To be used only with flat aluminum trim | Outer Support Width 38" | 10 x 48" | STRS48 | <input type="checkbox"/> <input type="checkbox"/> <input type="checkbox"/> | <input type="checkbox"/> <input type="checkbox"/> | 11.0# |
| | | | | | | | |
| | | | | | | | |
| | | | | | | | |
| | | | | | | | |

A

B

C

HOW TO ORDER

Indicate the following information on order form:

- Quantity of each item.
- Model number, including options. See "How To Build a Model Number".
- Any special service required.

Note: • The ☐ indicates that a choice is required.

- The absence of the ☐ indicates that no choice is required.
- Alpha-numeric characters in place of ☐ indicate that no other alternatives are available.

HOW TO BUILD A MODEL NUMBER

A Select basic model.

B Select laminate color.
Refer to the **KI Color Addendum** or **KI Fabrics & Finishes binder**.

C Select metal paint color.
Refer to the **KI Color Addendum** or **KI Fabrics & Finishes binder**.



| Delivered Pricing | |
|-------------------|------|
| \$ | 893 |
| | 950 |
| | 1017 |
| | 1033 |
| | |
| \$ | 519 |
| | 593 |
| | 615 |
| | 653 |
| | |
| \$ | 767 |
| | |
| | |
| | |
| | |

SPECIAL SERVICES

Special Carton Marking

With specially marked information N/C

Shipping

Ships **knocked down, FOB Manitowoc, WI 54220, freight prepaid.** Freight class 70.

Specifications and prices are subject to change without prior notice.

| | | MODEL NUMBER | | | |
|-------|--|--------------|-------------|---|-------------------------|
| | | Basic Model | Trim Color | Base Feed Color | |
| MODEL | | W | | | Approx. Packaged Weight |
| SWBF | 10-Wire 6 Circuit Base Feed • Must be specified at 2-way, 3-way and 4- way intersections | 30" | SWBF6-12-30 | <input type="checkbox"/> <input type="checkbox"/> <input type="checkbox"/> <input type="checkbox"/> | 12.6# |
| | | 36" | SWBF6-12-36 | <input type="checkbox"/> <input type="checkbox"/> <input type="checkbox"/> <input type="checkbox"/> | 13.2# |
| | | 42" | SWBF6-12-42 | <input type="checkbox"/> <input type="checkbox"/> <input type="checkbox"/> <input type="checkbox"/> | 10.7# |
| | | 48" | SWBF6-12-48 | <input type="checkbox"/> <input type="checkbox"/> <input type="checkbox"/> <input type="checkbox"/> | 14.2# |
| | | 54" | SWBF6-12-54 | <input type="checkbox"/> <input type="checkbox"/> <input type="checkbox"/> <input type="checkbox"/> | 14.8# |
| | | 60" | SWBF6-12-60 | <input type="checkbox"/> <input type="checkbox"/> <input type="checkbox"/> <input type="checkbox"/> | 15.3# |
| | | 66" | SWBF6-12-66 | <input type="checkbox"/> <input type="checkbox"/> <input type="checkbox"/> <input type="checkbox"/> | 15.8# |
| | | 72" | SWBF6-12-72 | <input type="checkbox"/> <input type="checkbox"/> <input type="checkbox"/> <input type="checkbox"/> | 16.4# |
| | | 30" | SWBF6-6-30 | <input type="checkbox"/> <input type="checkbox"/> <input type="checkbox"/> <input type="checkbox"/> | 11.3# |
| | | 36" | SWBF6-6-36 | <input type="checkbox"/> <input type="checkbox"/> <input type="checkbox"/> <input type="checkbox"/> | 11.9# |
| | | 42" | SWBF6-6-42 | <input type="checkbox"/> <input type="checkbox"/> <input type="checkbox"/> <input type="checkbox"/> | 12.4# |
| | | 48" | SWBF6-6-48 | <input type="checkbox"/> <input type="checkbox"/> <input type="checkbox"/> <input type="checkbox"/> | 12.9# |
| | | 54" | SWBF6-6-54 | <input type="checkbox"/> <input type="checkbox"/> <input type="checkbox"/> <input type="checkbox"/> | 13.5# |
| | | 60" | SWBF6-6-60 | <input type="checkbox"/> <input type="checkbox"/> <input type="checkbox"/> <input type="checkbox"/> | 14.0# |
| | | 66" | SWBF6-6-66 | <input type="checkbox"/> <input type="checkbox"/> <input type="checkbox"/> <input type="checkbox"/> | 14.5# |
| | | 72" | SWBF6-6-72 | <input type="checkbox"/> <input type="checkbox"/> <input type="checkbox"/> <input type="checkbox"/> | 15.0# |
| SWBF | 10-Wire 4 Circuit Base Feed • Must be specified at 2-way, 3-way and 4- way intersections | 30" | SWBF4-12-30 | <input type="checkbox"/> <input type="checkbox"/> <input type="checkbox"/> <input type="checkbox"/> | 12.6# |
| | | 36" | SWBF4-12-36 | <input type="checkbox"/> <input type="checkbox"/> <input type="checkbox"/> <input type="checkbox"/> | 13.2# |
| | | 42" | SWBF4-12-42 | <input type="checkbox"/> <input type="checkbox"/> <input type="checkbox"/> <input type="checkbox"/> | 10.7# |
| | | 48" | SWBF4-12-48 | <input type="checkbox"/> <input type="checkbox"/> <input type="checkbox"/> <input type="checkbox"/> | 14.2# |
| | | 54" | SWBF4-12-54 | <input type="checkbox"/> <input type="checkbox"/> <input type="checkbox"/> <input type="checkbox"/> | 14.8# |
| | | 60" | SWBF4-12-60 | <input type="checkbox"/> <input type="checkbox"/> <input type="checkbox"/> <input type="checkbox"/> | 15.3# |
| | | 66" | SWBF4-12-66 | <input type="checkbox"/> <input type="checkbox"/> <input type="checkbox"/> <input type="checkbox"/> | 15.8# |
| | | 72" | SWBF4-12-72 | <input type="checkbox"/> <input type="checkbox"/> <input type="checkbox"/> <input type="checkbox"/> | 16.4# |
| | | 30" | SWBF4-6-30 | <input type="checkbox"/> <input type="checkbox"/> <input type="checkbox"/> <input type="checkbox"/> | 11.3# |
| | | 36" | SWBF4-6-36 | <input type="checkbox"/> <input type="checkbox"/> <input type="checkbox"/> <input type="checkbox"/> | 11.9# |
| | | 42" | SWBF4-6-42 | <input type="checkbox"/> <input type="checkbox"/> <input type="checkbox"/> <input type="checkbox"/> | 12.4# |
| | | 48" | SWBF4-6-48 | <input type="checkbox"/> <input type="checkbox"/> <input type="checkbox"/> <input type="checkbox"/> | 12.9# |
| | | 54" | SWBF4-6-54 | <input type="checkbox"/> <input type="checkbox"/> <input type="checkbox"/> <input type="checkbox"/> | 13.5# |
| | | 60" | SWBF4-6-60 | <input type="checkbox"/> <input type="checkbox"/> <input type="checkbox"/> <input type="checkbox"/> | 14.0# |
| | | 66" | SWBF4-6-66 | <input type="checkbox"/> <input type="checkbox"/> <input type="checkbox"/> <input type="checkbox"/> | 14.5# |
| | | 72" | SWBF4-6-72 | <input type="checkbox"/> <input type="checkbox"/> <input type="checkbox"/> <input type="checkbox"/> | 15.0# |
| | | A | B | C | |

HOW TO ORDER

Indicate the following information on order form:

- Quantity of each item.
- Model number, including options. See "How To Build a Model Number".
- Any special service required.

Note:

- The ☐ indicates that a choice is required.
- The absence of the ☐ indicates that no choice is required.
- Alpha-numeric characters in place of ☐ indicate that no other alternatives are available.

HOW TO BUILD A MODEL NUMBER

- A** Select basic model.
- B** Select trim color.
Refer to the **KI Color Addendum** or **KI Fabrics & Finishes binder**
- C** Select base feed color.
Refer to the **KI Color Addendum** or **KI Fabrics & Finishes binder**.



| Delivered Pricing | |
|-------------------|-----|
| \$ | 453 |
| | 454 |
| | 461 |
| | 461 |
| | 466 |
| | 466 |
| | 472 |
| | 476 |
| | 424 |
| | 432 |
| | 432 |
| | 438 |
| | 438 |
| | 445 |
| | 447 |
| | 446 |
| \$ | 460 |
| | 461 |
| | 467 |
| | 467 |
| | 472 |
| | 472 |
| | 480 |
| | 484 |
| | 432 |
| | 439 |
| | 439 |
| | 445 |
| | 445 |
| | 452 |
| | 454 |
| | 466 |

SPECIAL SERVICES

Special Carton Marking

With specially marked information N/C

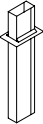
Shipping

Ships **knocked down, FOB Manitowoc, WI 54220, freight prepaid.** Freight class 70.

Specifications and prices are subject to change without prior notice.

StudioWorks®

Base and Data Feeds

| | MODEL | W | MODEL NUMBER | | Approx. Packaged Weight |
|---|--|-----|----------------|---|-------------------------------|
| | | | Basic Model | Trim Color | |
|  SWBF | Base Data Feed <ul style="list-style-type: none">• Must be specified at 2-way, 3-way and 4- way intersections | 30" | SWBDF-12-30 | <input type="checkbox"/> <input type="checkbox"/> | 7.0# |
| | | 36" | SWBDF-12-36 | <input type="checkbox"/> <input type="checkbox"/> | 7.0# |
| | | 42" | SWBDF-12-42 | <input type="checkbox"/> <input type="checkbox"/> | 7.0# |
| | | 48" | SWBDF-12-48 | <input type="checkbox"/> <input type="checkbox"/> | 7.0# |
| | | 54" | SWBDF-12-54 | <input type="checkbox"/> <input type="checkbox"/> | 7.0# |
| | | 60" | SWBDF-12-60 | <input type="checkbox"/> <input type="checkbox"/> | 7.0# |
| | | 66" | SWBDF-12-66 | <input type="checkbox"/> <input type="checkbox"/> | 7.0# |
| | | 72" | SWBDF-12-72 | <input type="checkbox"/> <input type="checkbox"/> | 7.0# |
| | | 30" | SWBDF-6-30 | <input type="checkbox"/> <input type="checkbox"/> | 7.0# |
| | | 36" | SWBDF-6-36 | <input type="checkbox"/> <input type="checkbox"/> | 7.0# |
| | | 42" | SWBDF-6-42 | <input type="checkbox"/> <input type="checkbox"/> | 7.0# |
| | | 48" | SWBDF-6-48 | <input type="checkbox"/> <input type="checkbox"/> | 7.0# |
| | | 54" | SWBDF-6-54 | <input type="checkbox"/> <input type="checkbox"/> | 7.0# |
| | | 60" | SWBDF-6-60 | <input type="checkbox"/> <input type="checkbox"/> | 7.0# |
| | | 66" | SWBDF-6-66 | <input type="checkbox"/> <input type="checkbox"/> | 7.0# |
| | | 72" | SWBDF-6-72 | <input type="checkbox"/> <input type="checkbox"/> | 7.0# |
| | | | A | B | |

HOW TO ORDER

Indicate the following information on order form:

1. Quantity of each item.
2. Model number, including options. See "How To Build a Model Number".
3. Any special service required.

Note:

- The ☐ indicates that a choice is required.
- The absence of the ☐ indicates that no choice is required.
- Alpha-numeric characters in place of ☐ indicate that no other alternatives are available.

HOW TO BUILD A MODEL NUMBER

- A** Select basic model.
- B** Select trim color.
Refer to the **KI Color Addendum** or **KI Fabrics & Finishes binder**



| Delivered Pricing | |
|-------------------|-----|
| \$ | 239 |
| | 239 |
| | 244 |
| | 245 |
| | 254 |
| | 249 |
| | 260 |
| | 262 |
| | 212 |
| | 217 |
| | 218 |
| | 223 |
| | 221 |
| | 228 |
| | 232 |
| | 230 |

SPECIAL SERVICES

Special Carton Marking

With specially marked information N/C





Shipping

Ships **knocked down, FOB Manitowoc, WI 54220, freight prepaid.** Freight class 70.

Specifications and prices are subject to change without prior notice.

StudioWorks®

Top Feeds

| MODEL | MODEL NUMBER | | Approx. Packaged Weight |
|---|----------------|---|-------------------------------|
| | Basic Model | Trim Color | |
|  10-Wire 6 Circuit Top Feed-10 Foot Pole <ul style="list-style-type: none">Includes aluminum power pole, 6" top cap and ceiling trim HRDPT | SW6TF10 | <input type="checkbox"/> <input type="checkbox"/> | 2.0# |
| | | | |
| | | | |
| | | | |
| | | | |
|  10-Wire 6 Circuit Top Feed-7 Foot Pole <ul style="list-style-type: none">Includes aluminum power pole, 6" top cap and ceiling trim HRDPT | SW6TF7 | <input type="checkbox"/> <input type="checkbox"/> | 2.0# |
| | | | |
| | | | |
| | | | |
| | | | |
|  10-Wire 4 Circuit Top Feed-10 Foot Pole <ul style="list-style-type: none">Includes aluminum power pole, 6" top cap and ceiling trim HRDPT | SW4TF10 | <input type="checkbox"/> <input type="checkbox"/> | 2.0# |
| | | | |
| | | | |
| | | | |
| | | | |
|  10-Wire 4 Circuit Top Feed-7 Foot Pole <ul style="list-style-type: none">Includes aluminum power pole, 6" top cap and ceiling trim HRDPT | SW4TF7 | <input type="checkbox"/> <input type="checkbox"/> | 2.0# |
| | | | |
| | | | |
| | | | |
| | | | |

A **B**

HOW TO ORDER

Indicate the following information on order form:

- Quantity of each item.
- Model number, including options. See "How To Build a Model Number".
- Any special service required.

Note:

- The ☐ indicates that a choice is required.
- The absence of the ☐ indicates that no choice is required.
- Alpha-numeric characters in place of ☐ indicate that no other alternatives are available.

HOW TO BUILD A MODEL NUMBER

- A** Select basic model.
- B** Select trim color.
Refer to the **KI Color Addendum** or **KI Fabrics & Finishes binder**



| | |
|-------------------|-----|
| Delivered Pricing | |
| \$ | 521 |
| | |
| | |
| | |
| | |
| | |
| \$ | 410 |
| | |
| | |
| | |
| | |
| | |
| \$ | 519 |
| | |
| | |
| | |
| | |
| \$ | 410 |
| | |
| | |
| | |
| | |
| | |

SPECIAL SERVICES

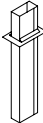
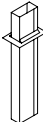
Special Carton Marking

With specially marked information N/C

Shipping

Ships **knocked down**, **FOB Manitowoc, WI 54220**, **freight prepaid**. Freight class 70.

Specifications and prices are subject to change without prior notice.

| | MODEL | MODEL NUMBER | | Approx. Packaged Weight |
|--|--|----------------|---|-------------------------------|
| | | Basic Model | Trim Color | |
|  HRDPT | Top Data Feed-10 Foot Pole • Includes aluminum power pole, 6" top cap and ceiling trim | SWTDF10 | <input type="checkbox"/> <input type="checkbox"/> | 2.0# |
| | | | | |
| | | | | |
| | | | | |
| | | | | |
|  HRDPT | Top Data Feed-7 Foot Pole • Includes aluminum power pole, 6" top cap and ceiling trim | SWTDF7 | <input type="checkbox"/> <input type="checkbox"/> | 2.0# |
| | | | | |
| | | | | |
| | | | | |
| | | | | |

A

B

HOW TO ORDER

Indicate the following information on order form:

1. Quantity of each item.
2. Model number, including options. See "How To Build a Model Number".
3. Any special service required.

- Note:
- The ☐ indicates that a choice is required.
 - The absence of the ☐ indicates that no choice is required.
 - Alpha-numeric characters in place of ☐ indicate that no other alternatives are available.

HOW TO BUILD A MODEL NUMBER

- A

Select basic model.
- B

Select trim color.
Refer to the **KI Color Addendum** or **KI Fabrics & Finishes binder**



Delivered
Pricing

\$ 240

\$ 188

SPECIAL SERVICES

Special Carton Marking

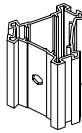
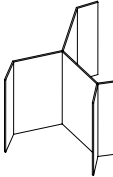

With specially marked information N/C

Shipping

Ships **knocked down, FOB Manitowoc, WI 54220, freight prepaid.** Freight class 70.

Specifications and prices are subject to change without prior notice.

120° Degree Build Your Own Components

| | | MODEL NUMBER | | Approx. Packaged Weight |
|--|--|----------------|------------|-------------------------------|
| MODEL | H | Basic Model | | |
|  | 120° Connector Block | | 46.0955 | 1.0# |
| | • Black only | | | |
| | • Extruded aluminum block with three threaded inserts | | | |
| | • Specify shoulder bolts separately | | | |
| | | | | |
| HRDPT | | | | |
|  | 120° Light Block | 12" | 46.1037.12 | 1.0# |
| | | 18" | 46.1037.18 | 1.0# |
| | | 24" | 46.1037.24 | 1.0# |
| | | 30" | 46.1037.30 | 1.0# |
| | | 36" | 46.1037.36 | 1.0# |
| | | 42" | 46.1037.42 | 1.0# |
| | | 48" | 46.1037.48 | 1.0# |
| | | 54" | 46.1037.54 | 1.0# |
| | | 60" | 46.1037.60 | 1.0# |
| | | 66" | 46.1037.66 | 1.0# |
| | | 72" | 46.1037.72 | 1.0# |
| | | 78" | 46.1037.78 | 1.0# |
| | 84" | 46.1037.84 | 1.0# | |
|  | Shoulder Bolt | | 46.0679 | 1.0# |
| | • Used to connect half post to corner connector blocks | | | |
| | • Includes 3/8" washer | | | |
| | | | | |
| | | | | |
| HRDPT | | | | |

A

HOW TO ORDER

Indicate the following information on order form:

- Quantity of each item.
- Model number, including options. See "How To Build a Model Number".
- Any special service required.

Note:

- The ☐ indicates that a choice is required.
- The absence of the ☐ indicates that no choice is required.
- Alpha-numeric characters in place of ☐ indicate that no other alternatives are available.

HOW TO BUILD A MODEL NUMBER

A Select basic model.



120° Degree Build Your Own

Components

| Delivered Pricing | |
|-------------------|----|
| \$ | 21 |
| | |
| | |
| | |
| | |
| | |
| | |
| \$ | 6 |
| | 6 |
| | 6 |
| | 7 |
| | 10 |
| | 10 |
| | 16 |
| | 16 |
| | 16 |
| | 16 |
| | 22 |
| | 22 |
| | 22 |
| \$ | 1 |
| | |
| | |
| | |
| | |

SPECIAL SERVICES

Special Carton Marking




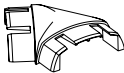

With specially marked information N/C

Shipping

Ships **knocked down, FOB Manitowoc, WI 54220, freight prepaid.** Freight class 70.

Specifications and prices are subject to change without prior notice.

120° Degree Build Your Own Components

| | | MODEL NUMBER | | Approx. Packaged Weight |
|--|--|----------------------------------|-------------------------------------|-------------------------|
| | | Basic Model | Trim Color | |
|  HRDPT | 120° Vertical Trim • Unupholstered | 30" | 46.1032.30 <input type="checkbox"/> | 1.0# |
| | | 36" | 46.1032.36 <input type="checkbox"/> | 1.0# |
| | | 42" | 46.1032.42 <input type="checkbox"/> | 1.0# |
| | | 48" | 46.1032.48 <input type="checkbox"/> | 1.0# |
| | | 54" | 46.1032.54 <input type="checkbox"/> | 2.0# |
| | | 60" | 46.1032.60 <input type="checkbox"/> | 2.0# |
| | | 66" | 46.1032.66 <input type="checkbox"/> | 2.0# |
| | | 72" | 46.1032.72 <input type="checkbox"/> | 2.0# |
| | | 84" | 46.1032.84 <input type="checkbox"/> | 2.0# |
|  HRDPT | Height Change Trim | 6" | GTH06 <input type="checkbox"/> | 2.0# |
| | | 12" | GTH12 <input type="checkbox"/> | 2.0# |
| | | 18" | GTH18 <input type="checkbox"/> | 2.0# |
| | | 24" | GTH24 <input type="checkbox"/> | 2.0# |
| | | 30" | GTH30 <input type="checkbox"/> | 2.0# |
| | | 36" | GTH36 <input type="checkbox"/> | 2.0# |
| | | 42" | GTH42 <input type="checkbox"/> | 2.0# |
| | | 48" | GTH48 <input type="checkbox"/> | 2.0# |
| | | 54" | GTH54 <input type="checkbox"/> | 2.0# |
|  HRDPT | 120° 1-Way Top Cap | 46.1027 <input type="checkbox"/> | | 1.0# |
| | | | | |
| | | | | |
|  HRDPT | 120° 2-Way Top Cap | 46.1028 <input type="checkbox"/> | | 1.0# |
| | | | | |
| | | | | |
|  HRDPT | 120° 3-Way Top Cap | 46.1029 <input type="checkbox"/> | | 1.0# |
| | | | | |
| | | | | |

A

B

HOW TO ORDER

Indicate the following information on order form:

- Quantity of each item.
- Model number, including options. See "How To Build a Model Number".
- Any special service required.

Note:

- The ☐ indicates that a choice is required.
- The absence of the ☐ indicates that no choice is required.
- Alpha-numeric characters in place of ☐ indicate that no other alternatives are available.

HOW TO BUILD A MODEL NUMBER

- A** Select basic model.
- B** Select trim color.
Refer to the **KI Color Addendum** or **KI Fabrics & Finishes binder**
Metallic paint requires upcharge.



120° Degree Build Your Own Components

| Delivered Pricing | | Metallic Paint add to list price |
|-------------------|----|----------------------------------|
| \$ | 32 | \$ 12 |
| | 38 | 12 |
| | 38 | 27 |
| | 57 | 29 |
| | 57 | 29 |
| | 57 | 29 |
| | 57 | 31 |
| | 82 | 31 |
| | 88 | 33 |
| \$ | 16 | \$ 6 |
| | 16 | 6 |
| | 22 | 5 |
| | 29 | 7 |
| | 34 | 9 |
| | 40 | 11 |
| | 40 | 11 |
| | 57 | 12 |
| | 57 | 12 |
| \$ | 10 | \$ 9 |
| | | |
| | | |
| | | |
| \$ | 10 | N/A |
| | | |
| | | |
| | | |
| \$ | 10 | N/A |
| | | |
| | | |
| | | |

SPECIAL SERVICES

Special Carton Marking

With specially marked information N/C

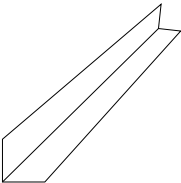
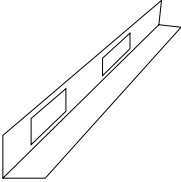
Shipping

Ships **knocked down, FOB Manitowoc, WI 54220, freight prepaid.** Freight class 70.

Specifications and prices are subject to change without prior notice.

Tech Preconfigured Intersection Conditions

Tech Panel Components

| | | MODEL NUMBER | | Approx. Packaged Weight | |
|--|---|----------------|----------------|---|------|
| MODEL | W | Basic Model | Paint Color | | |
|  | Single Side Base Raceway-No Holes | 12" | 46.1220.12 | <input type="checkbox"/> <input type="checkbox"/> | 1.0# |
| | <ul style="list-style-type: none">• Allows Tech Panel on one side of panel and access to power/data cables on opposite side• Solid bottom and hinged door | 18" | 46.1220.18 | <input type="checkbox"/> <input type="checkbox"/> | 1.0# |
| | | 24" | 46.1220.24 | <input type="checkbox"/> <input type="checkbox"/> | 1.0# |
| | | 30" | 46.1220.30 | <input type="checkbox"/> <input type="checkbox"/> | 2.0# |
| | | 36" | 46.1220.36 | <input type="checkbox"/> <input type="checkbox"/> | 3.0# |
| | | 42" | 46.1220.42 | <input type="checkbox"/> <input type="checkbox"/> | 3.0# |
| | | 48" | 46.1220.48 | <input type="checkbox"/> <input type="checkbox"/> | 3.0# |
| | | 54" | 46.1220.54 | <input type="checkbox"/> <input type="checkbox"/> | 3.0# |
| | | 60" | 46.1220.60 | <input type="checkbox"/> <input type="checkbox"/> | 4.0# |
| HRDPT | | | | | |
|  | Single Side Base Raceway with Holes | 24" | 46.1215.24 | <input type="checkbox"/> <input type="checkbox"/> | 1.0# |
| | <ul style="list-style-type: none">• Allows Tech Panel on one side of panel and access power/data receptacles on opposite side• Solid bottom and hinged door• 12" and 18" not available with grommet holes• 24" available with one grommet hole• Each hole includes a standard filler plate• Bezels ordered seperately (included with duplex receptacles) | 30" | 46.1215.30 | <input type="checkbox"/> <input type="checkbox"/> | 2.0# |
| | | 36" | 46.1215.36 | <input type="checkbox"/> <input type="checkbox"/> | 2.0# |
| | | 42" | 46.1215.42 | <input type="checkbox"/> <input type="checkbox"/> | 3.0# |
| | | 48" | 46.1215.48 | <input type="checkbox"/> <input type="checkbox"/> | 3.0# |
| | | 54" | 46.1215.54 | <input type="checkbox"/> <input type="checkbox"/> | 3.0# |
| | | 60" | 46.1215.60 | <input type="checkbox"/> <input type="checkbox"/> | 4.0# |
| | | | | | |
| | | | | | |
| HRDPT | | | | | |
| | | | | | |

A

B

HOW TO ORDER

Indicate the following information on order form:

1. Quantity of each item.
2. Model number, including options. See "How To Build a Model Number".
3. Any special service required.

Note:

- The ☐ indicates that a choice is required.
- The absence of the ☐ indicates that no choice is required.
- Alpha-numeric characters in place of ☐ indicate that no other alternatives are available.

HOW TO BUILD A MODEL NUMBER

- A** Select basic model.
- B** Select paint color.
Refer to the **KI Color Addendum** or **KI Fabrics & Finishes binder**.
Metallic paint requires upcharge.



Tech Preconfigured Intersection Conditions

Tech Panel Components

| Delivered Pricing | | Metallic Paint add to list price | |
|-------------------|----|----------------------------------|----|
| \$ | 34 | \$ | 6 |
| | 37 | | 7 |
| | 46 | | 9 |
| | 52 | | 11 |
| | 54 | | 11 |
| | 70 | | 16 |
| | 70 | | 11 |
| | 70 | | 20 |
| | 87 | | 27 |
| \$ | 46 | \$ | 11 |
| | 52 | | 11 |
| | 54 | | 11 |
| | 70 | | 16 |
| | 70 | | 20 |
| | 70 | | 11 |
| | 87 | | 27 |

SPECIAL SERVICES

Special Carton Marking

With specially marked information N/C

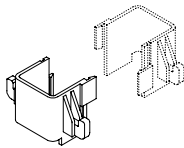
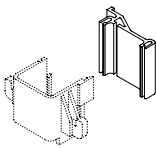
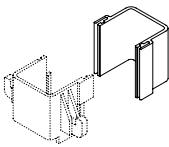

Shipping

Ships **knocked down, FOB Manitowoc, WI 54220, freight prepaid.** Freight class 70.

Specifications and prices are subject to change without prior notice.

Tech Preconfigured Intersection Conditions

Tech Panel Components

| | MODEL | MODEL NUMBER | Approx. Packaged Weight |
|---|--|----------------|-------------------------------|
| | | Basic Model | |
|  HRDPT | Base Tile Hook <ul style="list-style-type: none">• Allows Tech Panel on one side of panel and access to power/data cables on opposite side• Solid bottom and hinged door | 46.5172 | 1.0# |
| | | | |
| | | | |
| | | | |
|  HRDPT | Half-Post Clip | 46.5173 | 1.0# |
| | | | |
| | | | |
| | | | |
|  HRDPT | Full-Post Clip | 46.5174 | 1.0# |
| | | | |
| | | | |
| | | | |
|  HRDPT | Horizontal Lock Cam | 46.5177 | 1.0# |
| | | | |
| | | | |
| | | | |

A

HOW TO ORDER

Indicate the following information on order form:

1. Quantity of each item.
2. Model number, including options. See "How To Build a Model Number".
3. Any special service required.

Note:

- The ☐ indicates that a choice is required.
- The absence of the ☐ indicates that no choice is required.
- Alpha-numeric characters in place of ☐ indicate that no other alternatives are available.

HOW TO BUILD A MODEL NUMBER

A Select basic model.



Tech Preconfigured Intersection Conditions

Tech Panel Components

| | |
|-------------------|---|
| Delivered Pricing | |
| \$ | 1 |
| | |
| | |
| | |
| | |
| \$ | 1 |
| | |
| | |
| | |
| | |
| \$ | 1 |
| | |
| | |
| | |
| | |
| \$ | 1 |
| | |
| | |
| | |

SPECIAL SERVICES

Special Carton Marking

With specially marked information N/C

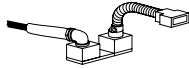
Shipping

Ships **knocked down, FOB Manitowoc, WI 54220, freight prepaid.** Freight class 70.

Specifications and prices are subject to change without prior notice.

Tech Preconfigured Intersection Conditions

Tech Panel Components

| | MODEL | W | MODEL NUMBER | | Approx. Packaged Weight |
|---|--|----|----------------|---|-------------------------------|
| | | | Basic Model | Trim Color | |
|  HRDPT | Power Base Infeed <ul style="list-style-type: none">• Provides four 20-amp circuits• Routed under bottom tile and plugs directly in ADA and/or belt-height rigid wireway• Will not plug into base raceway rigid wireway• Infeed is non-handed• Connector block lays on floor and extends 2-1/4" out from bottom tile and is 2-3/4" high | 8" | PBFT8 | <input type="checkbox"/> <input type="checkbox"/> | 4.0# |
| | | | | | |
| | | | | | |
| | | | | | |
| | | | | | |
| | | | | | |
| | | | A | B | |

HOW TO ORDER

Indicate the following information on order form:

1. Quantity of each item.
2. Model number, including options. See "How To Build a Model Number".
3. Any special service required.

Note:

- The ☐ indicates that a choice is required.
- The absence of the ☐ indicates that no choice is required.
- Alpha-numeric characters in place of ☐ indicate that no other alternatives are available.

HOW TO BUILD A MODEL NUMBER

- A** Select basic model.
- B** Select trim color.
Refer to the **KI Color Addendum** or **KI Fabrics & Finishes binder**



Tech Preconfigured Intersection Conditions

Tech Panel Components

Delivered
Pricing
\$ 563

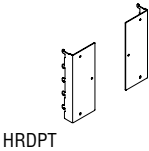
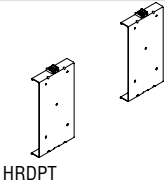
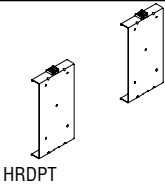
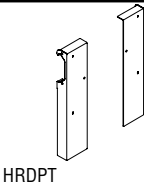
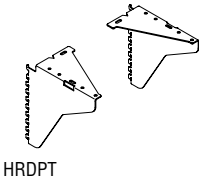
SPECIAL SERVICES
Special Carton Marking
With specially marked information N/C

Shipping
Ships **knocked down, FOB Manitowoc, WI 54220, freight prepaid.** Freight class 70.

Specifications and prices are subject to change without prior notice.

Universal Storage and Accessories

Overhead Accessories

| MODEL | MODEL NUMBER | | Approx. Packaged Weight |
|--|--|---------------|--|
| | Basic Model | Trim Color | |
|  HRDPT | Universal Overhead On-Module Mounting Bracket <ul style="list-style-type: none">Mounts into slots in vertical postsAllows for vertical adjustments in 1" incrementsOnly necessary to order if changing mounting styleSold in pairs; black only | 46.0233.SET | 1.0# |
|  HRDPT | Universal Overhead Off-Module Mounting Bracket-12" Tiles <ul style="list-style-type: none">Mounts into integral track in horizontal railAllows cabinet or shelf to slide along trackAttaches to 12" high tilesOnly necessary to order if changing mounting styleSold in pairs; black only | 46.0234.SET | 1.0# |
|  HRDPT | Universal Overhead Off-Module Mounting Bracket-18" Tiles <ul style="list-style-type: none">Mounts into integral track in horizontal railAllows cabinet or shelf to slide along trackAttaches to 18" high tilesOnly necessary to order if changing mounting styleSold in pairs; black only | 46.1229.SET | 1.0# |
|  HRDPT | Load Bar Brackets <ul style="list-style-type: none">Load Bar mount overheads (LB) for WireWorks® hang from an externally mounted load barLoad Bar purchased separatelySold in pairs | 46.2103 | <input type="checkbox"/> <input type="checkbox"/> 1.0# |
|  HRDPT | Upmount Brackets <ul style="list-style-type: none">Upmount brackets position the storage component on a 54" high panel to the same height as on 66" high panelsSold in pairs | 46.1234 | <input type="checkbox"/> <input type="checkbox"/> 1.0# |

A

B

HOW TO ORDER

Indicate the following information on order form:

- Quantity of each item.
- Model number, including options. See "How To Build a Model Number".
- Any special service required.

Note:

- The ☐ indicates that a choice is required.
- The absence of the ☐ indicates that no choice is required.
- Alpha-numeric characters in place of ☐ indicate that no other alternatives are available.

HOW TO BUILD A MODEL NUMBER

- A** Select basic model.
- B** Select trim color.
Refer to the **KI Color Addendum** or **KI Fabrics & Finishes binder**



Universal Storage and Accessories

Overhead Accessories

| | |
|-------------------|-----|
| Delivered Pricing | |
| \$ | 41 |
| | |
| | |
| | |
| | |
| \$ | 121 |
| | |
| | |
| | |
| | |
| | |
| \$ | 121 |
| | |
| | |
| | |
| | |
| | |
| \$ | 121 |
| | |
| | |
| | |
| | |
| | |
| \$ | 150 |
| | |
| | |
| | |
| | |

SPECIAL SERVICES

Special Carton Marking

With specially marked information N/C

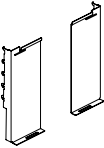
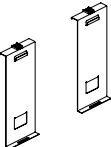
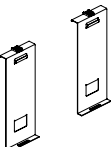
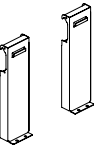
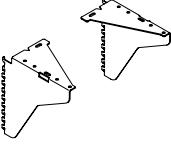
Shipping

Ships **knocked down, FOB Manitowoc, WI 54220, freight prepaid.** Freight class 70.

Specifications and prices are subject to change without prior notice.

Balance® Storage and Accessories

Overhead Accessories

| MODEL | MODEL NUMBER | | Approx. Packaged Weight |
|--|----------------|---|-------------------------------|
| | Basic Model | Trim Color | |
|  BOA Balance® Overhead On-Module Mounting Bracket <ul style="list-style-type: none">• Mounts into slots in vertical posts• Sold in pairs• Black only | BOA-WW-PM | | 5.0# |
|  BOA Balance® Overhead Off-Module Mounting Bracket-12" Tiles <ul style="list-style-type: none">• Mounts into slots in vertical posts• Sold in pairs• Black only | BOA-WW-OM12 | | 5.0# |
|  BOA Balance® Overhead Off-Module Mounting Bracket-18" Tiles <ul style="list-style-type: none">• Mounts into slots in vertical posts• Sold in pairs• Black only | BOA-WW-OM18 | | 5.0# |
|  BOA Balance® Load Bar Brackets <ul style="list-style-type: none">• Load Bar mount overheads (LB) for WireWorks® hang from an externally mounted load bar• Load Bar purchased separately• Sold in pairs | BOA-WW-LB | <input type="checkbox"/> <input type="checkbox"/> | 5.0# |
|  BOA Balance® Upmount Brackets <ul style="list-style-type: none">• Upmount brackets position the storage component on a 54" high panel to the same height as on 66" high panels• Sold in pairs | BOA-WW-UM | <input type="checkbox"/> <input type="checkbox"/> | 5.0# |
| | | A | B |

HOW TO ORDER

Indicate the following information on order form:

1. Quantity of each item.
2. Model number, including options. See "How To Build a Model Number".
3. Any special service required.

Note:

- The ☐ indicates that a choice is required.
- The absence of the ☐ indicates that no choice is required.
- Alpha-numeric characters in place of ☐ indicate that no other alternatives are available.

HOW TO BUILD A MODEL NUMBER

- A** Select basic model.
- B** Select trim color.
Refer to the **KI Color Addendum** or **KI Fabrics & Finishes binder**



Balance® Storage and Accessories

Overhead Accessories

| | |
|-------------------|-----|
| Delivered Pricing | |
| \$ | 157 |
| | |
| | |
| | |
| | |
| \$ | 157 |
| | |
| | |
| | |
| | |
| \$ | 169 |
| | |
| | |
| | |
| | |
| \$ | 197 |
| | |
| | |
| | |
| | |
| \$ | 241 |
| | |
| | |
| | |
| | |

SPECIAL SERVICES

Special Carton Marking

With specially marked information N/C

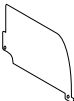
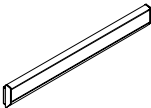
Shipping

Ships **knocked down, FOB Manitowoc, WI 54220, freight prepaid.** Freight class 70.

Specifications and prices are subject to change without prior notice.

Storage Accessories

Overhead Accessories

| | | | MODEL NUMBER | | Approx. Packaged Weight |
|---|---|-----------------|----------------|---|-------------------------------|
| | | | Basic Model | Trim Color | |
| MODEL | | | W | | |
|  | Shelf Dividers <ul style="list-style-type: none">• Steel shelf dividers with powder coat finish• Fits on all shelves and cabinets | 7-1/4 x 11-1/2" | NSD | <input type="checkbox"/> <input type="checkbox"/> | 1.0# |
| | | | | | |
| | | | | | |
| | | | | | |
| | | | | | |
| HRDPT | | | | | |
|  | Wall Mounted Load Bar | 24" | SWLB.24 | <input type="checkbox"/> <input type="checkbox"/> | 5.0# |
| | | 30" | SWLB.30 | <input type="checkbox"/> <input type="checkbox"/> | 6.0# |
| | | 36" | SWLB.36 | <input type="checkbox"/> <input type="checkbox"/> | 7.0# |
| | | 42" | SWLB.42 | <input type="checkbox"/> <input type="checkbox"/> | 8.0# |
| | | 48" | SWLB.48 | <input type="checkbox"/> <input type="checkbox"/> | 10.0# |
| | | 54" | SWLB.54 | <input type="checkbox"/> <input type="checkbox"/> | 13.0# |
| | | 60" | SWLB.60 | <input type="checkbox"/> <input type="checkbox"/> | 12.0# |
| | | 66" | SWLB.66 | <input type="checkbox"/> <input type="checkbox"/> | 13.0# |
| | | 72" | SWLB.72 | <input type="checkbox"/> <input type="checkbox"/> | 14.0# |
| | | 84" | SWLB.84 | <input type="checkbox"/> <input type="checkbox"/> | 17.0# |
| HRDPT | | | | | |
| | | A | B | | |

HOW TO ORDER

Indicate the following information on order form:

1. Quantity of each item.
2. Model number, including options. See "How To Build a Model Number".
3. Any special service required.

Note:

- The ☐ indicates that a choice is required.
- The absence of the ☐ indicates that no choice is required.
- Alpha-numeric characters in place of ☐ indicate that no other alternatives are available.

HOW TO BUILD A MODEL NUMBER

- A** Select basic model.
- B** Select trim color.
Refer to the **KI Color Addendum** or **KI Fabrics & Finishes binder**



Storage Accessories

Overhead Accessories

| Delivered Pricing | |
|-------------------|-----|
| \$ | 27 |
| | |
| | |
| | |
| | |
| | |
| \$ | 115 |
| | 123 |
| | 125 |
| | 138 |
| | 143 |
| | 169 |
| | 170 |
| | 172 |
| | 179 |
| | 277 |

SPECIAL SERVICES

Special Carton Marking

With specially marked information N/C

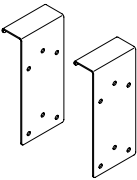
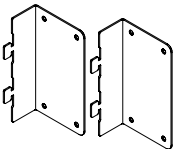
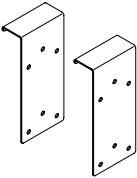
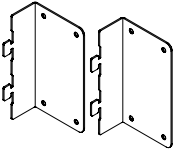
Shipping

Ships **knocked down, FOB Manitowoc, WI 54220, freight prepaid.** Freight class 70.

Specifications and prices are subject to change without prior notice.

Accessories

Brackets

| MODEL | MODEL NUMBER | Approx. Packaged Weight |
|---|--|-------------------------------|
| | Basic Model | |
|  HRDPT | Tackboard Off-Module Bracket <ul style="list-style-type: none">• Order one kit for all heights• Includes mounting hardware• Not used on Overhead Tackboards• Only necessary to order if changing mounting style• Pair of brackets• Black only | 46.0371.TB.KIT |
| | | 1.0# |
| | | |
| | | |
| | | |
| | | |
|  HRDPT | Tackboard On-Module Bracket <ul style="list-style-type: none">• Order one kit for 12" and 16" high tackboards• Order two kits for 20" and 30" high tackboards• Order three kits for 48" high tackboards• Not used on Overhead Tackboards• Only necessary to order if changing mounting style• Black only | 46.0078.TB.KIT |
| | | 1.0# |
| | | |
| | | |
| | | |
| | | |
|  HRDPT | Markerboard Off-Module Bracket <ul style="list-style-type: none">• Order one kit for all heights• Includes mounting hardware• Only necessary to order if changing mounting style• Pair of brackets• Black only | 46.0371.MB.KIT |
| | | 1.0# |
| | | |
| | | |
| | | |
| | | |
|  HRDPT | Markerboard On-Module Bracket <ul style="list-style-type: none">• Order one kit for all heights• Includes mounting hardware• Only necessary to order if changing mounting style• Pair of brackets• Black only | 46.0078.MB.KIT |
| | | 1.0# |
| | | |
| | | |
| | | |
| | | |

A

HOW TO ORDER

Indicate the following information on order form:

1. Quantity of each item.
2. Model number, including options. See "How To Build a Model Number".
3. Any special service required.

Note:

- The ☐ indicates that a choice is required.
- The absence of the ☐ indicates that no choice is required.
- Alpha-numeric characters in place of ☐ indicate that no other alternatives are available.

HOW TO BUILD A MODEL NUMBER

A Select basic model.



| | |
|-------------------|----|
| Delivered Pricing | |
| \$ | 34 |
| | |
| | |
| | |
| | |
| | |
| \$ | 31 |
| | |
| | |
| | |
| | |
| | |
| \$ | 31 |
| | |
| | |
| | |
| | |
| | |
| \$ | 52 |
| | |
| | |
| | |

SPECIAL SERVICES

Special Carton Marking

With specially marked information N/C

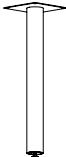
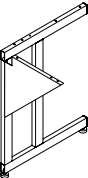
Shipping

Ships **knocked down, FOB Manitowoc, WI 54220, freight prepaid.** Freight class 70.

Specifications and prices are subject to change without prior notice.

Accessories

Brackets/Legs

| | | | MODEL NUMBER | | Approx. Packaged Weight |
|--|------------------------|----------|--------------|---|-------------------------|
| | | | Basic Model | Trim Color | |
| HRDPT | D-Shaped Bracket | 27" | 53.3914.BL | | 1.0# |
| | | | | | |
| HRDPT | Flat Bracket | 21" | 53.3934.BL | | 1.0# |
| | | | | | |
|  | 4" Diameter Column Leg | | 85.9406 | <input type="checkbox"/> <input type="checkbox"/> | 1.0# |
| | | | | | |
| | | | | | |
| | | | | | |
| | | | | | |
| HRDPT | C-Leg w/Gussets, Left | 24 x 29" | CGLEG.2429.L | <input type="checkbox"/> <input type="checkbox"/> | 1.0# |
| | | 30 x 29" | CGLEG.3029.L | <input type="checkbox"/> <input type="checkbox"/> | 1.0# |
| | | | | | |
| | | | | | |
| | | | | | |
|  | C-Leg w/Gussets, Right | 24 x 29" | CGLEG.2429.R | <input type="checkbox"/> <input type="checkbox"/> | 1.0# |
| | | 30 x 29" | CGLEG.3029.R | <input type="checkbox"/> <input type="checkbox"/> | 1.0# |
| | | | | | |
| | | | | | |
| | | | | | |

A

B

HOW TO ORDER

Indicate the following information on order form:

- Quantity of each item.
- Model number, including options. See "How To Build a Model Number".
- Any special service required.

- Note:
- The ☐ indicates that a choice is required.
 - The absence of the ☐ indicates that no choice is required.
 - Alpha-numeric characters in place of ☐ indicate that no other alternatives are available.

HOW TO BUILD A MODEL NUMBER

- A** Select basic model.
- B** Select trim color.
Refer to the **KI Color Addendum** or **KI Fabrics & Finishes binder**.



Accessories
Brackets/Legs

| | |
|-------------------|-----|
| Delivered Pricing | |
| \$ | 32 |
| | |
| \$ | 30 |
| | |
| \$ | 82 |
| | |
| | |
| | |
| | |
| | |
| \$ | 167 |
| | 170 |
| | |
| | |
| | |
| | |
| \$ | 167 |
| | 170 |
| | |
| | |
| | |
| | |

SPECIAL SERVICES

Special Carton Marking

With specially marked information N/C

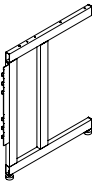
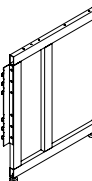
Shipping

Ships **knocked down, FOB Manitowoc, WI 54220, freight prepaid.** Freight class 70.

Specifications and prices are subject to change without prior notice.

Accessories

Brackets/Legs

| | | | MODEL NUMBER | | Approx. Packaged Weight |
|--|-----------------------|----------|----------------|--------------------------|-------------------------------|
| | | | Basic Model | Trim Color | |
|  HRDPT | PowerWorks Leg, Left | 24 x 29" | PWLEG.2429.L | <input type="checkbox"/> | 1.0# |
| | | | | | |
| | | | | | |
| | | | | | |
| | | | | | |
|  HRDPT | PowerWorks Leg, Right | 24 x 29" | PWLEG.2429.R | <input type="checkbox"/> | 1.0# |
| | | | | | |
| | | | | | |
| | | | | | |
| | | | | | |

A

B

HOW TO ORDER

Indicate the following information on order form:

- Quantity of each item.
- Model number, including options. See "How To Build a Model Number".
- Any special service required.

- Note:
- The ☐ indicates that a choice is required.
 - The absence of the ☐ indicates that no choice is required.
 - Alpha-numeric characters in place of ☐ indicate that no other alternatives are available.

HOW TO BUILD A MODEL NUMBER

- A

Select basic model.
- B

Select trim color.
Refer to the **KI Color Addendum** or **KI Fabrics & Finishes binder**.



Delivered
Pricing
\$ 147

\$ 147


SPECIAL SERVICES
Special Carton Marking
With specially marked information N/C

Shipping
Ships **knocked down, FOB Manitowoc, WI 54220, freight prepaid.** Freight class 70.

Specifications and prices are subject to change without prior notice.

Accessories

Internal Duplex

| MODEL | MODEL NUMBER | Approx. Packaged Weight |
|--|----------------|-------------------------------|
| | Basic Model | |
|  Internal Duplex HRDPT | PID | 2.0# |
| | | |
| | | |
| | | |

A

HOW TO ORDER

Indicate the following information on order form:

- Quantity of each item.
- Model number, including options. See "How To Build a Model Number".
- Any special service required.

- Note:
- The ☐ indicates that a choice is required.
 - The absence of the ☐ indicates that no choice is required.
 - Alpha-numeric characters in place of ☐ indicate that no other alternatives are available.

HOW TO BUILD A MODEL NUMBER

A Select basic model.



Delivered
Pricing
\$ 184

SPECIAL SERVICES

Special Carton Marking

With specially marked information N/C

Shipping

Ships **knocked down, FOB Manitowoc, WI 54220, freight prepaid.** Freight class 70.

Specifications and prices are subject to change without prior notice.

WireWorks® C.O.M. Yardage Requirements

| Tile Size | Actual Cut-Size | 54" Non-Directional | 54" Directional | 66" Non-Directional | 66" Directional | Tile Size | Actual Cut-Size | 54" Non-Directional | 54" Directional | 66" Non-Directional | 66" Directional |
|-----------|-----------------|---------------------|-----------------|---------------------|-----------------|-----------------------------|-----------------|---------------------|-----------------|---------------------|-----------------|
| 12 x 12 | 16 x 16 | 0.148 | 0.148 | 0.111 | 0.111 | 42 x 12 | 46 x 16 | 0.444 | 0.444 | 0.444 | 0.444 |
| 12 x 18 | 16 x 22 | 0.204 | 0.204 | 0.153 | 0.153 | 42 x 18 | 46 x 22 | 0.611 | 0.611 | 0.611 | 0.611 |
| 12 x 24 | 16 x 28 | 0.259 | 0.259 | 0.194 | 0.194 | 42 x 24 | 46 x 28 | 0.778 | 0.778 | 0.778 | 0.778 |
| 12 x 30 | 16 x 34 | 0.315 | 0.315 | 0.236 | 0.326 | 42 x 30 | 46 x 34 | 0.944 | 0.944 | 0.944 | 0.944 |
| 12 x 36 | 16 x 40 | 0.370 | 0.370 | 0.278 | 0.278 | 42 x 36 | 46 x 40 | 1.111 | 1.111 | 1.111 | 1.111 |
| 12 x 42 | 16 x 46 | 0.426 | 0.426 | 0.319 | 0.319 | 42 x 42 | 46 x 46 | 1.278 | 1.278 | 1.278 | 1.278 |
| 12 x 48 | 16 x 52 | 0.481 | 0.481 | 0.361 | 0.361 | 42 x 48 | 46 x 52 | 1.444 | 1.444 | 1.444 | 1.444 |
| 12 x 54 | 16 x 58 | 0.537 | 0.537 | 0.403 | 0.403 | 42 x 54 | 46 x 58 | 1.611 | 1.611 | 1.611 | 1.611 |
| 12 x 60 | 16 x 64 | 0.593 | 0.593 | 0.444 | 0.444 | 42 x 60 | 46 x 64 | 1.778 | 1.778 | 1.778 | 1.778 |
| 12 x 66 | 16 x 70 | 0.648 | 0.648 | 0.486 | 0.486 | 42 x 66 | 46 x 70 | 1.944 | 1.944 | 1.944 | 1.944 |
| 12 x 72 | 16 x 76 | 0.704 | 0.704 | 0.528 | 0.528 | 42 x 72 | 46 x 76 | 2.111 | 2.111 | 2.111 | 2.111 |
| 12 x 78 | 16 x 82 | 0.759 | 0.759 | 0.569 | 0.569 | 42 x 78 | 46 x 82 | 2.278 | 2.278 | 2.278 | 2.278 |
| 18 x 12 | 22 x 16 | 0.222 | 0.222 | 0.148 | 0.148 | 48 x 12 | 52 x 16 | 0.444 | 0.444 | 0.444 | 0.444 |
| 18 x 18 | 22 x 22 | 0.306 | 0.306 | 0.204 | 0.204 | 48 x 18 | 52 x 22 | 0.611 | 0.611 | 0.611 | 0.611 |
| 18 x 24 | 22 x 28 | 0.389 | 0.389 | 0.259 | 0.259 | 48 x 24 | 52 x 28 | 0.778 | 0.778 | 0.778 | 0.778 |
| 18 x 30 | 22 x 34 | 0.472 | 0.472 | 0.315 | 0.315 | 48 x 30 | 52 x 34 | 0.944 | 0.944 | 0.944 | 0.944 |
| 18 x 36 | 22 x 40 | 0.556 | 0.556 | 0.370 | 0.370 | 48 x 36 | 52 x 40 | 1.111 | 1.111 | 1.111 | 1.111 |
| 18 x 42 | 22 x 46 | 0.639 | 0.639 | 0.426 | 0.426 | 48 x 42 | 52 x 46 | 1.278 | 1.278 | 1.278 | 1.278 |
| 18 x 48 | 22 x 52 | 0.722 | 0.722 | 0.481 | 0.481 | 48 x 48 | 52 x 52 | 1.444 | 1.444 | 1.444 | 1.444 |
| 18 x 54 | 22 x 58 | 0.806 | 0.806 | 0.537 | 0.537 | 48 x 54 | 52 x 58 | 1.611 | 1.611 | 1.611 | 1.611 |
| 18 x 60 | 22 x 64 | 0.889 | 0.889 | 0.593 | 0.593 | 48 x 60 | 52 x 64 | 1.778 | 1.778 | 1.778 | 1.778 |
| 18 x 66 | 22 x 70 | 0.972 | 0.972 | 0.648 | 0.648 | 48 x 66 | 52 x 70 | 1.944 | 1.944 | 1.944 | 1.944 |
| 18 x 72 | 22 x 76 | 1.056 | 1.056 | 0.704 | 0.704 | 48 x 72 | 52 x 76 | 2.111 | 2.111 | 2.111 | 2.111 |
| 18 x 78 | 22 x 82 | 1.139 | 1.139 | 0.759 | 0.759 | 48 x 78 | 52 x 82 | 2.278 | 2.278 | 2.278 | 2.278 |
| 24 x 12 | 28 x 16 | 0.444 | 0.444 | 0.222 | 0.222 | 54 x 12 | 58 x 16 | | | 0.444 | 0.444 |
| 24 x 18 | 28 x 22 | 0.611 | 0.611 | 0.306 | 0.306 | 54 x 18 | 58 x 22 | | | 0.611 | 0.611 |
| 24 x 24 | 28 x 28 | 0.778 | 0.778 | 0.389 | 0.389 | 54 x 24 | 58 x 28 | | | 0.778 | 0.778 |
| 24 x 30 | 28 x 34 | 0.944 | 0.944 | 0.472 | 0.472 | 54 x 30 | 58 x 34 | | | 0.944 | 0.944 |
| 24 x 36 | 28 x 40 | 1.111 | 1.111 | 0.556 | 0.556 | 54 x 36 | 58 x 40 | | | 1.111 | 1.111 |
| 24 x 42 | 28 x 46 | 1.278 | 1.278 | 0.639 | 0.639 | 54 x 42 | 58 x 46 | | | 1.278 | 1.278 |
| 24 x 48 | 28 x 52 | 1.444 | 1.444 | 0.722 | 0.722 | 54 x 48 | 58 x 52 | | | 1.444 | 1.444 |
| 24 x 54 | 28 x 58 | 1.611 | 1.611 | 0.806 | 0.806 | 54 x 54 | 58 x 58 | | | 1.611 | 1.611 |
| 24 x 60 | 28 x 64 | 1.778 | 1.778 | 0.889 | 0.889 | 54 x 60 | 58 x 64 | | | 1.778 | 1.778 |
| 24 x 66 | 28 x 70 | 1.944 | 1.944 | 0.972 | 0.972 | 54 x 66 | 58 x 70 | | | 1.944 | 1.944 |
| 24 x 72 | 28 x 76 | 2.111 | 2.111 | 1.056 | 1.056 | 54 x 72 | 58 x 76 | | | 2.111 | 2.111 |
| 24 x 78 | 28 x 82 | 2.278 | 2.278 | 1.139 | 1.139 | 54 x 78 | 58 x 82 | | | 2.278 | 2.278 |
| 30 x 12 | 34 x 16 | 0.444 | 0.444 | 0.444 | 0.444 | 60 x 12 | 64 x 16 | | | 0.444 | 0.444 |
| 30 x 18 | 34 x 22 | 0.611 | 0.611 | 0.611 | 0.611 | 60 x 18 | 64 x 22 | | | 0.611 | 0.611 |
| 30 x 24 | 34 x 28 | 0.778 | 0.778 | 0.778 | 0.778 | 60 x 24 | 64 x 28 | | | 0.778 | 0.778 |
| 30 x 30 | 34 x 34 | 0.944 | 0.944 | 0.944 | 0.944 | 60 x 30 | 64 x 34 | | | 0.944 | 0.944 |
| 30 x 36 | 34 x 40 | 1.111 | 1.111 | 1.111 | 1.111 | 60 x 36 | 64 x 40 | | | 1.111 | 1.111 |
| 30 x 42 | 34 x 46 | 1.278 | 1.278 | 1.278 | 1.278 | 60 x 42 | 64 x 46 | | | 1.278 | 1.278 |
| 30 x 48 | 34 x 52 | 1.444 | 1.444 | 1.444 | 1.444 | 60 x 48 | 64 x 52 | | | 1.444 | 1.444 |
| 30 x 54 | 34 x 58 | 1.611 | 1.611 | 1.611 | 1.611 | 60 x 54 | 64 x 58 | | | 1.611 | 1.611 |
| 30 x 60 | 34 x 64 | 1.778 | 1.778 | 1.778 | 1.778 | 60 x 60 | 64 x 64 | | | 1.778 | 1.778 |
| 30 x 66 | 34 x 70 | 1.944 | 1.944 | 1.944 | 1.944 | 60 x 66 | 64 x 70 | | | 1.944 | 1.944 |
| 30 x 72 | 34 x 76 | 2.111 | 2.111 | 2.111 | 2.111 | 60 x 72 | 64 x 76 | | | 2.111 | 2.111 |
| 30 x 78 | 34 x 82 | 2.278 | 2.278 | 2.278 | 2.278 | 60 x 78 | 64 x 82 | | | 2.278 | 2.278 |
| 36 x 12 | 40 x 16 | 0.444 | 0.444 | 0.444 | 0.444 | PRTU (Raceway Tiles) | | | | | |
| 36 x 18 | 40 x 22 | 0.611 | 0.611 | 0.611 | 0.611 | 12 x 12 | 18 x 18 | 0.167 | 0.167 | 0.167 | 0.167 |
| 36 x 24 | 40 x 28 | 0.778 | 0.778 | 0.778 | 0.778 | 18 x 12 | 24 x 18 | 0.250 | 0.250 | 0.250 | 0.250 |
| 36 x 30 | 40 x 34 | 0.944 | 0.944 | 0.944 | 0.944 | 24 x 12 | 30 x 18 | 0.500 | 0.500 | 0.250 | 0.250 |
| 36 x 36 | 40 x 40 | 1.111 | 1.111 | 1.111 | 1.111 | 30 x 12 | 36 x 18 | 0.500 | 0.500 | 0.500 | 0.500 |
| 36 x 42 | 40 x 46 | 1.278 | 1.278 | 1.278 | 1.278 | 36 x 12 | 42 x 18 | 0.500 | 0.500 | 0.500 | 0.500 |
| 36 x 48 | 40 x 52 | 1.444 | 1.444 | 1.444 | 1.444 | 42 x 12 | 48 x 18 | 0.500 | 0.500 | 0.500 | 0.500 |
| 36 x 54 | 40 x 58 | 1.611 | 1.611 | 1.611 | 1.611 | 48 x 12 | 54 x 18 | 0.500 | 0.500 | 0.500 | 0.500 |
| 36 x 60 | 40 x 64 | 1.778 | 1.778 | 1.778 | 1.778 | 54 x 12 | 60 x 18 | | | 0.500 | 0.500 |
| 36 x 66 | 40 x 70 | 1.944 | 1.944 | 1.944 | 1.944 | 60 x 12 | 66 x 18 | | | 0.500 | 0.500 |
| 36 x 72 | 40 x 76 | 2.111 | 2.111 | 2.111 | 2.111 | | | | | | |
| 36 x 78 | 40 x 82 | 2.278 | 2.278 | 2.278 | 2.278 | | | | | | |



WireWorks® C.O.M. Yardage Requirements

| Tile Size | Actual Cut-Size | 54" Non-Directional | 54" Directional | 66" Non-Directional | 66" Directional |
|--|-----------------|---------------------|-----------------|---------------------|-----------------|
| TB (Tackboards) | | | | | |
| 24 x 12 | 30 x 18 | 0.500 | 0.500 | 0.250 | 0.250 |
| 30 x 12 | 36 x 18 | 0.500 | 0.500 | 0.500 | 0.500 |
| 36 x 12 | 42 x 18 | 0.500 | 0.500 | 0.500 | 0.500 |
| 42 x 12 | 48 x 18 | 0.500 | 0.500 | 0.500 | 0.500 |
| 48 x 12 | 54 x 18 | 0.500 | 0.500 | 0.500 | 0.500 |
| 54 x 12 | 60 x 18 | | | 0.500 | 0.500 |
| 60 x 12 | 66 x 18 | | | 0.500 | 0.500 |
| 24 x 16 | 30 x 22 | 0.611 | 0.611 | 0.306 | 0.306 |
| 30 x 16 | 36 x 22 | 0.611 | 0.611 | 0.611 | 0.611 |
| 36 x 16 | 42 x 22 | 0.611 | 0.611 | 0.611 | 0.611 |
| 42 x 16 | 48 x 22 | 0.611 | 0.611 | 0.611 | 0.611 |
| 48 x 16 | 54 x 22 | 0.611 | 0.611 | 0.611 | 0.611 |
| 54 x 16 | 60 x 22 | | | 0.611 | 0.611 |
| 60 x 16 | 66 x 22 | | | 0.611 | 0.611 |
| 24 x 30 | 30 x 36 | 1.000 | 1.000 | 0.500 | 0.500 |
| 30 x 30 | 36 x 36 | 1.000 | 1.000 | 1.000 | 1.000 |
| 36 x 30 | 42 x 36 | 1.000 | 1.000 | 1.000 | 1.000 |
| 42 x 30 | 48 x 36 | 1.000 | 1.000 | 1.000 | 1.000 |
| 48 x 30 | 54 x 36 | 1.000 | 1.000 | 1.000 | 1.000 |
| 54 x 30 | 60 x 36 | | | 1.000 | 1.000 |
| 60 x 30 | 66 x 36 | | | 1.000 | 1.000 |
| 24 x 48 | 30 x 54 | 1.500 | 1.500 | 0.750 | 0.750 |
| 30 x 48 | 36 x 54 | 1.500 | 1.500 | 1.500 | 1.500 |
| 36 x 48 | 42 x 54 | 1.500 | 1.500 | 1.500 | 1.500 |
| 42 x 48 | 48 x 54 | 1.500 | 1.500 | 1.500 | 1.500 |
| 48 x 48 | 54 x 54 | 1.500 | 1.500 | 1.500 | 1.500 |
| 54 x 48 | 60 x 54 | | | 1.500 | 1.500 |
| 60 x 48 | 66 x 54 | | | 1.500 | 1.500 |
| PRDF (Overhead Cabinet) | | | | | |
| 24 | 30 x 22 | 0.611 | 0.611 | 0.306 | 0.306 |
| 30 | 36 x 22 | 0.611 | 0.611 | 0.611 | 0.611 |
| 36 | 42 x 22 | 0.611 | 0.611 | 0.611 | 0.611 |
| 42 | 48 x 22 | 0.611 | 0.611 | 0.611 | 0.611 |
| 48 | 54 x 22 | 0.611 | 0.611 | 0.611 | 0.611 |
| 54 | 60 x 22 | | | 0.611 | 0.611 |
| 60 | 66 x 22 | | | 0.611 | 0.611 |
| UTHF (Universal Trim Height Change) | | | | | |
| 6 | 6 x 8 | 0.025 | 0.025 | 0.020 | 0.020 |
| 12 | 6 x 14 | 0.043 | 0.043 | 0.035 | 0.035 |
| 18 | 6 x 20 | 0.062 | 0.062 | 0.051 | 0.051 |
| 24 | 6 x 26 | 0.080 | 0.080 | 0.066 | 0.066 |
| 30 | 6 x 32 | 0.099 | 0.099 | 0.081 | 0.081 |
| 36 | 6 x 38 | 0.117 | 0.117 | 0.096 | 0.096 |
| 42 | 6 x 44 | 0.136 | 0.136 | 0.111 | 0.111 |
| 48 | 6 x 50 | 0.154 | 0.154 | 0.126 | 0.126 |
| 54 | 6 x 56 | 0.173 | 0.173 | 0.141 | 0.141 |
| UTFF (Universal Trim Full Height) | | | | | |
| 12 | 6 x 14 | 0.043 | 0.043 | 0.035 | 0.035 |
| 18 | 6 x 20 | 0.062 | 0.062 | 0.051 | 0.051 |
| 24 | 6 x 26 | 0.080 | 0.080 | 0.066 | 0.066 |
| 30 | 6 x 32 | 0.099 | 0.099 | 0.081 | 0.081 |
| 36 | 6 x 38 | 0.117 | 0.117 | 0.096 | 0.096 |
| 42 | 6 x 44 | 0.136 | 0.136 | 0.111 | 0.111 |
| 48 | 6 x 50 | 0.154 | 0.154 | 0.126 | 0.126 |
| 54 | 6 x 56 | 0.173 | 0.173 | 0.141 | 0.141 |
| 60 | 6 x 62 | 0.191 | 0.191 | 0.157 | 0.157 |
| 72 | 6 x 74 | 0.228 | 0.228 | 0.187 | 0.187 |

Index

| Model No. | Description | Page | Model No. | Description | Page |
|----------------|--|------|--------------|--|------|
| 46.0000.12 | Frame Components: Stackable Full-Post with Splice | 88 | 46.1229.SET | Overhead Accessories: Universal Overhead Off-Module Mounting Bracket-18" Tiles | 128 |
| 46.0000.30 | Frame Components: Vertical Full-Post with Glide | 86 | 46.1234 | Overhead Accessories: Upmount Brackets | 128 |
| 46.0001.12 | Frame Components: Stackable Half-Post with Splice | 88 | 46.2103 | Overhead Accessories: Load Bar Brackets | 128 |
| 46.0001.30 | Frame Components: Vertical Half-Post with Glide | 86 | 46.5172 | Tech Panel Components: Base Tile Hook | 124 |
| 46.0002.12 | Frame Components: Horizontal Rail | 92 | 46.5173 | Tech Panel Components: Half-Post Clip | 124 |
| 46.0017.12 | Trim Pieces: Domestic Power Base Trim/Raceway - Holes on Both Sides | 76 | 46.5174 | Tech Panel Components: Full-Post Clip | 124 |
| 46.0021 | Frame Components: Corner Connector Block Height-Change | 90 | 46.5177 | Tech Panel Components: Horizontal Lock Cam | 124 |
| 46.0021.KIT | Frame Components: Corner Connector Block Height-Change with Shoulder Bolts | 90 | 46.5308.12 | Aluminum Trim Pieces: Aluminum Top Cap | 94 |
| 46.0022 | Frame Components: Corner Connector Block | 90 | 46.5309.24 | Aluminum Trim Pieces: Aluminum End of Run Cap | 96 |
| 46.0022.KIT | Frame Components: Corner Connector Block with Shoulder Bolts | 90 | 46.5310 | Aluminum Trim Pieces: End of Run Top Cap | 100 |
| 46.0028 | Trim Pieces: Top Cap-End of Run | 74 | 46.5311 | Aluminum Trim Pieces: 90° Top Cap | 100 |
| 46.0030 | Trim Pieces: Cap-Bottom Height-Change | 74 | 46.5314 | Aluminum Trim Pieces: Dead End Top Cap | 100 |
| 46.0038 | Trim Pieces: 3-Way "T" Base Trim | 74 | 46.5315 | Aluminum Trim Pieces: 180° In-Line Top Cap | 100 |
| 46.0039 | Trim Pieces: 90° Base Trim | 74 | 46.5316 | Aluminum Trim Pieces: 3-Way Top Cap | 100 |
| 46.0040.12 | Trim Pieces: Top Cap | 68 | 46.5317 | Aluminum Trim Pieces: 4-Way Top Cap | 100 |
| 46.0042 | Trim Pieces: 4-Way Cap | 70 | 46.5329.12 | Aluminum Trim Pieces: Aluminum Top Cap, Change of Height Condition | 94 |
| 46.0050.12 | Frame Components: Intersection Light Block Tube | 90 | 46.5330.12 | Aluminum Trim Pieces: Stackable End of Run | 96 |
| 46.0078.MB.KIT | Brackets: Markerboard On-Module Bracket | 134 | 46.5331.06 | Aluminum Trim Pieces: Aluminum Height Change End of Run Trim | 98 |
| 46.0078.TB.KIT | Brackets: Tackboard On-Module Bracket | 134 | 46.5347 | Aluminum Trim Pieces: Replacement Splice Plate | 94 |
| 46.0088 | Trim Pieces: 90° Degree Top Cap | 70 | 46.5350 | Aluminum Trim Pieces: 120° 3-Way Top Cap | 102 |
| 46.0089 | Trim Pieces: 180° Degree Top Cap | 70 | 46.5351 | Aluminum Trim Pieces: 120° 2-Way Top Cap | 102 |
| 46.0090 | Trim Pieces: 1-Way (Dead End) Cap | 68 | 46.5352 | Aluminum Trim Pieces: 120° Dead End Top Cap | 102 |
| 46.0091 | Trim Pieces: 3-Way Cap | 70 | 46.5420.30 | Aluminum Trim Pieces: Aluminum End of Run Cap, Flat | 96 |
| 46.0093.12 | Trim Pieces: Trim Height-Change End-of-Run | 74 | 53.3914.BL | Brackets/Legs: D-Shaped Bracket | 136 |
| 46.0233.SET | Overhead Accessories: Universal Overhead On-Module Mounting Bracket | 128 | 53.3934.BL | Brackets/Legs: Flat Bracket | 136 |
| 46.0234.SET | Overhead Accessories: Universal Overhead Off-Module Mounting Bracket-12" Tiles | 128 | 85.9406 | Brackets/Legs: 4" Diameter Column Leg | 136 |
| 46.0343.24 | Trim Pieces: Chicago Power Base Trim/Raceway - Holes on Both Sides | 76 | BOA-WW-LB | Overhead Accessories: Balance® Load Bar Brackets | 130 |
| 46.0365 | Trim Pieces: Top Cap Splice Plate | 68 | BOA-WW-OM12 | Overhead Accessories: Balance® Overhead Off-Module Mounting Bracket-12" Tiles | 130 |
| 46.0371.MB.KIT | Brackets: Markerboard Off-Module Bracket | 134 | BOA-WW-OM18 | Overhead Accessories: Balance® Overhead Off-Module Mounting Bracket-18" Tiles | 130 |
| 46.0371.TB.KIT | Brackets: Tackboard Off-Module Bracket | 134 | BOA-WW-PM | Overhead Accessories: Balance® Overhead On-Module Mounting Bracket | 130 |
| 46.0630.12 | Frame Components: Enhanced Horizontal Rail | 92 | BOA-WW-UM | Overhead Accessories: Balance® Upmount Brackets | 130 |
| 46.0679 | Frame Components: Shoulder Bolt | 90 | CGLEG.2429.L | Brackets/Legs: C-Leg w/Gussets, Left | 136 |
| 46.0689 | Wood Veneer Trim Pieces: End of Run Cap | 84 | CGLEG.2429.R | Brackets/Legs: C-Leg w/Gussets, Right | 136 |
| 46.0690 | Wood Veneer Trim Pieces: Height-Change - Bottom Only | 84 | GTH06 | Components: Height Change Trim | 120 |
| 46.0696 | Wood Veneer Trim Pieces: 4-Way Top Cap | 84 | HLB.12 | Frame Components: Horizontal Light Block - Single | 92 |
| 46.0699 | Wood Veneer Trim Pieces: 90° Top Cap | 84 | HLB.12.SET | Frame Components: Horizontal Light Block - Pairs | 92 |
| 46.0950.12 | Wood Veneer Trim Pieces: Veneer Top Cap | 78 | MB.MARKERKIT | Steel Marker Tile: Marker Kit | 34 |
| 46.0952 | Wood Veneer Trim Pieces: 3-Way Top Cap | 84 | MB.TRAY | Steel Marker Tile: Magnetic Tray | 34 |
| 46.0953 | Wood Veneer Trim Pieces: 1-Way (Dead End) Cap | 84 | NSD | Overhead Accessories: Shelf Dividers | 132 |
| 46.0954 | Wood Veneer Trim Pieces: 180° In line Top Cap | 84 | PBFT8 | Tech Panel Components: Power Base Infeed | 126 |
| 46.0955 | Components: 120° Connector Block | 118 | PCTU2412A | Upholstered Raceway Tile: Chicago Power Raceway Tile - 12"H58 | |
| 46.1027 | Components: 120° 1-Way Top Cap | 120 | PCTU2418A | Upholstered Raceway Tile: Chicago Power Raceway Tile - 18"H58 | |
| 46.1028 | Components: 120° 2-Way Top Cap | 120 | PET30 | Trim Pieces: End-Of-Run with End-Of-Run Top Cap | 72 |
| 46.1029 | Components: 120° 3-Way Top Cap | 120 | PETW30 | Wood Veneer Trim Pieces: Veneer End-of-Run Trim with End-of-Run Top Cap | 80 |
| 46.1032.30 | Components: 120° Vertical Trim | 120 | PETWV3042 | Wood Veneer Trim Pieces: Veneer In-Line Height-Change Trim | 80 |
| 46.1037.12 | Components: 120° Light Block | 118 | PGT1212 | Glass Tile: Glass Tile - 12" H | 36 |
| 46.1215.24 | Tech Panel Components: Single Side Base Raceway with Holes | 122 | PGT1218 | Glass Tile: Glass Tile - 18" H | 36 |
| 46.1217.24 | Trim Pieces: Domestic Power Base Trim/Raceway - No Holes | 76 | PGT1224 | Glass Tile: Glass Tile - 24" H | 36 |
| 46.1218.24 | Trim Pieces: Domestic Power Base Trim/Raceway - Holes on One Side | 76 | PGT1230 | Glass Tile: Glass Tile - 30" H | 36 |
| 46.1219.24 | Trim Pieces: Chicago Power Base Trim/Raceway - Holes on One Side | 76 | PGT1236 | Glass Tile: Glass Tile - 36" H | 38 |
| 46.1220.12 | Tech Panel Components: Single Side Base Raceway-No Holes | 122 | PGT1242 | Glass Tile: Glass Tile - 42" H | 38 |
| | | | PGT1248 | Glass Tile: Glass Tile - 48" H | 38 |
| | | | PGT1254 | Glass Tile: Glass Tile - 54" H | 38 |
| | | | PGT1260 | Glass Tile: Glass Tile - 60" H | 40 |



| Model No. | Description | Page | Model No. | Description | Page |
|------------------|--|------|---------------|--|------|
| PGT1266 | Glass Tile: Glass Tile - 66" H | 40 | PVT1212 | Veneer Tile: Veneer Tile - 12" H | 52 |
| PGT1272 | Glass Tile: Glass Tile - 72" H | 40 | PVT1218 | Veneer Tile: Veneer Tile - 18" H | 52 |
| PGT1278 | Glass Tile: Glass Tile - 78" H | 40 | PVT1224 | Veneer Tile: Veneer Tile - 24" H | 52 |
| PID | Internal Duplex: Internal Duplex | 140 | PVT1230 | Veneer Tile: Veneer Tile - 30" H | 52 |
| PLT1212 | Laminate Tile: Laminate Tile - 12" H | 48 | PVT1236 | Veneer Tile: Veneer Tile - 36" H | 54 |
| PLT1218 | Laminate Tile: Laminate Tile - 18" H | 48 | PVT1242 | Veneer Tile: Veneer Tile - 42" H | 54 |
| PLT1224 | Laminate Tile: Laminate Tile - 24" H | 48 | PWLEG.2429.L | Brackets/Legs: PowerWorks Leg, Left | 138 |
| PLT1230 | Laminate Tile: Laminate Tile - 30" H | 48 | PWLEG.2429.R | Brackets/Legs: PowerWorks Leg, Right | 138 |
| PLT1236 | Laminate Tile: Laminate Tile - 36" H | 50 | SCUB30 | Cubby and Transactional Shelf: Cubby | 108 |
| PLT1242 | Laminate Tile: Laminate Tile - 42" H | 50 | STD/1212 | Dimpled Steel Tile: Dimpled Steel Tile - 30" H | 24 |
| PLTT1212 | Tool Tile: Tool Tile | 56 | STD/1218 | Dimpled Steel Tile: Dimpled Steel Tile - 18" H | 24 |
| PLTT1812 | Tool Tile: | 56 | STD/1224 | Dimpled Steel Tile: Dimpled Steel Tile - 24" H | 24 |
| PLTT2412 | Tool Tile: | 56 | STD/1230 | Dimpled Steel Tile: Dimpled Steel Tile - 30" H | 26 |
| PLTT3012 | Tool Tile: | 56 | STD/1236 | Dimpled Steel Tile: Dimpled Steel Tile - 36" H | 26 |
| PLTT3612 | Tool Tile: | 56 | STD/3642 | Dimpled Steel Tile: Dimpled Steel Tile - 42",48",54",60",66"H | 26 |
| PLTT4212 | Tool Tile: | 56 | STM/1212 | Steel Marker Tile: Steel Marker Tile - 12" H | 32 |
| PLTT4812 | Tool Tile: | 56 | STM/1218 | Steel Marker Tile: Steel Marker Tile - 18" H | 32 |
| POT1212 | Open Tile: Open Tile - 12" H | 42 | STM/1224 | Steel Marker Tile: Steel Marker Tile - 24" H | 32 |
| POT1218 | Open Tile: Open Tile - 18" H | 42 | STM/1230 | Steel Marker Tile: Steel Marker Tile - 30" H | 34 |
| POT1224 | Open Tile: Open Tile - 24" H | 42 | STM/1236 | Steel Marker Tile: Steel Marker Tile - 36" H | 34 |
| POT1230 | Open Tile: Open Tile - 30" H | 42 | STM/3642 | Steel Marker Tile: Steel Marker Tile - 42,48,54,60,66" H | 34 |
| POT1236 | Open Tile: Open Tile - 36" H | 44 | STRS24 | Cubby and Transactional Shelf: Transactional Shelf | 108 |
| POT1242 | Open Tile: Open Tile - 42" H | 44 | STRS48 | Cubby and Transactional Shelf: Transactional Shelf | 108 |
| POT1248 | Open Tile: Open Tile - 48" H | 44 | STS/1212 | Solid Steel Tile: Solid Steel Tile - 12" H | 20 |
| POT1254 | Open Tile: Open Tile - 54" H | 44 | STS/1218 | Solid Steel Tile: Solid Steel Tile - 18" H | 20 |
| POT1260 | Open Tile: Open Tile - 60" H | 46 | STS/1224 | Solid Steel Tile: Solid Steel Tile - 24" H | 20 |
| POT1266 | Open Tile: Open Tile - 66" H | 46 | STS/1230 | Solid Steel Tile: Solid Steel Tile - 30" H | 22 |
| POT1272 | Open Tile: Open Tile - 72" H | 46 | STS/1236 | Solid Steel Tile: Solid Steel Tile - 36" H | 22 |
| POT1278 | Open Tile: Open Tile - 78" H | 46 | STS/3642 | Solid Steel Tile: Solid Steel Tile - 42",48",54",60", 66"H | 22 |
| PPPT.12 | Trim Pieces: Power Panel Trim | 72 | SW4TF10 | Top Feeds: 10-Wire 4 Circuit Top Feed-10 Foot Pole | 114 |
| PRFT1212 | Fabric Tile - Tackable Acoustic (3/8" Thick): Fabric Tile - 12" H | 2 | SW4TF7 | Top Feeds: 10-Wire 4 Circuit Top Feed-7 Foot Pole | 114 |
| PRFT1218 | Fabric Tile - Tackable Acoustic (3/8" Thick): Fabric Tile - 18" H | 2 | SW6TF10 | Top Feeds: 10-Wire 6 Circuit Top Feed-10 Foot Pole | 114 |
| PRFT1224 | Fabric Tile - Tackable Acoustic (3/8" Thick): Fabric Tile - 24" H | 2 | SW6TF7 | Top Feeds: 10-Wire 6 Circuit Top Feed-7 Foot Pole | 114 |
| PRTL1212 | Laminate Raceway Tile: Laminate Raceway Tile | 60 | SWBDF-12-30 | Base and Data Feeds: Base Data Feed | 112 |
| PRTS1212 | Painted Steel Raceway Tile: Painted Steel Raceway Tile - 12"H | 62 | SWBF4-12-30 | Base and Data Feeds: 10-Wire 4 Circuit Base Feed | 110 |
| PRTS1218 | Painted Steel Raceway Tile: Painted Steel Raceway Tile - 18"H | 62 | SWBF6-12-30 | Base and Data Feeds: 10-Wire 6 Circuit Base Feed | 110 |
| PRTU1212A | Upholstered Raceway Tile: Domestic Power Raceway Tile - 12"H | 58 | SWLB.24 | Overhead Accessories: Wall Mounted Load Bar | 132 |
| PRTU1218A | Upholstered Raceway Tile: Domestic Power Raceway Tile - 18"H | 58 | SWLFEOR-12-30 | Elevated Panel Posts: End-of-Run Post 12" Legs | 104 |
| PSET12 | Trim Pieces: Stackable End-Of-Run | 72 | SWLFEOR-6-30 | Elevated Panel Posts: End-of-Run Post 6" Legs | 104 |
| PSTP/SET/STP1212 | Perforated Steel Tile: Perforated Steel Tile - 12" H - Set of (2) Tiles | 28 | SWLFHP-12-30 | Elevated Panel Posts: Half Post 12" Legs | 104 |
| PSTP/SET/STP1218 | Perforated Steel Tile: Perforated Steel Tile - 18" H - Set of (2) Tiles | 28 | SWLFHP-6-30 | Elevated Panel Posts: Half Post 6" Legs | 104 |
| PSTP/SET/STP1224 | Perforated Steel Tile: Perforated Steel Tile - 24" H - Set of (2) Tiles | 28 | SWLFILP-12-30 | Elevated Panel Posts: In-Line Post 12" Legs | 106 |
| PSTP/SET/STP1230 | Perforated Steel Tile: Perforated Steel Tile - 30" H - Set of (2) Tiles | 30 | SWLFILP-6-30 | Elevated Panel Posts: In-Line Post 6" Legs | 106 |
| PSTP/SET/STP1236 | Perforated Steel Tile: Perforated Steel Tile - 36" H - Set of (2) Tiles | 30 | SWTDF10 | Top Data Feeds: Top Data Feed-10 Foot Pole | 116 |
| PSTP/SET/STP3642 | Perforated Steel Tile: Perforated Steel Tile - 42",48",54",60",66"H - Set of (2) Tiles | 30 | SWTDF7 | Top Data Feeds: Top Data Feed-7 Foot Pole | 116 |
| PSTW12 | Wood Veneer Trim Pieces: Veneer Stackable End-of-Run | 80 | TETW30 | Wood Veneer Trim Pieces: Veneer Tech Panel End-of-Run Trim w/ End-of-Run Top Cap | 82 |
| PVET06 | Trim Pieces: In-Line Height-Change Trim | 72 | UP65NRC1212A | Fabric Tile - Tackable Acoustic (3/4" Thick): Fabric Tile - 12" H | 4 |
| | | | UP65NRC1218A | Fabric Tile - Tackable Acoustic (3/4" Thick): Fabric Tile - 18" H | 4 |
| | | | UP65NRC1224A | Fabric Tile - Tackable Acoustic (3/4" Thick): Fabric Tile - 24" H | 4 |
| | | | UP65NRC1230A | Fabric Tile - Tackable Acoustic (3/4" Thick): Fabric Tile - 30" H | 6 |
| | | | UP65NRC1236A | Fabric Tile - Tackable Acoustic (3/4" Thick): Fabric Tile - 36" H | 6 |
| | | | UP65NRC1242A | Fabric Tile - Tackable Acoustic (3/4" Thick): Fabric Tile - 242" H | 6 |
| | | | UP65NRC1248A | Fabric Tile - Tackable Acoustic (3/4" Thick): Fabric Tile - 48" H | 8 |
| | | | UP65NRC1254A | Fabric Tile - Tackable Acoustic (3/4" Thick): Fabric Tile -54" H | 8 |
| | | | UP65NRC1260A | Fabric Tile - Tackable Acoustic (3/4" Thick): Fabric Tile -60" H | 8 |
| | | | UP65NRC1266A | Fabric Tile - Tackable Acoustic (3/4" Thick): Fabric Tile - 66" H | 10 |
| | | | UP65NRC1272A | Fabric Tile - Tackable Acoustic (3/4" Thick): Fabric Tile - 72" H | 10 |
| | | | UP65NRC1278A | Fabric Tile - Tackable Acoustic (3/4" Thick): Fabric Tile - 78" H | 10 |
| | | | UP80NRC1212A | Fabric Tile - Highly Acoustic (3/4" Thick): Fabric Tile - 12" H | 12 |
| | | | UP80NRC1218A | Fabric Tile - Highly Acoustic (3/4" Thick): Fabric Tile - 18" H | 12 |

Index

| Model No. | Description | Page |
|--------------|--|------|
| UP80NRC1224A | Fabric Tile - Highly Acoustic (3/4" Thick): Fabric Tile - 24" H | 12 |
| UP80NRC1230A | Fabric Tile - Highly Acoustic (3/4" Thick): Fabric Tile - 30" H | 14 |
| UP80NRC1236A | Fabric Tile - Highly Acoustic (3/4" Thick): Fabric Tile - 36" H | 14 |
| UP80NRC1242A | Fabric Tile - Highly Acoustic (3/4" Thick): Fabric Tile - 42" H | 14 |
| UP80NRC1248A | Fabric Tile - Highly Acoustic (3/4" Thick): Fabric Tile - 48" H | 16 |
| UP80NRC1254A | Fabric Tile - Highly Acoustic (3/4" Thick): Fabric Tile - 54" H | 16 |
| UP80NRC1260A | Fabric Tile - Highly Acoustic (3/4" Thick): Fabric Tile - 60" H | 16 |
| UP80NRC1266A | Fabric Tile - Highly Acoustic (3/4" Thick): Fabric Tile - 66" H | 18 |
| UP80NRC1272A | Fabric Tile - Highly Acoustic (3/4" Thick): Fabric Tile - 72" H | 18 |
| UP80NRC1278A | Fabric Tile - Highly Acoustic (3/4" Thick): Fabric Tile - 78" H | 18 |
| UTF18 | Universal Trim: Unupholstered Universal Trim (Full-Height) | 64 |
| UTFF18 | Universal Trim: Upholstered Universal Trim (Full-Height) | 64 |
| UTH06 | Universal Trim: Unupholstered Universal Trim (Height-Change) | 66 |
| UTHF06 | Universal Trim: Upholstered Universal Trim (Height-Change) | 66 |
| UTHS12 | Universal Trim: Unupholstered Universal Trim (Height-Change) | 66 |
| UTHSF12 | Universal Trim: Upholstered Universal Trim Stackable (Height-Change) | 66 |



**You make the rules.
We make the rest.®**

Of course KI solutions work better for you. They're made for you. No one pays more attention to customer needs than we do. We don't design our furniture to win awards (even though it does). We don't rely on one-size-fits-all solutions (even though they would make our life easier). We find out what you need. And, we make it. The same applies to our service, distribution channels ... everything we do. It's all built around knowing what you want and giving you the choice. KI solutions work, because we're working for you.

KI
1330 Bellevue Street
P.O. Box 8100
Green Bay, Wisconsin 54308-8100
1-800-424-2432
www.ki.com

KI is a registered trademark of Krueger International, Inc. Working for You is a registered trademark of Krueger International, Inc. Pallas is a registered trademark of Krueger International, Inc.

© 2006 KI
All Rights Reserved.
Litho in USA.
Code KI-I 12572R2/KI/PDF/806