

August 28, 2006

Updated March 22, 2017

800-424-2432








# Contents

Refer to KI Terms & Conditions document or visit [ki.com](http://ki.com).

<b>Build Your Own Tiles</b>		
Fabric Tile - Tackable Acoustic (3/8" Thick)		2
Fabric Tile - Tackable Acoustic (3/4" Thick)		4
Fabric Tile - Highly Acoustic (3/4" Thick)		12
Solid Steel Tile		20
Dimpled Steel Tile		24
Perforated Steel Tile		28
Steel Marker Tile		32
Glass Tile		36
Open Tile		42
Laminate Tile		48
Veneer Tile		52
Tool Tile		56
Upholstered Raceway Tile		58
Laminate Raceway Tile		60
Painted Steel Raceway Tile		62
<b>Build Your Own Components</b>		
Universal Trim		64
Trim Pieces		68
Wood Veneer Trim Pieces		78
Frame Components		86
<b>StudioWorks®</b>		
Aluminum Trim Pieces		94
Elevated Panel Posts		104
Cubby and Transactional Shelf		108
Base and Data Feeds		110
Top Feeds		114
Top Data Feeds		116
<b>120° Degree Build Your Own</b>		
Components		118
<b>Tech Preconfigured Intersection Conditions</b>		
Tech Panel Components		122
<b>Universal Storage and Accessories</b>		
Overhead Accessories		128
<b>Balance® Storage and Accessories</b>		130
<b>Storage Accessories</b>		132
<b>Accessories</b>		
Brackets		134
Brackets/Legs		136
Internal Duplex		140
<b>WireWorks® C.O.M. Yardage Requirements</b>		142
<b>Index</b>		144

# Build Your Own Tiles

Fabric Tile - Tackable Acoustic (3/8" Thick)

			MODEL NUMBER		Approx. Packaged Weight
			Basic Model	Fabric Color	
  PRFT	<b>Fabric Tile - 12" H</b> <ul style="list-style-type: none"><li>• 3/8" thick, fabric wrapped, fiberglass board</li><li>• Fabric tiles yield a noise reduction coefficient of .60</li><li>• Includes four nylon hooks</li><li>• Basic tile</li></ul>	12 x 12"	PRFT1212	<input type="checkbox"/> <input type="checkbox"/> <input type="checkbox"/> <input type="checkbox"/>	3.0#
		18 x 12"	PRFT1812	<input type="checkbox"/> <input type="checkbox"/> <input type="checkbox"/> <input type="checkbox"/>	4.0#
		24 x 12"	PRFT2412	<input type="checkbox"/> <input type="checkbox"/> <input type="checkbox"/> <input type="checkbox"/>	5.0#
		30 x 12"	PRFT3012	<input type="checkbox"/> <input type="checkbox"/> <input type="checkbox"/> <input type="checkbox"/>	5.0#
		36 x 12"	PRFT3612	<input type="checkbox"/> <input type="checkbox"/> <input type="checkbox"/> <input type="checkbox"/>	6.0#
		42 x 12"	PRFT4212	<input type="checkbox"/> <input type="checkbox"/> <input type="checkbox"/> <input type="checkbox"/>	7.0#
		48 x 12"	PRFT4812	<input type="checkbox"/> <input type="checkbox"/> <input type="checkbox"/> <input type="checkbox"/>	8.0#
		54 x 12"	PRFT5412	<input type="checkbox"/> <input type="checkbox"/> <input type="checkbox"/> <input type="checkbox"/>	9.0#
		60 x 12"	PRFT6012	<input type="checkbox"/> <input type="checkbox"/> <input type="checkbox"/> <input type="checkbox"/>	10.0#
PRFT	<b>Fabric Tile - 18" H</b>	12 x 18"	PRFT1218	<input type="checkbox"/> <input type="checkbox"/> <input type="checkbox"/> <input type="checkbox"/>	4.0#
		18 x 18"	PRFT1818	<input type="checkbox"/> <input type="checkbox"/> <input type="checkbox"/> <input type="checkbox"/>	5.0#
		24 x 18"	PRFT2418	<input type="checkbox"/> <input type="checkbox"/> <input type="checkbox"/> <input type="checkbox"/>	6.0#
		30 x 18"	PRFT3018	<input type="checkbox"/> <input type="checkbox"/> <input type="checkbox"/> <input type="checkbox"/>	7.0#
		36 x 18"	PRFT3618	<input type="checkbox"/> <input type="checkbox"/> <input type="checkbox"/> <input type="checkbox"/>	8.0#
		42 x 18"	PRFT4218	<input type="checkbox"/> <input type="checkbox"/> <input type="checkbox"/> <input type="checkbox"/>	9.0#
		48 x 18"	PRFT4818	<input type="checkbox"/> <input type="checkbox"/> <input type="checkbox"/> <input type="checkbox"/>	10.0#
		54 x 18"	PRFT5418	<input type="checkbox"/> <input type="checkbox"/> <input type="checkbox"/> <input type="checkbox"/>	11.0#
		60 x 18"	PRFT6018	<input type="checkbox"/> <input type="checkbox"/> <input type="checkbox"/> <input type="checkbox"/>	12.0#
PRFT	<b>Fabric Tile - 24" H</b>	12 x 24"	PRFT1224	<input type="checkbox"/> <input type="checkbox"/> <input type="checkbox"/> <input type="checkbox"/>	5.0#
		18 x 24"	PRFT1824	<input type="checkbox"/> <input type="checkbox"/> <input type="checkbox"/> <input type="checkbox"/>	6.0#
		24 x 24"	PRFT2424	<input type="checkbox"/> <input type="checkbox"/> <input type="checkbox"/> <input type="checkbox"/>	7.0#
		30 x 24"	PRFT3024	<input type="checkbox"/> <input type="checkbox"/> <input type="checkbox"/> <input type="checkbox"/>	8.0#
		36 x 24"	PRFT3624	<input type="checkbox"/> <input type="checkbox"/> <input type="checkbox"/> <input type="checkbox"/>	9.0#
		42 x 24"	PRFT4224	<input type="checkbox"/> <input type="checkbox"/> <input type="checkbox"/> <input type="checkbox"/>	10.0#
		48 x 24"	PRFT4824	<input type="checkbox"/> <input type="checkbox"/> <input type="checkbox"/> <input type="checkbox"/>	12.0#
		54 x 24"	PRFT5424	<input type="checkbox"/> <input type="checkbox"/> <input type="checkbox"/> <input type="checkbox"/>	13.0#
		60 x 24"	PRFT6024	<input type="checkbox"/> <input type="checkbox"/> <input type="checkbox"/> <input type="checkbox"/>	14.0#

A

B

## HOW TO ORDER

Indicate the following information on order form:

1. Quantity of each item.
2. Model number, including options. See "How To Build a Model Number".
3. Any special service required.

Note:

- The ☐ indicates that a choice is required.
- The absence of the ☐ indicates that no choice is required.
- Alpha-numeric characters in place of ☐ indicate that no other alternatives are available.

## HOW TO BUILD A MODEL NUMBER

- A** Select basic model.
- B** Select fabric color.  
Refer to the **KI Color Addendum** or **KI Fabrics & Finishes binder**  
Delivered pricing per tile.

## INFORMATION

### Fabric Disclaimer

Fabric will be applied as swatched by the fabric manufacturer. Fabric that is required to be applied differently than is swatched will need a Special Cost Request written specifying the direction the fabric is to be applied. The posted standard lead time will apply to the Special Cost Request.



# Build Your Own Tiles

Fabric Tile - Tackable Acoustic (3/8" Thick)

Delivered Pricing Fabric Grade 1 & C.O.M.	Delivered Pricing Fabric Grade 2	Delivered Pricing Fabric Grade 3 & Pallas Vertical Fabric Grade PV	Delivered Pricing Pallas Vertical Fabric Grade PV1	Delivered Pricing Pallas Vertical Fabric Grade PV2
\$ 45	\$ 47	\$ 50	\$ 53	\$ 59
49	53	56	58	67
54	56	60	61	74
67	71	77	82	88
71	76	81	87	93
76	80	87	90	97
81	84	91	96	104
84	88	97	100	111
89	94	103	108	117
\$ 48	\$ 50	\$ 55	\$ 57	\$ 66
59	61	68	74	81
63	68	74	80	85
84	88	97	100	111
91	96	105	111	121
93	97	108	114	122
95	100	112	116	125
109	115	125	130	143
118	124	137	141	159
\$ 50	\$ 54	\$ 57	\$ 59	\$ 68
66	69	76	81	87
69	75	80	84	91
91	96	105	111	121
96	101	114	117	127
105	112	123	127	140
109	115	125	130	143
118	124	137	141	159
125	133	144	149	167

## SPECIAL SERVICES

### Special Carton Marking

With specially marked information N/C


### Shipping

Shipped **k.d. freight prepaid f.o.b.**  
**Manitowoc, Wisconsin 54220** factory.  
Freight class #70.

Specifications and prices are subject to  
change without prior notice.

# Build Your Own Tiles

Fabric Tile - Tackable Acoustic (3/4" Thick)

			MODEL NUMBER		Approx. Packaged Weight
			Basic Model	Fabric Color	
  P65U	<b>Fabric Tile - 12" H</b> <ul style="list-style-type: none"><li>• 3/4" Thick fabric wrapped fiber board with metal frame</li><li>• Four nylon hooks</li><li>• Fabric tiles yield a noise reduction coefficient of .65</li></ul>	12 x 12"	UP65NRC1212A	<input type="checkbox"/> <input type="checkbox"/> <input type="checkbox"/> <input type="checkbox"/>	3.0#
		18 x 12"	UP65NRC1812A	<input type="checkbox"/> <input type="checkbox"/> <input type="checkbox"/> <input type="checkbox"/>	4.0#
		24 x 12"	UP65NRC2412A	<input type="checkbox"/> <input type="checkbox"/> <input type="checkbox"/> <input type="checkbox"/>	5.0#
		30 x 12"	UP65NRC3012A	<input type="checkbox"/> <input type="checkbox"/> <input type="checkbox"/> <input type="checkbox"/>	5.0#
		36 x 12"	UP65NRC3612A	<input type="checkbox"/> <input type="checkbox"/> <input type="checkbox"/> <input type="checkbox"/>	6.0#
		42 x 12"	UP65NRC4212A	<input type="checkbox"/> <input type="checkbox"/> <input type="checkbox"/> <input type="checkbox"/>	7.0#
		48 x 12"	UP65NRC4812A	<input type="checkbox"/> <input type="checkbox"/> <input type="checkbox"/> <input type="checkbox"/>	8.0#
		54 x 12"	UP65NRC5412A	<input type="checkbox"/> <input type="checkbox"/> <input type="checkbox"/> <input type="checkbox"/>	9.0#
		60 x 12"	UP65NRC6012A	<input type="checkbox"/> <input type="checkbox"/> <input type="checkbox"/> <input type="checkbox"/>	10.0#
P65U	<b>Fabric Tile - 18" H</b>	12 x 18"	UP65NRC1218A	<input type="checkbox"/> <input type="checkbox"/> <input type="checkbox"/> <input type="checkbox"/>	4.0#
		18 x 18"	UP65NRC1818A	<input type="checkbox"/> <input type="checkbox"/> <input type="checkbox"/> <input type="checkbox"/>	5.0#
		24 x 18"	UP65NRC2418A	<input type="checkbox"/> <input type="checkbox"/> <input type="checkbox"/> <input type="checkbox"/>	6.0#
		30 x 18"	UP65NRC3018A	<input type="checkbox"/> <input type="checkbox"/> <input type="checkbox"/> <input type="checkbox"/>	7.0#
		36 x 18"	UP65NRC3618A	<input type="checkbox"/> <input type="checkbox"/> <input type="checkbox"/> <input type="checkbox"/>	8.0#
		42 x 18"	UP65NRC4218A	<input type="checkbox"/> <input type="checkbox"/> <input type="checkbox"/> <input type="checkbox"/>	9.0#
		48 x 18"	UP65NRC4818A	<input type="checkbox"/> <input type="checkbox"/> <input type="checkbox"/> <input type="checkbox"/>	10.0#
		54 x 18"	UP65NRC5418A	<input type="checkbox"/> <input type="checkbox"/> <input type="checkbox"/> <input type="checkbox"/>	11.0#
		60 x 18"	UP65NRC6018A	<input type="checkbox"/> <input type="checkbox"/> <input type="checkbox"/> <input type="checkbox"/>	12.0#
P65U	<b>Fabric Tile - 24" H</b>	12 x 24"	UP65NRC1224A	<input type="checkbox"/> <input type="checkbox"/> <input type="checkbox"/> <input type="checkbox"/>	5.0#
		18 x 24"	UP65NRC1824A	<input type="checkbox"/> <input type="checkbox"/> <input type="checkbox"/> <input type="checkbox"/>	6.0#
		24 x 24"	UP65NRC2424A	<input type="checkbox"/> <input type="checkbox"/> <input type="checkbox"/> <input type="checkbox"/>	7.0#
		30 x 24"	UP65NRC3024A	<input type="checkbox"/> <input type="checkbox"/> <input type="checkbox"/> <input type="checkbox"/>	8.0#
		36 x 24"	UP65NRC3624A	<input type="checkbox"/> <input type="checkbox"/> <input type="checkbox"/> <input type="checkbox"/>	9.0#
		42 x 24"	UP65NRC4224A	<input type="checkbox"/> <input type="checkbox"/> <input type="checkbox"/> <input type="checkbox"/>	10.0#
		48 x 24"	UP65NRC4824A	<input type="checkbox"/> <input type="checkbox"/> <input type="checkbox"/> <input type="checkbox"/>	12.0#
		54 x 24"	UP65NRC5424A	<input type="checkbox"/> <input type="checkbox"/> <input type="checkbox"/> <input type="checkbox"/>	13.0#
		60 x 24"	UP65NRC6024A	<input type="checkbox"/> <input type="checkbox"/> <input type="checkbox"/> <input type="checkbox"/>	14.0#

**A**

**B**

## HOW TO ORDER

Indicate the following information on order form:

1. Quantity of each item.
2. Model number, including options. See "How To Build a Model Number".
3. Any special service required.

Note:

- The ☐ indicates that a choice is required.
- The absence of the ☐ indicates that no choice is required.
- Alpha-numeric characters in place of ☐ indicate that no other alternatives are available.

## HOW TO BUILD A MODEL NUMBER

- A** Select basic model.
- B** Select fabric color. Refer to the **KI Color Addendum** or **KI Fabrics & Finishes binder** Delivered pricing per tile.

## INFORMATION

### Fabric Disclaimer

Fabric will be applied as swatched by the fabric manufacturer. Fabric that is required to be applied differently than is swatched will need a Special Cost Request written specifying the direction the fabric is to be applied. The posted standard lead time will apply to the Special Cost Request.



# Build Your Own Tiles

Fabric Tile - Tackable Acoustic (3/4" Thick)

Delivered Pricing Fabric Grade 1 & C.O.M.	Delivered Pricing Fabric Grade 2	Delivered Pricing Fabric Grade 3 & Pallas Vertical Fabric Grade PV	Delivered Pricing Pallas Vertical Fabric Grade PV1	Delivered Pricing Pallas Vertical Fabric Grade PV2
\$ 68	\$ 74	\$ 79	\$ 83	\$ 90
71	76	81	85	94
76	80	87	90	99
82	85	90	96	105
93	97	108	112	122
100	105	117	122	133
104	111	121	127	139
111	117	127	134	145
123	129	141	146	165
\$ 74	\$ 77	\$ 82	\$ 88	\$ 95
79	82	87	93	100
83	87	91	97	109
99	104	115	121	130
105	112	122	128	140
117	122	133	140	156
121	125	138	144	162
139	145	162	167	182
142	149	166	171	187
\$ 77	\$ 81	\$ 88	\$ 91	\$ 101
85	89	96	101	112
96	101	112	118	127
104	111	121	127	139
115	119	129	137	148
122	128	139	145	163
137	143	159	165	179
146	157	169	176	195
151	162	173	179	201

## SPECIAL SERVICES

### Special Carton Marking

With specially marked information N/C


### Shipping

Shipped **k.d. freight prepaid f.o.b. Manitowoc, Wisconsin 54420** factory.  
Freight class #70.

Specifications and prices are subject to change without prior notice.

# Build Your Own Tiles

Fabric Tile - Tackable Acoustic (3/4" Thick)

			MODEL NUMBER		Approx. Packaged Weight
			Basic Model	Fabric Color	
  P65U	<b>Fabric Tile - 30" H</b> <ul style="list-style-type: none"><li>• 3/4" Thick fabric wrapped fiber board with metal frame</li><li>• Four nylon hooks</li><li>• Fabric tiles yield a noise reduction coefficient of .65</li></ul>	12 x 30"	UP65NRC1230A	<input type="checkbox"/> <input type="checkbox"/> <input type="checkbox"/> <input type="checkbox"/>	5.0#
		18 x 30"	UP65NRC1830A	<input type="checkbox"/> <input type="checkbox"/> <input type="checkbox"/> <input type="checkbox"/>	7.0#
		24 x 30"	UP65NRC2430A	<input type="checkbox"/> <input type="checkbox"/> <input type="checkbox"/> <input type="checkbox"/>	8.0#
		30 x 30"	UP65NRC3030A	<input type="checkbox"/> <input type="checkbox"/> <input type="checkbox"/> <input type="checkbox"/>	9.0#
		36 x 30"	UP65NRC3630A	<input type="checkbox"/> <input type="checkbox"/> <input type="checkbox"/> <input type="checkbox"/>	11.0#
		42 x 30"	UP65NRC4230A	<input type="checkbox"/> <input type="checkbox"/> <input type="checkbox"/> <input type="checkbox"/>	12.0#
		48 x 30"	UP65NRC4830A	<input type="checkbox"/> <input type="checkbox"/> <input type="checkbox"/> <input type="checkbox"/>	13.0#
		54 x 30"	UP65NRC5430A	<input type="checkbox"/> <input type="checkbox"/> <input type="checkbox"/> <input type="checkbox"/>	15.0#
		60 x 30"	UP65NRC6030A	<input type="checkbox"/> <input type="checkbox"/> <input type="checkbox"/> <input type="checkbox"/>	16.0#
P65U	<b>Fabric Tile - 36" H</b>	12 x 36"	UP65NRC1236A	<input type="checkbox"/> <input type="checkbox"/> <input type="checkbox"/> <input type="checkbox"/>	6.0#
		18 x 36"	UP65NRC1836A	<input type="checkbox"/> <input type="checkbox"/> <input type="checkbox"/> <input type="checkbox"/>	8.0#
		24 x 36"	UP65NRC2436A	<input type="checkbox"/> <input type="checkbox"/> <input type="checkbox"/> <input type="checkbox"/>	9.0#
		30 x 36"	UP65NRC3036A	<input type="checkbox"/> <input type="checkbox"/> <input type="checkbox"/> <input type="checkbox"/>	11.0#
		36 x 36"	UP65NRC3636A	<input type="checkbox"/> <input type="checkbox"/> <input type="checkbox"/> <input type="checkbox"/>	12.0#
		42 x 36"	UP65NRC4236A	<input type="checkbox"/> <input type="checkbox"/> <input type="checkbox"/> <input type="checkbox"/>	14.0#
		48 x 36"	UP65NRC4836A	<input type="checkbox"/> <input type="checkbox"/> <input type="checkbox"/> <input type="checkbox"/>	15.0#
		54 x 36"	UP65NRC5436A	<input type="checkbox"/> <input type="checkbox"/> <input type="checkbox"/> <input type="checkbox"/>	17.0#
		60 x 36"	UP65NRC6036A	<input type="checkbox"/> <input type="checkbox"/> <input type="checkbox"/> <input type="checkbox"/>	18.0#
P65U	<b>Fabric Tile - 242" H</b>	12 x 42"	UP65NRC1242A	<input type="checkbox"/> <input type="checkbox"/> <input type="checkbox"/> <input type="checkbox"/>	7.0#
		18 x 42"	UP65NRC1842A	<input type="checkbox"/> <input type="checkbox"/> <input type="checkbox"/> <input type="checkbox"/>	9.0#
		24 x 42"	UP65NRC2442A	<input type="checkbox"/> <input type="checkbox"/> <input type="checkbox"/> <input type="checkbox"/>	10.0#
		30 x 42"	UP65NRC3042A	<input type="checkbox"/> <input type="checkbox"/> <input type="checkbox"/> <input type="checkbox"/>	12.0#
		36 x 42"	UP65NRC3642A	<input type="checkbox"/> <input type="checkbox"/> <input type="checkbox"/> <input type="checkbox"/>	14.0#
		42 x 42"	UP65NRC4242A	<input type="checkbox"/> <input type="checkbox"/> <input type="checkbox"/> <input type="checkbox"/>	15.0#
		48 x 42"	UP65NRC4842A	<input type="checkbox"/> <input type="checkbox"/> <input type="checkbox"/> <input type="checkbox"/>	17.0#
		54 x 42"	UP65NRC5442A	<input type="checkbox"/> <input type="checkbox"/> <input type="checkbox"/> <input type="checkbox"/>	19.0#
		60 x 42"	UP65NRC6042A	<input type="checkbox"/> <input type="checkbox"/> <input type="checkbox"/> <input type="checkbox"/>	20.0#

**A**

**B**

## HOW TO ORDER

Indicate the following information on order form:

1. Quantity of each item.
2. Model number, including options. See "How To Build a Model Number".
3. Any special service required.

Note:

- The ☐ indicates that a choice is required.
- The absence of the ☐ indicates that no choice is required.
- Alpha-numeric characters in place of ☐ indicate that no other alternatives are available.

## HOW TO BUILD A MODEL NUMBER

- A** Select basic model.
- B** Select fabric color.  
Refer to the **KI Color Addendum** or **KI Fabrics & Finishes binder**  
Delivered pricing per tile.

## INFORMATION

**Fabric Disclaimer**  
Fabric will be applied as swatched by the fabric manufacturer. Fabric that is required to be applied differently than is swatched will need a Special Cost Request written specifying the direction the fabric is to be applied. The posted standard lead time will apply to the Special Cost Request.





# Build Your Own Tiles

Fabric Tile - Tackable Acoustic (3/4" Thick)

Delivered Pricing Fabric Grade 1 & C.O.M.	Delivered Pricing Fabric Grade 2	Delivered Pricing Fabric Grade 3 & Pallas Vertical Fabric Grade PV	Delivered Pricing Pallas Vertical Fabric Grade PV1	Delivered Pricing Pallas Vertical Fabric Grade PV2
\$ 87	\$ 90	\$ 97	\$ 103	\$ 115
108	115	124	129	142
111	117	127	134	145
137	143	159	165	179
142	149	166	171	187
163	169	184	193	212
164	171	185	199	213
173	182	202	209	228
177	185	204	213	230
\$ 99	\$ 104	\$ 115	\$ 121	\$ 130
115	119	129	137	148
118	123	136	141	157
140	146	163	169	185
163	169	184	193	212
169	177	195	205	222
173	182	202	209	228
182	193	209	220	244
185	196	212	222	247
\$ 115	\$ 119	\$ 129	\$ 137	\$ 148
128	136	145	157	170
137	143	159	165	179
168	176	193	203	221
184	195	211	221	245
203	213	229	245	268
205	216	233	247	270
224	238	255	268	297
241	255	273	289	315

## SPECIAL SERVICES

### Special Carton Marking

With specially marked information N/C


### Shipping

Shipped **k.d. freight prepaid f.o.b. Manitowoc, Wisconsin 54420** factory.  
Freight class #70.

Specifications and prices are subject to change without prior notice.

# Build Your Own Tiles

Fabric Tile - Tackable Acoustic (3/4" Thick)

			MODEL NUMBER		Approx. Packaged Weight
			Basic Model	Fabric Color	
  P65U	<b>Fabric Tile - 48" H</b> <ul style="list-style-type: none"><li>• One fabric tile</li><li>• Four nylon hooks</li><li>• Fabric tiles yield a noise reduction coefficient of .65</li></ul>	12 x 48"	UP65NRC1248A	<input type="checkbox"/> <input type="checkbox"/> <input type="checkbox"/> <input type="checkbox"/>	8.0#
		18 x 48"	UP65NRC1848A	<input type="checkbox"/> <input type="checkbox"/> <input type="checkbox"/> <input type="checkbox"/>	10.0#
		24 x 48"	UP65NRC2448A	<input type="checkbox"/> <input type="checkbox"/> <input type="checkbox"/> <input type="checkbox"/>	12.0#
		30 x 48"	UP65NRC3048A	<input type="checkbox"/> <input type="checkbox"/> <input type="checkbox"/> <input type="checkbox"/>	13.0#
		36 x 48"	UP65NRC3648A	<input type="checkbox"/> <input type="checkbox"/> <input type="checkbox"/> <input type="checkbox"/>	15.0#
		42 x 48"	UP65NRC4248A	<input type="checkbox"/> <input type="checkbox"/> <input type="checkbox"/> <input type="checkbox"/>	17.0#
		48 x 48"	UP65NRC4848A	<input type="checkbox"/> <input type="checkbox"/> <input type="checkbox"/> <input type="checkbox"/>	19.0#
		54 x 48"	UP65NRC5448A	<input type="checkbox"/> <input type="checkbox"/> <input type="checkbox"/> <input type="checkbox"/>	21.0#
		60 x 48"	UP65NRC6048A	<input type="checkbox"/> <input type="checkbox"/> <input type="checkbox"/> <input type="checkbox"/>	23.0#
P65U	<b>Fabric Tile - 54" H</b>	12 x 54"	UP65NRC1254A	<input type="checkbox"/> <input type="checkbox"/> <input type="checkbox"/> <input type="checkbox"/>	9.0#
		18 x 54"	UP65NRC1854A	<input type="checkbox"/> <input type="checkbox"/> <input type="checkbox"/> <input type="checkbox"/>	11.0#
		24 x 54"	UP65NRC2454A	<input type="checkbox"/> <input type="checkbox"/> <input type="checkbox"/> <input type="checkbox"/>	13.0#
		30 x 54"	UP65NRC3054A	<input type="checkbox"/> <input type="checkbox"/> <input type="checkbox"/> <input type="checkbox"/>	15.0#
		36 x 54"	UP65NRC3654A	<input type="checkbox"/> <input type="checkbox"/> <input type="checkbox"/> <input type="checkbox"/>	17.0#
		42 x 54"	UP65NRC4254A	<input type="checkbox"/> <input type="checkbox"/> <input type="checkbox"/> <input type="checkbox"/>	19.0#
		48 x 54"	UP65NRC4854A	<input type="checkbox"/> <input type="checkbox"/> <input type="checkbox"/> <input type="checkbox"/>	21.0#
		54 x 54"	UP65NRC5454A	<input type="checkbox"/> <input type="checkbox"/> <input type="checkbox"/> <input type="checkbox"/>	23.0#
P65U	<b>Fabric Tile - 60" H</b>	60 x 54"	UP65NRC6054A	<input type="checkbox"/> <input type="checkbox"/> <input type="checkbox"/> <input type="checkbox"/>	25.0#
		12 x 60"	UP65NRC1260A	<input type="checkbox"/> <input type="checkbox"/> <input type="checkbox"/> <input type="checkbox"/>	10.0#
		18 x 60"	UP65NRC1860A	<input type="checkbox"/> <input type="checkbox"/> <input type="checkbox"/> <input type="checkbox"/>	12.0#
		24 x 60"	UP65NRC2460A	<input type="checkbox"/> <input type="checkbox"/> <input type="checkbox"/> <input type="checkbox"/>	14.0#
		30 x 60"	UP65NRC3060A	<input type="checkbox"/> <input type="checkbox"/> <input type="checkbox"/> <input type="checkbox"/>	16.0#
		36 x 60"	UP65NRC3660A	<input type="checkbox"/> <input type="checkbox"/> <input type="checkbox"/> <input type="checkbox"/>	18.0#
		42 x 60"	UP65NRC4260A	<input type="checkbox"/> <input type="checkbox"/> <input type="checkbox"/> <input type="checkbox"/>	20.0#
		48 x 60"	UP65NRC4860A	<input type="checkbox"/> <input type="checkbox"/> <input type="checkbox"/> <input type="checkbox"/>	23.0#
		54 x 60"	UP65NRC5460A	<input type="checkbox"/> <input type="checkbox"/> <input type="checkbox"/> <input type="checkbox"/>	25.0#
		60 x 60"	UP65NRC6060A	<input type="checkbox"/> <input type="checkbox"/> <input type="checkbox"/> <input type="checkbox"/>	27.0#

**A**

**B**

## HOW TO ORDER

Indicate the following information on order form:

1. Quantity of each item.
2. Model number, including options. See "How To Build a Model Number".
3. Any special service required.

Note: • The ☐ indicates that a choice is required.

- The absence of the ☐ indicates that no choice is required.
- Alpha-numeric characters in place of ☐ indicate that no other alternatives are available.

## HOW TO BUILD A MODEL NUMBER

- A** Select basic model.
- B** Select fabric color.  
Refer to the **KI Color Addendum** or **KI Fabrics & Finishes binder**  
Delivered pricing per tile.

## INFORMATION

**Fabric Disclaimer**  
Fabric will be applied as swatched by the fabric manufacturer. Fabric that is required to be applied differently than is swatched will need a Special Cost Request written specifying the direction the fabric is to be applied. The posted standard lead time will apply to the Special Cost Request.



# Build Your Own Tiles

Fabric Tile - Tackable Acoustic (3/4" Thick)

Delivered Pricing Fabric Grade 1 & C.O.M.	Delivered Pricing Fabric Grade 2	Delivered Pricing Fabric Grade 3 & Pallas Vertical Fabric Grade PV	Delivered Pricing Pallas Vertical Fabric Grade PV1	Delivered Pricing Pallas Vertical Fabric Grade PV2
\$ 117	\$ 122	\$ 134	\$ 140	\$ 156
136	141	158	164	177
151	162	175	179	201
171	179	200	207	225
186	199	214	224	249
205	216	234	247	272
217	228	250	261	287
247	261	283	296	324
251	265	287	300	331
\$ 121	\$ 125	\$ 139	\$ 144	\$ 162
149	160	172	178	200
158	165	178	185	205
173	182	202	209	228
192	202	220	229	253
208	220	240	251	273
229	246	265	275	305
255	270	296	305	337
259	272	298	309	342
\$ 136	\$ 141	\$ 158	\$ 164	\$ 177
158	165	178	185	205
163	169	185	193	212
177	185	205	213	230
196	207	224	233	260
226	243	261	271	300
231	249	268	281	308
259	272	298	309	342
268	286	309	320	353

## SPECIAL SERVICES

### Special Carton Marking

With specially marked information N/C


### Shipping

Shipped **k.d. freight prepaid f.o.b. Manitowoc, Wisconsin 54420** factory.  
Freight class #70.

Specifications and prices are subject to change without prior notice.

# Build Your Own Tiles

Fabric Tile - Tackable Acoustic (3/4" Thick)

			MODEL NUMBER		Approx. Packaged Weight
			Basic Model	Fabric Color	
MODEL	W x H				
<div></div> <div>P65U</div>	<b>Fabric Tile - 66" H</b> <ul style="list-style-type: none"><li>• One fabric tile</li><li>• Four nylon hooks</li><li>• Fabric tiles yield a noise reduction coefficient of .65</li></ul>	12 x 66"	UP65NRC1266A	<input type="checkbox"/> <input type="checkbox"/> <input type="checkbox"/> <input type="checkbox"/>	11.0#
		18 x 66"	UP65NRC1866A	<input type="checkbox"/> <input type="checkbox"/> <input type="checkbox"/> <input type="checkbox"/>	13.0#
		24 x 66"	UP65NRC2466A	<input type="checkbox"/> <input type="checkbox"/> <input type="checkbox"/> <input type="checkbox"/>	15.0#
		30 x 66"	UP65NRC3066A	<input type="checkbox"/> <input type="checkbox"/> <input type="checkbox"/> <input type="checkbox"/>	17.0#
		36 x 66"	UP65NRC3666A	<input type="checkbox"/> <input type="checkbox"/> <input type="checkbox"/> <input type="checkbox"/>	20.0#
		42 x 66"	UP65NRC4266A	<input type="checkbox"/> <input type="checkbox"/> <input type="checkbox"/> <input type="checkbox"/>	22.0#
		48 x 66"	UP65NRC4866A	<input type="checkbox"/> <input type="checkbox"/> <input type="checkbox"/> <input type="checkbox"/>	24.0#
		54 x 66"	UP65NRC5466A	<input type="checkbox"/> <input type="checkbox"/> <input type="checkbox"/> <input type="checkbox"/>	27.0#
		60 x 66"	UP65NRC6066A	<input type="checkbox"/> <input type="checkbox"/> <input type="checkbox"/> <input type="checkbox"/>	29.0#
<div>P65U</div>	<b>Fabric Tile - 72" H</b>	12 x 72"	UP65NRC1272A	<input type="checkbox"/> <input type="checkbox"/> <input type="checkbox"/> <input type="checkbox"/>	11.0#
		18 x 72"	UP65NRC1872A	<input type="checkbox"/> <input type="checkbox"/> <input type="checkbox"/> <input type="checkbox"/>	14.0#
		24 x 72"	UP65NRC2472A	<input type="checkbox"/> <input type="checkbox"/> <input type="checkbox"/> <input type="checkbox"/>	16.0#
		30 x 72"	UP65NRC3072A	<input type="checkbox"/> <input type="checkbox"/> <input type="checkbox"/> <input type="checkbox"/>	19.0#
		36 x 72"	UP65NRC3672A	<input type="checkbox"/> <input type="checkbox"/> <input type="checkbox"/> <input type="checkbox"/>	21.0#
		42 x 72"	UP65NRC4272A	<input type="checkbox"/> <input type="checkbox"/> <input type="checkbox"/> <input type="checkbox"/>	24.0#
		48 x 72"	UP65NRC4872A	<input type="checkbox"/> <input type="checkbox"/> <input type="checkbox"/> <input type="checkbox"/>	26.0#
		54 x 72"	UP65NRC5472A	<input type="checkbox"/> <input type="checkbox"/> <input type="checkbox"/> <input type="checkbox"/>	29.0#
<div>P65U</div>	<b>Fabric Tile - 78" H</b>	12 x 78"	UP65NRC1278A	<input type="checkbox"/> <input type="checkbox"/> <input type="checkbox"/> <input type="checkbox"/>	12.0#
		18 x 78"	UP65NRC1878A	<input type="checkbox"/> <input type="checkbox"/> <input type="checkbox"/> <input type="checkbox"/>	15.0#
		24 x 78"	UP65NRC2478A	<input type="checkbox"/> <input type="checkbox"/> <input type="checkbox"/> <input type="checkbox"/>	17.0#
		30 x 78"	UP65NRC3078A	<input type="checkbox"/> <input type="checkbox"/> <input type="checkbox"/> <input type="checkbox"/>	20.0#
		36 x 78"	UP65NRC3678A	<input type="checkbox"/> <input type="checkbox"/> <input type="checkbox"/> <input type="checkbox"/>	23.0#
		42 x 78"	UP65NRC4278A	<input type="checkbox"/> <input type="checkbox"/> <input type="checkbox"/> <input type="checkbox"/>	25.0#
		48 x 78"	UP65NRC4878A	<input type="checkbox"/> <input type="checkbox"/> <input type="checkbox"/> <input type="checkbox"/>	28.0#
		54 x 78"	UP65NRC5478A	<input type="checkbox"/> <input type="checkbox"/> <input type="checkbox"/> <input type="checkbox"/>	31.0#
		60 x 78"	UP65NRC6078A	<input type="checkbox"/> <input type="checkbox"/> <input type="checkbox"/> <input type="checkbox"/>	33.0#

A

B

## HOW TO ORDER

Indicate the following information on order form:

1. Quantity of each item.
2. Model number, including options. See "How To Build a Model Number".
3. Any special service required.

Note:

- The ☐ indicates that a choice is required.
- The absence of the ☐ indicates that no choice is required.
- Alpha-numeric characters in place of ☐ indicate that no other alternatives are available.

## HOW TO BUILD A MODEL NUMBER

- A** Select basic model.
- B** Select fabric color.  
Refer to the **KI Color Addendum** or **KI Fabrics & Finishes binder**  
Delivered pricing per tile.

## INFORMATION

**Fabric Disclaimer**  
Fabric will be applied as swatched by the fabric manufacturer. Fabric that is required to be applied differently than is swatched will need a Special Cost Request written specifying the direction the fabric is to be applied. The posted standard lead time will apply to the Special Cost Request.



# Build Your Own Tiles

Fabric Tile - Tackable Acoustic (3/4" Thick)

Delivered Pricing Fabric Grade 1 & C.O.M.	Delivered Pricing Fabric Grade 2	Delivered Pricing Fabric Grade 3 & Pallas Vertical Fabric Grade PV	Delivered Pricing Pallas Vertical Fabric Grade PV1	Delivered Pricing Pallas Vertical Fabric Grade PV2
\$ 141	\$ 148	\$ 165	\$ 170	\$ 186
163	169	185	193	212
169	177	196	205	222
180	192	208	217	243
212	224	244	254	281
229	246	265	275	305
241	255	275	289	315
264	282	305	315	348
272	290	313	327	358
\$ 146	\$ 157	\$ 170	\$ 176	\$ 195
168	176	195	203	221
175	184	204	211	229
200	209	227	240	262
214	226	247	259	283
230	247	267	280	307
245	259	281	291	319
267	285	308	319	352
278	296	319	332	368
\$ 151	\$ 162	\$ 175	\$ 179	\$ 201
173	182	202	209	228
196	207	224	233	260
202	212	229	244	265
220	230	252	263	290
234	252	271	283	311
249	262	285	297	325
270	289	312	325	356
281	298	323	336	371

## SPECIAL SERVICES

### Special Carton Marking

With specially marked information N/C

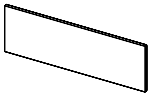
### Shipping

Shipped **k.d. freight prepaid f.o.b. Manitowoc, Wisconsin 54420** factory.  
Freight class #70.

Specifications and prices are subject to change without prior notice.

# Build Your Own Tiles

Fabric Tile - Highly Acoustic (3/4" Thick)

			MODEL NUMBER		Approx. Packaged Weight
			Basic Model	Fabric Color	
  P80U	<b>Fabric Tile - 12" H</b> <ul style="list-style-type: none"><li>• One fabric tile</li><li>• Four nylon hooks</li><li>• Fabric tiles yield a noise reduction coefficient of .80</li></ul>	12 x 12"	UP80NRC1212A	<input type="checkbox"/> <input type="checkbox"/> <input type="checkbox"/> <input type="checkbox"/>	2.0#
		18 x 12"	UP80NRC1812A	<input type="checkbox"/> <input type="checkbox"/> <input type="checkbox"/> <input type="checkbox"/>	3.0#
		24 x 12"	UP80NRC2412A	<input type="checkbox"/> <input type="checkbox"/> <input type="checkbox"/> <input type="checkbox"/>	4.0#
		30 x 12"	UP80NRC3012A	<input type="checkbox"/> <input type="checkbox"/> <input type="checkbox"/> <input type="checkbox"/>	4.0#
		36 x 12"	UP80NRC3612A	<input type="checkbox"/> <input type="checkbox"/> <input type="checkbox"/> <input type="checkbox"/>	5.0#
		42 x 12"	UP80NRC4212A	<input type="checkbox"/> <input type="checkbox"/> <input type="checkbox"/> <input type="checkbox"/>	6.0#
		48 x 12"	UP80NRC4812A	<input type="checkbox"/> <input type="checkbox"/> <input type="checkbox"/> <input type="checkbox"/>	6.0#
		54 x 12"	UP80NRC5412A	<input type="checkbox"/> <input type="checkbox"/> <input type="checkbox"/> <input type="checkbox"/>	7.0#
		60 x 12"	UP80NRC6012A	<input type="checkbox"/> <input type="checkbox"/> <input type="checkbox"/> <input type="checkbox"/>	8.0#
P80U	<b>Fabric Tile - 18" H</b>	12 x 18"	UP80NRC1218A	<input type="checkbox"/> <input type="checkbox"/> <input type="checkbox"/> <input type="checkbox"/>	3.0#
		18 x 18"	UP80NRC1818A	<input type="checkbox"/> <input type="checkbox"/> <input type="checkbox"/> <input type="checkbox"/>	4.0#
		24 x 18"	UP80NRC2418A	<input type="checkbox"/> <input type="checkbox"/> <input type="checkbox"/> <input type="checkbox"/>	4.0#
		30 x 18"	UP80NRC3018A	<input type="checkbox"/> <input type="checkbox"/> <input type="checkbox"/> <input type="checkbox"/>	5.0#
		36 x 18"	UP80NRC3618A	<input type="checkbox"/> <input type="checkbox"/> <input type="checkbox"/> <input type="checkbox"/>	6.0#
		42 x 18"	UP80NRC4218A	<input type="checkbox"/> <input type="checkbox"/> <input type="checkbox"/> <input type="checkbox"/>	7.0#
		48 x 18"	UP80NRC4818A	<input type="checkbox"/> <input type="checkbox"/> <input type="checkbox"/> <input type="checkbox"/>	7.0#
		54 x 18"	UP80NRC5418A	<input type="checkbox"/> <input type="checkbox"/> <input type="checkbox"/> <input type="checkbox"/>	8.0#
		60 x 18"	UP80NRC6018A	<input type="checkbox"/> <input type="checkbox"/> <input type="checkbox"/> <input type="checkbox"/>	9.0#
P80U	<b>Fabric Tile - 24" H</b>	12 x 24"	UP80NRC1224A	<input type="checkbox"/> <input type="checkbox"/> <input type="checkbox"/> <input type="checkbox"/>	4.0#
		18 x 24"	UP80NRC1824A	<input type="checkbox"/> <input type="checkbox"/> <input type="checkbox"/> <input type="checkbox"/>	4.0#
		24 x 24"	UP80NRC2424A	<input type="checkbox"/> <input type="checkbox"/> <input type="checkbox"/> <input type="checkbox"/>	5.0#
		30 x 24"	UP80NRC3024A	<input type="checkbox"/> <input type="checkbox"/> <input type="checkbox"/> <input type="checkbox"/>	6.0#
		36 x 24"	UP80NRC3624A	<input type="checkbox"/> <input type="checkbox"/> <input type="checkbox"/> <input type="checkbox"/>	7.0#
		42 x 24"	UP80NRC4224A	<input type="checkbox"/> <input type="checkbox"/> <input type="checkbox"/> <input type="checkbox"/>	8.0#
		48 x 24"	UP80NRC4824A	<input type="checkbox"/> <input type="checkbox"/> <input type="checkbox"/> <input type="checkbox"/>	8.0#
		54 x 24"	UP80NRC5424A	<input type="checkbox"/> <input type="checkbox"/> <input type="checkbox"/> <input type="checkbox"/>	9.0#
		60 x 24"	UP80NRC6024A	<input type="checkbox"/> <input type="checkbox"/> <input type="checkbox"/> <input type="checkbox"/>	10.0#

**A**

**B**

## HOW TO ORDER

Indicate the following information on order form:

1. Quantity of each item.
2. Model number, including options. See "How To Build a Model Number".
3. Any special service required.

Note: • The ☐ indicates that a choice is required.

- The absence of the ☐ indicates that no choice is required.
- Alpha-numeric characters in place of ☐ indicate that no other alternatives are available.

## HOW TO BUILD A MODEL NUMBER

- A** Select basic model.
- B** Select fabric color. Refer to the **KI Color Addendum** or **KI Fabrics & Finishes binder**. Delivered pricing per tile.

## INFORMATION

**Fabric Disclaimer**  
Fabric will be applied as swatched by the fabric manufacturer. Fabric that is required to be applied differently than is swatched will need a Special Cost Request written specifying the direction the fabric is to be applied. The posted standard lead time will apply to the Special Cost Request.



# Build Your Own Tiles

Fabric Tile - Highly Acoustic (3/4" Thick)

Delivered Pricing Fabric Grade 1 & C.O.M.	Delivered Pricing Fabric Grade 2	Delivered Pricing Fabric Grade 3 & Pallas Vertical Fabric Grade PV	Delivered Pricing Pallas Vertical Fabric Grade PV1	Delivered Pricing Pallas Vertical Fabric Grade PV2
\$ 71	\$ 76	\$ 81	\$ 85	\$ 94
75	79	85	89	97
79	83	89	94	103
85	89	96	101	112
97	103	115	119	129
105	112	123	128	140
109	116	125	133	143
117	122	134	140	156
129	137	149	158	171
\$ 76	\$ 80	\$ 84	\$ 90	\$ 99
83	87	91	97	109
87	90	97	103	115
104	111	121	127	139
111	117	127	134	145
122	128	139	145	163
127	134	144	156	168
144	156	168	173	193
149	160	172	178	200
\$ 82	\$ 87	\$ 93	\$ 97	\$ 108
90	94	101	109	119
100	105	117	122	133
109	116	125	133	143
119	124	137	142	160
128	136	145	157	170
142	149	166	171	187
157	164	176	184	204
160	167	180	188	208

## SPECIAL SERVICES

### Special Carton Marking

With specially marked information N/C

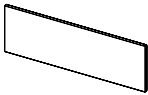
### Shipping

Shipped **k.d. freight prepaid f.o.b. Manitowoc, Wisconsin 54420** factory.  
Freight class #70.

Specifications and prices are subject to change without prior notice.

# Build Your Own Tiles

Fabric Tile - Highly Acoustic (3/4" Thick)

		MODEL NUMBER		Approx. Packaged Weight
		Basic Model	Fabric Color	
<div></div> <div>P80U</div>	<b>Fabric Tile - 30" H</b> <ul style="list-style-type: none"><li>• One fabric tile</li><li>• Four nylon hooks</li><li>• Fabric tiles yield a noise reduction coefficient of .80</li></ul>	12 x 30"	UP80NRC1230A	<input type="checkbox"/> <input type="checkbox"/> <input type="checkbox"/> <input type="checkbox"/> 4.0#
		18 x 30"	UP80NRC1830A	<input type="checkbox"/> <input type="checkbox"/> <input type="checkbox"/> <input type="checkbox"/> 5.0#
		24 x 30"	UP80NRC2430A	<input type="checkbox"/> <input type="checkbox"/> <input type="checkbox"/> <input type="checkbox"/> 6.0#
		30 x 30"	UP80NRC3030A	<input type="checkbox"/> <input type="checkbox"/> <input type="checkbox"/> <input type="checkbox"/> 7.0#
		36 x 30"	UP80NRC3630A	<input type="checkbox"/> <input type="checkbox"/> <input type="checkbox"/> <input type="checkbox"/> 8.0#
		42 x 30"	UP80NRC4230A	<input type="checkbox"/> <input type="checkbox"/> <input type="checkbox"/> <input type="checkbox"/> 9.0#
		48 x 30"	UP80NRC4830A	<input type="checkbox"/> <input type="checkbox"/> <input type="checkbox"/> <input type="checkbox"/> 9.0#
		54 x 30"	UP80NRC5430A	<input type="checkbox"/> <input type="checkbox"/> <input type="checkbox"/> <input type="checkbox"/> 10.0#
		60 x 30"	UP80NRC6030A	<input type="checkbox"/> <input type="checkbox"/> <input type="checkbox"/> <input type="checkbox"/> 11.0#
P80U	<b>Fabric Tile - 36" H</b>	12 x 36"	UP80NRC1236A	<input type="checkbox"/> <input type="checkbox"/> <input type="checkbox"/> <input type="checkbox"/> 5.0#
		18 x 36"	UP80NRC1836A	<input type="checkbox"/> <input type="checkbox"/> <input type="checkbox"/> <input type="checkbox"/> 6.0#
		24 x 36"	UP80NRC2436A	<input type="checkbox"/> <input type="checkbox"/> <input type="checkbox"/> <input type="checkbox"/> 7.0#
		30 x 36"	UP80NRC3036A	<input type="checkbox"/> <input type="checkbox"/> <input type="checkbox"/> <input type="checkbox"/> 8.0#
		36 x 36"	UP80NRC3636A	<input type="checkbox"/> <input type="checkbox"/> <input type="checkbox"/> <input type="checkbox"/> 9.0#
		42 x 36"	UP80NRC4236A	<input type="checkbox"/> <input type="checkbox"/> <input type="checkbox"/> <input type="checkbox"/> 10.0#
		48 x 36"	UP80NRC4836A	<input type="checkbox"/> <input type="checkbox"/> <input type="checkbox"/> <input type="checkbox"/> 10.0#
		54 x 36"	UP80NRC5436A	<input type="checkbox"/> <input type="checkbox"/> <input type="checkbox"/> <input type="checkbox"/> 11.0#
		60 x 36"	UP80NRC6036A	<input type="checkbox"/> <input type="checkbox"/> <input type="checkbox"/> <input type="checkbox"/> 12.0#
P80U	<b>Fabric Tile - 42" H</b>	12 x 42"	UP80NRC1242A	<input type="checkbox"/> <input type="checkbox"/> <input type="checkbox"/> <input type="checkbox"/> 6.0#
		18 x 42"	UP80NRC1842A	<input type="checkbox"/> <input type="checkbox"/> <input type="checkbox"/> <input type="checkbox"/> 7.0#
		24 x 42"	UP80NRC2442A	<input type="checkbox"/> <input type="checkbox"/> <input type="checkbox"/> <input type="checkbox"/> 8.0#
		30 x 42"	UP80NRC3042A	<input type="checkbox"/> <input type="checkbox"/> <input type="checkbox"/> <input type="checkbox"/> 9.0#
		36 x 42"	UP80NRC3642A	<input type="checkbox"/> <input type="checkbox"/> <input type="checkbox"/> <input type="checkbox"/> 10.0#
		42 x 42"	UP80NRC4242A	<input type="checkbox"/> <input type="checkbox"/> <input type="checkbox"/> <input type="checkbox"/> 10.0#
		48 x 42"	UP80NRC4842A	<input type="checkbox"/> <input type="checkbox"/> <input type="checkbox"/> <input type="checkbox"/> 11.0#
		54 x 42"	UP80NRC5442A	<input type="checkbox"/> <input type="checkbox"/> <input type="checkbox"/> <input type="checkbox"/> 12.0#
		60 x 42"	UP80NRC6042A	<input type="checkbox"/> <input type="checkbox"/> <input type="checkbox"/> <input type="checkbox"/> 13.0#

**A**

**B**

## HOW TO ORDER

Indicate the following information on order form:

1. Quantity of each item.
2. Model number, including options. See "How To Build a Model Number".
3. Any special service required.

Note: • The ☐ indicates that a choice is required.

- The absence of the ☐ indicates that no choice is required.
- Alpha-numeric characters in place of ☐ indicate that no other alternatives are available.

## HOW TO BUILD A MODEL NUMBER

- A** Select basic model.
- B** Select fabric color.  
Refer to the **KI Color Addendum** or **KI Fabrics & Finishes binder**  
Delivered pricing per tile.

## INFORMATION

**Fabric Disclaimer**  
Fabric will be applied as swatched by the fabric manufacturer. Fabric that is required to be applied differently than is swatched will need a Special Cost Request written specifying the direction the fabric is to be applied. The posted standard lead time will apply to the Special Cost Request.





# Build Your Own Tiles

Fabric Tile - Highly Acoustic (3/4" Thick)

Delivered Pricing Fabric Grade 1 & C.O.M.	Delivered Pricing Fabric Grade 2	Delivered Pricing Fabric Grade 3 & Pallas Vertical Fabric Grade PV	Delivered Pricing Pallas Vertical Fabric Grade PV1	Delivered Pricing Pallas Vertical Fabric Grade PV2
\$ 91	\$ 95	\$ 103	\$ 111	\$ 121
115	121	130	138	149
117	122	133	140	156
142	149	166	171	187
149	160	172	178	200
169	177	195	205	222
171	179	199	207	225
180	192	208	217	243
185	196	212	222	247
\$ 104	\$ 111	\$ 121	\$ 127	\$ 139
119	124	137	142	160
123	129	140	146	165
146	157	169	176	195
169	177	195	205	222
178	187	205	214	233
180	192	208	217	243
195	206	221	231	255
199	208	224	238	261
\$ 119	\$ 124	\$ 137	\$ 142	\$ 160
136	141	158	164	177
142	149	166	171	187
177	186	205	214	231
196	207	222	233	260
212	224	243	254	281
217	228	249	261	287
231	249	267	281	308
252	267	287	302	332

## SPECIAL SERVICES

### Special Carton Marking

With specially marked information N/C

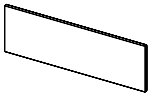
### Shipping

Shipped **k.d. freight prepaid f.o.b. Manitowoc, Wisconsin 54420** factory.  
Freight class #70.

Specifications and prices are subject to change without prior notice.

# Build Your Own Tiles

Fabric Tile - Highly Acoustic (3/4" Thick)

			MODEL NUMBER		Approx. Packaged Weight
			Basic Model	Fabric Color	
MODEL	W x H				
<div></div> <div>P80U</div>	<b>Fabric Tile - 48" H</b> <ul style="list-style-type: none"><li>• One fabric tile</li><li>• Four nylon hooks</li><li>• Fabric tiles yield a noise reduction coefficient of .80</li></ul>	12 x 48"	UP80NRC1248A	<input type="checkbox"/> <input type="checkbox"/> <input type="checkbox"/> <input type="checkbox"/>	6.0#
		18 x 48"	UP80NRC1848A	<input type="checkbox"/> <input type="checkbox"/> <input type="checkbox"/> <input type="checkbox"/>	7.0#
		24 x 48"	UP80NRC2448A	<input type="checkbox"/> <input type="checkbox"/> <input type="checkbox"/> <input type="checkbox"/>	8.0#
		30 x 48"	UP80NRC3048A	<input type="checkbox"/> <input type="checkbox"/> <input type="checkbox"/> <input type="checkbox"/>	9.0#
		36 x 48"	UP80NRC3648A	<input type="checkbox"/> <input type="checkbox"/> <input type="checkbox"/> <input type="checkbox"/>	10.0#
		42 x 48"	UP80NRC4248A	<input type="checkbox"/> <input type="checkbox"/> <input type="checkbox"/> <input type="checkbox"/>	11.0#
		48 x 48"	UP80NRC4848A	<input type="checkbox"/> <input type="checkbox"/> <input type="checkbox"/> <input type="checkbox"/>	12.0#
		54 x 48"	UP80NRC5448A	<input type="checkbox"/> <input type="checkbox"/> <input type="checkbox"/> <input type="checkbox"/>	13.0#
		60 x 48"	UP80NRC6048A	<input type="checkbox"/> <input type="checkbox"/> <input type="checkbox"/> <input type="checkbox"/>	14.0#
P80U	<b>Fabric Tile - 54" H</b>	12 x 54"	UP80NRC1254A	<input type="checkbox"/> <input type="checkbox"/> <input type="checkbox"/> <input type="checkbox"/>	7.0#
		18 x 54"	UP80NRC1854A	<input type="checkbox"/> <input type="checkbox"/> <input type="checkbox"/> <input type="checkbox"/>	8.0#
		24 x 54"	UP80NRC2454A	<input type="checkbox"/> <input type="checkbox"/> <input type="checkbox"/> <input type="checkbox"/>	9.0#
		30 x 54"	UP80NRC3054A	<input type="checkbox"/> <input type="checkbox"/> <input type="checkbox"/> <input type="checkbox"/>	10.0#
		36 x 54"	UP80NRC3654A	<input type="checkbox"/> <input type="checkbox"/> <input type="checkbox"/> <input type="checkbox"/>	11.0#
		42 x 54"	UP80NRC4254A	<input type="checkbox"/> <input type="checkbox"/> <input type="checkbox"/> <input type="checkbox"/>	12.0#
		48 x 54"	UP80NRC4854A	<input type="checkbox"/> <input type="checkbox"/> <input type="checkbox"/> <input type="checkbox"/>	13.0#
		54 x 54"	UP80NRC5454A	<input type="checkbox"/> <input type="checkbox"/> <input type="checkbox"/> <input type="checkbox"/>	15.0#
		60 x 54"	UP80NRC6054A	<input type="checkbox"/> <input type="checkbox"/> <input type="checkbox"/> <input type="checkbox"/>	16.0#
P80U	<b>Fabric Tile - 60" H</b>	12 x 60"	UP80NRC1260A	<input type="checkbox"/> <input type="checkbox"/> <input type="checkbox"/> <input type="checkbox"/>	8.0#
		18 x 60"	UP80NRC1860A	<input type="checkbox"/> <input type="checkbox"/> <input type="checkbox"/> <input type="checkbox"/>	9.0#
		24 x 60"	UP80NRC2460A	<input type="checkbox"/> <input type="checkbox"/> <input type="checkbox"/> <input type="checkbox"/>	10.0#
		30 x 60"	UP80NRC3060A	<input type="checkbox"/> <input type="checkbox"/> <input type="checkbox"/> <input type="checkbox"/>	11.0#
		36 x 60"	UP80NRC3660A	<input type="checkbox"/> <input type="checkbox"/> <input type="checkbox"/> <input type="checkbox"/>	12.0#
		42 x 60"	UP80NRC4260A	<input type="checkbox"/> <input type="checkbox"/> <input type="checkbox"/> <input type="checkbox"/>	13.0#
		48 x 60"	UP80NRC4860A	<input type="checkbox"/> <input type="checkbox"/> <input type="checkbox"/> <input type="checkbox"/>	14.0#
		54 x 60"	UP80NRC5460A	<input type="checkbox"/> <input type="checkbox"/> <input type="checkbox"/> <input type="checkbox"/>	16.0#
		60 x 60"	UP80NRC6060A	<input type="checkbox"/> <input type="checkbox"/> <input type="checkbox"/> <input type="checkbox"/>	17.0#

A

B

## HOW TO ORDER

Indicate the following information on order form:

1. Quantity of each item.
2. Model number, including options. See "How To Build a Model Number".
3. Any special service required.

Note:

- The ☐ indicates that a choice is required.
- The absence of the ☐ indicates that no choice is required.
- Alpha-numeric characters in place of ☐ indicate that no other alternatives are available.

## HOW TO BUILD A MODEL NUMBER

- A** Select basic model.
- B** Select fabric color.  
Refer to the **KI Color Addendum** or **KI Fabrics & Finishes binder**  
Delivered pricing per tile.

## INFORMATION

**Fabric Disclaimer**  
Fabric will be applied as swatched by the fabric manufacturer. Fabric that is required to be applied differently than is swatched will need a Special Cost Request written specifying the direction the fabric is to be applied. The posted standard lead time will apply to the Special Cost Request.



# Build Your Own Tiles

Fabric Tile - Highly Acoustic (3/4" Thick)

Delivered Pricing Fabric Grade 1 & C.O.M.	Delivered Pricing Fabric Grade 2	Delivered Pricing Fabric Grade 3 & Pallas Vertical Fabric Grade PV	Delivered Pricing Pallas Vertical Fabric Grade PV1	Delivered Pricing Pallas Vertical Fabric Grade PV2
\$ 122	\$ 128	\$ 140	\$ 145	\$ 163
141	148	165	170	186
160	167	182	188	208
179	188	207	216	234
200	209	227	240	262
217	228	250	261	287
226	243	261	271	300
259	272	298	309	342
262	278	303	312	346
\$ 127	\$ 134	\$ 144	\$ 156	\$ 168
159	166	179	186	207
164	171	186	199	213
180	192	208	217	243
202	212	229	244	265
221	231	253	265	293
245	256	280	291	319
268	286	310	320	353
270	289	312	325	356
\$ 141	\$ 148	\$ 165	\$ 170	\$ 186
164	171	186	199	213
169	177	196	205	222
185	196	213	222	252
204	214	231	246	269
234	252	271	283	311
247	261	283	296	324
270	289	312	325	356
281	298	323	336	371

## SPECIAL SERVICES

### Special Carton Marking

With specially marked information N/C

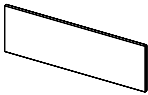
### Shipping

Shipped **k.d. freight prepaid f.o.b. Manitowoc, Wisconsin 54420** factory.  
Freight class #70.

Specifications and prices are subject to change without prior notice.

# Build Your Own Tiles

Fabric Tile - Highly Acoustic (3/4" Thick)

			MODEL NUMBER		Approx. Packaged Weight
			Basic Model	Fabric Color	
<div></div> <div>P80U</div>	<b>Fabric Tile - 66" H</b> <ul style="list-style-type: none"><li>• One fabric tile</li><li>• Four nylon hooks</li><li>• Fabric tiles yield a noise reduction coefficient of .80</li></ul>	12 x 66"	UP80NRC1266A	<input type="checkbox"/> <input type="checkbox"/> <input type="checkbox"/> <input type="checkbox"/>	8.0#
		18 x 66"	UP80NRC1866A	<input type="checkbox"/> <input type="checkbox"/> <input type="checkbox"/> <input type="checkbox"/>	9.0#
		24 x 66"	UP80NRC2466A	<input type="checkbox"/> <input type="checkbox"/> <input type="checkbox"/> <input type="checkbox"/>	11.0#
		30 x 66"	UP80NRC3066A	<input type="checkbox"/> <input type="checkbox"/> <input type="checkbox"/> <input type="checkbox"/>	12.0#
		36 x 66"	UP80NRC3666A	<input type="checkbox"/> <input type="checkbox"/> <input type="checkbox"/> <input type="checkbox"/>	13.0#
		42 x 66"	UP80NRC4266A	<input type="checkbox"/> <input type="checkbox"/> <input type="checkbox"/> <input type="checkbox"/>	14.0#
		48 x 66"	UP80NRC4866A	<input type="checkbox"/> <input type="checkbox"/> <input type="checkbox"/> <input type="checkbox"/>	15.0#
		54 x 66"	UP80NRC5466A	<input type="checkbox"/> <input type="checkbox"/> <input type="checkbox"/> <input type="checkbox"/>	17.0#
		60 x 66"	UP80NRC6066A	<input type="checkbox"/> <input type="checkbox"/> <input type="checkbox"/> <input type="checkbox"/>	18.0#
P80U	<b>Fabric Tile - 72" H</b>	12 x 72"	UP80NRC1272A	<input type="checkbox"/> <input type="checkbox"/> <input type="checkbox"/> <input type="checkbox"/>	9.0#
		18 x 72"	UP80NRC1872A	<input type="checkbox"/> <input type="checkbox"/> <input type="checkbox"/> <input type="checkbox"/>	10.0#
		24 x 72"	UP80NRC2472A	<input type="checkbox"/> <input type="checkbox"/> <input type="checkbox"/> <input type="checkbox"/>	11.0#
		30 x 72"	UP80NRC3072A	<input type="checkbox"/> <input type="checkbox"/> <input type="checkbox"/> <input type="checkbox"/>	13.0#
		36 x 72"	UP80NRC3672A	<input type="checkbox"/> <input type="checkbox"/> <input type="checkbox"/> <input type="checkbox"/>	14.0#
		42 x 72"	UP80NRC4272A	<input type="checkbox"/> <input type="checkbox"/> <input type="checkbox"/> <input type="checkbox"/>	15.0#
		48 x 72"	UP80NRC4872A	<input type="checkbox"/> <input type="checkbox"/> <input type="checkbox"/> <input type="checkbox"/>	17.0#
		54 x 72"	UP80NRC5472A	<input type="checkbox"/> <input type="checkbox"/> <input type="checkbox"/> <input type="checkbox"/>	18.0#
P80U	<b>Fabric Tile - 78" H</b>	60 x 72"	UP80NRC6072A	<input type="checkbox"/> <input type="checkbox"/> <input type="checkbox"/> <input type="checkbox"/>	19.0#
		12 x 78"	UP80NRC1278A	<input type="checkbox"/> <input type="checkbox"/> <input type="checkbox"/> <input type="checkbox"/>	10.0#
		18 x 78"	UP80NRC1878A	<input type="checkbox"/> <input type="checkbox"/> <input type="checkbox"/> <input type="checkbox"/>	11.0#
		24 x 78"	UP80NRC2478A	<input type="checkbox"/> <input type="checkbox"/> <input type="checkbox"/> <input type="checkbox"/>	12.0#
		30 x 78"	UP80NRC3078A	<input type="checkbox"/> <input type="checkbox"/> <input type="checkbox"/> <input type="checkbox"/>	14.0#
		36 x 78"	UP80NRC3678A	<input type="checkbox"/> <input type="checkbox"/> <input type="checkbox"/> <input type="checkbox"/>	15.0#
		42 x 78"	UP80NRC4278A	<input type="checkbox"/> <input type="checkbox"/> <input type="checkbox"/> <input type="checkbox"/>	16.0#
		48 x 78"	UP80NRC4878A	<input type="checkbox"/> <input type="checkbox"/> <input type="checkbox"/> <input type="checkbox"/>	18.0#
		54 x 78"	UP80NRC5478A	<input type="checkbox"/> <input type="checkbox"/> <input type="checkbox"/> <input type="checkbox"/>	19.0#
		60 x 78"	UP80NRC6078A	<input type="checkbox"/> <input type="checkbox"/> <input type="checkbox"/> <input type="checkbox"/>	20.0#

**A**

**B**

## HOW TO ORDER

Indicate the following information on order form:

1. Quantity of each item.
2. Model number, including options. See "How To Build a Model Number".
3. Any special service required.

Note:

- The ☐ indicates that a choice is required.
- The absence of the ☐ indicates that no choice is required.
- Alpha-numeric characters in place of ☐ indicate that no other alternatives are available.

## HOW TO BUILD A MODEL NUMBER

- A** Select basic model.
- B** Select fabric color.  
Refer to the **KI Color Addendum** or **KI Fabrics & Finishes binder**  
Delivered pricing per tile.

## INFORMATION

**Fabric Disclaimer**  
Fabric will be applied as swatched by the fabric manufacturer. Fabric that is required to be applied differently than is swatched will need a Special Cost Request written specifying the direction the fabric is to be applied. The posted standard lead time will apply to the Special Cost Request.



# Build Your Own Tiles

Fabric Tile - Highly Acoustic (3/4" Thick)

Delivered Pricing Fabric Grade 1 & C.O.M.	Delivered Pricing Fabric Grade 2	Delivered Pricing Fabric Grade 3 & Pallas Vertical Fabric Grade PV	Delivered Pricing Pallas Vertical Fabric Grade PV1	Delivered Pricing Pallas Vertical Fabric Grade PV2
\$ 148	\$ 158	\$ 171	\$ 177	\$ 199
169	177	196	205	222
178	187	206	214	233
192	202	220	229	253
224	240	259	268	297
245	259	280	291	319
252	267	289	302	332
275	293	317	331	363
289	305	332	347	380
\$ 157	\$ 164	\$ 177	\$ 184	\$ 204
177	185	205	213	230
182	193	211	220	244
206	220	238	250	272
225	241	260	269	298
246	260	282	294	323
256	270	296	305	337
280	297	320	333	369
294	311	338	352	386
\$ 160	\$ 167	\$ 182	\$ 188	\$ 208
180	192	208	217	243
204	214	231	246	269
211	222	243	253	280
228	245	264	273	303
251	265	287	300	331
261	275	302	311	345
285	302	329	340	375
297	313	342	355	389

## SPECIAL SERVICES

### Special Carton Marking

With specially marked information N/C

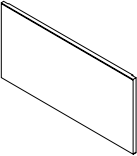
### Shipping

Shipped **k.d. freight prepaid f.o.b. Manitowoc, Wisconsin 54420** factory.  
Freight class #70.

Specifications and prices are subject to change without prior notice.

# Build Your Own Tiles

Solid Steel Tile

			MODEL NUMBER		Approx. Packaged Weight
			Basic Model	Paint Color	
  PSTL	<b>Solid Steel Tile - 12" H</b> <ul style="list-style-type: none"><li>• 22-gauge steel tile adhered to honey-comb core</li><li>• Four nylon hooks</li></ul>	12 x 12"	STS/1212	<input type="checkbox"/> <input type="checkbox"/>	2.0#
		18 x 12"	STS/1812	<input type="checkbox"/> <input type="checkbox"/>	3.0#
		24 x 12"	STS/2412	<input type="checkbox"/> <input type="checkbox"/>	4.0#
		30 x 12"	STS/3012	<input type="checkbox"/> <input type="checkbox"/>	5.0#
		36 x 12"	STS/3612	<input type="checkbox"/> <input type="checkbox"/>	5.0#
		42 x 12"	STS/4212	<input type="checkbox"/> <input type="checkbox"/>	6.0#
		48 x 12"	STS/4812	<input type="checkbox"/> <input type="checkbox"/>	7.0#
		54 x 12"	STS/5412	<input type="checkbox"/> <input type="checkbox"/>	8.0#
		60 x 12"	STS/6012	<input type="checkbox"/> <input type="checkbox"/>	9.0#
PSTL	<b>Solid Steel Tile - 18" H</b>	12 x 18"	STS/1218	<input type="checkbox"/> <input type="checkbox"/>	3.0#
		18 x 18"	STS/1818	<input type="checkbox"/> <input type="checkbox"/>	5.0#
		24 x 18"	STS/2418	<input type="checkbox"/> <input type="checkbox"/>	6.0#
		30 x 18"	STS/3018	<input type="checkbox"/> <input type="checkbox"/>	7.0#
		36 x 18"	STS/3618	<input type="checkbox"/> <input type="checkbox"/>	8.0#
		42 x 18"	STS/4218	<input type="checkbox"/> <input type="checkbox"/>	9.0#
		48 x 18"	STS/4818	<input type="checkbox"/> <input type="checkbox"/>	11.0#
		54 x 18"	STS/5418	<input type="checkbox"/> <input type="checkbox"/>	12.0#
		60 x 18"	STS/6018	<input type="checkbox"/> <input type="checkbox"/>	13.0#
PSTL	<b>Solid Steel Tile - 24" H</b>	12 x 24"	STS/1224	<input type="checkbox"/> <input type="checkbox"/>	4.0#
		18 x 24"	STS/1824	<input type="checkbox"/> <input type="checkbox"/>	5.0#
		24 x 24"	STS/2424	<input type="checkbox"/> <input type="checkbox"/>	7.0#
		30 x 24"	STS/3024	<input type="checkbox"/> <input type="checkbox"/>	9.0#
		36 x 24"	STS/3624	<input type="checkbox"/> <input type="checkbox"/>	10.0#
		42 x 24"	STS/4224	<input type="checkbox"/> <input type="checkbox"/>	12.0#
		48 x 24"	STS/4824	<input type="checkbox"/> <input type="checkbox"/>	14.0#
		54 x 24"	STS/5424	<input type="checkbox"/> <input type="checkbox"/>	15.0#
		60 x 24"	STS/6024	<input type="checkbox"/> <input type="checkbox"/>	17.0#

**A**

**B**

## HOW TO ORDER

Indicate the following information on order form:

1. Quantity of each item.
2. Model number, including options. See "How To Build a Model Number".
3. Any special service required.

Note:

- The ☐ indicates that a choice is required.
- The absence of the ☐ indicates that no choice is required.
- Alpha-numeric characters in place of ☐ indicate that no other alternatives are available.

## HOW TO BUILD A MODEL NUMBER

**A** Select basic model.

**B** Select paint color.  
Refer to the **KI Color Addendum** or **KI Fabrics & Finishes binder**



# Build Your Own Tiles

Solid Steel Tile

Delivered  
Pricing

\$ 45

49

53

54

63

67

68

83

84

\$ 50

53

66

68

77

84

85

90

93

\$ 55

75

82

84

99

104

105

144

146

## SPECIAL SERVICES

### Special Carton Marking

With specially marked information N/C

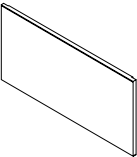
### Shipping

Shipped **k.d. freight prepaid f.o.b. Manitowoc, Wisconsin 54420** factory.  
Freight class #70.

Specifications and prices are subject to change without prior notice.

# Build Your Own Tiles

Solid Steel Tile

			MODEL NUMBER		Approx. Packaged Weight
			Basic Model	Paint Color	
  PSTL	<b>Solid Steel Tile - 30" H</b> <ul style="list-style-type: none"><li>• 22-gauge steel tile adhered to honey-comb</li><li>• Four nylon hooks</li></ul>	12 x 30"	STS/1230	<input type="checkbox"/> <input type="checkbox"/>	5.0#
		18 x 30"	STS/1830	<input type="checkbox"/> <input type="checkbox"/>	7.0#
		24 x 30"	STS/2430	<input type="checkbox"/> <input type="checkbox"/>	9.0#
		30 x 30"	STS/3030	<input type="checkbox"/> <input type="checkbox"/>	11.0#
		36 x 30"	STS/3630	<input type="checkbox"/> <input type="checkbox"/>	13.0#
		42 x 30"	STS/4230	<input type="checkbox"/> <input type="checkbox"/>	15.0#
		48 x 30"	STS/4830	<input type="checkbox"/> <input type="checkbox"/>	17.0#
		54 x 30"	STS/5430	<input type="checkbox"/> <input type="checkbox"/>	20.0#
		60 x 30"	STS/6030	<input type="checkbox"/> <input type="checkbox"/>	22.0#
PSTL	<b>Solid Steel Tile - 36" H</b>	12 x 36"	STS/1236	<input type="checkbox"/> <input type="checkbox"/>	5.0#
		18 x 36"	STS/1836	<input type="checkbox"/> <input type="checkbox"/>	7.0#
		24 x 36"	STS/2436	<input type="checkbox"/> <input type="checkbox"/>	10.0#
		30 x 36"	STS/3036	<input type="checkbox"/> <input type="checkbox"/>	12.0#
		36 x 36"	STS/3636	<input type="checkbox"/> <input type="checkbox"/>	14.0#
		42 x 36"	STS/4236	<input type="checkbox"/> <input type="checkbox"/>	16.0#
		48 x 36"	STS/4836	<input type="checkbox"/> <input type="checkbox"/>	18.0#
		54 x 36"	STS/5436	<input type="checkbox"/> <input type="checkbox"/>	20.0#
PSTL	<b>Solid Steel Tile - 42", 48", 54", 60", 66" H</b>	60 x 36"	STS/6036	<input type="checkbox"/> <input type="checkbox"/>	22.0#
		36 x 42"	STS/3642	<input type="checkbox"/> <input type="checkbox"/>	16.0#
		36 x 48"	STS/3648	<input type="checkbox"/> <input type="checkbox"/>	18.0#
		36 x 54"	STS/3654	<input type="checkbox"/> <input type="checkbox"/>	20.0#
		36 x 60"	STS/3660	<input type="checkbox"/> <input type="checkbox"/>	22.0#
		36 x 66"	STS/3666	<input type="checkbox"/> <input type="checkbox"/>	25.0#

A

B

## HOW TO ORDER

Indicate the following information on order form:

1. Quantity of each item.
2. Model number, including options. See "How To Build a Model Number".
3. Any special service required.

Note:

- The ☐ indicates that a choice is required.
- The absence of the ☐ indicates that no choice is required.
- Alpha-numeric characters in place of ☐ indicate that no other alternatives are available.

## HOW TO BUILD A MODEL NUMBER

- A

Select basic model.
- B

Select paint color.  
Refer to the **KI Color Addendum** or **KI Fabrics & Finishes binder**





# Build Your Own Tiles

Solid Steel Tile

Delivered Pricing	
\$	67
	75
	82
	90
	104
	146
	148
	156
	162
\$	83
	97
	117
	128
	149
	162
	164
	202
	211
\$	162
	164
	202
	211
	217

**SPECIAL SERVICES**

**Special Carton Marking**

With specially marked information      N/C

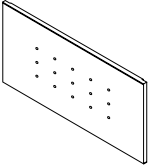
**Shipping**

Shipped **k.d. freight prepaid f.o.b. Manitowoc, Wisconsin 54420** factory.  
Freight class #70.

Specifications and prices are subject to change without prior notice.

# Build Your Own Tiles

Dimpled Steel Tile

			MODEL NUMBER		Approx. Packaged Weight
			Basic Model	Paint Color	
  PSTL	<b>Dimpled Steel Tile - 30" H</b> <ul style="list-style-type: none"><li>• 22-gauge steel tile adhered to honey-comb core</li><li>• Includes four mounting hooks</li></ul>	12 x 12"	STD/1212	<input type="checkbox"/> <input type="checkbox"/>	2.0#
		18 x 12"	STD/1812	<input type="checkbox"/> <input type="checkbox"/>	3.0#
		24 x 12"	STD/2412	<input type="checkbox"/> <input type="checkbox"/>	4.0#
		30 x 12"	STD/3012	<input type="checkbox"/> <input type="checkbox"/>	5.0#
		36 x 12"	STD/3612	<input type="checkbox"/> <input type="checkbox"/>	5.0#
		42 x 12"	STD/4212	<input type="checkbox"/> <input type="checkbox"/>	6.0#
		48 x 12"	STD/4812	<input type="checkbox"/> <input type="checkbox"/>	7.0#
		54 x 12"	STD/5412	<input type="checkbox"/> <input type="checkbox"/>	8.0#
		60 x 12"	STD/6012	<input type="checkbox"/> <input type="checkbox"/>	9.0#
PSTL	<b>Dimpled Steel Tile - 18" H</b>	12 x 18"	STD/1218	<input type="checkbox"/> <input type="checkbox"/>	2.0#
		18 x 18"	STD/1818	<input type="checkbox"/> <input type="checkbox"/>	2.0#
		24 x 18"	STD/2418	<input type="checkbox"/> <input type="checkbox"/>	2.0#
		30 x 18"	STD/3018	<input type="checkbox"/> <input type="checkbox"/>	2.0#
		36 x 18"	STD/3618	<input type="checkbox"/> <input type="checkbox"/>	2.0#
		42 x 18"	STD/4218	<input type="checkbox"/> <input type="checkbox"/>	2.0#
		48 x 18"	STD/4818	<input type="checkbox"/> <input type="checkbox"/>	2.0#
		54 x 18"	STD/5418	<input type="checkbox"/> <input type="checkbox"/>	2.0#
		60 x 18"	STD/6018	<input type="checkbox"/> <input type="checkbox"/>	8.0#
PSTL	<b>Dimpled Steel Tile - 24" H</b>	12 x 24"	STD/1224	<input type="checkbox"/> <input type="checkbox"/>	4.0#
		18 x 24"	STD/1824	<input type="checkbox"/> <input type="checkbox"/>	5.0#
		24 x 24"	STD/2424	<input type="checkbox"/> <input type="checkbox"/>	7.0#
		30 x 24"	STD/3024	<input type="checkbox"/> <input type="checkbox"/>	9.0#
		36 x 24"	STD/3624	<input type="checkbox"/> <input type="checkbox"/>	10.0#
		42 x 24"	STD/4224	<input type="checkbox"/> <input type="checkbox"/>	12.0#
		48 x 24"	STD/4824	<input type="checkbox"/> <input type="checkbox"/>	14.0#
		54 x 24"	STD/5424	<input type="checkbox"/> <input type="checkbox"/>	15.0#
		60 x 24"	STD/6024	<input type="checkbox"/> <input type="checkbox"/>	17.0#

**A**

**B**

## HOW TO ORDER

Indicate the following information on order form:

1. Quantity of each item.
2. Model number, including options. See "How To Build a Model Number".
3. Any special service required.

Note:

- The ☐ indicates that a choice is required.
- The absence of the ☐ indicates that no choice is required.
- Alpha-numeric characters in place of ☐ indicate that no other alternatives are available.

## HOW TO BUILD A MODEL NUMBER

- A** Select basic model.
- B** Select paint color.  
Refer to the **KI Color Addendum** or **KI Fabrics & Finishes binder**



# Build Your Own Tiles

Dimpled Steel Tile

Delivered Pricing	
\$	46
	53
	55
	58
	67
	69
	71
	87
	89
\$	54
	55
	68
	71
	82
	89
	90
	94
	97
\$	59
	77
	85
	89
	104
	109
	111
	156
	157

**SPECIAL SERVICES**

**Special Carton Marking**

With specially marked information      N/C

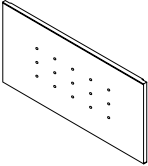
**Shipping**

Shipped **k.d. freight prepaid f.o.b. Manitowoc, Wisconsin 54420** factory.  
Freight class #70.

Specifications and prices are subject to change without prior notice.

# Build Your Own Tiles

Dimpled Steel Tile

			MODEL NUMBER		Approx. Packaged Weight
			Basic Model	Paint Color	
  PSTL	<b>Dimpled Steel Tile - 30" H</b> <ul style="list-style-type: none"><li>• 22-gauge steel tile adhered to honey-comb</li><li>• Includes four mounting hooks</li></ul>	12 x 30"	STD/1230	<input type="checkbox"/> <input type="checkbox"/>	2.0#
		18 x 30"	STD/1830	<input type="checkbox"/> <input type="checkbox"/>	2.0#
		24 x 30"	STD/2430	<input type="checkbox"/> <input type="checkbox"/>	2.0#
		30 x 30"	STD/3030	<input type="checkbox"/> <input type="checkbox"/>	2.0#
		36 x 30"	STD/3630	<input type="checkbox"/> <input type="checkbox"/>	2.0#
		42 x 30"	STD/4230	<input type="checkbox"/> <input type="checkbox"/>	2.0#
		48 x 30"	STD/4830	<input type="checkbox"/> <input type="checkbox"/>	2.0#
		54 x 30"	STD/5430	<input type="checkbox"/> <input type="checkbox"/>	2.0#
		60 x 30"	STD/6030	<input type="checkbox"/> <input type="checkbox"/>	2.0#
PSTL	<b>Dimpled Steel Tile - 36" H</b>	12 x 36"	STD/1236	<input type="checkbox"/> <input type="checkbox"/>	5.0#
		18 x 36"	STD/1836	<input type="checkbox"/> <input type="checkbox"/>	7.0#
		24 x 36"	STD/2436	<input type="checkbox"/> <input type="checkbox"/>	10.0#
		30 x 36"	STD/3036	<input type="checkbox"/> <input type="checkbox"/>	12.0#
		36 x 36"	STD/3636	<input type="checkbox"/> <input type="checkbox"/>	14.0#
		42 x 36"	STD/4236	<input type="checkbox"/> <input type="checkbox"/>	16.0#
		48 x 36"	STD/4836	<input type="checkbox"/> <input type="checkbox"/>	18.0#
		54 x 36"	STD/5436	<input type="checkbox"/> <input type="checkbox"/>	20.0#
PSTL	<b>Dimpled Steel Tile - 42", 48", 54", 60", 66"H</b>	60 x 36"	STD/6036	<input type="checkbox"/> <input type="checkbox"/>	22.0#
		36 x 42"	STD/3642	<input type="checkbox"/> <input type="checkbox"/>	16.0#
		36 x 48"	STD/3648	<input type="checkbox"/> <input type="checkbox"/>	18.0#
		36 x 54"	STD/3654	<input type="checkbox"/> <input type="checkbox"/>	20.0#
		36 x 60"	STD/3660	<input type="checkbox"/> <input type="checkbox"/>	22.0#
		36 x 66"	STD/3666	<input type="checkbox"/> <input type="checkbox"/>	22.0#

**A**

**B**

## HOW TO ORDER

Indicate the following information on order form:

1. Quantity of each item.
2. Model number, including options. See "How To Build a Model Number".
3. Any special service required.

Note:

- The ☐ indicates that a choice is required.
- The absence of the ☐ indicates that no choice is required.
- Alpha-numeric characters in place of ☐ indicate that no other alternatives are available.

## HOW TO BUILD A MODEL NUMBER

- A** Select basic model.
- B** Select paint color.  
Refer to the **KI Color Addendum** or **KI Fabrics & Finishes binder**



# Build Your Own Tiles

Dimpled Steel Tile

Delivered Pricing	
\$	69
	77
	85
	94
	109
	157
	158
	162
	168
\$	84
	99
	118
	129
	151
	163
	166
	203
	212
\$	163
	166
	203
	212
	219

**SPECIAL SERVICES**

**Special Carton Marking**

With specially marked information      N/C


**Shipping**

Shipped **k.d. freight prepaid f.o.b. Manitowoc, Wisconsin 54420** factory.  
Freight class #70.

Specifications and prices are subject to change without prior notice.

# Build Your Own Tiles

Perforated Steel Tile

		MODEL NUMBER		Approx. Packaged Weight
		Basic Model	Paint Color	
MODEL	W x H			
 PSTP	<b>Perforated Steel Tile - 12" H - Set of (2) Tiles</b>	12 x 12"	PSTP/SET/STP1212	<input type="checkbox"/> <input type="checkbox"/> 5.0#
		18 x 12"	PSTP/SET/STP1812	<input type="checkbox"/> <input type="checkbox"/> 3.0#
	<ul style="list-style-type: none"><li>• 20-gauge steel tile</li><li>• 3/32" dia. holes</li><li>• 5/32" staggered centers</li><li>• Perforated on front and four edges</li><li>• Includes 8 mounting hooks</li><li>• Set of 2 tiles</li></ul>	24 x 12"	PSTP/SET/STP2412	<input type="checkbox"/> <input type="checkbox"/> 4.0#
		30 x 12"	PSTP/SET/STP3012	<input type="checkbox"/> <input type="checkbox"/> 5.0#
		36 x 12"	PSTP/SET/STP3612	<input type="checkbox"/> <input type="checkbox"/> 6.0#
		42 x 12"	PSTP/SET/STP4212	<input type="checkbox"/> <input type="checkbox"/> 7.0#
		48 x 12"	PSTP/SET/STP4812	<input type="checkbox"/> <input type="checkbox"/> 8.0#
		54 x 12"	PSTP/SET/STP5412	<input type="checkbox"/> <input type="checkbox"/> 9.0#
		60 x 12"	PSTP/SET/STP6012	<input type="checkbox"/> <input type="checkbox"/> 10.0#
PSTP	<b>Perforated Steel Tile - 18" H - Set of (2) Tiles</b>	12 x 18"	PSTP/SET/STP1218	<input type="checkbox"/> <input type="checkbox"/> 3.0#
		18 x 18"	PSTP/SET/STP1818	<input type="checkbox"/> <input type="checkbox"/> 5.0#
		24 x 18"	PSTP/SET/STP2418	<input type="checkbox"/> <input type="checkbox"/> 6.0#
		30 x 18"	PSTP/SET/STP3018	<input type="checkbox"/> <input type="checkbox"/> 7.0#
		36 x 18"	PSTP/SET/STP3618	<input type="checkbox"/> <input type="checkbox"/> 8.0#
		42 x 18"	PSTP/SET/STP4218	<input type="checkbox"/> <input type="checkbox"/> 10.0#
		48 x 18"	PSTP/SET/STP4818	<input type="checkbox"/> <input type="checkbox"/> 11.0#
		54 x 18"	PSTP/SET/STP5418	<input type="checkbox"/> <input type="checkbox"/> 12.0#
		60 x 18"	PSTP/SET/STP6018	<input type="checkbox"/> <input type="checkbox"/> 14.0#
PSTP	<b>Perforated Steel Tile - 24" H - Set of (2) Tiles</b>	12 x 24"	PSTP/SET/STP1224	<input type="checkbox"/> <input type="checkbox"/> 4.0#
		18 x 24"	PSTP/SET/STP1824	<input type="checkbox"/> <input type="checkbox"/> 6.0#
		24 x 24"	PSTP/SET/STP2424	<input type="checkbox"/> <input type="checkbox"/> 7.0#
		30 x 24"	PSTP/SET/STP3024	<input type="checkbox"/> <input type="checkbox"/> 9.0#
		36 x 24"	PSTP/SET/STP3624	<input type="checkbox"/> <input type="checkbox"/> 11.0#
		42 x 24"	PSTP/SET/STP4224	<input type="checkbox"/> <input type="checkbox"/> 13.0#
		48 x 24"	PSTP/SET/STP4824	<input type="checkbox"/> <input type="checkbox"/> 14.0#
		54 x 24"	PSTP/SET/STP5424	<input type="checkbox"/> <input type="checkbox"/> 16.0#
		60 x 24"	PSTP/SET/STP6024	<input type="checkbox"/> <input type="checkbox"/> 18.0#

**A** **B**

## HOW TO ORDER

Indicate the following information on order form:

1. Quantity of each item.
2. Model number, including options. See "How To Build a Model Number".
3. Any special service required.

Note:

- The ☐ indicates that a choice is required.
- The absence of the ☐ indicates that no choice is required.
- Alpha-numeric characters in place of ☐ indicate that no other alternatives are available.

## HOW TO BUILD A MODEL NUMBER

**A** Select basic model.

**B** Select paint color.  
Refer to the **KI Color Addendum** or **KI Fabrics & Finishes binder**



# Build Your Own Tiles

Perforated Steel Tile

Delivered Pricing	
\$	93
	108
	121
	136
	163
	168
	178
	253
	261
\$	108
	128
	160
	163
	205
	219
	228
	334
	337
\$	143
	199
	233
	241
	330
	332
	337
	560
	570

**SPECIAL SERVICES**

**Special Carton Marking**

With specially marked information      N/C


**Shipping**

Shipped **k.d. freight prepaid f.o.b. Manitowoc, Wisconsin 54420** factory.  
Freight class #70.

Specifications and prices are subject to change without prior notice.

# Build Your Own Tiles

Perforated Steel Tile

			MODEL NUMBER		Approx. Packaged Weight
			Basic Model	Paint Color	
MODEL	W x H				
 PSTP	<b>Perforated Steel Tile - 30" H - Set of (2) Tiles</b> <ul style="list-style-type: none"><li>• 20-gauge steel tile</li><li>• 3/32" dia. holes</li><li>• 5/32" staggered centers</li><li>• Perforated on front and four edges</li><li>• Includes 8 mounting hooks</li><li>• Set of 2 tiles</li></ul>	12 x 30"	PSTP/SET/STP1230	<input type="checkbox"/>	5.0#
		18 x 30"	PSTP/SET/STP1830	<input type="checkbox"/>	7.0#
		24 x 30"	PSTP/SET/STP2430	<input type="checkbox"/>	9.0#
		30 x 30"	PSTP/SET/STP3030	<input type="checkbox"/>	11.0#
		36 x 30"	PSTP/SET/STP3630	<input type="checkbox"/>	13.0#
		42 x 30"	PSTP/SET/STP4230	<input type="checkbox"/>	15.0#
		48 x 30"	PSTP/SET/STP4830	<input type="checkbox"/>	17.0#
		54 x 30"	PSTP/SET/STP5430	<input type="checkbox"/>	20.0#
		60 x 30"	PSTP/SET/STP6030	<input type="checkbox"/>	22.0#
PSTP	<b>Perforated Steel Tile - 36" H - Set of (2) Tiles</b>	12 x 36"	PSTP/SET/STP1236	<input type="checkbox"/>	5.0#
		18 x 36"	PSTP/SET/STP1836	<input type="checkbox"/>	5.0#
		24 x 36"	PSTP/SET/STP2436	<input type="checkbox"/>	5.0#
		30 x 36"	PSTP/SET/STP3036	<input type="checkbox"/>	5.0#
		36 x 36"	PSTP/SET/STP3636	<input type="checkbox"/>	5.0#
		42 x 36"	PSTP/SET/STP4236	<input type="checkbox"/>	5.0#
		48 x 36"	PSTP/SET/STP4836	<input type="checkbox"/>	5.0#
		54 x 36"	PSTP/SET/STP5436	<input type="checkbox"/>	5.0#
PSTP	<b>Perforated Steel Tile - 42", 48", 54", 60", 66"H - Set of (2) Tiles</b>	60 x 36"	PSTP/SET/STP6036	<input type="checkbox"/>	5.0#
		36 x 42"	PSTP/SET/STP3642	<input type="checkbox"/>	5.0#
		36 x 48"	PSTP/SET/STP3648	<input type="checkbox"/>	5.0#
		36 x 54"	PSTP/SET/STP3654	<input type="checkbox"/>	5.0#
		36 x 60"	PSTP/SET/STP3660	<input type="checkbox"/>	5.0#
		36 x 66"	PSTP/SET/STP3666	<input type="checkbox"/>	5.0#

**A**

**B**

## HOW TO ORDER

Indicate the following information on order form:

1. Quantity of each item.
2. Model number, including options. See "How To Build a Model Number".
3. Any special service required.

Note:

- The ☐ indicates that a choice is required.
- The absence of the ☐ indicates that no choice is required.
- Alpha-numeric characters in place of ☐ indicate that no other alternatives are available.

## HOW TO BUILD A MODEL NUMBER

- A** Select basic model.
- B** Select paint color.  
Refer to the **KI Color Addendum** or **KI Fabrics & Finishes binder**





# Build Your Own Tiles

Perforated Steel Tile

Delivered Pricing	
\$	160
	201
	233
	254
	332
	337
	342
	570
	573
\$	182
	222
	256
	280
	346
	353
	354
	575
	588
\$	353
	354
	575
	588
	614

**SPECIAL SERVICES**

**Special Carton Marking**

With specially marked information      N/C

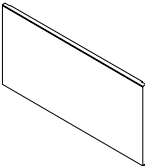
**Shipping**

Shipped **k.d. freight prepaid f.o.b. Manitowoc, Wisconsin 54420** factory.  
Freight class #70.

Specifications and prices are subject to change without prior notice.

# Build Your Own Tiles

Steel Marker Tile

			MODEL NUMBER	
			Basic Model	
MODEL		W x H		Approx. Packaged Weight
  PSTL	<b>Steel Marker Tile - 12" H</b>	12 x 12"	STM/1212	2.0#
	<ul style="list-style-type: none"><li>Constructed of 22-gauge solid steel tile</li><li>Honeycomb core adhered to back of tile to dampen sound</li><li>Magnetic tray sold separately. Does not include markers or eraser</li><li>For best results use alcohol base markers</li><li>Includes four mounting hooks</li></ul>	18 x 12"	STM/1812	3.0#
		24 x 12"	STM/2412	4.0#
		30 x 12"	STM/3012	5.0#
		36 x 12"	STM/3612	6.0#
		42 x 12"	STM/4212	7.0#
		48 x 12"	STM/4812	8.0#
		54 x 12"	STM/5412	9.0#
		60 x 12"	STM/6012	10.0#
PSTL	<b>Steel Marker Tile - 18" H</b>	12 x 18"	STM/1218	3.0#
	18 x 18"	STM/1818	5.0#	
	24 x 18"	STM/2418	6.0#	
	30 x 18"	STM/3018	7.0#	
	36 x 18"	STM/3618	8.0#	
	42 x 18"	STM/4218	10.0#	
	48 x 18"	STM/4818	11.0#	
	54 x 18"	STM/5418	12.0#	
60 x 18"	STM/6018	14.0#		
PSTL	<b>Steel Marker Tile - 24" H</b>	12 x 24"	STM/1224	4.0#
	18 x 24"	STM/1824	6.0#	
	24 x 24"	STM/2424	7.0#	
	30 x 24"	STM/3024	9.0#	
	36 x 24"	STM/3624	11.0#	
	42 x 24"	STM/4224	13.0#	
	48 x 24"	STM/4824	14.0#	
	54 x 24"	STM/5424	16.0#	
60 x 24"	STM/6024	18.0#		

A

## HOW TO ORDER

Indicate the following information on order form:

- Quantity of each item.
- Model number, including options. See "How To Build a Model Number".
- Any special service required.

Note:

- The ☐ indicates that a choice is required.
- The absence of the ☐ indicates that no choice is required.
- Alpha-numeric characters in place of ☐ indicate that no other alternatives are available.

## HOW TO BUILD A MODEL NUMBER

A Select basic model.



# Build Your Own Tiles

Steel Marker Tile

Delivered Pricing	
\$	67
	75
	81
	84
	97
	99
	100
	137
	140
\$	75
	83
	94
	96
	118
	119
	119
	168
	173
\$	90
	111
	128
	129
	167
	169
	173
	268
	275

**SPECIAL SERVICES**

**Special Carton Marking**

With specially marked information      N/C

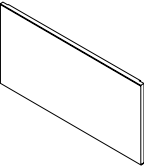

**Shipping**

Shipped **k.d. freight prepaid f.o.b. Manitowoc, Wisconsin 54420** factory.  
Freight class #70.

Specifications and prices are subject to change without prior notice.

# Build Your Own Tiles

Steel Marker Tile

			MODEL NUMBER	Approx. Packaged Weight
			Basic Model	
  PSTL	<b>Steel Marker Tile - 30" H</b> <ul style="list-style-type: none"><li>Constructed of 22-gauge solid steel tile</li><li>Honeycomb core adhered to back of tile to dampen sound</li><li>Magnetic tray sold separately. Does not include markers or eraser</li><li>For best results use alcohol base markers</li><li>Includes four mounting hooks</li></ul>	12 x 30"	STM/1230	5.0#
		18 x 30"	STM/1830	7.0#
		24 x 30"	STM/2430	9.0#
		30 x 30"	STM/3030	11.0#
		36 x 30"	STM/3630	13.0#
		42 x 30"	STM/4230	15.0#
		48 x 30"	STM/4830	17.0#
		54 x 30"	STM/5430	20.0#
		60 x 30"	STM/6030	21.0#
PSTL	<b>Steel Marker Tile - 36" H</b>	12 x 36"	STM/1236	5.0#
		18 x 36"	STM/1836	8.0#
		24 x 36"	STM/2436	10.0#
		30 x 36"	STM/3036	12.0#
		36 x 36"	STM/3636	14.0#
		42 x 36"	STM/4236	16.0#
		48 x 36"	STM/4836	18.0#
		54 x 36"	STM/5436	21.0#
PSTL	<b>Steel Marker Tile - 42,48,54,60,66" H</b>	36 x 42"	STM/3642	16.0#
		36 x 48"	STM/3648	18.0#
		36 x 54"	STM/3654	21.0#
		36 x 60"	STM/3660	24.0#
		36 x 66"	STM/3666	26.0#
  HRDPT	<b>Magnetic Tray</b> <ul style="list-style-type: none"><li>Constructed of aluminum with magnetic back</li></ul>	16 x 2-1/2"	MB.TRAY	1.0#
HRDPT	<b>Marker Kit</b> <ul style="list-style-type: none"><li>Magnetic Tray</li><li>Dry Eraser</li><li>Four dry erase pens (alcohol based)</li></ul>		MB.MARKERKIT	1.0#

A

## HOW TO ORDER

Indicate the following information on order form:

- Quantity of each item.
- Model number, including options. See "How To Build a Model Number".
- Any special service required.

Note:

- The ☐ indicates that a choice is required.
- The absence of the ☐ indicates that no choice is required.
- Alpha-numeric characters in place of ☐ indicate that no other alternatives are available.

## HOW TO BUILD A MODEL NUMBER

A Select basic model.



# Build Your Own Tiles

Steel Marker Tile

Delivered Pricing	
\$	94
	112
	129
	136
	169
	177
	178
	280
	291
\$	94
	115
	130
	139
	177
	178
	192
	296
	304
\$	178
	192
	296
	304
	309
\$	37
\$	89

**SPECIAL SERVICES**

**Special Carton Marking**

With specially marked information      N/C

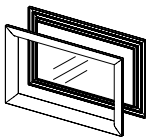
**Shipping**

Shipped **k.d. freight prepaid f.o.b. Manitowoc, Wisconsin 54420** factory.  
Freight class #70.

Specifications and prices are subject to change without prior notice.

# Build Your Own Tiles

Glass Tile

			MODEL NUMBER			Approx. Packaged Weight
MODEL	W x H	Basic Model	Glass Finish	Paint Color		
	<b>Glass Tile - 12" H</b> <ul style="list-style-type: none"><li>• Single pane, 1/4" thick glass</li><li>• Set of two powder-coated aluminum window frames</li><li>• 16 nylon hooks</li></ul>	12 x 12"	PGT1212	<input type="checkbox"/> <input type="checkbox"/> <input type="checkbox"/>	<input type="checkbox"/> <input type="checkbox"/>	5.0#
		18 x 12"	PGT1812	<input type="checkbox"/> <input type="checkbox"/> <input type="checkbox"/>	<input type="checkbox"/> <input type="checkbox"/>	7.0#
		24 x 12"	PGT2412	<input type="checkbox"/> <input type="checkbox"/> <input type="checkbox"/>	<input type="checkbox"/> <input type="checkbox"/>	10.0#
		30 x 12"	PGT3012	<input type="checkbox"/> <input type="checkbox"/> <input type="checkbox"/>	<input type="checkbox"/> <input type="checkbox"/>	12.0#
		36 x 12"	PGT3612	<input type="checkbox"/> <input type="checkbox"/> <input type="checkbox"/>	<input type="checkbox"/> <input type="checkbox"/>	14.0#
		42 x 12"	PGT4212	<input type="checkbox"/> <input type="checkbox"/> <input type="checkbox"/>	<input type="checkbox"/> <input type="checkbox"/>	16.0#
		48 x 12"	PGT4812	<input type="checkbox"/> <input type="checkbox"/> <input type="checkbox"/>	<input type="checkbox"/> <input type="checkbox"/>	18.0#
		PGT				
PGT	<b>Glass Tile - 18" H</b>	12 x 18"	PGT1218	<input type="checkbox"/> <input type="checkbox"/> <input type="checkbox"/>	<input type="checkbox"/> <input type="checkbox"/>	7.0#
		18 x 18"	PGT1818	<input type="checkbox"/> <input type="checkbox"/> <input type="checkbox"/>	<input type="checkbox"/> <input type="checkbox"/>	10.0#
		24 x 18"	PGT2418	<input type="checkbox"/> <input type="checkbox"/> <input type="checkbox"/>	<input type="checkbox"/> <input type="checkbox"/>	13.0#
		30 x 18"	PGT3018	<input type="checkbox"/> <input type="checkbox"/> <input type="checkbox"/>	<input type="checkbox"/> <input type="checkbox"/>	16.0#
		36 x 18"	PGT3618	<input type="checkbox"/> <input type="checkbox"/> <input type="checkbox"/>	<input type="checkbox"/> <input type="checkbox"/>	19.0#
		42 x 18"	PGT4218	<input type="checkbox"/> <input type="checkbox"/> <input type="checkbox"/>	<input type="checkbox"/> <input type="checkbox"/>	21.0#
		48 x 18"	PGT4818	<input type="checkbox"/> <input type="checkbox"/> <input type="checkbox"/>	<input type="checkbox"/> <input type="checkbox"/>	24.0#
PGT	<b>Glass Tile - 24" H</b>	12 x 24"	PGT1224	<input type="checkbox"/> <input type="checkbox"/> <input type="checkbox"/>	<input type="checkbox"/> <input type="checkbox"/>	10.0#
		18 x 24"	PGT1824	<input type="checkbox"/> <input type="checkbox"/> <input type="checkbox"/>	<input type="checkbox"/> <input type="checkbox"/>	13.0#
		24 x 24"	PGT2424	<input type="checkbox"/> <input type="checkbox"/> <input type="checkbox"/>	<input type="checkbox"/> <input type="checkbox"/>	17.0#
		30 x 24"	PGT3024	<input type="checkbox"/> <input type="checkbox"/> <input type="checkbox"/>	<input type="checkbox"/> <input type="checkbox"/>	20.0#
		36 x 24"	PGT3624	<input type="checkbox"/> <input type="checkbox"/> <input type="checkbox"/>	<input type="checkbox"/> <input type="checkbox"/>	24.0#
		42 x 24"	PGT4224	<input type="checkbox"/> <input type="checkbox"/> <input type="checkbox"/>	<input type="checkbox"/> <input type="checkbox"/>	27.0#
		48 x 24"	PGT4824	<input type="checkbox"/> <input type="checkbox"/> <input type="checkbox"/>	<input type="checkbox"/> <input type="checkbox"/>	31.0#
PGT	<b>Glass Tile - 30" H</b>	12 x 30"	PGT1230	<input type="checkbox"/> <input type="checkbox"/> <input type="checkbox"/>	<input type="checkbox"/> <input type="checkbox"/>	12.0#
		18 x 30"	PGT1830	<input type="checkbox"/> <input type="checkbox"/> <input type="checkbox"/>	<input type="checkbox"/> <input type="checkbox"/>	16.0#
		24 x 30"	PGT2430	<input type="checkbox"/> <input type="checkbox"/> <input type="checkbox"/>	<input type="checkbox"/> <input type="checkbox"/>	20.0#
		30 x 30"	PGT3030	<input type="checkbox"/> <input type="checkbox"/> <input type="checkbox"/>	<input type="checkbox"/> <input type="checkbox"/>	25.0#
		36 x 30"	PGT3630	<input type="checkbox"/> <input type="checkbox"/> <input type="checkbox"/>	<input type="checkbox"/> <input type="checkbox"/>	28.0#
		42 x 30"	PGT4230	<input type="checkbox"/> <input type="checkbox"/> <input type="checkbox"/>	<input type="checkbox"/> <input type="checkbox"/>	33.0#
		48 x 30"	PGT4830	<input type="checkbox"/> <input type="checkbox"/> <input type="checkbox"/>	<input type="checkbox"/> <input type="checkbox"/>	37.0#

**A**      **B**      **C**

## HOW TO ORDER

Indicate the following information on order form:

1. Quantity of each item.
2. Model number, including options. See "How To Build a Model Number".
3. Any special service required.

Note:

- The ☐ indicates that a choice is required.
- The absence of the ☐ indicates that no choice is required.
- Alpha-numeric characters in place of ☐ indicate that no other alternatives are available.

## HOW TO BUILD A MODEL NUMBER

- A** Select basic model.
- B** Select glass finish.
- |            |                  |
|------------|------------------|
| <b>GLA</b> | - Clear          |
| <b>BRZ</b> | - Tinted/Bronze  |
| <b>GLC</b> | - White Laminate |
- C** Select paint color.  
Refer to the **KI Color Addendum** or **KI Fabrics & Finishes binder**.  
Metallic paint requires upcharge.



# Build Your Own Tiles

Glass Tile

Clear (C)	Tinted/Bronze (T)	White Laminate (W)	Metallic Paint add to list price
\$ 281	\$ 296	\$ 365	\$ 9
300	313	388	11
311	329	405	12
346	363	449	12
383	400	497	15
425	447	553	16
430	453	559	24
\$ 300	\$ 313	\$ 388	\$ 11
317	334	413	11
336	352	436	12
375	391	485	15
412	432	533	16
456	478	594	18
469	491	609	25
\$ 310	\$ 329	\$ 405	\$ 12
336	352	436	12
353	373	460	15
394	416	514	16
436	459	564	18
484	511	631	19
496	522	646	27
\$ 331	\$ 347	\$ 430	\$ 12
353	373	460	15
377	396	488	16
425	447	553	18
470	492	610	19
520	548	676	24
534	560	693	28

## SPECIAL SERVICES

### Special Carton Marking

With specially marked information N/C

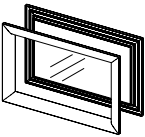
### Shipping

Shipped **k.d. freight prepaid f.o.b. Manitowoc, Wisconsin 54420** factory.  
Freight class #70.

Specifications and prices are subject to change without prior notice.

# Build Your Own Tiles

Glass Tile

			MODEL NUMBER			Approx. Packaged Weight
			Basic Model	Glass Finish	Paint Color	
	<b>Glass Tile - 36" H</b> <ul style="list-style-type: none"><li>• Single pane, 1/4" thick glass</li><li>• Set of two powder-coated aluminum window frames</li><li>• 16 nylon hooks</li></ul>	12 x 36"	PGT1236	<input type="checkbox"/> <input type="checkbox"/> <input type="checkbox"/>	<input type="checkbox"/> <input type="checkbox"/>	14.0#
		18 x 36"	PGT1836	<input type="checkbox"/> <input type="checkbox"/> <input type="checkbox"/>	<input type="checkbox"/> <input type="checkbox"/>	19.0#
		24 x 36"	PGT2436	<input type="checkbox"/> <input type="checkbox"/> <input type="checkbox"/>	<input type="checkbox"/> <input type="checkbox"/>	24.0#
		30 x 36"	PGT3036	<input type="checkbox"/> <input type="checkbox"/> <input type="checkbox"/>	<input type="checkbox"/> <input type="checkbox"/>	28.0#
		36 x 36"	PGT3636	<input type="checkbox"/> <input type="checkbox"/> <input type="checkbox"/>	<input type="checkbox"/> <input type="checkbox"/>	33.0#
		42 x 36"	PGT4236	<input type="checkbox"/> <input type="checkbox"/> <input type="checkbox"/>	<input type="checkbox"/> <input type="checkbox"/>	38.0#
		48 x 36"	PGT4836	<input type="checkbox"/> <input type="checkbox"/> <input type="checkbox"/>	<input type="checkbox"/> <input type="checkbox"/>	43.0#
		PGT				
PGT	<b>Glass Tile - 42" H</b>	12 x 42"	PGT1242	<input type="checkbox"/> <input type="checkbox"/> <input type="checkbox"/>	<input type="checkbox"/> <input type="checkbox"/>	16.0#
		18 x 42"	PGT1842	<input type="checkbox"/> <input type="checkbox"/> <input type="checkbox"/>	<input type="checkbox"/> <input type="checkbox"/>	21.0#
		24 x 42"	PGT2442	<input type="checkbox"/> <input type="checkbox"/> <input type="checkbox"/>	<input type="checkbox"/> <input type="checkbox"/>	27.0#
		30 x 42"	PGT3042	<input type="checkbox"/> <input type="checkbox"/> <input type="checkbox"/>	<input type="checkbox"/> <input type="checkbox"/>	33.0#
		36 x 42"	PGT3642	<input type="checkbox"/> <input type="checkbox"/> <input type="checkbox"/>	<input type="checkbox"/> <input type="checkbox"/>	38.0#
		42 x 42"	PGT4242	<input type="checkbox"/> <input type="checkbox"/> <input type="checkbox"/>	<input type="checkbox"/> <input type="checkbox"/>	44.0#
		48 x 42"	PGT4842	<input type="checkbox"/> <input type="checkbox"/> <input type="checkbox"/>	<input type="checkbox"/> <input type="checkbox"/>	50.0#
PGT	<b>Glass Tile - 48" H</b>	12 x 48"	PGT1248	<input type="checkbox"/> <input type="checkbox"/> <input type="checkbox"/>	<input type="checkbox"/> <input type="checkbox"/>	18.0#
		18 x 48"	PGT1848	<input type="checkbox"/> <input type="checkbox"/> <input type="checkbox"/>	<input type="checkbox"/> <input type="checkbox"/>	24.0#
		24 x 48"	PGT2448	<input type="checkbox"/> <input type="checkbox"/> <input type="checkbox"/>	<input type="checkbox"/> <input type="checkbox"/>	31.0#
		30 x 48"	PGT3048	<input type="checkbox"/> <input type="checkbox"/> <input type="checkbox"/>	<input type="checkbox"/> <input type="checkbox"/>	37.0#
		36 x 48"	PGT3648	<input type="checkbox"/> <input type="checkbox"/> <input type="checkbox"/>	<input type="checkbox"/> <input type="checkbox"/>	43.0#
		42 x 48"	PGT4248	<input type="checkbox"/> <input type="checkbox"/> <input type="checkbox"/>	<input type="checkbox"/> <input type="checkbox"/>	50.0#
		48 x 48"	PGT4848	<input type="checkbox"/> <input type="checkbox"/> <input type="checkbox"/>	<input type="checkbox"/> <input type="checkbox"/>	56.0#
PGT	<b>Glass Tile - 54" H</b>	12 x 54"	PGT1254	<input type="checkbox"/> <input type="checkbox"/> <input type="checkbox"/>	<input type="checkbox"/> <input type="checkbox"/>	20.0#
		18 x 54"	PGT1854	<input type="checkbox"/> <input type="checkbox"/> <input type="checkbox"/>	<input type="checkbox"/> <input type="checkbox"/>	27.0#
		24 x 54"	PGT2454	<input type="checkbox"/> <input type="checkbox"/> <input type="checkbox"/>	<input type="checkbox"/> <input type="checkbox"/>	34.0#
		30 x 54"	PGT3054	<input type="checkbox"/> <input type="checkbox"/> <input type="checkbox"/>	<input type="checkbox"/> <input type="checkbox"/>	41.0#
		36 x 54"	PGT3654	<input type="checkbox"/> <input type="checkbox"/> <input type="checkbox"/>	<input type="checkbox"/> <input type="checkbox"/>	48.0#
		42 x 54"	PGT4254	<input type="checkbox"/> <input type="checkbox"/> <input type="checkbox"/>	<input type="checkbox"/> <input type="checkbox"/>	55.0#
		48 x 54"	PGT4854	<input type="checkbox"/> <input type="checkbox"/> <input type="checkbox"/>	<input type="checkbox"/> <input type="checkbox"/>	62.0#

**A**   **B**   **C**

## HOW TO ORDER

Indicate the following information on order form:

1. Quantity of each item.
2. Model number, including options. See "How To Build a Model Number".
3. Any special service required.

Note:

- The ☐ indicates that a choice is required.
- The absence of the ☐ indicates that no choice is required.
- Alpha-numeric characters in place of ☐ indicate that no other alternatives are available.

## HOW TO BUILD A MODEL NUMBER

- A** Select basic model.
- |            |                  |
|------------|------------------|
| <b>GLA</b> | - Clear          |
| <b>BRZ</b> | - Tinted/Bronze  |
| <b>GLC</b> | - White Laminate |
- C** Select paint color.  
Refer to the **KI Color Addendum** or **KI Fabrics & Finishes binder**.  
Metallic paint requires upcharge.





# Build Your Own Tiles

Glass Tile

Clear (C)	Tinted/Bronze (T)	White Laminate (W)	Metallic Paint add to list price
\$ 345	\$ 362	\$ 448	\$ 15
389	412	509	16
416	436	537	18
470	492	610	19
514	540	668	24
570	597	737	25
585	614	762	29
\$ 405	\$ 426	\$ 525	\$ 16
433	456	562	18
459	481	597	19
520	548	676	24
570	597	737	25
623	655	812	27
644	676	838	30
\$ 411	\$ 431	\$ 531	\$ 18
443	468	576	25
473	496	614	27
534	560	693	28
585	614	762	29
644	676	838	30
719	755	934	34
\$ 437	\$ 460	\$ 569	\$ 25
475	500	618	27
509	533	662	28
549	576	710	29
605	633	785	30
716	750	929	32
737	777	961	35

## SPECIAL SERVICES

### Special Carton Marking

With specially marked information N/C

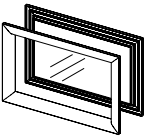
### Shipping

Shipped **k.d. freight prepaid f.o.b. Manitowoc, Wisconsin 54420** factory.  
Freight class #70.

Specifications and prices are subject to change without prior notice.

# Build Your Own Tiles

Glass Tile

		MODEL	W x H	MODEL NUMBER			Approx. Packaged Weight
				Basic Model	Glass Finish	Paint Color	
	PGT	<b>Glass Tile - 60" H</b> <ul style="list-style-type: none"><li>Single pane, 1/4" thick glass</li><li>Set of two powder-coated aluminum window frames</li><li>16 nylon hooks</li></ul>	12 x 60"	PGT1260	<input type="checkbox"/> <input type="checkbox"/> <input type="checkbox"/>	<input type="checkbox"/> <input type="checkbox"/>	22.0#
			18 x 60"	PGT1860	<input type="checkbox"/> <input type="checkbox"/> <input type="checkbox"/>	<input type="checkbox"/> <input type="checkbox"/>	30.0#
			24 x 60"	PGT2460	<input type="checkbox"/> <input type="checkbox"/> <input type="checkbox"/>	<input type="checkbox"/> <input type="checkbox"/>	38.0#
			30 x 60"	PGT3060	<input type="checkbox"/> <input type="checkbox"/> <input type="checkbox"/>	<input type="checkbox"/> <input type="checkbox"/>	45.0#
			36 x 60"	PGT3660	<input type="checkbox"/> <input type="checkbox"/> <input type="checkbox"/>	<input type="checkbox"/> <input type="checkbox"/>	53.0#
			42 x 60"	PGT4260	<input type="checkbox"/> <input type="checkbox"/> <input type="checkbox"/>	<input type="checkbox"/> <input type="checkbox"/>	61.0#
			48 x 60"	PGT4860	<input type="checkbox"/> <input type="checkbox"/> <input type="checkbox"/>	<input type="checkbox"/> <input type="checkbox"/>	69.0#
PGT		<b>Glass Tile - 66" H</b>	12 x 66"	PGT1266	<input type="checkbox"/> <input type="checkbox"/> <input type="checkbox"/>	<input type="checkbox"/> <input type="checkbox"/>	24.0#
			18 x 66"	PGT1866	<input type="checkbox"/> <input type="checkbox"/> <input type="checkbox"/>	<input type="checkbox"/> <input type="checkbox"/>	33.0#
			24 x 66"	PGT2466	<input type="checkbox"/> <input type="checkbox"/> <input type="checkbox"/>	<input type="checkbox"/> <input type="checkbox"/>	41.0#
			30 x 66"	PGT3066	<input type="checkbox"/> <input type="checkbox"/> <input type="checkbox"/>	<input type="checkbox"/> <input type="checkbox"/>	50.0#
			36 x 66"	PGT3666	<input type="checkbox"/> <input type="checkbox"/> <input type="checkbox"/>	<input type="checkbox"/> <input type="checkbox"/>	58.0#
			42 x 66"	PGT4266	<input type="checkbox"/> <input type="checkbox"/> <input type="checkbox"/>	<input type="checkbox"/> <input type="checkbox"/>	67.0#
			48 x 66"	PGT4866	<input type="checkbox"/> <input type="checkbox"/> <input type="checkbox"/>	<input type="checkbox"/> <input type="checkbox"/>	75.0#
PGT		<b>Glass Tile - 72" H</b>	12 x 72"	PGT1272	<input type="checkbox"/> <input type="checkbox"/> <input type="checkbox"/>	<input type="checkbox"/> <input type="checkbox"/>	26.0#
			18 x 72"	PGT1872	<input type="checkbox"/> <input type="checkbox"/> <input type="checkbox"/>	<input type="checkbox"/> <input type="checkbox"/>	35.0#
			24 x 72"	PGT2472	<input type="checkbox"/> <input type="checkbox"/> <input type="checkbox"/>	<input type="checkbox"/> <input type="checkbox"/>	45.0#
			30 x 72"	PGT3072	<input type="checkbox"/> <input type="checkbox"/> <input type="checkbox"/>	<input type="checkbox"/> <input type="checkbox"/>	54.0#
			36 x 72"	PGT3672	<input type="checkbox"/> <input type="checkbox"/> <input type="checkbox"/>	<input type="checkbox"/> <input type="checkbox"/>	63.0#
			42 x 72"	PGT4272	<input type="checkbox"/> <input type="checkbox"/> <input type="checkbox"/>	<input type="checkbox"/> <input type="checkbox"/>	72.0#
			48 x 72"	PGT4872	<input type="checkbox"/> <input type="checkbox"/> <input type="checkbox"/>	<input type="checkbox"/> <input type="checkbox"/>	82.0#
PGT		<b>Glass Tile - 78" H</b>	12 x 78"	PGT1278	<input type="checkbox"/> <input type="checkbox"/> <input type="checkbox"/>	<input type="checkbox"/> <input type="checkbox"/>	28.0#
			18 x 78"	PGT1878	<input type="checkbox"/> <input type="checkbox"/> <input type="checkbox"/>	<input type="checkbox"/> <input type="checkbox"/>	38.0#
			24 x 78"	PGT2478	<input type="checkbox"/> <input type="checkbox"/> <input type="checkbox"/>	<input type="checkbox"/> <input type="checkbox"/>	48.0#
			30 x 78"	PGT3078	<input type="checkbox"/> <input type="checkbox"/> <input type="checkbox"/>	<input type="checkbox"/> <input type="checkbox"/>	58.0#
			36 x 78"	PGT3678	<input type="checkbox"/> <input type="checkbox"/> <input type="checkbox"/>	<input type="checkbox"/> <input type="checkbox"/>	68.0#
			42 x 78"	PGT4278	<input type="checkbox"/> <input type="checkbox"/> <input type="checkbox"/>	<input type="checkbox"/> <input type="checkbox"/>	78.0#
			48 x 78"	PGT4878	<input type="checkbox"/> <input type="checkbox"/> <input type="checkbox"/>	<input type="checkbox"/> <input type="checkbox"/>	88.0#

**A**   **B**   **C**

## HOW TO ORDER

Indicate the following information on order form:

- Quantity of each item.
- Model number, including options. See "How To Build a Model Number".
- Any special service required.

Note:

- The ☐ indicates that a choice is required.
- The absence of the ☐ indicates that no choice is required.
- Alpha-numeric characters in place of ☐ indicate that no other alternatives are available.

## HOW TO BUILD A MODEL NUMBER

- A** Select basic model.
- |            |                  |
|------------|------------------|
| <b>GLA</b> | - Clear          |
| <b>BRZ</b> | - Tinted/Bronze  |
| <b>GLC</b> | - White Laminate |
- C** Select paint color.  
Refer to the **KI Color Addendum** or **KI Fabrics & Finishes binder**.  
Metallic paint requires upcharge.



# Build Your Own Tiles

Glass Tile

Clear (C)	Tinted/Bronze (T)	White Laminate (W)	Metallic Paint add to list price
\$ 445	\$ 469	\$ 578	\$ 27
482	509	629	28
520	548	676	29
560	590	728	30
671	702	870	30
732	768	952	32
762	802	990	35
\$ 560	\$ 590	\$ 728	\$ 28
606	637	786	29
643	675	837	30
687	723	892	32
797	838	1037	32
864	906	1123	33
897	941	1165	36
\$ 567	\$ 594	\$ 734	\$ 45
611	641	793	46
701	736	913	48
749	788	974	49
811	852	1054	50
881	927	1147	52
920	962	1193	54
\$ 570	\$ 598	\$ 737	\$ 48
666	700	865	49
712	747	927	50
762	802	990	52
829	871	1075	53
901	946	1171	54
934	984	1215	58

## SPECIAL SERVICES

### Special Carton Marking

With specially marked information N/C

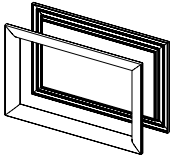
### Shipping

Shipped **k.d. freight prepaid f.o.b. Manitowoc, Wisconsin 54420** factory.  
Freight class #70.

Specifications and prices are subject to change without prior notice.

# Build Your Own Tiles

Open Tile

			MODEL NUMBER		Approx. Packaged Weight
			Basic Model	Paint Color	
	<b>MODEL</b> <b>Open Tile - 12" H</b> <ul style="list-style-type: none"><li>• Two aluminum frames</li><li>• 16 nylon hooks</li></ul>	12 x 12"	POT1212	<input type="checkbox"/> <input type="checkbox"/>	3.0#
		18 x 12"	POT1812	<input type="checkbox"/> <input type="checkbox"/>	3.0#
		24 x 12"	POT2412	<input type="checkbox"/> <input type="checkbox"/>	4.0#
		30 x 12"	POT3012	<input type="checkbox"/> <input type="checkbox"/>	4.0#
		36 x 12"	POT3612	<input type="checkbox"/> <input type="checkbox"/>	5.0#
		42 x 12"	POT4212	<input type="checkbox"/> <input type="checkbox"/>	6.0#
		48 x 12"	POT4812	<input type="checkbox"/> <input type="checkbox"/>	6.0#
		POT			
POT	<b>Open Tile - 18" H</b>	12 x 18"	POT1218	<input type="checkbox"/> <input type="checkbox"/>	3.0#
		18 x 18"	POT1818	<input type="checkbox"/> <input type="checkbox"/>	4.0#
		24 x 18"	POT2418	<input type="checkbox"/> <input type="checkbox"/>	4.0#
		30 x 18"	POT3018	<input type="checkbox"/> <input type="checkbox"/>	5.0#
		36 x 18"	POT3618	<input type="checkbox"/> <input type="checkbox"/>	6.0#
		42 x 18"	POT4218	<input type="checkbox"/> <input type="checkbox"/>	6.0#
		48 x 18"	POT4818	<input type="checkbox"/> <input type="checkbox"/>	7.0#
		POT			
POT	<b>Open Tile - 24" H</b>	12 x 24"	POT1224	<input type="checkbox"/> <input type="checkbox"/>	4.0#
		18 x 24"	POT1824	<input type="checkbox"/> <input type="checkbox"/>	4.0#
		24 x 24"	POT2424	<input type="checkbox"/> <input type="checkbox"/>	5.0#
		30 x 24"	POT3024	<input type="checkbox"/> <input type="checkbox"/>	6.0#
		36 x 24"	POT3624	<input type="checkbox"/> <input type="checkbox"/>	6.0#
		42 x 24"	POT4224	<input type="checkbox"/> <input type="checkbox"/>	7.0#
		48 x 24"	POT4824	<input type="checkbox"/> <input type="checkbox"/>	7.0#
		POT			
POT	<b>Open Tile - 30" H</b>	12 x 30"	POT1230	<input type="checkbox"/> <input type="checkbox"/>	4.0#
		18 x 30"	POT1830	<input type="checkbox"/> <input type="checkbox"/>	5.0#
		24 x 30"	POT2430	<input type="checkbox"/> <input type="checkbox"/>	6.0#
		30 x 30"	POT3030	<input type="checkbox"/> <input type="checkbox"/>	6.0#
		36 x 30"	POT3630	<input type="checkbox"/> <input type="checkbox"/>	7.0#
		42 x 30"	POT4230	<input type="checkbox"/> <input type="checkbox"/>	7.0#
		48 x 30"	POT4830	<input type="checkbox"/> <input type="checkbox"/>	8.0#
		POT			

**A**

**B**

## HOW TO ORDER

Indicate the following information on order form:

1. Quantity of each item.
2. Model number, including options. See "How To Build a Model Number".
3. Any special service required.

Note:

- The ☐ indicates that a choice is required.
- The absence of the ☐ indicates that no choice is required.
- Alpha-numeric characters in place of ☐ indicate that no other alternatives are available.

## HOW TO BUILD A MODEL NUMBER

**A** Select basic model.

**B** Select paint color.  
Refer to the **KI Color Addendum** or **KI Fabrics & Finishes binder**.  
Metallic paint requires upcharge.



# Build Your Own Tiles

Open Tile

Delivered Pricing	Metallic Paint add to list price
\$ 231	\$ 9
251	11
261	12
291	12
320	15
358	16
368	24
\$ 251	\$ 11
264	11
273	12
307	15
338	16
379	19
383	25
\$ 261	\$ 12
273	12
286	15
315	16
348	19
387	23
391	27
\$ 273	\$ 12
291	15
301	16
332	19
362	23
405	24
410	28

## SPECIAL SERVICES

### Special Carton Marking

With specially marked information N/C

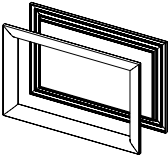
### Shipping

Shipped **k.d. freight prepaid f.o.b. Manitowoc, Wisconsin 54420** factory.  
Freight class #70.

Specifications and prices are subject to change without prior notice.

# Build Your Own Tiles

Open Tile

			MODEL NUMBER		Approx. Packaged Weight
			Basic Model	Paint Color	
	<b>Open Tile - 36" H</b> <ul style="list-style-type: none"><li>• Two aluminum frames</li><li>• Sixteen nylon hooks</li></ul>	12 x 36"	POT1236	<input type="checkbox"/> <input type="checkbox"/>	5.0#
		18 x 36"	POT1836	<input type="checkbox"/> <input type="checkbox"/>	6.0#
		24 x 36"	POT2436	<input type="checkbox"/> <input type="checkbox"/>	6.0#
		30 x 36"	POT3036	<input type="checkbox"/> <input type="checkbox"/>	7.0#
		36 x 36"	POT3636	<input type="checkbox"/> <input type="checkbox"/>	7.0#
		42 x 36"	POT4236	<input type="checkbox"/> <input type="checkbox"/>	8.0#
		48 x 36"	POT4836	<input type="checkbox"/> <input type="checkbox"/>	9.0#
		POT			
POT	<b>Open Tile - 42" H</b>	12 x 42"	POT1242	<input type="checkbox"/> <input type="checkbox"/>	6.0#
		18 x 42"	POT1842	<input type="checkbox"/> <input type="checkbox"/>	6.0#
		24 x 42"	POT2442	<input type="checkbox"/> <input type="checkbox"/>	7.0#
		30 x 42"	POT3042	<input type="checkbox"/> <input type="checkbox"/>	7.0#
		36 x 42"	POT3642	<input type="checkbox"/> <input type="checkbox"/>	8.0#
		42 x 42"	POT4242	<input type="checkbox"/> <input type="checkbox"/>	9.0#
		48 x 42"	POT4842	<input type="checkbox"/> <input type="checkbox"/>	9.0#
		POT			
POT	<b>Open Tile - 48" H</b>	12 x 48"	POT1248	<input type="checkbox"/> <input type="checkbox"/>	6.0#
		18 x 48"	POT1848	<input type="checkbox"/> <input type="checkbox"/>	7.0#
		24 x 48"	POT2448	<input type="checkbox"/> <input type="checkbox"/>	8.0#
		30 x 48"	POT3048	<input type="checkbox"/> <input type="checkbox"/>	8.0#
		36 x 48"	POT3648	<input type="checkbox"/> <input type="checkbox"/>	9.0#
		42 x 48"	POT4248	<input type="checkbox"/> <input type="checkbox"/>	9.0#
		48 x 48"	POT4848	<input type="checkbox"/> <input type="checkbox"/>	10.0#
		POT			
POT	<b>Open Tile - 54" H</b>	12 x 54"	POT1254	<input type="checkbox"/> <input type="checkbox"/>	7.0#
		18 x 54"	POT1854	<input type="checkbox"/> <input type="checkbox"/>	7.0#
		24 x 54"	POT2454	<input type="checkbox"/> <input type="checkbox"/>	8.0#
		30 x 54"	POT3054	<input type="checkbox"/> <input type="checkbox"/>	9.0#
		36 x 54"	POT3654	<input type="checkbox"/> <input type="checkbox"/>	9.0#
		42 x 54"	POT4254	<input type="checkbox"/> <input type="checkbox"/>	10.0#
		48 x 54"	POT4854	<input type="checkbox"/> <input type="checkbox"/>	11.0#
		POT			

**A**

**B**

## HOW TO ORDER

Indicate the following information on order form:

1. Quantity of each item.
2. Model number, including options. See "How To Build a Model Number".
3. Any special service required.

Note:

- The ☐ indicates that a choice is required.
- The absence of the ☐ indicates that no choice is required.
- Alpha-numeric characters in place of ☐ indicate that no other alternatives are available.

## HOW TO BUILD A MODEL NUMBER

**A** Select basic model.

**B** Select paint color.  
Refer to the **KI Color Addendum** or **KI Fabrics & Finishes binder**.  
Metallic paint requires upcharge.



# Build Your Own Tiles

Open Tile

Delivered Pricing	Metallic Paint add to list price
\$ 307	\$ 15
319	16
332	19
362	23
396	24
436	25
441	29
\$ 345	\$ 16
356	19
371	23
405	24
436	25
476	27
479	30
\$ 347	\$ 24
358	25
375	27
410	28
441	29
479	30
506	34
\$ 371	\$ 25
385	27
396	28
412	29
447	30
506	31
508	35

## SPECIAL SERVICES

### Special Carton Marking

With specially marked information N/C

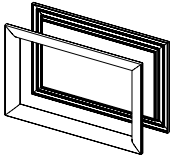
### Shipping

Shipped **k.d. freight prepaid f.o.b. Manitowoc, Wisconsin 54420** factory.  
Freight class #70.

Specifications and prices are subject to change without prior notice.

# Build Your Own Tiles

Open Tile

			MODEL NUMBER		Approx. Packaged Weight
			Basic Model	Paint Color	
	<b>MODEL</b> <b>Open Tile - 60" H</b> <ul style="list-style-type: none"><li>Two aluminum frames</li><li>Sixteen nylon hooks</li></ul>	12 x 60"	POT1260	<input type="checkbox"/> <input type="checkbox"/>	8.0#
		18 x 60"	POT1860	<input type="checkbox"/> <input type="checkbox"/>	8.0#
		24 x 60"	POT2460	<input type="checkbox"/> <input type="checkbox"/>	9.0#
		30 x 60"	POT3060	<input type="checkbox"/> <input type="checkbox"/>	9.0#
		36 x 60"	POT3660	<input type="checkbox"/> <input type="checkbox"/>	10.0#
		42 x 60"	POT4260	<input type="checkbox"/> <input type="checkbox"/>	11.0#
		48 x 60"	POT4860	<input type="checkbox"/> <input type="checkbox"/>	11.0#
		POT			
POT	<b>Open Tile - 66" H</b>	12 x 66"	POT1266	<input type="checkbox"/> <input type="checkbox"/>	8.0#
		18 x 66"	POT1866	<input type="checkbox"/> <input type="checkbox"/>	9.0#
		24 x 66"	POT2466	<input type="checkbox"/> <input type="checkbox"/>	9.0#
		30 x 66"	POT3066	<input type="checkbox"/> <input type="checkbox"/>	10.0#
		36 x 66"	POT3666	<input type="checkbox"/> <input type="checkbox"/>	11.0#
		42 x 66"	POT4266	<input type="checkbox"/> <input type="checkbox"/>	11.0#
		48 x 66"	POT4866	<input type="checkbox"/> <input type="checkbox"/>	12.0#
		POT			
POT	<b>Open Tile - 72" H</b>	12 x 72"	POT1272	<input type="checkbox"/> <input type="checkbox"/>	9.0#
		18 x 72"	POT1872	<input type="checkbox"/> <input type="checkbox"/>	9.0#
		24 x 72"	POT2472	<input type="checkbox"/> <input type="checkbox"/>	10.0#
		30 x 72"	POT3072	<input type="checkbox"/> <input type="checkbox"/>	11.0#
		36 x 72"	POT3672	<input type="checkbox"/> <input type="checkbox"/>	11.0#
		42 x 72"	POT4272	<input type="checkbox"/> <input type="checkbox"/>	12.0#
		48 x 72"	POT4872	<input type="checkbox"/> <input type="checkbox"/>	12.0#
		POT			
POT	<b>Open Tile - 78" H</b>	12 x 78"	POT1278	<input type="checkbox"/> <input type="checkbox"/>	10.0#
		18 x 78"	POT1878	<input type="checkbox"/> <input type="checkbox"/>	10.0#
		24 x 78"	POT2478	<input type="checkbox"/> <input type="checkbox"/>	11.0#
		30 x 78"	POT3078	<input type="checkbox"/> <input type="checkbox"/>	11.0#
		36 x 78"	POT3678	<input type="checkbox"/> <input type="checkbox"/>	12.0#
		42 x 78"	POT4278	<input type="checkbox"/> <input type="checkbox"/>	13.0#
		48 x 78"	POT4878	<input type="checkbox"/> <input type="checkbox"/>	13.0#
		POT			

**A**

**B**

## HOW TO ORDER

Indicate the following information on order form:

- Quantity of each item.
- Model number, including options. See "How To Build a Model Number".
- Any special service required.

Note:

- The ☐ indicates that a choice is required.
- The absence of the ☐ indicates that no choice is required.
- Alpha-numeric characters in place of ☐ indicate that no other alternatives are available.

## HOW TO BUILD A MODEL NUMBER

**A** Select basic model.

**B** Select paint color.  
Refer to the **KI Color Addendum** or **KI Fabrics & Finishes binder**.  
Metallic paint requires upcharge.





# Build Your Own Tiles

Open Tile

Delivered Pricing	Metallic Paint add to list price
\$ 373	\$ 27
386	28
399	29
416	30
469	30
507	31
512	35
\$ 486	\$ 28
504	29
514	30
527	31
562	31
605	32
607	37
\$ 488	\$ 45
506	46
535	47
550	48
583	49
622	50
627	55
\$ 491	\$ 47
525	48
536	49
552	50
584	52
623	55
629	60

## SPECIAL SERVICES

### Special Carton Marking

With specially marked information N/C

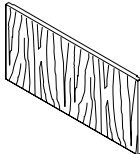
### Shipping

Shipped **k.d. freight prepaid f.o.b. Manitowoc, Wisconsin 54420** factory.  
Freight class #70.

Specifications and prices are subject to change without prior notice.

# Build Your Own Tiles

Laminate Tile

			MODEL NUMBER		Approx. Packaged Weight
			Basic Model	Laminate Color	
	MODEL	W x H			
	<b>Laminate Tile - 12" H</b> <ul style="list-style-type: none"><li>• Tile is constructed of .04" laminate face to 1/2" particle board core with .04" backing sheet and metal stiffeners</li><li>• The largest size available as standard or special is 42" x 42"</li><li>• The edges will be polypropylene in black only</li><li>• Four nylon hooks</li></ul>	12 x 12"	PLT1212	<input type="checkbox"/> <input type="checkbox"/> <input type="checkbox"/>	4.0#
		18 x 12"	PLT1812	<input type="checkbox"/> <input type="checkbox"/> <input type="checkbox"/>	6.0#
		24 x 12"	PLT2412	<input type="checkbox"/> <input type="checkbox"/> <input type="checkbox"/>	8.0#
		30 x 12"	PLT3012	<input type="checkbox"/> <input type="checkbox"/> <input type="checkbox"/>	10.0#
		36 x 12"	PLT3612	<input type="checkbox"/> <input type="checkbox"/> <input type="checkbox"/>	12.0#
		42 x 12"	PLT4212	<input type="checkbox"/> <input type="checkbox"/> <input type="checkbox"/>	14.0#
PLT					
PLT	<b>Laminate Tile - 18" H</b>	12 x 18"	PLT1218	<input type="checkbox"/> <input type="checkbox"/> <input type="checkbox"/>	6.0#
		18 x 18"	PLT1818	<input type="checkbox"/> <input type="checkbox"/> <input type="checkbox"/>	9.0#
		24 x 18"	PLT2418	<input type="checkbox"/> <input type="checkbox"/> <input type="checkbox"/>	11.0#
		30 x 18"	PLT3018	<input type="checkbox"/> <input type="checkbox"/> <input type="checkbox"/>	14.0#
		36 x 18"	PLT3618	<input type="checkbox"/> <input type="checkbox"/> <input type="checkbox"/>	17.0#
		42 x 18"	PLT4218	<input type="checkbox"/> <input type="checkbox"/> <input type="checkbox"/>	19.0#
PLT	<b>Laminate Tile - 24" H</b>	12 x 24"	PLT1224	<input type="checkbox"/> <input type="checkbox"/> <input type="checkbox"/>	7.0#
		18 x 24"	PLT1824	<input type="checkbox"/> <input type="checkbox"/> <input type="checkbox"/>	11.0#
		24 x 24"	PLT2424	<input type="checkbox"/> <input type="checkbox"/> <input type="checkbox"/>	14.0#
		30 x 24"	PLT3024	<input type="checkbox"/> <input type="checkbox"/> <input type="checkbox"/>	18.0#
		36 x 24"	PLT3624	<input type="checkbox"/> <input type="checkbox"/> <input type="checkbox"/>	21.0#
		42 x 24"	PLT4224	<input type="checkbox"/> <input type="checkbox"/> <input type="checkbox"/>	24.0#
PLT	<b>Laminate Tile - 30" H</b>	12 x 30"	PLT1230	<input type="checkbox"/> <input type="checkbox"/> <input type="checkbox"/>	9.0#
		18 x 30"	PLT1830	<input type="checkbox"/> <input type="checkbox"/> <input type="checkbox"/>	13.0#
		24 x 30"	PLT2430	<input type="checkbox"/> <input type="checkbox"/> <input type="checkbox"/>	17.0#
		30 x 30"	PLT3030	<input type="checkbox"/> <input type="checkbox"/> <input type="checkbox"/>	21.0#
		36 x 30"	PLT3630	<input type="checkbox"/> <input type="checkbox"/> <input type="checkbox"/>	25.0#
		42 x 30"	PLT4230	<input type="checkbox"/> <input type="checkbox"/> <input type="checkbox"/>	29.0#
			<b>A</b>	<b>B</b>	

## HOW TO ORDER

Indicate the following information on order form:

1. Quantity of each item.
2. Model number, including options. See "How To Build a Model Number".
3. Any special service required.

Note:

- The ☐ indicates that a choice is required.
- The absence of the ☐ indicates that no choice is required.
- Alpha-numeric characters in place of ☐ indicate that no other alternatives are available.

## HOW TO BUILD A MODEL NUMBER

- A** Select basic model.
- B** Select laminate color.  
Refer to the **KI Color Addendum** or **KI Fabrics & Finishes binder**.



# Build Your Own Tiles

Laminate Tile

Delivered Pricing	
\$	180
	188
	226
	245
	251
	268
\$	192
	222
	255
	270
	300
	309
\$	206
	233
	256
	285
	324
	343
\$	221
	255
	281
	307
	362
	376

**SPECIAL SERVICES**

**Special Carton Marking**

With specially marked information      N/C

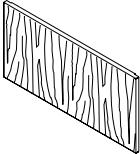
**Shipping**

Shipped **k.d. freight prepaid f.o.b. Manitowoc, Wisconsin 54420** factory.  
Freight class #70.

Specifications and prices are subject to change without prior notice.

# Build Your Own Tiles

Laminate Tile

			MODEL NUMBER		Approx. Packaged Weight
			Basic Model	Laminate Color	
	<b>MODEL</b>	<b>W x H</b>			
	<b>Laminate Tile - 36" H</b>	12 x 36"	PLT1236	<input type="checkbox"/> <input type="checkbox"/> <input type="checkbox"/>	10.0#
	<ul style="list-style-type: none"><li>• Tile is constructed of .04" laminate face to 1/2" particle board core with .04" backing sheet and metal stiffeners</li><li>• The largest size available as standard or special is 42" x 42"</li><li>• The edges will be polypropylene in black only</li><li>• Four nylon hooks</li></ul>	18 x 36"	PLT1836	<input type="checkbox"/> <input type="checkbox"/> <input type="checkbox"/>	15.0#
		24 x 36"	PLT2436	<input type="checkbox"/> <input type="checkbox"/> <input type="checkbox"/>	20.0#
		30 x 36"	PLT3036	<input type="checkbox"/> <input type="checkbox"/> <input type="checkbox"/>	25.0#
		36 x 36"	PLT3636	<input type="checkbox"/> <input type="checkbox"/> <input type="checkbox"/>	30.0#
		42 x 36"	PLT4236	<input type="checkbox"/> <input type="checkbox"/> <input type="checkbox"/>	34.0#
PLT					
PLT	<b>Laminate Tile - 42" H</b>	12 x 42"	PLT1242	<input type="checkbox"/> <input type="checkbox"/> <input type="checkbox"/>	11.0#
		18 x 42"	PLT1842	<input type="checkbox"/> <input type="checkbox"/> <input type="checkbox"/>	17.0#
		24 x 42"	PLT2442	<input type="checkbox"/> <input type="checkbox"/> <input type="checkbox"/>	23.0#
		30 x 42"	PLT3042	<input type="checkbox"/> <input type="checkbox"/> <input type="checkbox"/>	28.0#
		36 x 42"	PLT3642	<input type="checkbox"/> <input type="checkbox"/> <input type="checkbox"/>	34.0#
		42 x 42"	PLT4242	<input type="checkbox"/> <input type="checkbox"/> <input type="checkbox"/>	40.0#

**A**

**B**

## HOW TO ORDER

Indicate the following information on order form:

1. Quantity of each item.
2. Model number, including options. See "How To Build a Model Number".
3. Any special service required.

Note:

- The ☐ indicates that a choice is required.
- The absence of the ☐ indicates that no choice is required.
- Alpha-numeric characters in place of ☐ indicate that no other alternatives are available.

## HOW TO BUILD A MODEL NUMBER

- A** Select basic model.
- B** Select laminate color.  
Refer to the **KI Color Addendum** or **KI Fabrics & Finishes binder**.



# Build Your Own Tiles

Laminate Tile

Delivered Pricing	
\$	225
	273
	308
	343
	370
	407
\$	245
	291
	331
	371
	411
	470

**SPECIAL SERVICES**

**Special Carton Marking**

With specially marked information      N/C

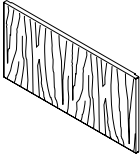
**Shipping**

Shipped **k.d. freight prepaid f.o.b. Manitowoc, Wisconsin 54420** factory.  
Freight class #70.

Specifications and prices are subject to change without prior notice.

# Build Your Own Tiles

Veneer Tile

			MODEL NUMBER		Approx. Packaged Weight
			Basic Model	Veneer Color	
MODEL	W x H				
	<b>Veneer Tile - 12" H</b>	12 x 12"	PVT1212	<input type="checkbox"/> <input type="checkbox"/> <input type="checkbox"/>	4.0#
	• Veneer tile available with a maple species veneer face and ends, stained and adhered to a particle board core	18 x 12"	PVT1812	<input type="checkbox"/> <input type="checkbox"/> <input type="checkbox"/>	5.0#
	• Tile includes four mounting hooks	24 x 12"	PVT2412	<input type="checkbox"/> <input type="checkbox"/> <input type="checkbox"/>	6.0#
		30 x 12"	PVT3012	<input type="checkbox"/> <input type="checkbox"/> <input type="checkbox"/>	7.0#
		36 x 12"	PVT3612	<input type="checkbox"/> <input type="checkbox"/> <input type="checkbox"/>	8.0#
		42 x 12"	PVT4212	<input type="checkbox"/> <input type="checkbox"/> <input type="checkbox"/>	9.0#
PVT					
PVT	<b>Veneer Tile - 18" H</b>	12 x 18"	PVT1218	<input type="checkbox"/> <input type="checkbox"/> <input type="checkbox"/>	5.0#
		18 x 18"	PVT1818	<input type="checkbox"/> <input type="checkbox"/> <input type="checkbox"/>	7.0#
		24 x 18"	PVT2418	<input type="checkbox"/> <input type="checkbox"/> <input type="checkbox"/>	9.0#
		30 x 18"	PVT3018	<input type="checkbox"/> <input type="checkbox"/> <input type="checkbox"/>	10.0#
		36 x 18"	PVT3618	<input type="checkbox"/> <input type="checkbox"/> <input type="checkbox"/>	12.0#
		42 x 18"	PVT4218	<input type="checkbox"/> <input type="checkbox"/> <input type="checkbox"/>	13.0#
PVT	<b>Veneer Tile - 24" H</b>	12 x 24"	PVT1224	<input type="checkbox"/> <input type="checkbox"/> <input type="checkbox"/>	7.0#
		18 x 24"	PVT1824	<input type="checkbox"/> <input type="checkbox"/> <input type="checkbox"/>	9.0#
		24 x 24"	PVT2424	<input type="checkbox"/> <input type="checkbox"/> <input type="checkbox"/>	11.0#
		30 x 24"	PVT3024	<input type="checkbox"/> <input type="checkbox"/> <input type="checkbox"/>	13.0#
		36 x 24"	PVT3624	<input type="checkbox"/> <input type="checkbox"/> <input type="checkbox"/>	15.0#
		42 x 24"	PVT4224	<input type="checkbox"/> <input type="checkbox"/> <input type="checkbox"/>	17.0#
PVT	<b>Veneer Tile - 30" H</b>	12 x 30"	PVT1230	<input type="checkbox"/> <input type="checkbox"/> <input type="checkbox"/>	8.0#
		18 x 30"	PVT1830	<input type="checkbox"/> <input type="checkbox"/> <input type="checkbox"/>	11.0#
		24 x 30"	PVT2430	<input type="checkbox"/> <input type="checkbox"/> <input type="checkbox"/>	14.0#
		30 x 30"	PVT3030	<input type="checkbox"/> <input type="checkbox"/> <input type="checkbox"/>	16.0#
		36 x 30"	PVT3630	<input type="checkbox"/> <input type="checkbox"/> <input type="checkbox"/>	19.0#
		42 x 30"	PVT4230	<input type="checkbox"/> <input type="checkbox"/> <input type="checkbox"/>	21.0#
			<b>A</b>	<b>B</b>	

## HOW TO ORDER

Indicate the following information on order form:

- Quantity of each item.
- Model number, including options. See "How To Build a Model Number".
- Any special service required.

Note:

- The ☐ indicates that a choice is required.
- The absence of the ☐ indicates that no choice is required.
- Alpha-numeric characters in place of ☐ indicate that no other alternatives are available.

## HOW TO BUILD A MODEL NUMBER

- A** Select basic model.
- B** Select veneer color. Refer to the **KI Color Addendum** or **KI Fabrics & Finishes binder**.



# Build Your Own Tiles

Veneer Tile

Delivered Pricing	
\$	333
	363
	410
	426
	486
	519
\$	371
	410
	456
	486
	550
	595
\$	410
	456
	504
	550
	605
	650
\$	449
	504
	558
	619
	675
	728

**SPECIAL SERVICES**

**Special Carton Marking**

With specially marked information      N/C

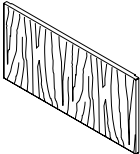
**Shipping**

Shipped **k.d. freight prepaid f.o.b. Manitowoc, Wisconsin 54420** factory.  
Freight class #70.

Specifications and prices are subject to change without prior notice.

# Build Your Own Tiles

Veneer Tile

		MODEL NUMBER		Approx. Packaged Weight
		Basic Model	Veneer Color	
MODEL	W x H			
	<b>Veneer Tile - 36" H</b>			
	• Veneer tile available with a maple species veneer face and ends, stained and adhered to a particle board core			
	• Tile includes four mounting hooks			
	12 x 36"	PVT1236	<input type="checkbox"/> <input type="checkbox"/> <input type="checkbox"/>	10.0#
	18 x 36"	PVT1836	<input type="checkbox"/> <input type="checkbox"/> <input type="checkbox"/>	13.0#
	24 x 36"	PVT2436	<input type="checkbox"/> <input type="checkbox"/> <input type="checkbox"/>	16.0#
PVT	30 x 36"	PVT3036	<input type="checkbox"/> <input type="checkbox"/> <input type="checkbox"/>	19.0#
	36 x 36"	PVT3636	<input type="checkbox"/> <input type="checkbox"/> <input type="checkbox"/>	22.0#
	42 x 36"	PVT4236	<input type="checkbox"/> <input type="checkbox"/> <input type="checkbox"/>	25.0#
PVT	<b>Veneer Tile - 42" H</b>			
	12 x 42"	PVT1242	<input type="checkbox"/> <input type="checkbox"/> <input type="checkbox"/>	12.0#
	18 x 42"	PVT1842	<input type="checkbox"/> <input type="checkbox"/> <input type="checkbox"/>	15.0#
	24 x 42"	PVT2442	<input type="checkbox"/> <input type="checkbox"/> <input type="checkbox"/>	19.0#
	30 x 42"	PVT3042	<input type="checkbox"/> <input type="checkbox"/> <input type="checkbox"/>	22.0#
	36 x 42"	PVT3642	<input type="checkbox"/> <input type="checkbox"/> <input type="checkbox"/>	26.0#
	42 x 42"	PVT4242	<input type="checkbox"/> <input type="checkbox"/> <input type="checkbox"/>	29.0#
		<b>A</b>	<b>B</b>	

## HOW TO ORDER

Indicate the following information on order form:

- Quantity of each item.
- Model number, including options. See "How To Build a Model Number".
- Any special service required.

Note:

- The ☐ indicates that a choice is required.
- The absence of the ☐ indicates that no choice is required.
- Alpha-numeric characters in place of ☐ indicate that no other alternatives are available.

## HOW TO BUILD A MODEL NUMBER

- A** Select basic model.
- B** Select veneer color.  
Refer to the **KI Color Addendum** or **KI Fabrics & Finishes binder**.





# Build Your Own Tiles

Veneer Tile

Delivered Pricing	
\$	486
	550
	612
	681
	745
	815
\$	519
	595
	664
	745
	815
	871

**SPECIAL SERVICES**

**Special Carton Marking**

With specially marked information      N/C

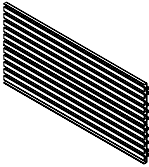
**Shipping**

Shipped **k.d. freight prepaid f.o.b. Manitowoc, Wisconsin 54420** factory.  
Freight class #70.

Specifications and prices are subject to change without prior notice.

# Build Your Own Tiles

## Tool Tile

			MODEL NUMBER		Approx. Packaged Weight
			Basic Model	Paint Color	
	<b>MODEL</b>	<b>W x H</b>			
	<b>Tool Tile</b>	12 x 12"	PLTT1212	<input type="checkbox"/> <input type="checkbox"/>	4.0#
	• Constructed of painted extruded aluminum	12 x 18"	PLTT1218	<input type="checkbox"/> <input type="checkbox"/>	6.0#
	• Slots will accommodate plastic paper management and steel paper management	12 x 24"	PLTT1224	<input type="checkbox"/> <input type="checkbox"/>	7.0#
	• 12" high tiles have 10 slots, 18" high -15 slots, 24" high -20 slots				
	• Mounting hardware included				
PLTT					
PLTT		18 x 12"	PLTT1812	<input type="checkbox"/> <input type="checkbox"/>	6.0#
		18 x 18"	PLTT1818	<input type="checkbox"/> <input type="checkbox"/>	8.0#
		18 x 24"	PLTT1824	<input type="checkbox"/> <input type="checkbox"/>	11.0#
PLTT		24 x 12"	PLTT2412	<input type="checkbox"/> <input type="checkbox"/>	7.0#
		24 x 18"	PLTT2418	<input type="checkbox"/> <input type="checkbox"/>	11.0#
		24 x 24"	PLTT2424	<input type="checkbox"/> <input type="checkbox"/>	14.0#
PLTT		30 x 12"	PLTT3012	<input type="checkbox"/> <input type="checkbox"/>	9.0#
		30 x 18"	PLTT3018	<input type="checkbox"/> <input type="checkbox"/>	13.0#
		30 x 24"	PLTT3024	<input type="checkbox"/> <input type="checkbox"/>	18.0#
PLTT		36 x 12"	PLTT3612	<input type="checkbox"/> <input type="checkbox"/>	11.0#
		36 x 18"	PLTT3618	<input type="checkbox"/> <input type="checkbox"/>	16.0#
		36 x 24"	PLTT3624	<input type="checkbox"/> <input type="checkbox"/>	21.0#
PLTT		42 x 12"	PLTT4212	<input type="checkbox"/> <input type="checkbox"/>	13.0#
		42 x 18"	PLTT4218	<input type="checkbox"/> <input type="checkbox"/>	19.0#
		42 x 24"	PLTT4224	<input type="checkbox"/> <input type="checkbox"/>	24.0#
PLTT		48 x 12"	PLTT4812	<input type="checkbox"/> <input type="checkbox"/>	14.0#
		48 x 18"	PLTT4818	<input type="checkbox"/> <input type="checkbox"/>	21.0#
		48 x 24"	PLTT4824	<input type="checkbox"/> <input type="checkbox"/>	28.0#

**A**

**B**

### HOW TO ORDER

Indicate the following information on order form:

1. Quantity of each item.
2. Model number, including options. See "How To Build a Model Number".
3. Any special service required.

Note:

- The ☐ indicates that a choice is required.
- The absence of the ☐ indicates that no choice is required.
- Alpha-numeric characters in place of ☐ indicate that no other alternatives are available.

### HOW TO BUILD A MODEL NUMBER

- A** Select basic model.
- B** Select paint color.  
Refer to the **KI Color Addendum** or **KI Fabrics & Finishes binder**.  
Metallic paint requires upcharge.



# Build Your Own Tiles

Tool Tile

Delivered Pricing	Metallic Paint add to list price
\$ 177	\$ 28
203	30
233	34
\$ 199	\$ 29
245	35
278	39
\$ 205	\$ 30
255	37
308	45
\$ 225	\$ 33
296	41
345	48
\$ 261	\$ 38
338	48
417	60
\$ 262	\$ 38
352	49
418	60
\$ 265	\$ 38
357	50
420	60

## SPECIAL SERVICES

### Special Carton Marking

With specially marked information N/C

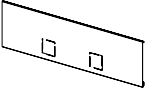
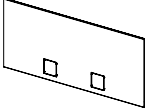
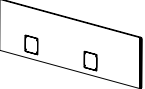
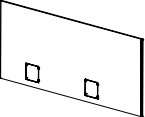
### Shipping

Shipped **k.d. freight prepaid f.o.b. Manitowoc, Wisconsin 54420** factory.  
Freight class #70.

Specifications and prices are subject to change without prior notice.

# Build Your Own Tiles

Upholstered Raceway Tile

			MODEL NUMBER		Approx. Packaged Weight
			Basic Model	Fabric Color	
 PRTU	<b>Domestic Power Raceway Tile - 12"H</b> <ul style="list-style-type: none"><li>• Fabric raceway tile</li><li>• Two field removable knock-outs</li><li>• Includes steel trough for data cabling</li></ul>	12 x 12"	PRTU1212A	<input type="checkbox"/> <input type="checkbox"/> <input type="checkbox"/> <input type="checkbox"/>	2.0#
		18 x 12"	PRTU1812A	<input type="checkbox"/> <input type="checkbox"/> <input type="checkbox"/> <input type="checkbox"/>	3.0#
		24 x 12"	PRTU2412A	<input type="checkbox"/> <input type="checkbox"/> <input type="checkbox"/> <input type="checkbox"/>	3.0#
		30 x 12"	PRTU3012A	<input type="checkbox"/> <input type="checkbox"/> <input type="checkbox"/> <input type="checkbox"/>	4.0#
		36 x 12"	PRTU3612A	<input type="checkbox"/> <input type="checkbox"/> <input type="checkbox"/> <input type="checkbox"/>	5.0#
		42 x 12"	PRTU4212A	<input type="checkbox"/> <input type="checkbox"/> <input type="checkbox"/> <input type="checkbox"/>	6.0#
		48 x 12"	PRTU4812A	<input type="checkbox"/> <input type="checkbox"/> <input type="checkbox"/> <input type="checkbox"/>	7.0#
		54 x 12"	PRTU5412A	<input type="checkbox"/> <input type="checkbox"/> <input type="checkbox"/> <input type="checkbox"/>	8.0#
		60 x 12"	PRTU6012A	<input type="checkbox"/> <input type="checkbox"/> <input type="checkbox"/> <input type="checkbox"/>	9.0#
 PRTU	<b>Domestic Power Raceway Tile - 18"H</b>	12 x 18"	PRTU1218A	<input type="checkbox"/> <input type="checkbox"/> <input type="checkbox"/> <input type="checkbox"/>	4.0#
		18 x 18"	PRTU1818A	<input type="checkbox"/> <input type="checkbox"/> <input type="checkbox"/> <input type="checkbox"/>	5.0#
		24 x 18"	PRTU2418A	<input type="checkbox"/> <input type="checkbox"/> <input type="checkbox"/> <input type="checkbox"/>	6.0#
		30 x 18"	PRTU3018A	<input type="checkbox"/> <input type="checkbox"/> <input type="checkbox"/> <input type="checkbox"/>	7.0#
		36 x 18"	PRTU3618A	<input type="checkbox"/> <input type="checkbox"/> <input type="checkbox"/> <input type="checkbox"/>	8.0#
		42 x 18"	PRTU4218A	<input type="checkbox"/> <input type="checkbox"/> <input type="checkbox"/> <input type="checkbox"/>	9.0#
		48 x 18"	PRTU4818A	<input type="checkbox"/> <input type="checkbox"/> <input type="checkbox"/> <input type="checkbox"/>	10.0#
		54 x 18"	PRTU5418A	<input type="checkbox"/> <input type="checkbox"/> <input type="checkbox"/> <input type="checkbox"/>	11.0#
		60 x 18"	PRTU6018A	<input type="checkbox"/> <input type="checkbox"/> <input type="checkbox"/> <input type="checkbox"/>	12.0#
 PCTU	<b>Chicago Power Raceway Tile - 12"H</b> <ul style="list-style-type: none"><li>• Fabric raceway tile</li><li>• Two field removable knock-outs</li><li>• Includes steel trough for data cabling</li></ul>	24 x 12"	PCTU2412A	<input type="checkbox"/> <input type="checkbox"/> <input type="checkbox"/> <input type="checkbox"/>	3.0#
		30 x 12"	PCTU3012A	<input type="checkbox"/> <input type="checkbox"/> <input type="checkbox"/> <input type="checkbox"/>	4.0#
		36 x 12"	PCTU3612A	<input type="checkbox"/> <input type="checkbox"/> <input type="checkbox"/> <input type="checkbox"/>	5.0#
		42 x 12"	PCTU4212A	<input type="checkbox"/> <input type="checkbox"/> <input type="checkbox"/> <input type="checkbox"/>	6.0#
		48 x 12"	PCTU4812A	<input type="checkbox"/> <input type="checkbox"/> <input type="checkbox"/> <input type="checkbox"/>	7.0#
		54 x 12"	PCTU5412A	<input type="checkbox"/> <input type="checkbox"/> <input type="checkbox"/> <input type="checkbox"/>	8.0#
		60 x 12"	PCTU6012A	<input type="checkbox"/> <input type="checkbox"/> <input type="checkbox"/> <input type="checkbox"/>	9.0#
 PCTU	<b>Chicago Power Raceway Tile - 18"H</b>	24 x 18"	PCTU2418A	<input type="checkbox"/> <input type="checkbox"/> <input type="checkbox"/> <input type="checkbox"/>	3.0#
		30 x 18"	PCTU3018A	<input type="checkbox"/> <input type="checkbox"/> <input type="checkbox"/> <input type="checkbox"/>	4.0#
		36 x 18"	PCTU3618A	<input type="checkbox"/> <input type="checkbox"/> <input type="checkbox"/> <input type="checkbox"/>	5.0#
		42 x 18"	PCTU4218A	<input type="checkbox"/> <input type="checkbox"/> <input type="checkbox"/> <input type="checkbox"/>	6.0#
		48 x 18"	PCTU4818A	<input type="checkbox"/> <input type="checkbox"/> <input type="checkbox"/> <input type="checkbox"/>	7.0#
		54 x 18"	PCTU5418A	<input type="checkbox"/> <input type="checkbox"/> <input type="checkbox"/> <input type="checkbox"/>	8.0#
		60 x 18"	PCTU6018A	<input type="checkbox"/> <input type="checkbox"/> <input type="checkbox"/> <input type="checkbox"/>	9.0#

A

B

## HOW TO ORDER

Indicate the following information on order form:

1. Quantity of each item.
2. Model number, including options. See "How To Build a Model Number".
3. Any special service required.

Note:

- The ☐ indicates that a choice is required.
- The absence of the ☐ indicates that no choice is required.
- Alpha-numeric characters in place of ☐ indicate that no other alternatives are available.

## HOW TO BUILD A MODEL NUMBER

- A** Select basic model.
- B** Select fabric color.  
Refer to the **KI Color Addendum** or **KI Fabrics & Finishes binder**  
Delivered pricing per tile. May choose different fabric for each tile.

## INFORMATION

### KNOCKOUT AVAILABILITY BY WIDTH

Width	Knockouts
12"	0"
18"	0"
24"	1"
30"	2"
36"	3"
42"	4"
48"	4"
54"	4"
60"	4"

## INFORMATION

**Fabric Disclaimer**  
Fabric will be applied as swatched by the fabric manufacturer. Fabric that is required to be applied differently than is swatched will need a Special Cost Request written specifying the direction the fabric is to be applied. The posted standard lead time will apply to the Special Cost Request.



# Build Your Own Tiles

Upholstered Raceway Tile

Delivered Pricing Fabric Grade 1 & C.O.M.	Delivered Pricing Fabric Grade 2	Delivered Pricing Fabric Grade 3 & Pallas Vertical Fabric Grade PV	Delivered Pricing Pallas Vertical Fabric Grade PV1	Delivered Pricing Pallas Vertical Fabric Grade PV2
\$ 99	\$ 101	\$ 104	\$ 109	\$ 116
105	109	112	116	122
108	111	114	117	124
115	117	119	123	130
125	128	133	138	143
133	137	139	145	156
137	140	142	149	159
142	145	149	159	166
158	162	166	171	178
\$ 125	\$ 129	\$ 133	\$ 140	\$ 144
129	134	137	143	148
143	146	151	162	167
176	180	185	196	204
184	188	199	205	212
196	202	207	214	224
207	212	219	227	238
211	216	225	230	244
220	225	233	244	252
\$ 108	\$ 111	\$ 114	\$ 117	\$ 124
115	117	119	123	130
125	128	133	138	143
133	137	139	145	156
137	140	142	149	159
142	145	149	159	166
158	162	165	171	178
\$ 143	\$ 146	\$ 151	\$ 162	\$ 167
176	180	185	196	204
184	188	199	205	212
196	202	207	214	224
207	212	219	227	238
211	216	225	230	244
220	225	233	244	252

## SPECIAL SERVICES

### Special Carton Marking

With specially marked information N/C

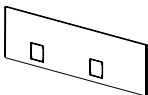
### Shipping

Shipped **k.d. freight prepaid f.o.b. Manitowoc, Wisconsin 54420** factory.  
Freight class #70.

Specifications and prices are subject to change without prior notice.

# Build Your Own Tiles

Laminate Raceway Tile

			MODEL NUMBER				Approx. Packaged Weight
			Basic Model	Cutouts	Laminate Color	Bezel Color	
 PRTL	MODEL	W x H					
	Laminate Raceway Tile	12 x 12"	PRTL1212	NH	<input type="checkbox"/> <input type="checkbox"/> <input type="checkbox"/>	<input type="checkbox"/> <input type="checkbox"/>	2.0#
	• Steel raceway tile with .04 laminate face adhered to steel front	18 x 12"	PRTL1812	NH	<input type="checkbox"/> <input type="checkbox"/> <input type="checkbox"/>	<input type="checkbox"/> <input type="checkbox"/>	3.0#
	• Cutouts for receptacles are factory cut only	24 x 12"	PRTL2412	<input type="checkbox"/> <input type="checkbox"/>	<input type="checkbox"/> <input type="checkbox"/> <input type="checkbox"/>	<input type="checkbox"/> <input type="checkbox"/>	4.0#
	• 12" and 18" wide available with "NH" - no cutouts only	30 x 12"	PRTL3012	<input type="checkbox"/> <input type="checkbox"/>	<input type="checkbox"/> <input type="checkbox"/> <input type="checkbox"/>	<input type="checkbox"/> <input type="checkbox"/>	5.0#
	• 24" wide with "2H" will receive only one cutout	36 x 12"	PRTL3612	<input type="checkbox"/> <input type="checkbox"/>	<input type="checkbox"/> <input type="checkbox"/> <input type="checkbox"/>	<input type="checkbox"/> <input type="checkbox"/>	6.0#
		42 x 12"	PRTL4212	<input type="checkbox"/> <input type="checkbox"/>	<input type="checkbox"/> <input type="checkbox"/> <input type="checkbox"/>	<input type="checkbox"/> <input type="checkbox"/>	7.0#
		48 x 12"	PRTL4812	<input type="checkbox"/> <input type="checkbox"/>	<input type="checkbox"/> <input type="checkbox"/> <input type="checkbox"/>	<input type="checkbox"/> <input type="checkbox"/>	8.0#
		54 x 12"	PRTL5412	<input type="checkbox"/> <input type="checkbox"/>	<input type="checkbox"/> <input type="checkbox"/> <input type="checkbox"/>	<input type="checkbox"/> <input type="checkbox"/>	9.0#
		60 x 12"	PRTL6012	<input type="checkbox"/> <input type="checkbox"/>	<input type="checkbox"/> <input type="checkbox"/> <input type="checkbox"/>	<input type="checkbox"/> <input type="checkbox"/>	10.0#
			<b>A</b>	<b>B</b>	<b>C</b>	<b>D</b>	

## HOW TO ORDER

Indicate the following information on order form:

- Quantity of each item.
- Model number, including options. See "How To Build a Model Number".
- Any special service required.

- Note:
- The ☐ indicates that a choice is required.
  - The absence of the ☐ indicates that no choice is required.
  - Alpha-numeric characters in place of ☐ indicate that no other alternatives are available.

## HOW TO BUILD A MODEL NUMBER

- A** Select basic model.
- |           |                         |
|-----------|-------------------------|
| <b>2H</b> | - Two cutouts           |
| <b>CH</b> | - Chicago-style cutouts |
| <b>MH</b> | - Multiple cutouts      |
| <b>NH</b> | - No cutouts            |
- C** Select laminate color.  
Refer to the **KI Color Addendum** or **KI Fabrics & Finishes binder**.
- D** Select bezel color.  
Refer to the **KI Color Addendum** or **KI Fabrics & Finishes binder**.



# Build Your Own Tiles

Laminate Raceway Tile

Delivered Pricing	
\$	168
	176
	179
	182
	186
	208
	214
	229
	251

**SPECIAL SERVICES**

**Special Carton Marking**

With specially marked information      N/C

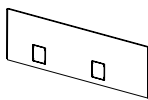
**Shipping**

Shipped **k.d. freight prepaid f.o.b. Manitowoc, Wisconsin 54420** factory.  
Freight class #70.

Specifications and prices are subject to change without prior notice.

# Build Your Own Tiles

Painted Steel Raceway Tile

			MODEL NUMBER				Approx. Packaged Weight
			Basic Model	Cutouts	Paint Color	Bezel Color	
 PRTS	<b>Painted Steel Raceway Tile - 12"H</b> <ul style="list-style-type: none"><li>• Cutouts for receptacles are factory cut only</li><li>• 12" and 18" wide available with "NH" - no cutouts only</li><li>• 24" wide with "2H" will receive only one cutout</li><li>• 30" wide and larger standard to receive two cutouts</li></ul>	12 x 12"	PRTS1212	<input type="checkbox"/> <input type="checkbox"/>	<input type="checkbox"/> <input type="checkbox"/>		2.0#
		18 x 12"	PRTS1812	<input type="checkbox"/> <input type="checkbox"/>	<input type="checkbox"/> <input type="checkbox"/>		3.0#
		24 x 12"	PRTS2412	<input type="checkbox"/> <input type="checkbox"/>	<input type="checkbox"/> <input type="checkbox"/>	<input type="checkbox"/> <input type="checkbox"/> <input type="checkbox"/> <input type="checkbox"/>	4.0#
		30 x 12"	PRTS3012	<input type="checkbox"/> <input type="checkbox"/>	<input type="checkbox"/> <input type="checkbox"/>	<input type="checkbox"/> <input type="checkbox"/> <input type="checkbox"/> <input type="checkbox"/>	5.0#
		36 x 12"	PRTS3612	<input type="checkbox"/> <input type="checkbox"/>	<input type="checkbox"/> <input type="checkbox"/>	<input type="checkbox"/> <input type="checkbox"/> <input type="checkbox"/> <input type="checkbox"/>	6.0#
		42 x 12"	PRTS4212	<input type="checkbox"/> <input type="checkbox"/>	<input type="checkbox"/> <input type="checkbox"/>	<input type="checkbox"/> <input type="checkbox"/> <input type="checkbox"/> <input type="checkbox"/>	7.0#
		48 x 12"	PRTS4812	<input type="checkbox"/> <input type="checkbox"/>	<input type="checkbox"/> <input type="checkbox"/>	<input type="checkbox"/> <input type="checkbox"/> <input type="checkbox"/> <input type="checkbox"/>	8.0#
		54 x 12"	PRTS5412	<input type="checkbox"/> <input type="checkbox"/>	<input type="checkbox"/> <input type="checkbox"/>	<input type="checkbox"/> <input type="checkbox"/> <input type="checkbox"/> <input type="checkbox"/>	9.0#
		60 x 12"	PRTS6012	<input type="checkbox"/> <input type="checkbox"/>	<input type="checkbox"/> <input type="checkbox"/>	<input type="checkbox"/> <input type="checkbox"/> <input type="checkbox"/> <input type="checkbox"/>	10.0#
PRTS	<b>Painted Steel Raceway Tile - 18"H</b>	12 x 18"	PRTS1218	<input type="checkbox"/> <input type="checkbox"/>	<input type="checkbox"/> <input type="checkbox"/>		2.0#
		18 x 18"	PRTS1818	<input type="checkbox"/> <input type="checkbox"/>	<input type="checkbox"/> <input type="checkbox"/>		3.0#
		24 x 18"	PRTS2418	<input type="checkbox"/> <input type="checkbox"/>	<input type="checkbox"/> <input type="checkbox"/>	<input type="checkbox"/> <input type="checkbox"/> <input type="checkbox"/> <input type="checkbox"/>	4.0#
		30 x 18"	PRTS3018	<input type="checkbox"/> <input type="checkbox"/>	<input type="checkbox"/> <input type="checkbox"/>	<input type="checkbox"/> <input type="checkbox"/> <input type="checkbox"/> <input type="checkbox"/>	5.0#
		36 x 18"	PRTS3618	<input type="checkbox"/> <input type="checkbox"/>	<input type="checkbox"/> <input type="checkbox"/>	<input type="checkbox"/> <input type="checkbox"/> <input type="checkbox"/> <input type="checkbox"/>	6.0#
		42 x 18"	PRTS4218	<input type="checkbox"/> <input type="checkbox"/>	<input type="checkbox"/> <input type="checkbox"/>	<input type="checkbox"/> <input type="checkbox"/> <input type="checkbox"/> <input type="checkbox"/>	7.0#
		48 x 18"	PRTS4818	<input type="checkbox"/> <input type="checkbox"/>	<input type="checkbox"/> <input type="checkbox"/>	<input type="checkbox"/> <input type="checkbox"/> <input type="checkbox"/> <input type="checkbox"/>	8.0#
		54 x 18"	PRTS5418	<input type="checkbox"/> <input type="checkbox"/>	<input type="checkbox"/> <input type="checkbox"/>	<input type="checkbox"/> <input type="checkbox"/> <input type="checkbox"/> <input type="checkbox"/>	9.0#
		60 x 18"	PRTS6018	<input type="checkbox"/> <input type="checkbox"/>	<input type="checkbox"/> <input type="checkbox"/>	<input type="checkbox"/> <input type="checkbox"/> <input type="checkbox"/> <input type="checkbox"/>	10.0#
				<b>A</b>	<b>B</b>	<b>C</b>	<b>D</b>

## HOW TO ORDER

Indicate the following information on order form:

1. Quantity of each item.
2. Model number, including options. See "How To Build a Model Number".
3. Any special service required.

Note:

- The ☐ indicates that a choice is required.
- The absence of the ☐ indicates that no choice is required.
- Alpha-numeric characters in place of ☐ indicate that no other alternatives are available.

## HOW TO BUILD A MODEL NUMBER

- A** Select basic model.
- B** Select cutouts.
- |           |                              |
|-----------|------------------------------|
| <b>2H</b> | - Two cutouts; add \$7       |
| <b>CH</b> | - Chicago-style cutouts      |
| <b>MH</b> | - Multiple cutouts; add \$16 |
| <b>NH</b> | - No cutouts                 |
- C** Select paint color.  
Refer to the **KI Color Addendum** or **KI Fabrics & Finishes binder**.  
Metallic paint requires upcharge.
- D** Select bezel color.  
Refer to the **KI Color Addendum** or **KI Fabrics & Finishes binder**.





# Build Your Own Tiles

Painted Steel Raceway Tile

Delivered Pricing		Metallic Paint add to list price	
\$	81	\$	1
	89		1
	96		2
	105		2
	112		3
	118		3
	134		4
	137		4
	158		5
\$	87	\$	1
	95		1
	101		2
	112		2
	117		3
	125		3
	137		4
	139		4
	144		5

## SPECIAL SERVICES

### Special Carton Marking

With specially marked information      N/C



### Shipping

Shipped **k.d. freight prepaid f.o.b. Manitowoc, Wisconsin 54420** factory.  
Freight class #70.

Specifications and prices are subject to change without prior notice.

# Build Your Own Components

Universal Trim

		MODEL NUMBER				
		Basic Model	Fabric Color	Trim Color		
MODEL		H			Approx. Packaged Weight	Delivered Pricing
HRDPT	 <b>Unupholstered Universal Trim (Full-Height)</b> <ul style="list-style-type: none"><li>• Unupholstered</li><li>• Trim colored</li><li>• Note: Order height 6" less than panel height</li></ul>	18"	UTF18		<input type="checkbox"/> <input type="checkbox"/>	1.0# \$ 16
		24"	UTF24		<input type="checkbox"/> <input type="checkbox"/>	1.0# 16
		30"	UTF30		<input type="checkbox"/> <input type="checkbox"/>	1.0# 20
		36"	UTF36		<input type="checkbox"/> <input type="checkbox"/>	1.0# 27
		42"	UTF42		<input type="checkbox"/> <input type="checkbox"/>	1.0# 27
		48"	UTF48		<input type="checkbox"/> <input type="checkbox"/>	1.0# 35
		54"	UTF54		<input type="checkbox"/> <input type="checkbox"/>	2.0# 35
		60"	UTF60		<input type="checkbox"/> <input type="checkbox"/>	2.0# 35
		66"	UTF66		<input type="checkbox"/> <input type="checkbox"/>	2.0# 39
		72"	UTF72		<input type="checkbox"/> <input type="checkbox"/>	2.0# 43
		78"	UTF78		<input type="checkbox"/> <input type="checkbox"/>	2.0# 49
		84"	UTF84		<input type="checkbox"/> <input type="checkbox"/>	2.0# 49
UTFF	 <b>Upholstered Universal Trim (Full-Height)</b> <ul style="list-style-type: none"><li>• Upholstered</li><li>• Note: Order height 6" less than panel height</li></ul>	18"	UTFF18	<input type="checkbox"/> <input type="checkbox"/> <input type="checkbox"/> <input type="checkbox"/>		1.0# N/A
		24"	UTFF24	<input type="checkbox"/> <input type="checkbox"/> <input type="checkbox"/> <input type="checkbox"/>		1.0# N/A
		30"	UTFF30	<input type="checkbox"/> <input type="checkbox"/> <input type="checkbox"/> <input type="checkbox"/>		1.0# N/A
		36"	UTFF36	<input type="checkbox"/> <input type="checkbox"/> <input type="checkbox"/> <input type="checkbox"/>		1.0# N/A
		42"	UTFF42	<input type="checkbox"/> <input type="checkbox"/> <input type="checkbox"/> <input type="checkbox"/>		1.0# N/A
		48"	UTFF48	<input type="checkbox"/> <input type="checkbox"/> <input type="checkbox"/> <input type="checkbox"/>		1.0# N/A
		54"	UTFF54	<input type="checkbox"/> <input type="checkbox"/> <input type="checkbox"/> <input type="checkbox"/>		2.0# N/A
		60"	UTFF60	<input type="checkbox"/> <input type="checkbox"/> <input type="checkbox"/> <input type="checkbox"/>		2.0# N/A
		66"	UTFF66	<input type="checkbox"/> <input type="checkbox"/> <input type="checkbox"/> <input type="checkbox"/>		2.0# N/A
		72"	UTFF72	<input type="checkbox"/> <input type="checkbox"/> <input type="checkbox"/> <input type="checkbox"/>		2.0# N/A
		78"	UTFF78	<input type="checkbox"/> <input type="checkbox"/> <input type="checkbox"/> <input type="checkbox"/>		2.0# N/A
		84"	UTFF84	<input type="checkbox"/> <input type="checkbox"/> <input type="checkbox"/> <input type="checkbox"/>		2.0# N/A

## HOW TO ORDER

Indicate the following information on order form:

1. Quantity of each item.
2. Model number, including options. See "How To Build a Model Number".
3. Any special service required.

Note:

- The ☐ indicates that a choice is required.
- The absence of the ☐ indicates that no choice is required.
- Alpha-numeric characters in place of ☐ indicate that no other alternatives are available.

## HOW TO BUILD A MODEL NUMBER

- A** Select basic model.
- B** Select fabric color.  
Refer to the **KI Color Addendum** or **KI Fabrics & Finishes binder**  
Delivered pricing per tile. May choose different fabric for each tile.
- C** Select trim color.  
Refer to the **KI Color Addendum** or **KI Fabrics & Finishes binder**.  
Metallic paint requires upcharge.



# Build Your Own Components

Universal Trim

Delivered Pricing Fabric Grade 1 & C.O.M.	Delivered Pricing Fabric Grade 2	Delivered Pricing Fabric Grade 3 & Pallas Vertical Fabric Grade PV	Delivered Pricing Pallas Vertical Fabric Grade PV1	Delivered Pricing Pallas Vertical Fabric Grade PV2	Metallic Paint add to list price
					\$ 9
					9
					9
					12
					15
					15
					15
					25
					25
					25
					27
					30
\$ 46	\$ 47	\$ 47	\$ 48	\$ 48	N/A
46	47	47	48	48	N/A
50	53	53	54	55	N/A
55	56	56	57	58	N/A
58	59	59	60	61	N/A
69	71	71	74	76	N/A
71	74	74	75	77	N/A
71	74	74	75	77	N/A
77	79	80	81	82	N/A
84	85	87	88	90	N/A
90	91	93	94	96	N/A
90	91	93	94	96	N/A

## SPECIAL SERVICES

### Special Carton Marking

With specially marked information N/C





### Shipping

Shipped **k.d. freight prepaid f.o.b. Manitowoc, Wisconsin 54420** factory.  
Freight class #70.

Specifications and prices are subject to change without prior notice.

# Build Your Own Components

Universal Trim

		MODEL NUMBER			Approx. Packaged Weight    Delivered Pricing	
		Basic Model	Fabric Color	Trim Color		
 HRDPT	<b>Unupholstered Universal Trim (Height-Change)</b> <ul style="list-style-type: none"><li>• Unupholstered</li><li>• Trim Colored</li></ul>	6"	UTH06	<input type="checkbox"/> <input type="checkbox"/>	1.0#	\$ 4
		12"	UTH12	<input type="checkbox"/> <input type="checkbox"/>	1.0#	6
		18"	UTH18	<input type="checkbox"/> <input type="checkbox"/>	1.0#	10
		24"	UTH24	<input type="checkbox"/> <input type="checkbox"/>	1.0#	16
		30"	UTH30	<input type="checkbox"/> <input type="checkbox"/>	1.0#	20
		36"	UTH36	<input type="checkbox"/> <input type="checkbox"/>	1.0#	27
		42"	UTH42	<input type="checkbox"/> <input type="checkbox"/>	1.0#	27
		48"	UTH48	<input type="checkbox"/> <input type="checkbox"/>	1.0#	35
		54"	UTH54	<input type="checkbox"/> <input type="checkbox"/>	2.0#	35
 UTHF	<b>Upholstered Universal Trim (Height-Change)</b> <ul style="list-style-type: none"><li>• Upholstered</li></ul>	6"	UTHF06	<input type="checkbox"/> <input type="checkbox"/> <input type="checkbox"/> <input type="checkbox"/>	1.0#	N/A
		12"	UTHF12	<input type="checkbox"/> <input type="checkbox"/> <input type="checkbox"/> <input type="checkbox"/>	1.0#	N/A
		18"	UTHF18	<input type="checkbox"/> <input type="checkbox"/> <input type="checkbox"/> <input type="checkbox"/>	1.0#	N/A
		24"	UTHF24	<input type="checkbox"/> <input type="checkbox"/> <input type="checkbox"/> <input type="checkbox"/>	1.0#	N/A
		30"	UTHF30	<input type="checkbox"/> <input type="checkbox"/> <input type="checkbox"/> <input type="checkbox"/>	1.0#	N/A
		36"	UTHF36	<input type="checkbox"/> <input type="checkbox"/> <input type="checkbox"/> <input type="checkbox"/>	1.0#	N/A
		42"	UTHF42	<input type="checkbox"/> <input type="checkbox"/> <input type="checkbox"/> <input type="checkbox"/>	1.0#	N/A
		48"	UTHF48	<input type="checkbox"/> <input type="checkbox"/> <input type="checkbox"/> <input type="checkbox"/>	1.0#	N/A
		54"	UTHF54	<input type="checkbox"/> <input type="checkbox"/> <input type="checkbox"/> <input type="checkbox"/>	2.0#	N/A
 HRDPT	<b>Unupholstered Universal Trim (Height-Change)</b> <ul style="list-style-type: none"><li>• Unupholstered</li></ul>	12"	UTHS12	<input type="checkbox"/> <input type="checkbox"/>	1.0#	\$ 12
		18"	UTHS18	<input type="checkbox"/> <input type="checkbox"/>	1.0#	12
		24"	UTHS24	<input type="checkbox"/> <input type="checkbox"/>	1.0#	20
 UTHSF	<b>Upholstered Universal Trim Stackable (Height-Change)</b> <ul style="list-style-type: none"><li>• Upholstered</li></ul>	12"	UTHSF12	<input type="checkbox"/> <input type="checkbox"/> <input type="checkbox"/> <input type="checkbox"/>	1.0#	N/A
		18"	UTHSF18	<input type="checkbox"/> <input type="checkbox"/> <input type="checkbox"/> <input type="checkbox"/>	1.0#	N/A
		24"	UTHSF24	<input type="checkbox"/> <input type="checkbox"/> <input type="checkbox"/> <input type="checkbox"/>	1.0#	N/A

**A**      **B**      **C**

## HOW TO ORDER

Indicate the following information on order form:

1. Quantity of each item.
2. Model number, including options. See "How To Build a Model Number".
3. Any special service required.

Note:

- The ☐ indicates that a choice is required.
- The absence of the ☐ indicates that no choice is required.
- Alpha-numeric characters in place of ☐ indicate that no other alternatives are available.

## HOW TO BUILD A MODEL NUMBER

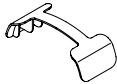
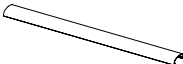
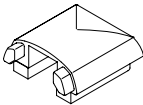
- A** Select basic model.
- B** Select fabric color.  
Refer to the **KI Color Addendum** or **KI Fabrics & Finishes binder**
- C** Select trim color.  
Refer to the **KI Color Addendum** or **KI Fabrics & Finishes binder**.  
Metallic paint requires upcharge.

## Universal Trim

Specifications and prices are subject to change without prior notice.

# Build Your Own Components

## Trim Pieces

		MODEL NUMBER			Approx. Packaged Weight
		Basic Model	Trim Color	Paint Color	
	Top Cap Splice Plate	46.0365	<input type="checkbox"/> <input type="checkbox"/>		1.0#
HRDPT					
	Top Cap	12"	46.0040.12	<input type="checkbox"/> <input type="checkbox"/>	1.0#
		18"	46.0040.18	<input type="checkbox"/> <input type="checkbox"/>	1.0#
		24"	46.0040.24	<input type="checkbox"/> <input type="checkbox"/>	1.0#
		30"	46.0040.30	<input type="checkbox"/> <input type="checkbox"/>	1.0#
		36"	46.0040.36	<input type="checkbox"/> <input type="checkbox"/>	1.0#
		42"	46.0040.42	<input type="checkbox"/> <input type="checkbox"/>	1.0#
		48"	46.0040.48	<input type="checkbox"/> <input type="checkbox"/>	2.0#
		54"	46.0040.54	<input type="checkbox"/> <input type="checkbox"/>	2.0#
	1-Way (Dead End) Cap	60"	46.0040.60	<input type="checkbox"/> <input type="checkbox"/>	2.0#
HRDPT					
		<b>A</b>	<b>B</b>	<b>C</b>	

### HOW TO ORDER

Indicate the following information on order form:

1. Quantity of each item.
2. Model number, including options. See "How To Build a Model Number".
3. Any special service required.

Note:

- The ☐ indicates that a choice is required.
- The absence of the ☐ indicates that no choice is required.
- Alpha-numeric characters in place of ☐ indicate that no other alternatives are available.

### HOW TO BUILD A MODEL NUMBER

- A** Select basic model.
- B** Select trim color.  
Refer to the **KI Color Addendum** or **KI Fabrics & Finishes binder**.
- C** Select paint color.  
Refer to the **KI Color Addendum** or **KI Fabrics & Finishes binder**.  
Metallic paint requires upcharge.



# Build Your Own Components

Trim Pieces

Delivered Pricing	
\$	1
\$	12
	16
	24
	29
	29
	39
	39
	39
	48
\$	4

**SPECIAL SERVICES**

**Special Carton Marking**

With specially marked information      N/C

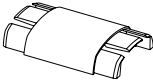



**Shipping**

Shipped **k.d. freight prepaid f.o.b. Manitowoc, Wisconsin 54420** factory.  
Freight class #70.

Specifications and prices are subject to change without prior notice.

# Build Your Own Components

## Trim Pieces

MODEL	MODEL NUMBER		Approx. Packaged Weight
	Basic Model	Paint Color	
  HRDPT	46.0089	<input type="checkbox"/> <input type="checkbox"/>	1.0#
  HRDPT	46.0088	<input type="checkbox"/> <input type="checkbox"/>	1.0#
  HRDPT	46.0091	<input type="checkbox"/> <input type="checkbox"/>	1.0#
  HRDPT	46.0042	<input type="checkbox"/> <input type="checkbox"/>	1.0#

A

B

### HOW TO ORDER

Indicate the following information on order form:

1. Quantity of each item.
2. Model number, including options. See "How To Build a Model Number".
3. Any special service required.

Note:

- The ☐ indicates that a choice is required.
- The absence of the ☐ indicates that no choice is required.
- Alpha-numeric characters in place of ☐ indicate that no other alternatives are available.

### HOW TO BUILD A MODEL NUMBER

- A** Select basic model.
- B** Select paint color.  
Refer to the **KI Color Addendum** or **KI Fabrics & Finishes binder**.  
Metallic paint requires upcharge.





Delivered Pricing	
\$	12
\$	11
\$	12
\$	11

SPECIAL SERVICES

Special Carton Marking

With specially marked information      N/C




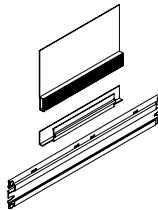
Shipping

Shipped **k.d. freight prepaid f.o.b. Manitowoc, Wisconsin 54420** factory.  
Freight class #70.

Specifications and prices are subject to change without prior notice.

# Build Your Own Components

## Trim Pieces

		MODEL NUMBER		Approx. Packaged Weight	
		Basic Model	Paint Color		
  HRDPT	<b>End-Of-Run with End-Of-Run Top Cap</b> <ul style="list-style-type: none"><li>Note: Order height same height as adjacent panel</li></ul>	H			
		30"	PET30	<input type="checkbox"/> <input type="checkbox"/>	1.0#
		36"	PET36	<input type="checkbox"/> <input type="checkbox"/>	1.0#
		42"	PET42	<input type="checkbox"/> <input type="checkbox"/>	2.0#
		48"	PET48	<input type="checkbox"/> <input type="checkbox"/>	2.0#
		54"	PET54	<input type="checkbox"/> <input type="checkbox"/>	2.0#
		60"	PET60	<input type="checkbox"/> <input type="checkbox"/>	2.0#
		66"	PET66	<input type="checkbox"/> <input type="checkbox"/>	2.0#
		72"	PET72	<input type="checkbox"/> <input type="checkbox"/>	2.0#
		78"	PET78	<input type="checkbox"/> <input type="checkbox"/>	2.0#
	84"	PET84	<input type="checkbox"/> <input type="checkbox"/>	3.0#	
  HRDPT	<b>Stackable End-Of-Run</b> <ul style="list-style-type: none"><li>Trim for exposed ends of stackable panels</li></ul>	12"	PSET12	<input type="checkbox"/> <input type="checkbox"/>	1.0#
		18"	PSET18	<input type="checkbox"/> <input type="checkbox"/>	1.0#
		24"	PSET24	<input type="checkbox"/> <input type="checkbox"/>	1.0#
  HRDPT	<b>In-Line Height-Change Trim</b> <ul style="list-style-type: none"><li>Includes end-of-run top and bottom cap</li></ul>	6"	PVET06	<input type="checkbox"/> <input type="checkbox"/>	1.0#
		12"	PVET12	<input type="checkbox"/> <input type="checkbox"/>	1.0#
		18"	PVET18	<input type="checkbox"/> <input type="checkbox"/>	1.0#
		24"	PVET24	<input type="checkbox"/> <input type="checkbox"/>	1.0#
		30"	PVET30	<input type="checkbox"/> <input type="checkbox"/>	1.0#
		36"	PVET36	<input type="checkbox"/> <input type="checkbox"/>	1.0#
		42"	PVET42	<input type="checkbox"/> <input type="checkbox"/>	2.0#
		48"	PVET48	<input type="checkbox"/> <input type="checkbox"/>	2.0#
		54"	PVET54	<input type="checkbox"/> <input type="checkbox"/>	2.0#
  HRDPT	<b>Power Panel Trim</b> <ul style="list-style-type: none"><li>Plastic trim piece must be cut to size in the field</li></ul>	12"	PPPT.12		2.0#
		18"	PPPT.18		3.0#
		24"	PPPT.24		4.0#
		30"	PPPT.30		5.0#
		36"	PPPT.36		6.0#
		42"	PPPT.42		7.0#
		48"	PPPT.48		8.0#
		54"	PPPT.54		8.0#
		60"	PPPT.60		9.0#

A

B

A

B

### HOW TO ORDER

Indicate the following information on order form:

1. Quantity of each item.
2. Model number, including options. See "How To Build a Model Number".
3. Any special service required.

Note:

- The ☐ indicates that a choice is required.
- The absence of the ☐ indicates that no choice is required.
- Alpha-numeric characters in place of ☐ indicate that no other alternatives are available.

### HOW TO BUILD A MODEL NUMBER

- A** Select basic model.
- B** Select paint color.  
Refer to the **KI Color Addendum** or **KI Fabrics & Finishes binder**.  
Metallic paint requires upcharge.



# Build Your Own Components

Trim Pieces

Delivered Pricing			
\$	24	\$	28
	29		29
	29		36
	39		36
	39		36
	39		37
	53		37
	53		39
	53		39
	53		40
\$	5		N/A
	7		N/A
	12		N/A
\$	8	\$	31
	12		33
	18		33
	24		33
	27		37
	30		38
	32		46
	40		46
	40		46
\$	164		N/A
	170		N/A
	178		N/A
	213		N/A
	222		N/A
	282		N/A
	289		N/A
	297		N/A
	305		N/A

## SPECIAL SERVICES

### Special Carton Marking

With specially marked information N/C



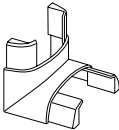


### Shipping

Shipped **k.d. freight prepaid f.o.b. Manitowoc, Wisconsin 54420** factory.  
Freight class #70.

Specifications and prices are subject to change without prior notice.

# Build Your Own Components

## Trim Pieces

			MODEL NUMBER		Approx. Packaged Weight
			Basic Model	Paint Color	
	90° Base Trim	6"	46.0039	<input type="checkbox"/> <input type="checkbox"/>	1.0#
HRDPT					
	3-Way "T" Base Trim	6"	46.0038	<input type="checkbox"/> <input type="checkbox"/>	1.0#
HRDPT					
	Cap-Bottom Height-Change		46.0030	<input type="checkbox"/> <input type="checkbox"/>	1.0#
HRDPT					
	Top Cap-End of Run		46.0028	<input type="checkbox"/> <input type="checkbox"/>	1.0#
HRDPT					
	Trim Height-Change End-of-Run	12"	46.0093.12	<input type="checkbox"/> <input type="checkbox"/>	1.0#
		18"	46.0093.18	<input type="checkbox"/> <input type="checkbox"/>	1.0#
		24"	46.0093.24	<input type="checkbox"/> <input type="checkbox"/>	1.0#
		30"	46.0093.30	<input type="checkbox"/> <input type="checkbox"/>	1.0#
		36"	46.0093.36	<input type="checkbox"/> <input type="checkbox"/>	1.0#
		42"	46.0093.42	<input type="checkbox"/> <input type="checkbox"/>	1.0#
		48"	46.0093.48	<input type="checkbox"/> <input type="checkbox"/>	1.0#
		54"	46.0093.54	<input type="checkbox"/> <input type="checkbox"/>	1.0#
HRDPT					
			<b>A</b>	<b>B</b>	

### HOW TO ORDER

Indicate the following information on order form:

1. Quantity of each item.
2. Model number, including options. See "How To Build a Model Number".
3. Any special service required.

Note:

- The ☐ indicates that a choice is required.
- The absence of the ☐ indicates that no choice is required.
- Alpha-numeric characters in place of ☐ indicate that no other alternatives are available.

### HOW TO BUILD A MODEL NUMBER

- A** Select basic model.
- B** Select paint color.  
Refer to the **KI Color Addendum** or **KI Fabrics & Finishes binder**.  
Metallic paint requires upcharge.



# Build Your Own Components

Trim Pieces

Delivered Pricing		
\$	4	\$ 15
\$	3	\$ 9
\$	3	N/A
\$	2	\$ 7
\$	6	N/A
	8	N/A
	11	N/A
	18	N/A
	24	N/A
	24	N/A
	34	N/A
	34	N/A

SPECIAL SERVICES

Special Carton Marking

With specially marked information N/C

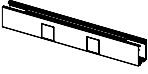
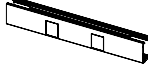

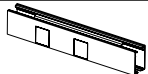
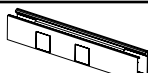
Shipping

Shipped k.d. freight prepaid f.o.b. Manitowoc, Wisconsin 54420 factory. Freight class #70.

Specifications and prices are subject to change without prior notice.

# Build Your Own Components

## Trim Pieces

		W	MODEL NUMBER		Approx. Packaged Weight
			Basic Model	Paint Color	
 HRDPT	<b>Domestic Power Base Trim/Raceway - Holes on Both Sides</b> <ul style="list-style-type: none"><li>Consists of pre-assembled bottom and two covers</li><li>Ships standard with removable filler plates for data/electrical (24" and wider only)</li></ul>	12"	46.0017.12	<input type="checkbox"/>	1.0#
		18"	46.0017.18	<input type="checkbox"/>	1.0#
		24"	46.0017.24	<input type="checkbox"/>	2.0#
		30"	46.0017.30	<input type="checkbox"/>	3.0#
		36"	46.0017.36	<input type="checkbox"/>	3.0#
		42"	46.0017.42	<input type="checkbox"/>	4.0#
		48"	46.0017.48	<input type="checkbox"/>	5.0#
		54"	46.0017.54	<input type="checkbox"/>	5.0#
 HRDPT	<b>Domestic Power Base Trim/Raceway - Holes on One Side</b> <ul style="list-style-type: none"><li>Consists of pre-assembled bottom and two covers</li><li>Ships standard with removable filler plates for data/electrical (24" and wider only)</li></ul>	24"	46.1218.24	<input type="checkbox"/>	2.0#
		30"	46.1218.30	<input type="checkbox"/>	3.0#
		36"	46.1218.36	<input type="checkbox"/>	3.0#
		42"	46.1218.42	<input type="checkbox"/>	4.0#
		48"	46.1218.48	<input type="checkbox"/>	5.0#
		54"	46.1218.54	<input type="checkbox"/>	5.0#
		60"	46.1218.60	<input type="checkbox"/>	6.0#
 HRDPT	<b>Domestic Power Base Trim/Raceway - No Holes</b> <ul style="list-style-type: none"><li>Consists of pre-assembled bottom and two covers</li><li>Ships standard with removable filler plates for data/electrical (24" and wider only)</li></ul>	24"	46.1217.24	<input type="checkbox"/>	2.0#
		30"	46.1217.30	<input type="checkbox"/>	3.0#
		36"	46.1217.36	<input type="checkbox"/>	3.0#
		42"	46.1217.42	<input type="checkbox"/>	4.0#
		48"	46.1217.48	<input type="checkbox"/>	5.0#
		54"	46.1217.54	<input type="checkbox"/>	5.0#
		60"	46.1217.60	<input type="checkbox"/>	6.0#
 HRDPT	<b>Chicago Power Base Trim/Raceway - Holes on Both Sides</b> <ul style="list-style-type: none"><li>Consists of pre-assembled bottom and two covers</li><li>Ships standard with removable filler plates for data/electrical</li></ul>	24"	46.0343.24	<input type="checkbox"/>	2.0#
		30"	46.0343.30	<input type="checkbox"/>	3.0#
		36"	46.0343.36	<input type="checkbox"/>	3.0#
		42"	46.0343.42	<input type="checkbox"/>	4.0#
		48"	46.0343.48	<input type="checkbox"/>	5.0#
		54"	46.0343.54	<input type="checkbox"/>	5.0#
		60"	46.0343.60	<input type="checkbox"/>	6.0#
 HRDPT	<b>Chicago Power Base Trim/Raceway - Holes on One Side</b> <ul style="list-style-type: none"><li>Consists of pre-assembled bottom and two covers</li><li>Ships standard with removable filler plates for data/electrical</li></ul>	24"	46.1219.24	<input type="checkbox"/>	2.0#
		30"	46.1219.30	<input type="checkbox"/>	3.0#
		36"	46.1219.36	<input type="checkbox"/>	3.0#
		42"	46.1219.42	<input type="checkbox"/>	4.0#
		48"	46.1219.48	<input type="checkbox"/>	5.0#
		54"	46.1219.54	<input type="checkbox"/>	5.0#
		60"	46.1219.60	<input type="checkbox"/>	6.0#

### HOW TO ORDER

Indicate the following information on order form:

- Quantity of each item.
- Model number, including options. See "How To Build a Model Number".
- Any special service required.

Note:

- The ☐ indicates that a choice is required.
- The absence of the ☐ indicates that no choice is required.
- Alpha-numeric characters in place of ☐ indicate that no other alternatives are available.

### HOW TO BUILD A MODEL NUMBER

- A** Select basic model.
- B** Select paint color. Refer to the **KI Color Addendum** or **KI Fabrics & Finishes binder**. Metallic paint requires upcharge.



# Build Your Own Components

Trim Pieces

Delivered Pricing			
\$	38		\$ 12
	47		15
	59		24
	71		29
	74		30
	90		35
	90		36
	117		37
	141		50
\$	59		\$ 18
	71		24
	74		27
	89		32
	90		32
	114		33
	139		45
\$	53		\$ 16
	63		18
	63		23
	88		28
	88		28
	108		29
	134		40
\$	55		\$ 31
	66		37
	66		37
	80		52
	80		53
	97		55
	112		68
\$	59		\$ 18
	71		24
	74		27
	90		32
	90		32
	114		33
	139		45

## SPECIAL SERVICES

### Special Carton Marking

With specially marked information N/C

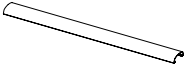
### Shipping

Shipped **k.d. freight prepaid f.o.b. Manitowoc, Wisconsin 54420** factory.  
Freight class #70.

Specifications and prices are subject to change without prior notice.

# Build Your Own Components

Wood Veneer Trim Pieces

		MODEL NUMBER		Approx. Packaged Weight
		Basic Model	Wood Edge Color	
MODEL	W			
 <b>Veneer Top Cap</b> <ul style="list-style-type: none"><li>Maple species veneer wrapped polypropylene trim</li></ul> HRDPT	12"	46.0950.12	<input type="checkbox"/> <input type="checkbox"/> <input type="checkbox"/>	1.0#
	18"	46.0950.18	<input type="checkbox"/> <input type="checkbox"/> <input type="checkbox"/>	1.0#
	24"	46.0950.24	<input type="checkbox"/> <input type="checkbox"/> <input type="checkbox"/>	1.0#
	30"	46.0950.30	<input type="checkbox"/> <input type="checkbox"/> <input type="checkbox"/>	1.0#
	36"	46.0950.36	<input type="checkbox"/> <input type="checkbox"/> <input type="checkbox"/>	1.0#
	42"	46.0950.42	<input type="checkbox"/> <input type="checkbox"/> <input type="checkbox"/>	1.0#
	48"	46.0950.48	<input type="checkbox"/> <input type="checkbox"/> <input type="checkbox"/>	1.0#
	54"	46.0950.54	<input type="checkbox"/> <input type="checkbox"/> <input type="checkbox"/>	1.0#
	60"	46.0950.60	<input type="checkbox"/> <input type="checkbox"/> <input type="checkbox"/>	1.0#
		<b>A</b>	<b>B</b>	

## HOW TO ORDER

Indicate the following information on order form:

- Quantity of each item.
- Model number, including options. See "How To Build a Model Number".
- Any special service required.

Note:

- The ☐ indicates that a choice is required.
- The absence of the ☐ indicates that no choice is required.
- Alpha-numeric characters in place of ☐ indicate that no other alternatives are available.

## HOW TO BUILD A MODEL NUMBER

- A** Select basic model.
- B** Select wood edge color. Refer to the **KI Color Addendum** or **KI Fabrics & Finishes binder**.





# Build Your Own Components

Wood Veneer Trim Pieces

Delivered Pricing	
\$	109
	122
	133
	146
	167
	192
	214
	224
	238

**SPECIAL SERVICES**

**Special Carton Marking**

With specially marked information      N/C




**Shipping**

Shipped **k.d. freight prepaid f.o.b. Manitowoc, Wisconsin 54420** factory.  
Freight class #70.

Specifications and prices are subject to change without prior notice.

# Build Your Own Components

## Wood Veneer Trim Pieces

		L	MODEL NUMBER			Approx. Packaged Weight
			Basic Model	Wood Edge Color	Paint Color	
  PETW	<b>Veneer End-of-Run Trim with End-of-Run Top Cap</b> <ul style="list-style-type: none"><li>• Note: Order height same height as adjacent panel</li><li>• Includes full post</li><li>• Maple species veneer wrapped polypropylene trim</li></ul>	30"	PETW30	<input type="checkbox"/> <input type="checkbox"/> <input type="checkbox"/>	<input type="checkbox"/>	1.0#
		36"	PETW36	<input type="checkbox"/> <input type="checkbox"/> <input type="checkbox"/>	<input type="checkbox"/>	1.0#
		42"	PETW42	<input type="checkbox"/> <input type="checkbox"/> <input type="checkbox"/>	<input type="checkbox"/>	2.0#
		48"	PETW48	<input type="checkbox"/> <input type="checkbox"/> <input type="checkbox"/>	<input type="checkbox"/>	2.0#
		54"	PETW54	<input type="checkbox"/> <input type="checkbox"/> <input type="checkbox"/>	<input type="checkbox"/>	2.0#
		60"	PETW60	<input type="checkbox"/> <input type="checkbox"/> <input type="checkbox"/>	<input type="checkbox"/>	2.0#
		66"	PETW66	<input type="checkbox"/> <input type="checkbox"/> <input type="checkbox"/>	<input type="checkbox"/>	2.0#
		72"	PETW72	<input type="checkbox"/> <input type="checkbox"/> <input type="checkbox"/>	<input type="checkbox"/>	2.0#
		78"	PETW78	<input type="checkbox"/> <input type="checkbox"/> <input type="checkbox"/>	<input type="checkbox"/>	2.0#
		84"	PETW84	<input type="checkbox"/> <input type="checkbox"/> <input type="checkbox"/>	<input type="checkbox"/>	3.0#
  PETW	<b>Veneer In-Line Height-Change Trim</b> <ul style="list-style-type: none"><li>• Includes end-of-run top and bottom cap</li><li>• Maple species veneer wrapped polypropylene trim</li></ul>	12"	PETWV3042	<input type="checkbox"/> <input type="checkbox"/> <input type="checkbox"/>		1.0#
		24"	PETWV3054	<input type="checkbox"/> <input type="checkbox"/> <input type="checkbox"/>		1.0#
		36"	PETWV3066	<input type="checkbox"/> <input type="checkbox"/> <input type="checkbox"/>		2.0#
		54"	PETWV3084	<input type="checkbox"/> <input type="checkbox"/> <input type="checkbox"/>		2.0#
		12"	PETWV4254	<input type="checkbox"/> <input type="checkbox"/> <input type="checkbox"/>		2.0#
		24"	PETWV4266	<input type="checkbox"/> <input type="checkbox"/> <input type="checkbox"/>		2.0#
		42"	PETWV4284	<input type="checkbox"/> <input type="checkbox"/> <input type="checkbox"/>		2.0#
		12"	PETWV5466	<input type="checkbox"/> <input type="checkbox"/> <input type="checkbox"/>		2.0#
		30"	PETWV5484	<input type="checkbox"/> <input type="checkbox"/> <input type="checkbox"/>		2.0#
		18"	PETWV6684	<input type="checkbox"/> <input type="checkbox"/> <input type="checkbox"/>		3.0#
  PETW	<b>Veneer Stackable End-of-Run</b> <ul style="list-style-type: none"><li>• Trim for exposed ends of stackable panels</li><li>• Maple species veneer wrapped polypropylene trim</li></ul>	12"	PSTW12	<input type="checkbox"/> <input type="checkbox"/> <input type="checkbox"/>		1.0#
		18"	PSTW18	<input type="checkbox"/> <input type="checkbox"/> <input type="checkbox"/>		1.0#
		24"	PSTW24	<input type="checkbox"/> <input type="checkbox"/> <input type="checkbox"/>		1.0#

A

B

C

### HOW TO ORDER

Indicate the following information on order form:

1. Quantity of each item.
2. Model number, including options. See "How To Build a Model Number".
3. Any special service required.

Note:

- The ☐ indicates that a choice is required.
- The absence of the ☐ indicates that no choice is required.
- Alpha-numeric characters in place of ☐ indicate that no other alternatives are available.

### HOW TO BUILD A MODEL NUMBER

- A

Select basic model.
- B

Select wood edge color.  
Refer to the **KI Color Addendum** or **KI Fabrics & Finishes binder**.
- C

Select paint color.  
Refer to the **KI Color Addendum** or **KI Fabrics & Finishes binder**.  
Metallic paint requires upcharge.



# Build Your Own Components

Wood Veneer Trim Pieces

Delivered Pricing	Metallic Paint add to list price
\$ 287	\$ 6
305	6
327	6
352	6
363	6
374	6
385	6
399	6
413	6
430	6
\$ 394	N/A
420	N/A
455	N/A
513	N/A
394	N/A
420	N/A
476	N/A
394	N/A
436	N/A
407	N/A
\$ 109	N/A
122	N/A
136	N/A

## SPECIAL SERVICES

### Special Carton Marking

With specially marked information N/C


### Shipping

Shipped **k.d. freight prepaid f.o.b. Manitowoc, Wisconsin 54420** factory.  
Freight class #70.

Specifications and prices are subject to change without prior notice.

# Build Your Own Components

Wood Veneer Trim Pieces

			MODEL NUMBER		Approx. Packaged Weight
			Basic Model	Wood Edge Color	
MODEL			L		
   <					

## HOW TO ORDER

Indicate the following information on order form:

1. Quantity of each item.
2. Model number, including options. See "How To Build a Model Number".
3. Any special service required.

Note:

- The ☐ indicates that a choice is required.
- The absence of the ☐ indicates that no choice is required.
- Alpha-numeric characters in place of ☐ indicate that no other alternatives are available.

## HOW TO BUILD A MODEL NUMBER

- A** Select basic model.
- B** Select wood edge color. Refer to the **KI Color Addendum** or **KI Fabrics & Finishes binder**.



# Build Your Own Components

Wood Veneer Trim Pieces

Delivered Pricing
\$ 287
305
327
352
363
374
385
399
413
430

**SPECIAL SERVICES**

**Special Carton Marking**

With specially marked information      N/C


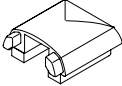



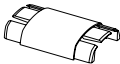

**Shipping**

Shipped **k.d. freight prepaid f.o.b. Manitowoc, Wisconsin 54420** factory.  
Freight class #70.

Specifications and prices are subject to change without prior notice.

# Build Your Own Components

Wood Veneer Trim Pieces

MODEL		MODEL NUMBER		Approx. Packaged Weight
		Basic Model	Wood Edge Color	
 <b>End of Run Cap</b> • Maple species solid wood cap	HRDPT	46.0689	<input type="checkbox"/> <input type="checkbox"/> <input type="checkbox"/>	1.0#
 <b>1-Way (Dead End) Cap</b> • Maple species solid wood cap	HRDPT	46.0953	<input type="checkbox"/> <input type="checkbox"/> <input type="checkbox"/>	1.0#
 <b>90° Top Cap</b> • Maple species solid wood cap	HRDPT	46.0699	<input type="checkbox"/> <input type="checkbox"/> <input type="checkbox"/>	1.0#
 <b>3-Way Top Cap</b> • Maple species solid wood cap	HRDPT	46.0952	<input type="checkbox"/> <input type="checkbox"/> <input type="checkbox"/>	1.0#
 <b>4-Way Top Cap</b> • Maple species solid wood cap	HRDPT	46.0696	<input type="checkbox"/> <input type="checkbox"/> <input type="checkbox"/>	1.0#
 <b>180° In line Top Cap</b> • Maple species solid wood cap	HRDPT	46.0954	<input type="checkbox"/> <input type="checkbox"/> <input type="checkbox"/>	1.0#
 <b>Height-Change - Bottom Only</b> • Maple species solid wood cap	HRDPT	46.0690	<input type="checkbox"/> <input type="checkbox"/> <input type="checkbox"/>	1.0#

A

B

## HOW TO ORDER

Indicate the following information on order form:

1. Quantity of each item.
2. Model number, including options. See “How To Build a Model Number”.
3. Any special service required.

Note: • The ☐ indicates that a choice is required.  
• The absence of the ☐ indicates that no choice is required.  
• Alpha-numeric characters in place of ☐ indicate that no other alternatives are available.

## HOW TO BUILD A MODEL NUMBER

- A** Select basic model.
- B** Select wood edge color.  
Refer to the **KI Color Addendum** or **KI Fabrics & Finishes binder**.



# Build Your Own Components

Wood Veneer Trim Pieces

Delivered Pricing	
\$	127
\$	164
\$	179
\$	203
\$	205
\$	176
\$	148

**SPECIAL SERVICES**

**Special Carton Marking**

With specially marked information      N/C



**Shipping**

Shipped **k.d. freight prepaid f.o.b. Manitowoc, Wisconsin 54420** factory.  
Freight class #70.

Specifications and prices are subject to change without prior notice.

# Build Your Own Components

## Frame Components

		MODEL NUMBER		Approx. Packaged Weight
			Basic Model	
MODEL	H			
	<b>Vertical Full-Post with Glide</b>	30"	46.0000.30	3.0#
	• Integral glide constructed of ST nylon provides 4" height adjustment	36"	46.0000.36	4.0#
	• Integral light-block	42"	46.0000.42	5.0#
	• Includes black ABS wire protector and top cut-out	48"	46.0000.48	5.0#
	• Black only	54"	46.0000.54	6.0#
		60"	46.0000.60	7.0#
		66"	46.0000.66	8.0#
		72"	46.0000.72	9.0#
		78"	46.0000.78	9.0#
		84"	46.0000.84	10.0#
HRDPT				
	<b>Vertical Half-Post with Glide</b>	30"	46.0001.30	3.0#
	• Integral glide constructed of ST nylon provides 4" height adjustment	36"	46.0001.36	3.0#
	• Integral light-block	42"	46.0001.42	4.0#
	• Includes black ABS wire protector and top cut-out	48"	46.0001.48	4.0#
	• Black only	54"	46.0001.54	5.0#
	• Order connector blocks separately	60"	46.0001.60	5.0#
		66"	46.0001.66	6.0#
		72"	46.0001.72	7.0#
		78"	46.0001.78	7.0#
		84"	46.0001.84	7.0#
HRDPT				

A

### HOW TO ORDER

Indicate the following information on order form:

- Quantity of each item.
- Model number, including options. See "How To Build a Model Number".
- Any special service required.

Note:

- The ☐ indicates that a choice is required.
- The absence of the ☐ indicates that no choice is required.
- Alpha-numeric characters in place of ☐ indicate that no other alternatives are available.

### HOW TO BUILD A MODEL NUMBER

A Select basic model.





# Build Your Own Components

Frame Components

Delivered Pricing	
\$	33
	39
	40
	45
	46
	50
	53
	58
	60
	68
\$	29
	33
	35
	37
	40
	43
	45
	48
	49
	54

**SPECIAL SERVICES**

**Special Carton Marking**

With specially marked information      N/C



**Shipping**

Shipped **k.d. freight prepaid f.o.b. Manitowoc, Wisconsin 54420** factory.  
Freight class #70.

Specifications and prices are subject to change without prior notice.

# Build Your Own Components

## Frame Components

			MODEL NUMBER	Approx. Packaged Weight
MODEL	H	Basic Model		
	<b>Stackable Full-Post with Splice</b>	12"	46.0000.12	1.0#
	<ul style="list-style-type: none"><li>• Integral light-block constructed of .030 black chipboard light-block</li><li>• Includes black ABS wire protector and top cut-out</li><li>• Black only</li><li>• Order connector blocks separately</li></ul>	18"	46.0000.18	2.0#
		24"	46.0000.24	3.0#
HRDPT				
	<b>Stackable Half-Post with Splice</b>	12"	46.0001.12	1.0#
	<ul style="list-style-type: none"><li>• Integral light-block constructed of .030 black chipboard light-block</li><li>• Includes black ABS wire protector and top cut-out</li><li>• Black only</li><li>• Order connector blocks separately</li></ul>	18"	46.0001.18	2.0#
		24"	46.0001.24	2.0#
HRDPT				

A

### HOW TO ORDER

- Indicate the following information on order form:
1. Quantity of each item.
  2. Model number, including options. See "How To Build a Model Number".
  3. Any special service required.

Note:

- The ☐ indicates that a choice is required.
- The absence of the ☐ indicates that no choice is required.
- Alpha-numeric characters in place of ☐ indicate that no other alternatives are available.

### HOW TO BUILD A MODEL NUMBER

A Select basic model.



Delivered Pricing	
\$	40
	43
	46
\$	53
	54
	58

SPECIAL SERVICES

Special Carton Marking

With specially marked information N/C







Shipping

Shipped **k.d. freight prepaid f.o.b. Manitowoc, Wisconsin 54420** factory.  
Freight class #70.

Specifications and prices are subject to change without prior notice.

# Build Your Own Components

## Frame Components

		MODEL NUMBER		Approx. Packaged Weight
		Basic Model		
 HRDPT	<b>Corner Connector Block</b> <ul style="list-style-type: none"><li>• Black only</li><li>• .080" thick extruded aluminum with four threaded inserts</li></ul>	46.0022		1.0#
 HRDPT	<b>Corner Connector Block with Shoulder Bolts</b> <ul style="list-style-type: none"><li>• Black only</li><li>• .080" thick extruded aluminum with four threaded inserts</li><li>• Includes four shoulder bolts</li></ul>	46.0022.KIT		1.0#
 HRDPT	<b>Corner Connector Block Height-Change</b> <ul style="list-style-type: none"><li>• Black only</li><li>• .080" thick extruded aluminum with three threaded inserts</li><li>• Includes cable wireway</li></ul>	46.0021		1.0#
 HRDPT	<b>Corner Connector Block Height-Change with Shoulder Bolts</b> <ul style="list-style-type: none"><li>• Black only</li><li>• .080" thick extruded aluminum with three threaded inserts</li><li>• Includes three shoulder bolts</li></ul>	46.0021.KIT		1.0#
 HRDPT	<b>Shoulder Bolt</b> <ul style="list-style-type: none"><li>• Used to connect half post to corner connector blocks</li><li>• Includes 3/8 washer</li></ul>	46.0679		1.0#
 HRDPT	<b>Intersection Light Block Tube</b>	12"	46.0050.12	1.0#
		18"	46.0050.18	1.0#
		24"	46.0050.24	1.0#
		30"	46.0050.30	1.0#
		36"	46.0050.36	1.0#
		42"	46.0050.42	1.0#
		48"	46.0050.48	1.0#
		54"	46.0050.54	1.0#
		60"	46.0050.60	1.0#
		66"	46.0050.66	1.0#
		72"	46.0050.72	1.0#
		78"	46.0050.78	1.0#

A

### HOW TO ORDER

Indicate the following information on order form:

1. Quantity of each item.
2. Model number, including options. See "How To Build a Model Number".
3. Any special service required.

Note:

- The ☐ indicates that a choice is required.
- The absence of the ☐ indicates that no choice is required.
- Alpha-numeric characters in place of ☐ indicate that no other alternatives are available.

### HOW TO BUILD A MODEL NUMBER

A Select basic model.



# Build Your Own Components

Frame Components

Delivered Pricing	
\$	16
\$	20
\$	16
\$	20
\$	1
\$	3
	3
	3
	4
	4
	4
	5
	5
	5
	5
	7
	7

**SPECIAL SERVICES**

**Special Carton Marking**

With specially marked information      N/C


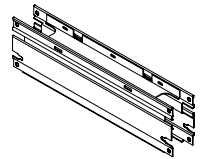
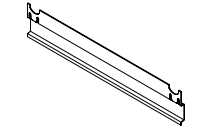
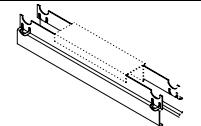
**Shipping**

Shipped **k.d. freight prepaid f.o.b. Manitowoc, Wisconsin 54420** factory.  
Freight class #70.

Specifications and prices are subject to change without prior notice.

# Build Your Own Components

## Frame Components

		MODEL NUMBER		Approx. Packaged Weight
			Basic Model	
  HRDPT	<b>Horizontal Rail</b> <ul style="list-style-type: none"><li>.080" thick extruded aluminum with four threaded inserts</li><li>Black only</li></ul>	12"	46.0002.12	2.0#
		18"	46.0002.18	3.0#
		24"	46.0002.24	4.0#
		30"	46.0002.30	5.0#
		36"	46.0002.36	6.0#
		42"	46.0002.42	7.0#
		48"	46.0002.48	9.0#
		54"	46.0002.54	10.0#
  HRDPT	<b>Enhanced Horizontal Rail</b> <ul style="list-style-type: none"><li>Closed section contains welded-in "U" channel for unsupported returns</li><li>Black only</li></ul>	12"	46.0630.12	2.0#
		18"	46.0630.18	3.0#
		24"	46.0630.24	4.0#
		30"	46.0630.30	5.0#
		36"	46.0630.36	6.0#
		42"	46.0630.42	7.0#
		48"	46.0630.48	9.0#
		54"	46.0630.54	10.0#
  HRDPT	<b>Horizontal Light Block - Single</b> <ul style="list-style-type: none"><li>Use single or pair to accommodate panels that require odd or even number of light blocks</li><li>Used in replacement of horizontal rail within segmented panels</li></ul>	12"	HLB.12	1.0#
		18"	HLB.18	1.0#
		24"	HLB.24	1.0#
		30"	HLB.30	1.0#
		36"	HLB.36	1.0#
		42"	HLB.42	1.0#
		48"	HLB.48	1.0#
		54"	HLB.54	1.0#
  HRDPT	<b>Horizontal Light Block - Pairs</b> <ul style="list-style-type: none"><li>Use single or pair to accommodate panels that require odd or even number of light blocks</li><li>Used in replacement of horizontal rail within segmented panels</li></ul>	12"	HLB.12.SET	2.0#
		18"	HLB.18.SET	2.0#
		24"	HLB.24.SET	2.0#
		30"	HLB.30.SET	2.0#
		36"	HLB.36.SET	2.0#
		42"	HLB.42.SET	2.0#
		48"	HLB.48.SET	2.0#
		54"	HLB.54.SET	2.0#
		60"	HLB.60	1.0#
		60"	HLB.60	1.0#
		12"	HLB.12.SET	2.0#
		18"	HLB.18.SET	2.0#
		24"	HLB.24.SET	2.0#
		30"	HLB.30.SET	2.0#
		36"	HLB.36.SET	2.0#
		42"	HLB.42.SET	2.0#
		48"	HLB.48.SET	2.0#
		54"	HLB.54.SET	2.0#
		60"	HLB.60.SET	2.0#

A

### HOW TO ORDER

Indicate the following information on order form:

- Quantity of each item.
- Model number, including options. See "How To Build a Model Number".
- Any special service required.

Note: • The ☐ indicates that a choice is required.

- The absence of the ☐ indicates that no choice is required.
- Alpha-numeric characters in place of ☐ indicate that no other alternatives are available.

### HOW TO BUILD A MODEL NUMBER

**A** Select basic model.



# Build Your Own Components

Frame Components

Delivered Pricing	
\$ 16	
20	
25	
28	
32	
35	
37	
41	
48	
\$ 40	
45	
49	
58	
67	
75	
83	
91	
100	
\$ 4	
4	
5	
6	
6	
10	
10	
10	
18	
\$ 7	
10	
12	
16	
16	
24	
24	
24	
36	

## SPECIAL SERVICES

### Special Carton Marking

With specially marked information N/C


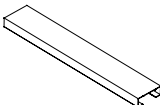
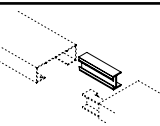
### Shipping

Shipped **k.d. freight prepaid f.o.b. Manitowoc, Wisconsin 54420** factory.  
Freight class #70.

Specifications and prices are subject to change without prior notice.

# StudioWorks®

Aluminum Trim Pieces

		MODEL NUMBER		Approx. Packaged Weight	
		Basic Model	Paint Color		
  HRDPT	<b>Aluminum Top Cap</b> <ul style="list-style-type: none"><li>• Square profile</li><li>• Includes splice plate</li></ul>	12"	46.5308.12	<input type="checkbox"/> <input type="checkbox"/>	1.0#
		18"	46.5308.18	<input type="checkbox"/> <input type="checkbox"/>	1.0#
		24"	46.5308.24	<input type="checkbox"/> <input type="checkbox"/>	1.0#
		30"	46.5308.30	<input type="checkbox"/> <input type="checkbox"/>	1.0#
		36"	46.5308.36	<input type="checkbox"/> <input type="checkbox"/>	1.0#
		42"	46.5308.42	<input type="checkbox"/> <input type="checkbox"/>	1.0#
		48"	46.5308.48	<input type="checkbox"/> <input type="checkbox"/>	1.0#
		54"	46.5308.54	<input type="checkbox"/> <input type="checkbox"/>	1.0#
		60"	46.5308.60	<input type="checkbox"/> <input type="checkbox"/>	1.0#
  HRDPT	<b>Aluminum Top Cap, Change of Height Condition</b> <ul style="list-style-type: none"><li>• Square profile</li></ul>	12"	46.5329.12	<input type="checkbox"/> <input type="checkbox"/>	1.0#
		18"	46.5329.18	<input type="checkbox"/> <input type="checkbox"/>	1.0#
		24"	46.5329.24	<input type="checkbox"/> <input type="checkbox"/>	1.0#
		30"	46.5329.30	<input type="checkbox"/> <input type="checkbox"/>	1.0#
		36"	46.5329.36	<input type="checkbox"/> <input type="checkbox"/>	1.0#
		42"	46.5329.42	<input type="checkbox"/> <input type="checkbox"/>	1.0#
		48"	46.5329.48	<input type="checkbox"/> <input type="checkbox"/>	1.0#
		54"	46.5329.54	<input type="checkbox"/> <input type="checkbox"/>	1.0#
		60"	46.5329.60	<input type="checkbox"/> <input type="checkbox"/>	1.0#
  HRDPT	<b>Replacement Splice Plate</b>		46.5312	<input type="checkbox"/> <input type="checkbox"/>	1.0#
				<input type="checkbox"/> <input type="checkbox"/>	
				<input type="checkbox"/> <input type="checkbox"/>	
				<input type="checkbox"/> <input type="checkbox"/>	
				<input type="checkbox"/> <input type="checkbox"/>	

A

B

**A**

**B**

## HOW TO ORDER

- Indicate the following information on order form:
1. Quantity of each item.
  2. Model number, including options. See "How To Build a Model Number".
  3. Any special service required.

Note:

- The ☐ indicates that a choice is required.
- The absence of the ☐ indicates that no choice is required.
- Alpha-numeric characters in place of ☐ indicate that no other alternatives are available.

## HOW TO BUILD A MODEL NUMBER

- A** Select basic model.
- B** Select paint color.  
Refer to the **KI Color Addendum** or **KI Fabrics & Finishes binder**





Delivered Pricing	
\$	46
	48
	49
	55
	58
	69
	77
	82
	94
\$	46
	48
	49
	55
	58
	69
	77
	82
	94
\$	7

SPECIAL SERVICES

Special Carton Marking

With specially marked information      N/C




Shipping

Shipped **k.d. freight prepaid f.o.b. Manitowoc, Wisconsin 54420** factory.  
Freight class #70.

Specifications and prices are subject to change without prior notice.

# StudioWorks®

Aluminum Trim Pieces

		MODEL NUMBER		Approx. Packaged Weight
		Basic Model	Paint Color	
  HRDPT	<b>Aluminum End of Run Cap</b> • For use with lifted and tech panels	24"	46.5309.24 <input type="checkbox"/>	1.0#
		30"	46.5309.30 <input type="checkbox"/>	1.0#
		36"	46.5309.36 <input type="checkbox"/>	1.0#
		42"	46.5309.42 <input type="checkbox"/>	1.0#
		48"	46.5309.48 <input type="checkbox"/>	1.0#
		54"	46.5309.54 <input type="checkbox"/>	1.0#
		60"	46.5309.60 <input type="checkbox"/>	1.0#
		66"	46.5309.66 <input type="checkbox"/>	1.0#
		72"	46.5309.72 <input type="checkbox"/>	1.0#
		78"	46.5309.78 <input type="checkbox"/>	1.0#
  HRDPT	<b>Aluminum End of Run Cap, Flat</b> • For use with standard height panels	30"	46.5420.30 <input type="checkbox"/>	1.0#
		36"	46.5420.36 <input type="checkbox"/>	1.0#
		42"	46.5420.42 <input type="checkbox"/>	1.0#
		48"	46.5420.48 <input type="checkbox"/>	1.0#
		54"	46.5420.54 <input type="checkbox"/>	1.0#
		60"	46.5420.60 <input type="checkbox"/>	1.0#
		66"	46.5420.66 <input type="checkbox"/>	1.0#
		72"	46.5420.72 <input type="checkbox"/>	1.0#
		78"	46.5420.78 <input type="checkbox"/>	1.0#
		84"	46.5420.84 <input type="checkbox"/>	1.0#
  HRDPT	<b>Stackable End of Run</b>	12"	46.5330.12 <input type="checkbox"/>	1.0#
		18"	46.5330.18 <input type="checkbox"/>	1.0#
		24"	46.5330.24 <input type="checkbox"/>	1.0#

A

B

## HOW TO ORDER

Indicate the following information on order form:

- Quantity of each item.
- Model number, including options. See "How To Build a Model Number".
- Any special service required.

Note:

- The ☐ indicates that a choice is required.
- The absence of the ☐ indicates that no choice is required.
- Alpha-numeric characters in place of ☐ indicate that no other alternatives are available.

## HOW TO BUILD A MODEL NUMBER

- A** Select basic model.
- B** Select paint color.  
Refer to the **KI Color Addendum** or **KI Fabrics & Finishes binder**



Delivered  
Pricing

\$ 54

57

61

74

85

87

91

99

101

101

103

\$ 57

61

74

85

87

91

99

101

101

103

\$ 48

50

50

## SPECIAL SERVICES

### Special Carton Marking

With specially marked information N/C


### Shipping

Shipped **k.d. freight prepaid f.o.b. Manitowoc, Wisconsin 54420** factory.  
Freight class #70.

Specifications and prices are subject to change without prior notice.

# StudioWorks®

Aluminum Trim Pieces

		MODEL NUMBER		Approx. Packaged Weight
		Basic Model	Paint Color	
MODEL	W			
 HRDPT	Aluminum Height Change End of Run Trim	6"	46.5331.06 <input type="checkbox"/> <input type="checkbox"/>	1.0#
		12"	46.5331.12 <input type="checkbox"/> <input type="checkbox"/>	1.0#
		18"	46.5331.18 <input type="checkbox"/> <input type="checkbox"/>	1.0#
		24"	46.5331.24 <input type="checkbox"/> <input type="checkbox"/>	1.0#
		30"	46.5331.30 <input type="checkbox"/> <input type="checkbox"/>	1.0#
		36"	46.5331.36 <input type="checkbox"/> <input type="checkbox"/>	1.0#
		42"	46.5331.42 <input type="checkbox"/> <input type="checkbox"/>	1.0#
		48"	46.5331.48 <input type="checkbox"/> <input type="checkbox"/>	1.0#
		54"	46.5331.54 <input type="checkbox"/> <input type="checkbox"/>	1.0#
		<b>A</b>	<b>B</b>	

## HOW TO ORDER

Indicate the following information on order form:

1. Quantity of each item.
2. Model number, including options. See "How To Build a Model Number".
3. Any special service required.

- Note:
- The ☐ indicates that a choice is required.
  - The absence of the ☐ indicates that no choice is required.
  - Alpha-numeric characters in place of ☐ indicate that no other alternatives are available.

## HOW TO BUILD A MODEL NUMBER

- A** Select basic model.
- B** Select paint color.  
Refer to the **KI Color Addendum** or **KI Fabrics & Finishes binder**



Delivered Pricing	
\$	54
	57
	59
	60
	67
	74
	79
	81
	84

**SPECIAL SERVICES**

**Special Carton Marking**

With specially marked information      N/C


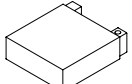
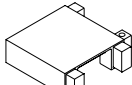
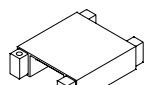
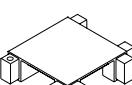
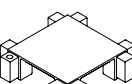
**Shipping**

Shipped **k.d. freight prepaid f.o.b. Manitowoc, Wisconsin 54420** factory.  
Freight class #70.

Specifications and prices are subject to change without prior notice.

# StudioWorks®

Aluminum Trim Pieces

MODEL	MODEL NUMBER		Approx. Packaged Weight
	Basic Model	Paint Color	
 End of Run Top Cap	46.5310	<input type="checkbox"/> <input type="checkbox"/>	1.0#
HRDPT			
 Dead End Top Cap	46.5314	<input type="checkbox"/> <input type="checkbox"/>	1.0#
HRDPT			
 90° Top Cap	46.5311	<input type="checkbox"/> <input type="checkbox"/>	1.0#
HRDPT			
 180° In-Line Top Cap	46.5315	<input type="checkbox"/> <input type="checkbox"/>	1.0#
HRDPT			
 3-Way Top Cap	46.5316	<input type="checkbox"/> <input type="checkbox"/>	1.0#
HRDPT			
 4-Way Top Cap	46.5317	<input type="checkbox"/> <input type="checkbox"/>	1.0#
HRDPT			

**A**      **B**

## HOW TO ORDER

Indicate the following information on order form:

1. Quantity of each item.
2. Model number, including options. See "How To Build a Model Number".
3. Any special service required.

- Note:
- The ☐ indicates that a choice is required.
  - The absence of the ☐ indicates that no choice is required.
  - Alpha-numeric characters in place of ☐ indicate that no other alternatives are available.

## HOW TO BUILD A MODEL NUMBER

- A** Select basic model.
- B** Select paint color.  
Refer to the **KI Color Addendum** or **KI Fabrics & Finishes binder**



Delivered Pricing	
\$	29
\$	35
\$	34
\$	35
\$	30
\$	30

SPECIAL SERVICES

Special Carton Marking

With specially marked information      N/C

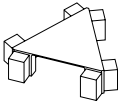
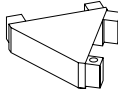

Shipping

Shipped **k.d. freight prepaid f.o.b. Manitowoc, Wisconsin 54420** factory.  
Freight class #70.

Specifications and prices are subject to change without prior notice.

# StudioWorks®

Aluminum Trim Pieces

MODEL	MODEL NUMBER		Approx. Packaged Weight
	Basic Model	Paint Color	
  HRDPT	120° 3-Way Top Cap	46.5350	<input type="checkbox"/> <input type="checkbox"/> 1.0#
  HRDPT	120° 2-Way Top Cap	46.5351	<input type="checkbox"/> <input type="checkbox"/> 1.0#
  HRDPT	120° Dead End Top Cap	46.5352	<input type="checkbox"/> <input type="checkbox"/> 1.0#

A

B

## HOW TO ORDER

Indicate the following information on order form:

- Quantity of each item.
- Model number, including options. See "How To Build a Model Number".
- Any special service required.

- Note:
- The ☐ indicates that a choice is required.
  - The absence of the ☐ indicates that no choice is required.
  - Alpha-numeric characters in place of ☐ indicate that no other alternatives are available.

## HOW TO BUILD A MODEL NUMBER

- A

Select basic model.
- B

Select paint color.  
Refer to the **KI Color Addendum** or **KI Fabrics & Finishes binder**





Delivered Pricing	
\$	24
\$	24
\$	24

SPECIAL SERVICES

Special Carton Marking

With specially marked information      N/C

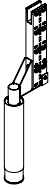



Shipping

Shipped **k.d. freight prepaid f.o.b. Manitowoc, Wisconsin 54420** factory.  
Freight class #70.

Specifications and prices are subject to change without prior notice.

# StudioWorks®

Elevated Panel Posts

MODEL	MODEL NUMBER		Approx. Packaged Weight
	Basic Model	Trim Color	
  SWLF	End-of-Run Post 12" Legs	SWLFEOR-12-30	<input type="checkbox"/> <input type="checkbox"/> 7.0#
		SWLFEOR-12-36	<input type="checkbox"/> <input type="checkbox"/> 8.0#
		SWLFEOR-12-42	<input type="checkbox"/> <input type="checkbox"/> 9.0#
		SWLFEOR-12-48	<input type="checkbox"/> <input type="checkbox"/> 10.0#
		SWLFEOR-12-54	<input type="checkbox"/> <input type="checkbox"/> 10.0#
		SWLFEOR-12-60	<input type="checkbox"/> <input type="checkbox"/> 11.0#
		SWLFEOR-12-66	<input type="checkbox"/> <input type="checkbox"/> 11.0#
		SWLFEOR-12-72	<input type="checkbox"/> <input type="checkbox"/> 12.0#
  SWLF	End-of-Run Post 6" Legs	SWLFEOR-6-30	<input type="checkbox"/> <input type="checkbox"/> 7.0#
		SWLFEOR-6-36	<input type="checkbox"/> <input type="checkbox"/> 7.0#
		SWLFEOR-6-42	<input type="checkbox"/> <input type="checkbox"/> 8.0#
		SWLFEOR-6-48	<input type="checkbox"/> <input type="checkbox"/> 9.0#
		SWLFEOR-6-54	<input type="checkbox"/> <input type="checkbox"/> 9.0#
		SWLFEOR-6-60	<input type="checkbox"/> <input type="checkbox"/> 10.0#
		SWLFEOR-6-66	<input type="checkbox"/> <input type="checkbox"/> 11.0#
		SWLFEOR-6-72	<input type="checkbox"/> <input type="checkbox"/> 12.0#
  SWLF	Half Post 12" Legs	SWLFHP-12-30	<input type="checkbox"/> <input type="checkbox"/> 7.0#
		SWLFHP-12-36	<input type="checkbox"/> <input type="checkbox"/> 7.0#
		SWLFHP-12-42	<input type="checkbox"/> <input type="checkbox"/> 8.0#
		SWLFHP-12-48	<input type="checkbox"/> <input type="checkbox"/> 8.0#
		SWLFHP-12-54	<input type="checkbox"/> <input type="checkbox"/> 9.0#
		SWLFHP-12-60	<input type="checkbox"/> <input type="checkbox"/> 9.0#
		SWLFHP-12-66	<input type="checkbox"/> <input type="checkbox"/> 10.0#
		SWLFHP-12-72	<input type="checkbox"/> <input type="checkbox"/> 10.0#
  SWLF	Half Post 6" Legs	SWLFHP-6-30	<input type="checkbox"/> <input type="checkbox"/> 6.0#
		SWLFHP-6-36	<input type="checkbox"/> <input type="checkbox"/> 6.0#
		SWLFHP-6-42	<input type="checkbox"/> <input type="checkbox"/> 7.0#
		SWLFHP-6-48	<input type="checkbox"/> <input type="checkbox"/> 8.0#
		SWLFHP-6-54	<input type="checkbox"/> <input type="checkbox"/> 8.0#
		SWLFHP-6-60	<input type="checkbox"/> <input type="checkbox"/> 9.0#
		SWLFHP-6-66	<input type="checkbox"/> <input type="checkbox"/> 9.0#
		SWLFHP-6-72	<input type="checkbox"/> <input type="checkbox"/> 10.0#

A

B

## HOW TO ORDER

Indicate the following information on order form:

- Quantity of each item.
- Model number, including options. See "How To Build a Model Number".
- Any special service required.

Note:

- The ☐ indicates that a choice is required.
- The absence of the ☐ indicates that no choice is required.
- Alpha-numeric characters in place of ☐ indicate that no other alternatives are available.

## HOW TO BUILD A MODEL NUMBER

- A** Select basic model.
- B** Select trim color.  
Refer to the **KI Color Addendum** or **KI Fabrics & Finishes binder**



Delivered Pricing	
\$	169
	173
	177
	180
	184
	186
	188
	195
\$	168
	172
	176
	179
	182
	186
	188
	195
\$	169
	169
	176
	176
	180
	180
	187
	193
\$	166
	166
	172
	172
	177
	177
	184
	187

SPECIAL SERVICES

Special Carton Marking

With specially marked information      N/C



Shipping

Shipped **k.d. freight prepaid f.o.b. Manitowoc, Wisconsin 54420** factory.  
Freight class #70.

Specifications and prices are subject to change without prior notice.

# StudioWorks®

Elevated Panel Posts

MODEL	MODEL NUMBER		Approx. Packaged Weight
	Basic Model	Trim Color	
 SWLF	In-Line Post 12" Legs		
	SWLFILP-12-30	<input type="checkbox"/>	6.0#
	SWLFILP-12-36	<input type="checkbox"/>	7.0#
	SWLFILP-12-42	<input type="checkbox"/>	8.0#
	SWLFILP-12-48	<input type="checkbox"/>	9.0#
	SWLFILP-12-54	<input type="checkbox"/>	9.0#
	SWLFILP-12-60	<input type="checkbox"/>	10.0#
	SWLFILP-12-66	<input type="checkbox"/>	11.0#
 SWLF	In-Line Post 6" Legs		
	SWLFILP-6-30	<input type="checkbox"/>	6.0#
	SWLFILP-6-36	<input type="checkbox"/>	7.0#
	SWLFILP-6-42	<input type="checkbox"/>	7.0#
	SWLFILP-6-48	<input type="checkbox"/>	9.0#
	SWLFILP-6-54	<input type="checkbox"/>	9.0#
	SWLFILP-6-60	<input type="checkbox"/>	10.0#
	SWLFILP-6-66	<input type="checkbox"/>	10.0#
	SWLFILP-6-72	<input type="checkbox"/>	11.0#

A

B

## HOW TO ORDER

Indicate the following information on order form:

- Quantity of each item.
- Model number, including options. See "How To Build a Model Number".
- Any special service required.

Note:

- The ☐ indicates that a choice is required.
- The absence of the ☐ indicates that no choice is required.
- Alpha-numeric characters in place of ☐ indicate that no other alternatives are available.

## HOW TO BUILD A MODEL NUMBER

- A

Select basic model.
- B

Select trim color.  
Refer to the **KI Color Addendum** or **KI Fabrics & Finishes binder**



Delivered Pricing	
\$	142
	146
	151
	158
	160
	164
	166
	169
\$	139
	143
	146
	151
	157
	160
	163
	166

SPECIAL SERVICES

Special Carton Marking

With specially marked information      N/C

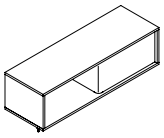
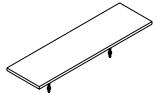
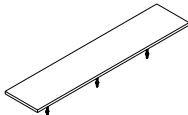
Shipping

Shipped **k.d. freight prepaid f.o.b. Manitowoc, Wisconsin 54420** factory.  
Freight class #70.

Specifications and prices are subject to change without prior notice.

# StudioWorks®

## Cubby and Transactional Shelf

				MODEL NUMBER			Approx. Packaged Weight
				Basic Model	Laminate Color	Paint Color	
 SWCB	<b>Cubby</b> <ul style="list-style-type: none"> <li>Two supports</li> <li>To be used only with flat aluminum trim</li> <li>Internal height is 11.75"</li> <li>Must attach to an enhanced horizontal rail</li> <li>Designed for shared use</li> </ul>	Outer Support Width 18"	18.6 x 30 x 15.1"	SCUB30	<input type="checkbox"/> <input type="checkbox"/> <input type="checkbox"/>	<input type="checkbox"/> <input type="checkbox"/>	42.0#
		Outer Support Width 24"	18.6 x 36 x 15.1"	SCUB36	<input type="checkbox"/> <input type="checkbox"/> <input type="checkbox"/>	<input type="checkbox"/> <input type="checkbox"/>	46.0#
		Outer Support Width 30"	18.6 x 42 x 15.1"	SCUB42	<input type="checkbox"/> <input type="checkbox"/> <input type="checkbox"/>	<input type="checkbox"/> <input type="checkbox"/>	51.0#
		Outer Support Width 36"	18.6 x 48 x 15.1"	SCUB48	<input type="checkbox"/> <input type="checkbox"/> <input type="checkbox"/>	<input type="checkbox"/> <input type="checkbox"/>	56.0#
 SWCB	<b>Transactional Shelf</b> <ul style="list-style-type: none"> <li>Two supports</li> <li>To be used only with flat aluminum trim</li> </ul>	Outer Support Width 14"	10 x 24"	STRS24	<input type="checkbox"/> <input type="checkbox"/> <input type="checkbox"/>	<input type="checkbox"/> <input type="checkbox"/>	6.0#
		Outer Support Width 20"	10 x 30"	STRS30	<input type="checkbox"/> <input type="checkbox"/> <input type="checkbox"/>	<input type="checkbox"/> <input type="checkbox"/>	7.0#
		Outer Support Width 26"	10 x 36"	STRS36	<input type="checkbox"/> <input type="checkbox"/> <input type="checkbox"/>	<input type="checkbox"/> <input type="checkbox"/>	8.0#
		Outer Support Width 26"	10 x 42"	STRS42	<input type="checkbox"/> <input type="checkbox"/> <input type="checkbox"/>	<input type="checkbox"/> <input type="checkbox"/>	10.0#
 SWCB	<b>Transactional Shelf</b> <ul style="list-style-type: none"> <li>Three supports</li> <li>To be used only with flat aluminum trim</li> </ul>	Outer Support Width 38"	10 x 48"	STRS48	<input type="checkbox"/> <input type="checkbox"/> <input type="checkbox"/>	<input type="checkbox"/> <input type="checkbox"/>	11.0#

A

B

C

### HOW TO ORDER

Indicate the following information on order form:

- Quantity of each item.
- Model number, including options. See "How To Build a Model Number".
- Any special service required.

Note: • The ☐ indicates that a choice is required.

- The absence of the ☐ indicates that no choice is required.
- Alpha-numeric characters in place of ☐ indicate that no other alternatives are available.

### HOW TO BUILD A MODEL NUMBER

**A** Select basic model.

**B** Select laminate color.  
Refer to the **KI Color Addendum** or **KI Fabrics & Finishes binder**.

**C** Select metal paint color.  
Refer to the **KI Color Addendum** or **KI Fabrics & Finishes binder**.



Delivered Pricing	
\$	838
	891
	954
	969
\$	486
	556
	577
	613
\$	719

SPECIAL SERVICES

Special Carton Marking

With specially marked information      N/C

Shipping

Shipped **k.d. freight prepaid f.o.b. Manitowoc, Wisconsin 54420** factory.  
Freight class #70.

Specifications and prices are subject to change without prior notice.

# StudioWorks®

Base and Data Feeds

		MODEL NUMBER			Approx. Packaged Weight
		Basic Model	Trim Color	Base Feed Color	
MODEL	W				
SWBF	<b>10-Wire 6 Circuit Base Feed</b> • Must be specified at 2-way, 3-way and 4- way intersections	30"	SWBF6-12-30	<input type="checkbox"/> <input type="checkbox"/> <input type="checkbox"/> <input type="checkbox"/>	12.6#
		36"	SWBF6-12-36	<input type="checkbox"/> <input type="checkbox"/> <input type="checkbox"/> <input type="checkbox"/>	13.2#
		42"	SWBF6-12-42	<input type="checkbox"/> <input type="checkbox"/> <input type="checkbox"/> <input type="checkbox"/>	10.7#
		48"	SWBF6-12-48	<input type="checkbox"/> <input type="checkbox"/> <input type="checkbox"/> <input type="checkbox"/>	14.2#
		54"	SWBF6-12-54	<input type="checkbox"/> <input type="checkbox"/> <input type="checkbox"/> <input type="checkbox"/>	14.8#
		60"	SWBF6-12-60	<input type="checkbox"/> <input type="checkbox"/> <input type="checkbox"/> <input type="checkbox"/>	15.3#
		66"	SWBF6-12-66	<input type="checkbox"/> <input type="checkbox"/> <input type="checkbox"/> <input type="checkbox"/>	15.8#
		72"	SWBF6-12-72	<input type="checkbox"/> <input type="checkbox"/> <input type="checkbox"/> <input type="checkbox"/>	16.4#
		30"	SWBF6-6-30	<input type="checkbox"/> <input type="checkbox"/> <input type="checkbox"/> <input type="checkbox"/>	11.3#
		36"	SWBF6-6-36	<input type="checkbox"/> <input type="checkbox"/> <input type="checkbox"/> <input type="checkbox"/>	11.9#
		42"	SWBF6-6-42	<input type="checkbox"/> <input type="checkbox"/> <input type="checkbox"/> <input type="checkbox"/>	12.4#
		48"	SWBF6-6-48	<input type="checkbox"/> <input type="checkbox"/> <input type="checkbox"/> <input type="checkbox"/>	12.9#
		54"	SWBF6-6-54	<input type="checkbox"/> <input type="checkbox"/> <input type="checkbox"/> <input type="checkbox"/>	13.5#
		60"	SWBF6-6-60	<input type="checkbox"/> <input type="checkbox"/> <input type="checkbox"/> <input type="checkbox"/>	14.0#
		66"	SWBF6-6-66	<input type="checkbox"/> <input type="checkbox"/> <input type="checkbox"/> <input type="checkbox"/>	14.5#
		72"	SWBF6-6-72	<input type="checkbox"/> <input type="checkbox"/> <input type="checkbox"/> <input type="checkbox"/>	15.0#
SWBF	<b>10-Wire 4 Circuit Base Feed</b> • Must be specified at 2-way, 3-way and 4- way intersections	30"	SWBF4-12-30	<input type="checkbox"/> <input type="checkbox"/> <input type="checkbox"/> <input type="checkbox"/>	12.6#
		36"	SWBF4-12-36	<input type="checkbox"/> <input type="checkbox"/> <input type="checkbox"/> <input type="checkbox"/>	13.2#
		42"	SWBF4-12-42	<input type="checkbox"/> <input type="checkbox"/> <input type="checkbox"/> <input type="checkbox"/>	10.7#
		48"	SWBF4-12-48	<input type="checkbox"/> <input type="checkbox"/> <input type="checkbox"/> <input type="checkbox"/>	14.2#
		54"	SWBF4-12-54	<input type="checkbox"/> <input type="checkbox"/> <input type="checkbox"/> <input type="checkbox"/>	14.8#
		60"	SWBF4-12-60	<input type="checkbox"/> <input type="checkbox"/> <input type="checkbox"/> <input type="checkbox"/>	15.3#
		66"	SWBF4-12-66	<input type="checkbox"/> <input type="checkbox"/> <input type="checkbox"/> <input type="checkbox"/>	15.8#
		72"	SWBF4-12-72	<input type="checkbox"/> <input type="checkbox"/> <input type="checkbox"/> <input type="checkbox"/>	16.4#
		30"	SWBF4-6-30	<input type="checkbox"/> <input type="checkbox"/> <input type="checkbox"/> <input type="checkbox"/>	11.3#
		36"	SWBF4-6-36	<input type="checkbox"/> <input type="checkbox"/> <input type="checkbox"/> <input type="checkbox"/>	11.9#
		42"	SWBF4-6-42	<input type="checkbox"/> <input type="checkbox"/> <input type="checkbox"/> <input type="checkbox"/>	12.4#
		48"	SWBF4-6-48	<input type="checkbox"/> <input type="checkbox"/> <input type="checkbox"/> <input type="checkbox"/>	12.9#
		54"	SWBF4-6-54	<input type="checkbox"/> <input type="checkbox"/> <input type="checkbox"/> <input type="checkbox"/>	13.5#
		60"	SWBF4-6-60	<input type="checkbox"/> <input type="checkbox"/> <input type="checkbox"/> <input type="checkbox"/>	14.0#
		66"	SWBF4-6-66	<input type="checkbox"/> <input type="checkbox"/> <input type="checkbox"/> <input type="checkbox"/>	14.5#
		72"	SWBF4-6-72	<input type="checkbox"/> <input type="checkbox"/> <input type="checkbox"/> <input type="checkbox"/>	15.0#

A

B

C

HOW TO ORDER

Indicate the following information on order form:

- Quantity of each item.
- Model number, including options. See "How To Build a Model Number".
- Any special service required.

Note:

- The ☐ indicates that a choice is required.
- The absence of the ☐ indicates that no choice is required.
- Alpha-numeric characters in place of ☐ indicate that no other alternatives are available.

HOW TO BUILD A MODEL NUMBER

- A

Select basic model.
- B

Select trim color.  
Refer to the **KI Color Addendum** or **KI Fabrics & Finishes binder**
- C

Select base feed color.  
Refer to the **KI Color Addendum** or **KI Fabrics & Finishes binder**.





Delivered Pricing	
\$	425
	426
	432
	432
	437
	437
	443
	447
	398
	405
	405
	411
	411
	417
	419
	418
\$	431
	432
	438
	438
	443
	443
	450
	454
	405
	412
	412
	417
	417
	424
	426
	437

SPECIAL SERVICES

Special Carton Marking

With specially marked information      N/C

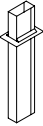
Shipping

Shipped **k.d. freight prepaid f.o.b. Manitowoc, Wisconsin 54420** factory.  
Freight class #70.

Specifications and prices are subject to change without prior notice.

# StudioWorks®

Base and Data Feeds

	MODEL	W	MODEL NUMBER		Approx. Packaged Weight
			Basic Model	Trim Color	
 SWBF	<b>Base Data Feed</b> <ul style="list-style-type: none"><li>• Must be specified at 2-way, 3-way and 4- way intersections</li></ul>	30"	SWBDF-12-30	<input type="checkbox"/> <input type="checkbox"/>	7.0#
		36"	SWBDF-12-36	<input type="checkbox"/> <input type="checkbox"/>	7.0#
		42"	SWBDF-12-42	<input type="checkbox"/> <input type="checkbox"/>	7.0#
		48"	SWBDF-12-48	<input type="checkbox"/> <input type="checkbox"/>	7.0#
		54"	SWBDF-12-54	<input type="checkbox"/> <input type="checkbox"/>	7.0#
		60"	SWBDF-12-60	<input type="checkbox"/> <input type="checkbox"/>	7.0#
		66"	SWBDF-12-66	<input type="checkbox"/> <input type="checkbox"/>	7.0#
		72"	SWBDF-12-72	<input type="checkbox"/> <input type="checkbox"/>	7.0#
		30"	SWBDF-6-30	<input type="checkbox"/> <input type="checkbox"/>	7.0#
		36"	SWBDF-6-36	<input type="checkbox"/> <input type="checkbox"/>	7.0#
		42"	SWBDF-6-42	<input type="checkbox"/> <input type="checkbox"/>	7.0#
		48"	SWBDF-6-48	<input type="checkbox"/> <input type="checkbox"/>	7.0#
		54"	SWBDF-6-54	<input type="checkbox"/> <input type="checkbox"/>	7.0#
		60"	SWBDF-6-60	<input type="checkbox"/> <input type="checkbox"/>	7.0#
		66"	SWBDF-6-66	<input type="checkbox"/> <input type="checkbox"/>	7.0#
		72"	SWBDF-6-72	<input type="checkbox"/> <input type="checkbox"/>	7.0#
			<b>A</b>	<b>B</b>	

## HOW TO ORDER

Indicate the following information on order form:

1. Quantity of each item.
2. Model number, including options. See "How To Build a Model Number".
3. Any special service required.

Note:

- The ☐ indicates that a choice is required.
- The absence of the ☐ indicates that no choice is required.
- Alpha-numeric characters in place of ☐ indicate that no other alternatives are available.

## HOW TO BUILD A MODEL NUMBER

- A** Select basic model.
- B** Select trim color.  
Refer to the **KI Color Addendum** or **KI Fabrics & Finishes binder**



Delivered Pricing	
\$	224
	224
	229
	230
	238
	234
	244
	246
	199
	204
	205
	209
	208
	214
	217
	216

**SPECIAL SERVICES**

**Special Carton Marking**

With specially marked information      N/C





**Shipping**

Shipped **k.d. freight prepaid f.o.b. Manitowoc, Wisconsin 54420** factory.  
Freight class #70.

Specifications and prices are subject to change without prior notice.

# StudioWorks®

Top Feeds

MODEL	MODEL NUMBER		Approx. Packaged Weight
	Basic Model	Trim Color	
 <b>10-Wire 6 Circuit Top Feed-10 Foot Pole</b> <ul style="list-style-type: none"><li>Includes aluminum power pole, 6" top cap and ceiling trim</li></ul> HRDPT	SW6TF10	<input type="checkbox"/> <input type="checkbox"/>	2.0#
 <b>10-Wire 6 Circuit Top Feed-7 Foot Pole</b> <ul style="list-style-type: none"><li>Includes aluminum power pole, 6" top cap and ceiling trim</li></ul> HRDPT	SW6TF7	<input type="checkbox"/> <input type="checkbox"/>	2.0#
 <b>10-Wire 4 Circuit Top Feed-10 Foot Pole</b> <ul style="list-style-type: none"><li>Includes aluminum power pole, 6" top cap and ceiling trim</li></ul> HRDPT	SW4TF10	<input type="checkbox"/> <input type="checkbox"/>	2.0#
 <b>10-Wire 4 Circuit Top Feed-7 Foot Pole</b> <ul style="list-style-type: none"><li>Includes aluminum power pole, 6" top cap and ceiling trim</li></ul> HRDPT	SW4TF7	<input type="checkbox"/> <input type="checkbox"/>	2.0#

**A** **B**

## HOW TO ORDER

Indicate the following information on order form:

- Quantity of each item.
- Model number, including options. See "How To Build a Model Number".
- Any special service required.

Note:

- The ☐ indicates that a choice is required.
- The absence of the ☐ indicates that no choice is required.
- Alpha-numeric characters in place of ☐ indicate that no other alternatives are available.

## HOW TO BUILD A MODEL NUMBER

- A** Select basic model.
- B** Select trim color.  
Refer to the **KI Color Addendum** or **KI Fabrics & Finishes binder**



Delivered Pricing	
\$	488
\$	384
\$	486
\$	384

SPECIAL SERVICES

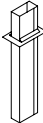
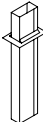
Special Carton Marking

With specially marked information      N/C

Shipping

Shipped **k.d. freight prepaid f.o.b. Manitowoc, Wisconsin 54420** factory.  
Freight class #70.

Specifications and prices are subject to change without prior notice.

		MODEL NUMBER		Approx. Packaged Weight
		Basic Model	Trim Color	
  HRDPT	<b>Top Data Feed-10 Foot Pole</b> <ul style="list-style-type: none"><li>Includes aluminum power pole, 6" top cap and ceiling trim</li></ul>	SWTDF10	<input type="checkbox"/> <input type="checkbox"/>	2.0#
  HRDPT	<b>Top Data Feed-7 Foot Pole</b> <ul style="list-style-type: none"><li>Includes aluminum power pole, 6" top cap and ceiling trim</li></ul>	SWTDF7	<input type="checkbox"/> <input type="checkbox"/>	2.0#
		<b>A</b>	<b>B</b>	

HOW TO ORDER

Indicate the following information on order form:

1. Quantity of each item.
2. Model number, including options. See "How To Build a Model Number".
3. Any special service required.

- Note:
- The ☐ indicates that a choice is required.
  - The absence of the ☐ indicates that no choice is required.
  - Alpha-numeric characters in place of ☐ indicate that no other alternatives are available.

HOW TO BUILD A MODEL NUMBER

- A** Select basic model.
- B** Select trim color.  
Refer to the **KI Color Addendum** or **KI Fabrics & Finishes binder**



Delivered Pricing	
\$	225
\$	177

SPECIAL SERVICES

Special Carton Marking

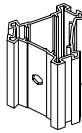
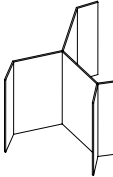

With specially marked information      N/C

Shipping

Shipped **k.d. freight prepaid f.o.b. Manitowoc, Wisconsin 54420** factory.  
Freight class #70.

Specifications and prices are subject to change without prior notice.

# 120° Degree Build Your Own Components

		MODEL NUMBER		Approx. Packaged Weight
MODEL	H	Basic Model		
	<b>120° Connector Block</b>		46.0955	1.0#
	• Black only			
	• Extruded aluminum block with three threaded inserts			
	• Specify shoulder bolts separately			
HRDPT				
	<b>120° Light Block</b>	12"	46.1037.12	1.0#
		18"	46.1037.18	1.0#
		24"	46.1037.24	1.0#
		30"	46.1037.30	1.0#
		36"	46.1037.36	1.0#
		42"	46.1037.42	1.0#
		48"	46.1037.48	1.0#
		54"	46.1037.54	1.0#
		60"	46.1037.60	1.0#
		66"	46.1037.66	1.0#
		72"	46.1037.72	1.0#
		78"	46.1037.78	1.0#
	84"	46.1037.84	1.0#	
	<b>Shoulder Bolt</b>		46.0679	1.0#
	• Used to connect half post to corner connector blocks			
	• Includes 3/8" washer			
HRDPT				

A

## HOW TO ORDER

Indicate the following information on order form:

- Quantity of each item.
- Model number, including options. See "How To Build a Model Number".
- Any special service required.

Note:

- The ☐ indicates that a choice is required.
- The absence of the ☐ indicates that no choice is required.
- Alpha-numeric characters in place of ☐ indicate that no other alternatives are available.

## HOW TO BUILD A MODEL NUMBER

**A** Select basic model.





# 120° Degree Build Your Own

Components

Delivered Pricing	
\$	19
\$	6
	6
	6
	7
	10
	10
	15
	15
	15
	15
	20
	20
	20
\$	1

**SPECIAL SERVICES**

**Special Carton Marking**




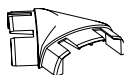

With specially marked information      N/C

**Shipping**

Shipped **k.d. freight prepaid f.o.b. Manitowoc, Wisconsin 54420** factory.  
Freight class #70.

Specifications and prices are subject to change without prior notice.

# 120° Degree Build Your Own Components

		MODEL NUMBER		Approx. Packaged Weight
		Basic Model	Trim Color	
  HRDPT	<b>120° Vertical Trim</b> • Unupholstered	30"	46.1032.30 <input type="checkbox"/>	1.0#
		36"	46.1032.36 <input type="checkbox"/>	1.0#
		42"	46.1032.42 <input type="checkbox"/>	1.0#
		48"	46.1032.48 <input type="checkbox"/>	1.0#
		54"	46.1032.54 <input type="checkbox"/>	2.0#
		60"	46.1032.60 <input type="checkbox"/>	2.0#
		66"	46.1032.66 <input type="checkbox"/>	2.0#
		72"	46.1032.72 <input type="checkbox"/>	2.0#
		84"	46.1032.84 <input type="checkbox"/>	2.0#
  HRDPT	<b>Height Change Trim</b>	6"	GTH06 <input type="checkbox"/>	2.0#
		12"	GTH12 <input type="checkbox"/>	2.0#
		18"	GTH18 <input type="checkbox"/>	2.0#
		24"	GTH24 <input type="checkbox"/>	2.0#
		30"	GTH30 <input type="checkbox"/>	2.0#
		36"	GTH36 <input type="checkbox"/>	2.0#
		42"	GTH42 <input type="checkbox"/>	2.0#
		48"	GTH48 <input type="checkbox"/>	2.0#
		54"	GTH54 <input type="checkbox"/>	2.0#
  HRDPT	<b>120° 1-Way Top Cap</b>		46.1027 <input type="checkbox"/>	1.0#
  HRDPT	<b>120° 2-Way Top Cap</b>		46.1028 <input type="checkbox"/>	1.0#
  HRDPT	<b>120° 3-Way Top Cap</b>		46.1029 <input type="checkbox"/>	1.0#

A

B

## HOW TO ORDER

Indicate the following information on order form:

- 1. Quantity of each item.
- 2. Model number, including options. See "How To Build a Model Number".
- 3. Any special service required.

Note:

- The ☐ indicates that a choice is required.
- The absence of the ☐ indicates that no choice is required.
- Alpha-numeric characters in place of ☐ indicate that no other alternatives are available.

## HOW TO BUILD A MODEL NUMBER

- A** Select basic model.
- B** Select trim color.  
Refer to the **KI Color Addendum** or **KI Fabrics & Finishes binder**  
Metallic paint requires upcharge.



# 120° Degree Build Your Own

Components

Delivered Pricing		Metallic Paint add to list price
\$	30	\$ 12
	36	12
	36	25
	53	27
	53	27
	53	27
	53	29
	77	29
	83	31
\$	15	\$ 6
	15	6
	20	5
	27	7
	32	9
	38	11
	38	11
	53	12
	53	12
\$	10	\$ 9
\$	10	N/A
\$	10	N/A

**SPECIAL SERVICES**

**Special Carton Marking**

With specially marked information      N/C

**Shipping**

Shipped **k.d. freight prepaid f.o.b. Manitowoc, Wisconsin 54420** factory.  
Freight class #70.

Specifications and prices are subject to change without prior notice.

**A** Select basic model.

**B** Select paint color.  
Refer to the **KI Color Addendum** or **KI Fabrics & Finishes binder**.  
Metallic paint requires upcharge.



# Tech Preconfigured Intersection Conditions

Tech Panel Components

Delivered Pricing		Metallic Paint add to list price
\$	32	\$ 6
	35	7
	43	9
	49	11
	50	11
	66	15
	66	11
	66	18
	82	25
\$	43	\$ 11
	49	11
	50	11
	66	15
	66	18
	66	11
	82	25

**SPECIAL SERVICES**

**Special Carton Marking**

With specially marked information      N/C

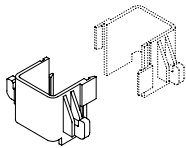
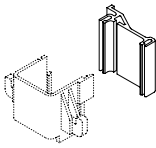
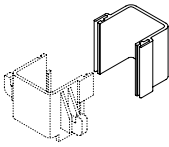

**Shipping**

Shipped **k.d. freight prepaid f.o.b. Manitowoc, Wisconsin 54420** factory.  
Freight class #70.

Specifications and prices are subject to change without prior notice.

# Tech Preconfigured Intersection Conditions

Tech Panel Components

	MODEL	MODEL NUMBER	Approx. Packaged Weight
		Basic Model	
  HRDPT	<b>Base Tile Hook</b> <ul style="list-style-type: none"><li>• Allows Tech Panel on one side of panel and access to power/data cables on opposite side</li><li>• Solid bottom and hinged door</li></ul>	46.5172	1.0#
  HRDPT	<b>Half-Post Clip</b>	46.5173	1.0#
  HRDPT	<b>Full-Post Clip</b>	46.5174	1.0#
  HRDPT	<b>Horizontal Lock Cam</b>	46.5177	1.0#

A

## HOW TO ORDER

Indicate the following information on order form:

1. Quantity of each item.
2. Model number, including options. See "How To Build a Model Number".
3. Any special service required.

Note:

- The ☐ indicates that a choice is required.
- The absence of the ☐ indicates that no choice is required.
- Alpha-numeric characters in place of ☐ indicate that no other alternatives are available.

## HOW TO BUILD A MODEL NUMBER

**A** Select basic model.



# Tech Preconfigured Intersection Conditions

Tech Panel Components

Delivered Pricing	
\$	1
\$	1
\$	1
\$	1

**SPECIAL SERVICES**

**Special Carton Marking**

With specially marked information      N/C

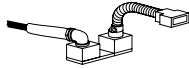
**Shipping**

Shipped **k.d. freight prepaid f.o.b. Manitowoc, Wisconsin 54420** factory.  
Freight class #70.

Specifications and prices are subject to change without prior notice.

# Tech Preconfigured Intersection Conditions

Tech Panel Components

	MODEL	W	MODEL NUMBER		Approx. Packaged Weight
			Basic Model	Trim Color	
 HRDPT	<b>Power Base Infeed</b> <ul style="list-style-type: none"><li>• Provides four 20-amp circuits</li><li>• Routed under bottom tile and plugs directly in ADA and/or belt-height rigid wireway</li><li>• Will not plug into base raceway rigid wireway</li><li>• Infeed is non-handed</li><li>• Connector block lays on floor and extends 2-1/4" out from bottom tile and is 2-3/4" high</li></ul>	8"	PBFT8	<input type="checkbox"/> <input type="checkbox"/>	4.0#
			<b>A</b>	<b>B</b>	

## HOW TO ORDER

Indicate the following information on order form:

1. Quantity of each item.
2. Model number, including options. See "How To Build a Model Number".
3. Any special service required.

Note:

- The ☐ indicates that a choice is required.
- The absence of the ☐ indicates that no choice is required.
- Alpha-numeric characters in place of ☐ indicate that no other alternatives are available.

## HOW TO BUILD A MODEL NUMBER

- A** Select basic model.
- B** Select trim color.  
Refer to the **KI Color Addendum** or **KI Fabrics & Finishes binder**





# Tech Preconfigured Intersection Conditions

Tech Panel Components

Delivered  
Pricing

\$ 528

**SPECIAL SERVICES**

**Special Carton Marking**

With specially marked information      N/C

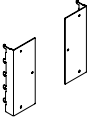
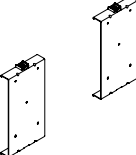
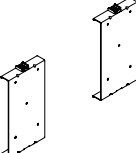
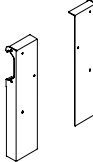
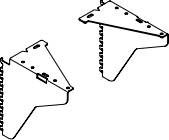
**Shipping**

Shipped **k.d. freight prepaid f.o.b. Manitowoc, Wisconsin 54420** factory.  
Freight class #70.

Specifications and prices are subject to change without prior notice.

# Universal Storage and Accessories

## Overhead Accessories

MODEL	MODEL NUMBER		Approx. Packaged Weight
	Basic Model	Trim Color	
 HRDPT	<b>Universal Overhead On-Module Mounting Bracket</b> <ul style="list-style-type: none"><li>Mounts into slots in vertical posts</li><li>Allows for vertical adjustments in 1" increments</li><li>Only necessary to order if changing mounting style</li><li>Sold in pairs; black only</li></ul>	46.0233.SET	1.0#
 HRDPT	<b>Universal Overhead Off-Module Mounting Bracket-12" Tiles</b> <ul style="list-style-type: none"><li>Mounts into integral track in horizontal rail</li><li>Allows cabinet or shelf to slide along track</li><li>Attaches to 12" high tiles</li><li>Only necessary to order if changing mounting style</li><li>Sold in pairs; black only</li></ul>	46.0234.SET	1.0#
 HRDPT	<b>Universal Overhead Off-Module Mounting Bracket-18" Tiles</b> <ul style="list-style-type: none"><li>Mounts into integral track in horizontal rail</li><li>Allows cabinet or shelf to slide along track</li><li>Attaches to 18" high tiles</li><li>Only necessary to order if changing mounting style</li><li>Sold in pairs; black only</li></ul>	46.1229.SET	1.0#
 HRDPT	<b>Load Bar Brackets</b> <ul style="list-style-type: none"><li>Load Bar mount overheads (LB) for WireWorks® hang from an externally mounted load bar</li><li>Load Bar purchased separately</li><li>Sold in pairs</li></ul>	46.2103	<input type="checkbox"/> <input type="checkbox"/> 1.0#
 HRDPT	<b>Upmount Brackets</b> <ul style="list-style-type: none"><li>Upmount brackets position the storage component on a 54" high panel to the same height as on 66" high panels</li><li>Sold in pairs</li></ul>	46.1234	<input type="checkbox"/> <input type="checkbox"/> 1.0#

### HOW TO ORDER

Indicate the following information on order form:

- Quantity of each item.
- Model number, including options. See "How To Build a Model Number".
- Any special service required.

Note:

- The ☐ indicates that a choice is required.
- The absence of the ☐ indicates that no choice is required.
- Alpha-numeric characters in place of ☐ indicate that no other alternatives are available.

### HOW TO BUILD A MODEL NUMBER

- A** Select basic model.
- B** Select trim color.  
Refer to the **KI Color Addendum** or **KI Fabrics & Finishes binder**



# Universal Storage and Accessories

Overhead Accessories

Delivered Pricing	
\$	39
\$	114
\$	114
\$	114
\$	141

**SPECIAL SERVICES**

**Special Carton Marking**

With specially marked information      N/C

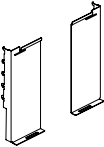
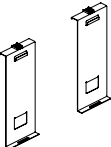
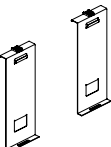
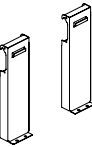
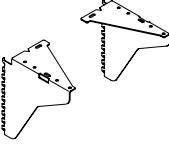
**Shipping**

Shipped **k.d. freight prepaid f.o.b. Manitowoc, Wisconsin 54420** factory.  
Freight class #70.

Specifications and prices are subject to change without prior notice.

# Balance® Storage and Accessories

## Overhead Accessories

MODEL	MODEL NUMBER		Approx. Packaged Weight
	Basic Model	Trim Color	
 BOA <b>Balance® Overhead On-Module Mounting Bracket</b> <ul style="list-style-type: none"><li>• Mounts into slots in vertical posts</li><li>• Sold in pairs</li><li>• Black only</li></ul>	BOA-WW-PM		5.0#
 BOA <b>Balance® Overhead Off-Module Mounting Bracket-12" Tiles</b> <ul style="list-style-type: none"><li>• Mounts into slots in vertical posts</li><li>• Sold in pairs</li><li>• Black only</li></ul>	BOA-WW-OM12		5.0#
 BOA <b>Balance® Overhead Off-Module Mounting Bracket-18" Tiles</b> <ul style="list-style-type: none"><li>• Mounts into slots in vertical posts</li><li>• Sold in pairs</li><li>• Black only</li></ul>	BOA-WW-OM18		5.0#
 BOA <b>Balance® Load Bar Brackets</b> <ul style="list-style-type: none"><li>• Load Bar mount overheads (LB) for WireWorks® hang from an externally mounted load bar</li><li>• Load Bar purchased separately</li><li>• Sold in pairs</li></ul>	BOA-WW-LB	<input type="checkbox"/> <input type="checkbox"/>	5.0#
 BOA <b>Balance® Upmount Brackets</b> <ul style="list-style-type: none"><li>• Upmount brackets position the storage component on a 54" high panel to the same height as on 66" high panels</li><li>• Sold in pairs</li></ul>	BOA-WW-UM	<input type="checkbox"/> <input type="checkbox"/>	5.0#

**A**

**B**

### HOW TO ORDER

Indicate the following information on order form:

1. Quantity of each item.
2. Model number, including options. See "How To Build a Model Number".
3. Any special service required.

Note:

- The ☐ indicates that a choice is required.
- The absence of the ☐ indicates that no choice is required.
- Alpha-numeric characters in place of ☐ indicate that no other alternatives are available.

### HOW TO BUILD A MODEL NUMBER

- A** Select basic model.
- B** Select trim color.  
Refer to the **KI Color Addendum** or **KI Fabrics & Finishes binder**



# Balance® Storage and Accessories

Overhead Accessories

Delivered Pricing	
\$	148
\$	148
\$	158
\$	184
\$	226

**SPECIAL SERVICES**

**Special Carton Marking**

With specially marked information      N/C

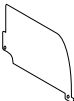
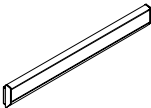
**Shipping**

Shipped **k.d. freight prepaid f.o.b. Manitowoc, Wisconsin 54420** factory.  
Freight class #70.

Specifications and prices are subject to change without prior notice.

# Storage Accessories

## Overhead Accessories

			MODEL NUMBER		Approx. Packaged Weight
			Basic Model	Trim Color	
MODEL			W		
	<b>Shelf Dividers</b> <ul style="list-style-type: none"><li>• Steel shelf dividers with powder coat finish</li><li>• Fits on all shelves and cabinets</li></ul>	7-1/4 x 11-1/2"	NSD	<input type="checkbox"/> <input type="checkbox"/>	1.0#
HRDPT					
	<b>Wall Mounted Load Bar</b>	24"	SWLB.24	<input type="checkbox"/> <input type="checkbox"/>	5.0#
		30"	SWLB.30	<input type="checkbox"/> <input type="checkbox"/>	6.0#
		36"	SWLB.36	<input type="checkbox"/> <input type="checkbox"/>	7.0#
		42"	SWLB.42	<input type="checkbox"/> <input type="checkbox"/>	8.0#
		48"	SWLB.48	<input type="checkbox"/> <input type="checkbox"/>	10.0#
		54"	SWLB.54	<input type="checkbox"/> <input type="checkbox"/>	13.0#
		60"	SWLB.60	<input type="checkbox"/> <input type="checkbox"/>	12.0#
		66"	SWLB.66	<input type="checkbox"/> <input type="checkbox"/>	13.0#
		72"	SWLB.72	<input type="checkbox"/> <input type="checkbox"/>	14.0#
		84"	SWLB.84	<input type="checkbox"/> <input type="checkbox"/>	17.0#
HRDPT					
		<b>A</b>	<b>B</b>		

### HOW TO ORDER

Indicate the following information on order form:

1. Quantity of each item.
2. Model number, including options. See "How To Build a Model Number".
3. Any special service required.

Note:

- The ☐ indicates that a choice is required.
- The absence of the ☐ indicates that no choice is required.
- Alpha-numeric characters in place of ☐ indicate that no other alternatives are available.

### HOW TO BUILD A MODEL NUMBER

- A** Select basic model.
- B** Select trim color.  
Refer to the **KI Color Addendum** or **KI Fabrics & Finishes binder**



Storage Accessories  
Overhead Accessories

Delivered Pricing	
\$	25
\$	108
	116
	117
	129
	134
	158
	159
	161
	168
	260

SPECIAL SERVICES

Special Carton Marking

With specially marked information      N/C

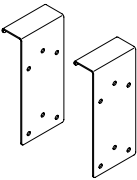
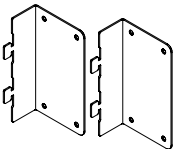
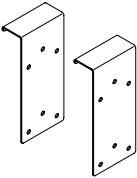
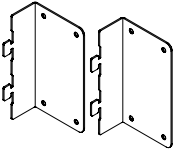
Shipping

Shipped **k.d. freight prepaid f.o.b. Manitowoc, Wisconsin 54420** factory.  
Freight class #70.

Specifications and prices are subject to change without prior notice.

# Accessories

## Brackets

MODEL	MODEL NUMBER	Approx. Packaged Weight
	Basic Model	
  HRDPT	<b>Tackboard Off-Module Bracket</b> <ul style="list-style-type: none"><li>• Order one kit for all heights</li><li>• Includes mounting hardware</li><li>• Not used on Overhead Tackboards</li><li>• Only necessary to order if changing mounting style</li><li>• Pair of brackets</li><li>• Black only</li></ul>	46.0371.TB.KIT
		1.0#
  HRDPT	<b>Tackboard On-Module Bracket</b> <ul style="list-style-type: none"><li>• Order one kit for 12" and 16" high tackboards</li><li>• Order two kits for 20" and 30" high tackboards</li><li>• Order three kits for 48" high tackboards</li><li>• Not used on Overhead Tackboards</li><li>• Only necessary to order if changing mounting style</li><li>• Black only</li></ul>	46.0078.TB.KIT
		1.0#
  HRDPT	<b>Markerboard Off-Module Bracket</b> <ul style="list-style-type: none"><li>• Order one kit for all heights</li><li>• Includes mounting hardware</li><li>• Only necessary to order if changing mounting style</li><li>• Pair of brackets</li><li>• Black only</li></ul>	46.0371.MB.KIT
		1.0#
  HRDPT	<b>Markerboard On-Module Bracket</b> <ul style="list-style-type: none"><li>• Order one kit for all heights</li><li>• Includes mounting hardware</li><li>• Only necessary to order if changing mounting style</li><li>• Pair of brackets</li><li>• Black only</li></ul>	46.0078.MB.KIT
		1.0#

A

### HOW TO ORDER

Indicate the following information on order form:

1. Quantity of each item.
2. Model number, including options. See "How To Build a Model Number".
3. Any special service required.

Note:

- The ☐ indicates that a choice is required.
- The absence of the ☐ indicates that no choice is required.
- Alpha-numeric characters in place of ☐ indicate that no other alternatives are available.

### HOW TO BUILD A MODEL NUMBER

A Select basic model.





Delivered Pricing	
\$	32
\$	29
\$	29
\$	49

SPECIAL SERVICES

Special Carton Marking

With specially marked information N/C

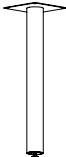
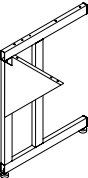
Shipping

Shipped k.d. freight prepaid f.o.b. Manitowoc, Wisconsin 54420 factory.  
Freight class #70.

Specifications and prices are subject to change without prior notice.

Accessories

Brackets/Legs

			MODEL NUMBER		Approx. Packaged Weight
			Basic Model	Trim Color	
HRDPT	D-Shaped Bracket	27"	53.3914.BL		1.0#
HRDPT	Flat Bracket	21"	53.3934.BL		1.0#
	4" Diameter Column Leg		85.9406	<input type="checkbox"/> <input type="checkbox"/>	1.0#
HRDPT	C-Leg w/Gussets, Left	24 x 29"	CGLEG.2429.L	<input type="checkbox"/> <input type="checkbox"/>	1.0#
		30 x 29"	CGLEG.3029.L	<input type="checkbox"/> <input type="checkbox"/>	1.0#
	C-Leg w/Gussets, Right	24 x 29"	CGLEG.2429.R	<input type="checkbox"/> <input type="checkbox"/>	1.0#
		30 x 29"	CGLEG.3029.R	<input type="checkbox"/> <input type="checkbox"/>	1.0#

A

B

HOW TO ORDER

Indicate the following information on order form:

- Quantity of each item.
- Model number, including options. See "How To Build a Model Number".
- Any special service required.

- Note:
- The ☐ indicates that a choice is required.
  - The absence of the ☐ indicates that no choice is required.
  - Alpha-numeric characters in place of ☐ indicate that no other alternatives are available.

HOW TO BUILD A MODEL NUMBER

- A** Select basic model.
- B** Select trim color.  
Refer to the **KI Color Addendum** or **KI Fabrics & Finishes binder**.



Accessories  
Brackets/Legs

Delivered Pricing	
\$	30
\$	28
\$	77
\$	156
	159
\$	156
	159

SPECIAL SERVICES

Special Carton Marking

With specially marked information      N/C

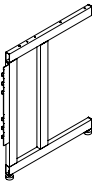
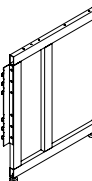
Shipping

Shipped **k.d. freight prepaid f.o.b. Manitowoc, Wisconsin 54420** factory.  
Freight class #70.

Specifications and prices are subject to change without prior notice.

# Accessories

Brackets/Legs

			MODEL NUMBER		Approx. Packaged Weight
			Basic Model	Trim Color	
  HRDPT	PowerWorks Leg, Left	24 x 29"	PWLEG.2429.L	<input type="checkbox"/>	1.0#
  HRDPT	PowerWorks Leg, Right	24 x 29"	PWLEG.2429.R	<input type="checkbox"/>	1.0#

A

B

## HOW TO ORDER

Indicate the following information on order form:

- Quantity of each item.
- Model number, including options. See "How To Build a Model Number".
- Any special service required.

- Note:
- The ☐ indicates that a choice is required.
  - The absence of the ☐ indicates that no choice is required.
  - Alpha-numeric characters in place of ☐ indicate that no other alternatives are available.

## HOW TO BUILD A MODEL NUMBER

- A** Select basic model.
- B** Select trim color.  
Refer to the **KI Color Addendum** or **KI Fabrics & Finishes binder**.



Accessories  
Brackets/Legs

Delivered  
Pricing  
\$ 138

\$ 138


**SPECIAL SERVICES**  
**Special Carton Marking**  
With specially marked information N/C

**Shipping**  
Shipped **k.d. freight prepaid f.o.b. Manitowoc, Wisconsin 54420** factory.  
Freight class #70.

Specifications and prices are subject to change without prior notice.

# Accessories

Internal Duplex

MODEL	MODEL NUMBER	Approx. Packaged Weight
	Basic Model	
 HRDPT	Internal Duplex	PID

A

## HOW TO ORDER

Indicate the following information on order form:

- Quantity of each item.
- Model number, including options. See "How To Build a Model Number".
- Any special service required.

- Note:
- The ☐ indicates that a choice is required.
  - The absence of the ☐ indicates that no choice is required.
  - Alpha-numeric characters in place of ☐ indicate that no other alternatives are available.

## HOW TO BUILD A MODEL NUMBER

A Select basic model.



Delivered  
Pricing  
\$ 173

**SPECIAL SERVICES**

**Special Carton Marking**

With specially marked information      N/C

**Shipping**

Shipped **k.d. freight prepaid f.o.b. Manitowoc, Wisconsin 54420** factory.  
Freight class #70.

Specifications and prices are subject to change without prior notice.

# WireWorks® C.O.M. Yardage Requirements

Tile Size	Actual Cut-Size	54" Non-Directional	54" Directional	66" Non-Directional	66" Directional	Tile Size	Actual Cut-Size	54" Non-Directional	54" Directional	66" Non-Directional	66" Directional
12 x 12	16 x 16	0.148	0.148	0.111	0.111	42 x 12	46 x 16	0.444	0.444	0.444	0.444
12 x 18	16 x 22	0.204	0.204	0.153	0.153	42 x 18	46 x 22	0.611	0.611	0.611	0.611
12 x 24	16 x 28	0.259	0.259	0.194	0.194	42 x 24	46 x 28	0.778	0.778	0.778	0.778
12 x 30	16 x 34	0.315	0.315	0.236	0.326	42 x 30	46 x 34	0.944	0.944	0.944	0.944
12 x 36	16 x 40	0.370	0.370	0.278	0.278	42 x 36	46 x 40	1.111	1.111	1.111	1.111
12 x 42	16 x 46	0.426	0.426	0.319	0.319	42 x 42	46 x 46	1.278	1.278	1.278	1.278
12 x 48	16 x 52	0.481	0.481	0.361	0.361	42 x 48	46 x 52	1.444	1.444	1.444	1.444
12 x 54	16 x 58	0.537	0.537	0.403	0.403	42 x 54	46 x 58	1.611	1.611	1.611	1.611
12 x 60	16 x 64	0.593	0.593	0.444	0.444	42 x 60	46 x 64	1.778	1.778	1.778	1.778
12 x 66	16 x 70	0.648	0.648	0.486	0.486	42 x 66	46 x 70	1.944	1.944	1.944	1.944
12 x 72	16 x 76	0.704	0.704	0.528	0.528	42 x 72	46 x 76	2.111	2.111	2.111	2.111
12 x 78	16 x 82	0.759	0.759	0.569	0.569	42 x 78	46 x 82	2.278	2.278	2.278	2.278
18 x 12	22 x 16	0.222	0.222	0.148	0.148	48 x 12	52 x 16	0.444	0.444	0.444	0.444
18 x 18	22 x 22	0.306	0.306	0.204	0.204	48 x 18	52 x 22	0.611	0.611	0.611	0.611
18 x 24	22 x 28	0.389	0.389	0.259	0.259	48 x 24	52 x 28	0.778	0.778	0.778	0.778
18 x 30	22 x 34	0.472	0.472	0.315	0.315	48 x 30	52 x 34	0.944	0.944	0.944	0.944
18 x 36	22 x 40	0.556	0.556	0.370	0.370	48 x 36	52 x 40	1.111	1.111	1.111	1.111
18 x 42	22 x 46	0.639	0.639	0.426	0.426	48 x 42	52 x 46	1.278	1.278	1.278	1.278
18 x 48	22 x 52	0.722	0.722	0.481	0.481	48 x 48	52 x 52	1.444	1.444	1.444	1.444
18 x 54	22 x 58	0.806	0.806	0.537	0.537	48 x 54	52 x 58	1.611	1.611	1.611	1.611
18 x 60	22 x 64	0.889	0.889	0.593	0.593	48 x 60	52 x 64	1.778	1.778	1.778	1.778
18 x 66	22 x 70	0.972	0.972	0.648	0.648	48 x 66	52 x 70	1.944	1.944	1.944	1.944
18 x 72	22 x 76	1.056	1.056	0.704	0.704	48 x 72	52 x 76	2.111	2.111	2.111	2.111
18 x 78	22 x 82	1.139	1.139	0.759	0.759	48 x 78	52 x 82	2.278	2.278	2.278	2.278
24 x 12	28 x 16	0.444	0.444	0.222	0.222	54 x 12	58 x 16			0.444	0.444
24 x 18	28 x 22	0.611	0.611	0.306	0.306	54 x 18	58 x 22			0.611	0.611
24 x 24	28 x 28	0.778	0.778	0.389	0.389	54 x 24	58 x 28			0.778	0.778
24 x 30	28 x 34	0.944	0.944	0.472	0.472	54 x 30	58 x 34			0.944	0.944
24 x 36	28 x 40	1.111	1.111	0.556	0.556	54 x 36	58 x 40			1.111	1.111
24 x 42	28 x 46	1.278	1.278	0.639	0.639	54 x 42	58 x 46			1.278	1.278
24 x 48	28 x 52	1.444	1.444	0.722	0.722	54 x 48	58 x 52			1.444	1.444
24 x 54	28 x 58	1.611	1.611	0.806	0.806	54 x 54	58 x 58			1.611	1.611
24 x 60	28 x 64	1.778	1.778	0.889	0.889	54 x 60	58 x 64			1.778	1.778
24 x 66	28 x 70	1.944	1.944	0.972	0.972	54 x 66	58 x 70			1.944	1.944
24 x 72	28 x 76	2.111	2.111	1.056	1.056	54 x 72	58 x 76			2.111	2.111
24 x 78	28 x 82	2.278	2.278	1.139	1.139	54 x 78	58 x 82			2.278	2.278
30 x 12	34 x 16	0.444	0.444	0.444	0.444	60 x 12	64 x 16			0.444	0.444
30 x 18	34 x 22	0.611	0.611	0.611	0.611	60 x 18	64 x 22			0.611	0.611
30 x 24	34 x 28	0.778	0.778	0.778	0.778	60 x 24	64 x 28			0.778	0.778
30 x 30	34 x 34	0.944	0.944	0.944	0.944	60 x 30	64 x 34			0.944	0.944
30 x 36	34 x 40	1.111	1.111	1.111	1.111	60 x 36	64 x 40			1.111	1.111
30 x 42	34 x 46	1.278	1.278	1.278	1.278	60 x 42	64 x 46			1.278	1.278
30 x 48	34 x 52	1.444	1.444	1.444	1.444	60 x 48	64 x 52			1.444	1.444
30 x 54	34 x 58	1.611	1.611	1.611	1.611	60 x 54	64 x 58			1.611	1.611
30 x 60	34 x 64	1.778	1.778	1.778	1.778	60 x 60	64 x 64			1.778	1.778
30 x 66	34 x 70	1.944	1.944	1.944	1.944	60 x 66	64 x 70			1.944	1.944
30 x 72	34 x 76	2.111	2.111	2.111	2.111	60 x 72	64 x 76			2.111	2.111
30 x 78	34 x 82	2.278	2.278	2.278	2.278	60 x 78	64 x 82			2.278	2.278
36 x 12	40 x 16	0.444	0.444	0.444	0.444	<b>PRTU (Raceway Tiles)</b>					
36 x 18	40 x 22	0.611	0.611	0.611	0.611	12 x 12	18 x 18	0.167	0.167	0.167	0.167
36 x 24	40 x 28	0.778	0.778	0.778	0.778	18 x 12	24 x 18	0.250	0.250	0.250	0.250
36 x 30	40 x 34	0.944	0.944	0.944	0.944	24 x 12	30 x 18	0.500	0.500	0.250	0.250
36 x 36	40 x 40	1.111	1.111	1.111	1.111	30 x 12	36 x 18	0.500	0.500	0.500	0.500
36 x 42	40 x 46	1.278	1.278	1.278	1.278	36 x 12	42 x 18	0.500	0.500	0.500	0.500
36 x 48	40 x 52	1.444	1.444	1.444	1.444	42 x 12	48 x 18	0.500	0.500	0.500	0.500
36 x 54	40 x 58	1.611	1.611	1.611	1.611	48 x 12	54 x 18	0.500	0.500	0.500	0.500
36 x 60	40 x 64	1.778	1.778	1.778	1.778	54 x 12	60 x 18			0.500	0.500
36 x 66	40 x 70	1.944	1.944	1.944	1.944	60 x 12	66 x 18			0.500	0.500
36 x 72	40 x 76	2.111	2.111	2.111	2.111						
36 x 78	40 x 82	2.278	2.278	2.278	2.278						





# WireWorks® C.O.M. Yardage Requirements

Tile Size	Actual Cut-Size	54" Non-Directional	54" Directional	66" Non-Directional	66" Directional
<b>TB (Tackboards)</b>					
24 x 12	30 x 18	0.500	0.500	0.250	0.250
30 x 12	36 x 18	0.500	0.500	0.500	0.500
36 x 12	42 x 18	0.500	0.500	0.500	0.500
42 x 12	48 x 18	0.500	0.500	0.500	0.500
48 x 12	54 x 18	0.500	0.500	0.500	0.500
54 x 12	60 x 18			0.500	0.500
60 x 12	66 x 18			0.500	0.500
24 x 16	30 x 22	0.611	0.611	0.306	0.306
30 x 16	36 x 22	0.611	0.611	0.611	0.611
36 x 16	42 x 22	0.611	0.611	0.611	0.611
42 x 16	48 x 22	0.611	0.611	0.611	0.611
48 x 16	54 x 22	0.611	0.611	0.611	0.611
54 x 16	60 x 22			0.611	0.611
60 x 16	66 x 22			0.611	0.611
24 x 30	30 x 36	1.000	1.000	0.500	0.500
30 x 30	36 x 36	1.000	1.000	1.000	1.000
36 x 30	42 x 36	1.000	1.000	1.000	1.000
42 x 30	48 x 36	1.000	1.000	1.000	1.000
48 x 30	54 x 36	1.000	1.000	1.000	1.000
54 x 30	60 x 36			1.000	1.000
60 x 30	66 x 36			1.000	1.000
24 x 48	30 x 54	1.500	1.500	0.750	0.750
30 x 48	36 x 54	1.500	1.500	1.500	1.500
36 x 48	42 x 54	1.500	1.500	1.500	1.500
42 x 48	48 x 54	1.500	1.500	1.500	1.500
48 x 48	54 x 54	1.500	1.500	1.500	1.500
54 x 48	60 x 54			1.500	1.500
60 x 48	66 x 54			1.500	1.500
<b>PRDF (Overhead Cabinet)</b>					
24	30 x 22	0.611	0.611	0.306	0.306
30	36 x 22	0.611	0.611	0.611	0.611
36	42 x 22	0.611	0.611	0.611	0.611
42	48 x 22	0.611	0.611	0.611	0.611
48	54 x 22	0.611	0.611	0.611	0.611
54	60 x 22			0.611	0.611
60	66 x 22			0.611	0.611
<b>UTHF (Universal Trim Height Change)</b>					
6	6 x 8	0.025	0.025	0.020	0.020
12	6 x 14	0.043	0.043	0.035	0.035
18	6 x 20	0.062	0.062	0.051	0.051
24	6 x 26	0.080	0.080	0.066	0.066
30	6 x 32	0.099	0.099	0.081	0.081
36	6 x 38	0.117	0.117	0.096	0.096
42	6 x 44	0.136	0.136	0.111	0.111
48	6 x 50	0.154	0.154	0.126	0.126
54	6 x 56	0.173	0.173	0.141	0.141
<b>UTFF (Universal Trim Full Height)</b>					
12	6 x 14	0.043	0.043	0.035	0.035
18	6 x 20	0.062	0.062	0.051	0.051
24	6 x 26	0.080	0.080	0.066	0.066
30	6 x 32	0.099	0.099	0.081	0.081
36	6 x 38	0.117	0.117	0.096	0.096
42	6 x 44	0.136	0.136	0.111	0.111
48	6 x 50	0.154	0.154	0.126	0.126
54	6 x 56	0.173	0.173	0.141	0.141
60	6 x 62	0.191	0.191	0.157	0.157
72	6 x 74	0.228	0.228	0.187	0.187

# Index

Model No.	Description	Page	Model No.	Description	Page
46.0000.12	Frame Components: Stackable Full-Post with Splice	88	46.1229.SET	Overhead Accessories: Universal Overhead Off-Module Mounting Bracket-18" Tiles	128
46.0000.30	Frame Components: Vertical Full-Post with Glide	86	46.1234	Overhead Accessories: Upmount Brackets	128
46.0001.12	Frame Components: Stackable Half-Post with Splice	88	46.2103	Overhead Accessories: Load Bar Brackets	128
46.0001.30	Frame Components: Vertical Half-Post with Glide	86	46.5172	Tech Panel Components: Base Tile Hook	124
46.0002.12	Frame Components: Horizontal Rail	92	46.5173	Tech Panel Components: Half-Post Clip	124
46.0017.12	Trim Pieces: Domestic Power Base Trim/Raceway - Holes on Both Sides	76	46.5174	Tech Panel Components: Full-Post Clip	124
46.0021	Frame Components: Corner Connector Block Height-Change	90	46.5177	Tech Panel Components: Horizontal Lock Cam	124
46.0021.KIT	Frame Components: Corner Connector Block Height-Change with Shoulder Bolts	90	46.5308.12	Aluminum Trim Pieces: Aluminum Top Cap	94
46.0022	Frame Components: Corner Connector Block	90	46.5309.24	Aluminum Trim Pieces: Aluminum End of Run Cap	96
46.0022.KIT	Frame Components: Corner Connector Block with Shoulder Bolts	90	46.5310	Aluminum Trim Pieces: End of Run Top Cap	100
46.0028	Trim Pieces: Top Cap-End of Run	74	46.5311	Aluminum Trim Pieces: 90° Top Cap	100
46.0030	Trim Pieces: Cap-Bottom Height-Change	74	46.5314	Aluminum Trim Pieces: Dead End Top Cap	100
46.0038	Trim Pieces: 3-Way "T" Base Trim	74	46.5315	Aluminum Trim Pieces: 180° In-Line Top Cap	100
46.0039	Trim Pieces: 90° Base Trim	74	46.5316	Aluminum Trim Pieces: 3-Way Top Cap	100
46.0040.12	Trim Pieces: Top Cap	68	46.5317	Aluminum Trim Pieces: 4-Way Top Cap	100
46.0042	Trim Pieces: 4-Way Cap	70	46.5329.12	Aluminum Trim Pieces: Aluminum Top Cap, Change of Height Condition	94
46.0050.12	Frame Components: Intersection Light Block Tube	90	46.5330.12	Aluminum Trim Pieces: Stackable End of Run	96
46.0078.MB.KIT	Brackets: Markerboard On-Module Bracket	134	46.5331.06	Aluminum Trim Pieces: Aluminum Height Change End of Run Trim	98
46.0078.TB.KIT	Brackets: Tackboard On-Module Bracket	134	46.5347	Aluminum Trim Pieces: Replacement Splice Plate	94
46.0088	Trim Pieces: 90° Degree Top Cap	70	46.5350	Aluminum Trim Pieces: 120° 3-Way Top Cap	102
46.0089	Trim Pieces: 180° Degree Top Cap	70	46.5351	Aluminum Trim Pieces: 120° 2-Way Top Cap	102
46.0090	Trim Pieces: 1-Way (Dead End) Cap	68	46.5352	Aluminum Trim Pieces: 120° Dead End Top Cap	102
46.0091	Trim Pieces: 3-Way Cap	70	46.5420.30	Aluminum Trim Pieces: Aluminum End of Run Cap, Flat	96
46.0093.12	Trim Pieces: Trim Height-Change End-of-Run	74	53.3914.BL	Brackets/Legs: D-Shaped Bracket	136
46.0233.SET	Overhead Accessories: Universal Overhead On-Module Mounting Bracket	128	53.3934.BL	Brackets/Legs: Flat Bracket	136
46.0234.SET	Overhead Accessories: Universal Overhead Off-Module Mounting Bracket-12" Tiles	128	85.9406	Brackets/Legs: 4" Diameter Column Leg	136
46.0343.24	Trim Pieces: Chicago Power Base Trim/Raceway - Holes on Both Sides	76	BOA-WW-LB	Overhead Accessories: Balance® Load Bar Brackets	130
46.0365	Trim Pieces: Top Cap Splice Plate	68	BOA-WW-OM12	Overhead Accessories: Balance® Overhead Off-Module Mounting Bracket-12" Tiles	130
46.0371.MB.KIT	Brackets: Markerboard Off-Module Bracket	134	BOA-WW-OM18	Overhead Accessories: Balance® Overhead Off-Module Mounting Bracket-18" Tiles	130
46.0371.TB.KIT	Brackets: Tackboard Off-Module Bracket	134	BOA-WW-PM	Overhead Accessories: Balance® Overhead On-Module Mounting Bracket	130
46.0630.12	Frame Components: Enhanced Horizontal Rail	92	BOA-WW-UM	Overhead Accessories: Balance® Upmount Brackets	130
46.0679	Frame Components: Shoulder Bolt	90	CGLEG.2429.L	Brackets/Legs: C-Leg w/Gussets, Left	136
46.0689	Wood Veneer Trim Pieces: End of Run Cap	84	CGLEG.2429.R	Brackets/Legs: C-Leg w/Gussets, Right	136
46.0690	Wood Veneer Trim Pieces: Height-Change - Bottom Only	84	GTH06	Components: Height Change Trim	120
46.0696	Wood Veneer Trim Pieces: 4-Way Top Cap	84	HLB.12	Frame Components: Horizontal Light Block - Single	92
46.0699	Wood Veneer Trim Pieces: 90° Top Cap	84	HLB.12.SET	Frame Components: Horizontal Light Block - Pairs	92
46.0950.12	Wood Veneer Trim Pieces: Veneer Top Cap	78	MB.MARKERKIT	Steel Marker Tile: Marker Kit	34
46.0952	Wood Veneer Trim Pieces: 3-Way Top Cap	84	MB.TRAY	Steel Marker Tile: Magnetic Tray	34
46.0953	Wood Veneer Trim Pieces: 1-Way (Dead End) Cap	84	NSD	Overhead Accessories: Shelf Dividers	132
46.0954	Wood Veneer Trim Pieces: 180° In line Top Cap	84	PBFT8	Tech Panel Components: Power Base Infeed	126
46.0955	Components: 120° Connector Block	118	PCTU2412A	Upholstered Raceway Tile: Chicago Power Raceway Tile - 12"H58	
46.1027	Components: 120° 1-Way Top Cap	120	PCTU2418A	Upholstered Raceway Tile: Chicago Power Raceway Tile - 18"H58	
46.1028	Components: 120° 2-Way Top Cap	120	PET30	Trim Pieces: End-Of-Run with End-Of-Run Top Cap	72
46.1029	Components: 120° 3-Way Top Cap	120	PETW30	Wood Veneer Trim Pieces: Veneer End-of-Run Trim with End-of-Run Top Cap	80
46.1032.30	Components: 120° Vertical Trim	120	PETWV3042	Wood Veneer Trim Pieces: Veneer In-Line Height-Change Trim	80
46.1037.12	Components: 120° Light Block	118	PGT1212	Glass Tile: Glass Tile - 12" H	36
46.1215.24	Tech Panel Components: Single Side Base Raceway with Holes	122	PGT1218	Glass Tile: Glass Tile - 18" H	36
46.1217.24	Trim Pieces: Domestic Power Base Trim/Raceway - No Holes	76	PGT1224	Glass Tile: Glass Tile - 24" H	36
46.1218.24	Trim Pieces: Domestic Power Base Trim/Raceway - Holes on One Side	76	PGT1230	Glass Tile: Glass Tile - 30" H	36
46.1219.24	Trim Pieces: Chicago Power Base Trim/Raceway - Holes on One Side	76	PGT1236	Glass Tile: Glass Tile - 36" H	38
46.1220.12	Tech Panel Components: Single Side Base Raceway-No Holes	122	PGT1242	Glass Tile: Glass Tile - 42" H	38
			PGT1248	Glass Tile: Glass Tile - 48" H	38
			PGT1254	Glass Tile: Glass Tile - 54" H	38
			PGT1260	Glass Tile: Glass Tile - 60" H	40



Model No.	Description	Page	Model No.	Description	Page
PGT1266	Glass Tile: Glass Tile - 66" H	40	PVT1212	Veneer Tile: Veneer Tile - 12" H	52
PGT1272	Glass Tile: Glass Tile - 72" H	40	PVT1218	Veneer Tile: Veneer Tile - 18" H	52
PGT1278	Glass Tile: Glass Tile - 78" H	40	PVT1224	Veneer Tile: Veneer Tile - 24" H	52
PID	Internal Duplex: Internal Duplex	140	PVT1230	Veneer Tile: Veneer Tile - 30" H	52
PLT1212	Laminate Tile: Laminate Tile - 12" H	48	PVT1236	Veneer Tile: Veneer Tile - 36" H	54
PLT1218	Laminate Tile: Laminate Tile - 18" H	48	PVT1242	Veneer Tile: Veneer Tile - 42" H	54
PLT1224	Laminate Tile: Laminate Tile - 24" H	48	PWLEG.2429.L	Brackets/Legs: PowerWorks Leg, Left	138
PLT1230	Laminate Tile: Laminate Tile - 30" H	48	PWLEG.2429.R	Brackets/Legs: PowerWorks Leg, Right	138
PLT1236	Laminate Tile: Laminate Tile - 36" H	50	SCUB30	Cubby and Transactional Shelf: Cubby	108
PLT1242	Laminate Tile: Laminate Tile - 42" H	50	STD/1212	Dimpled Steel Tile: Dimpled Steel Tile - 30" H	24
PLTT1212	Tool Tile: Tool Tile	56	STD/1218	Dimpled Steel Tile: Dimpled Steel Tile - 18" H	24
PLTT1812	Tool Tile:	56	STD/1224	Dimpled Steel Tile: Dimpled Steel Tile - 24" H	24
PLTT2412	Tool Tile:	56	STD/1230	Dimpled Steel Tile: Dimpled Steel Tile - 30" H	26
PLTT3012	Tool Tile:	56	STD/1236	Dimpled Steel Tile: Dimpled Steel Tile - 36" H	26
PLTT3612	Tool Tile:	56	STD/3642	Dimpled Steel Tile: Dimpled Steel Tile - 42",48",54",60",66"H	26
PLTT4212	Tool Tile:	56	STM/1212	Steel Marker Tile: Steel Marker Tile - 12" H	32
PLTT4812	Tool Tile:	56	STM/1218	Steel Marker Tile: Steel Marker Tile - 18" H	32
POT1212	Open Tile: Open Tile - 12" H	42	STM/1224	Steel Marker Tile: Steel Marker Tile - 24" H	32
POT1218	Open Tile: Open Tile - 18" H	42	STM/1230	Steel Marker Tile: Steel Marker Tile - 30" H	34
POT1224	Open Tile: Open Tile - 24" H	42	STM/1236	Steel Marker Tile: Steel Marker Tile - 36" H	34
POT1230	Open Tile: Open Tile - 30" H	42	STM/3642	Steel Marker Tile: Steel Marker Tile - 42,48,54,60,66" H	34
POT1236	Open Tile: Open Tile - 36" H	44	STRS24	Cubby and Transactional Shelf: Transactional Shelf	108
POT1242	Open Tile: Open Tile - 42" H	44	STRS48	Cubby and Transactional Shelf: Transactional Shelf	108
POT1248	Open Tile: Open Tile - 48" H	44	STS/1212	Solid Steel Tile: Solid Steel Tile - 12" H	20
POT1254	Open Tile: Open Tile - 54" H	44	STS/1218	Solid Steel Tile: Solid Steel Tile - 18" H	20
POT1260	Open Tile: Open Tile - 60" H	46	STS/1224	Solid Steel Tile: Solid Steel Tile - 24" H	20
POT1266	Open Tile: Open Tile - 66" H	46	STS/1230	Solid Steel Tile: Solid Steel Tile - 30" H	22
POT1272	Open Tile: Open Tile - 72" H	46	STS/1236	Solid Steel Tile: Solid Steel Tile - 36" H	22
POT1278	Open Tile: Open Tile - 78" H	46	STS/3642	Solid Steel Tile: Solid Steel Tile - 42",48",54",60", 66"H	22
PPPT.12	Trim Pieces: Power Panel Trim	72	SW4TF10	Top Feeds: 10-Wire 4 Circuit Top Feed-10 Foot Pole	114
PRFT1212	Fabric Tile - Tackable Acoustic (3/8" Thick): Fabric Tile - 12" H	2	SW4TF7	Top Feeds: 10-Wire 4 Circuit Top Feed-7 Foot Pole	114
PRFT1218	Fabric Tile - Tackable Acoustic (3/8" Thick): Fabric Tile - 18" H	2	SW6TF10	Top Feeds: 10-Wire 6 Circuit Top Feed-10 Foot Pole	114
PRFT1224	Fabric Tile - Tackable Acoustic (3/8" Thick): Fabric Tile - 24" H	2	SW6TF7	Top Feeds: 10-Wire 6 Circuit Top Feed-7 Foot Pole	114
PRTL1212	Laminate Raceway Tile: Laminate Raceway Tile	60	SWBDF-12-30	Base and Data Feeds: Base Data Feed	112
PRTS1212	Painted Steel Raceway Tile: Painted Steel Raceway Tile - 12"H	62	SWBF4-12-30	Base and Data Feeds: 10-Wire 4 Circuit Base Feed	110
PRTS1218	Painted Steel Raceway Tile: Painted Steel Raceway Tile - 18"H	62	SWBF6-12-30	Base and Data Feeds: 10-Wire 6 Circuit Base Feed	110
PRTU1212A	Upholstered Raceway Tile: Domestic Power Raceway Tile - 12"H	58	SWLB.24	Overhead Accessories: Wall Mounted Load Bar	132
PRTU1218A	Upholstered Raceway Tile: Domestic Power Raceway Tile - 18"H	58	SWLFEOR-12-30	Elevated Panel Posts: End-of-Run Post 12" Legs	104
PSET12	Trim Pieces: Stackable End-Of-Run	72	SWLFEOR-6-30	Elevated Panel Posts: End-of-Run Post 6" Legs	104
PSTP/SET/STP1212	Perforated Steel Tile: Perforated Steel Tile - 12" H - Set of (2) Tiles	28	SWLFHP-12-30	Elevated Panel Posts: Half Post 12" Legs	104
PSTP/SET/STP1218	Perforated Steel Tile: Perforated Steel Tile - 18" H - Set of (2) Tiles	28	SWLFHP-6-30	Elevated Panel Posts: Half Post 6" Legs	104
PSTP/SET/STP1224	Perforated Steel Tile: Perforated Steel Tile - 24" H - Set of (2) Tiles	28	SWLFILP-12-30	Elevated Panel Posts: In-Line Post 12" Legs	106
PSTP/SET/STP1230	Perforated Steel Tile: Perforated Steel Tile - 30" H - Set of (2) Tiles	30	SWLFILP-6-30	Elevated Panel Posts: In-Line Post 6" Legs	106
PSTP/SET/STP1236	Perforated Steel Tile: Perforated Steel Tile - 36" H - Set of (2) Tiles	30	SWTDF10	Top Data Feeds: Top Data Feed-10 Foot Pole	116
PSTP/SET/STP3642	Perforated Steel Tile: Perforated Steel Tile - 42",48",54",60",66"H - Set of (2) Tiles	30	SWTDF7	Top Data Feeds: Top Data Feed-7 Foot Pole	116
PSTW12	Wood Veneer Trim Pieces: Veneer Stackable End-of-Run	80	TETW30	Wood Veneer Trim Pieces: Veneer Tech Panel End-of-Run Trim w/ End-of-Run Top Cap	82
PVET06	Trim Pieces: In-Line Height-Change Trim	72	UP65NRC1212A	Fabric Tile - Tackable Acoustic (3/4" Thick): Fabric Tile - 12" H	4
			UP65NRC1218A	Fabric Tile - Tackable Acoustic (3/4" Thick): Fabric Tile - 18" H	4
			UP65NRC1224A	Fabric Tile - Tackable Acoustic (3/4" Thick): Fabric Tile - 24" H	4
			UP65NRC1230A	Fabric Tile - Tackable Acoustic (3/4" Thick): Fabric Tile - 30" H	6
			UP65NRC1236A	Fabric Tile - Tackable Acoustic (3/4" Thick): Fabric Tile - 36" H	6
			UP65NRC1242A	Fabric Tile - Tackable Acoustic (3/4" Thick): Fabric Tile - 242" H	6
			UP65NRC1248A	Fabric Tile - Tackable Acoustic (3/4" Thick): Fabric Tile - 48" H	8
			UP65NRC1254A	Fabric Tile - Tackable Acoustic (3/4" Thick): Fabric Tile -54" H	8
			UP65NRC1260A	Fabric Tile - Tackable Acoustic (3/4" Thick): Fabric Tile -60" H	8
			UP65NRC1266A	Fabric Tile - Tackable Acoustic (3/4" Thick): Fabric Tile - 66" H	10
			UP65NRC1272A	Fabric Tile - Tackable Acoustic (3/4" Thick): Fabric Tile - 72" H	10
			UP65NRC1278A	Fabric Tile - Tackable Acoustic (3/4" Thick): Fabric Tile - 78" H	10
			UP80NRC1212A	Fabric Tile - Highly Acoustic (3/4" Thick): Fabric Tile - 12" H	12
			UP80NRC1218A	Fabric Tile - Highly Acoustic (3/4" Thick): Fabric Tile - 18" H	12

# Index

Model No.	Description	Page
UP80NRC1224A	Fabric Tile - Highly Acoustic (3/4" Thick): Fabric Tile - 24" H	12
UP80NRC1230A	Fabric Tile - Highly Acoustic (3/4" Thick): Fabric Tile - 30" H	14
UP80NRC1236A	Fabric Tile - Highly Acoustic (3/4" Thick): Fabric Tile - 36" H	14
UP80NRC1242A	Fabric Tile - Highly Acoustic (3/4" Thick): Fabric Tile - 42" H	14
UP80NRC1248A	Fabric Tile - Highly Acoustic (3/4" Thick): Fabric Tile - 48" H	16
UP80NRC1254A	Fabric Tile - Highly Acoustic (3/4" Thick): Fabric Tile - 54" H	16
UP80NRC1260A	Fabric Tile - Highly Acoustic (3/4" Thick): Fabric Tile - 60" H	16
UP80NRC1266A	Fabric Tile - Highly Acoustic (3/4" Thick): Fabric Tile - 66" H	18
UP80NRC1272A	Fabric Tile - Highly Acoustic (3/4" Thick): Fabric Tile - 72" H	18
UP80NRC1278A	Fabric Tile - Highly Acoustic (3/4" Thick): Fabric Tile - 78" H	18
UTF18	Universal Trim: Unupholstered Universal Trim (Full-Height)	64
UTFF18	Universal Trim: Upholstered Universal Trim (Full-Height)	64
UTH06	Universal Trim: Unupholstered Universal Trim (Height-Change)	66
UTHF06	Universal Trim: Upholstered Universal Trim (Height-Change)	66
UTHS12	Universal Trim: Unupholstered Universal Trim (Height-Change)	66
UTHSF12	Universal Trim: Upholstered Universal Trim Stackable (Height-Change)	66

---

**KI**

---

**You make the rules.  
We make the rest.®**

Of course KI solutions work better for you. They're made for you. No one pays more attention to customer needs than we do. We don't design our furniture to win awards (even though it does). We don't rely on one-size-fits-all solutions (even though they would make our life easier). We find out what you need. And, we make it. The same applies to our service, distribution channels ... everything we do. It's all built around knowing what you want and giving you the choice. KI solutions work, because we're working for you.

KI  
1330 Bellevue Street  
P.O. Box 8100  
Green Bay, Wisconsin 54308-8100  
1-800-424-2432  
[www.ki.com](http://www.ki.com)

KI is a registered trademark of Krueger International, Inc. Working for You is a registered trademark of Krueger International, Inc. Pallas is a registered trademark of Krueger International, Inc.

© 2006 KI  
All Rights Reserved.  
Litho in USA.  
Code KI-I 12572R2/KI/PDF/806