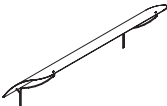




		MODEL NUMBER			
		Basic Model	Trim Color		
MODEL	W			Approx. Packaged Weight	Delivered Pricing
 HRDPT		SAIL.48.SX		3.0#	\$ 349
		<b>A</b>	<b>B</b>		

HOW TO ORDER

Indicate the following information on order form:

- Quantity of each item.
- Model number, including options. See “How To Build a Model Number”.
- Any special service required.

Note:

- The ☐ indicates that a choice is required.
- The absence of the ☐ indicates that no choice is required.
- Alpha-numeric characters in place of ☐ indicate that no other alternatives are available.

HOW TO BUILD A MODEL NUMBER

- A** Select basic model.
- B** Select trim color. Refer to the **Product Color Options** page in this price list.

SPECIAL SERVICES

Special Carton Marking




With specially marked information      N/C

Shipping

Ships **knocked down, FOB Manitowoc, WI 54220, freight prepaid.** Freight class 70.

Specifications and prices are subject to change without prior notice.



				MODEL NUMBER		
	MODEL	Features	W x H	Basic Model	Approx. Packaged Weight	Delivered Pricing
 HRDPT	<b>Markerboards</b> <ul style="list-style-type: none"><li>• White “dry erase” painted steel</li><li>• “No frame” construction of 22 gauge steel with honeycomb core adhered to back of tile to dampen sound</li><li>• Includes magnetic removable 16” x 2-1/2” tray with markers and eraser</li><li>• Specify for “on” or “off” module mounting brackets</li><li>• Includes black mounting brackets</li></ul>	Off-Module	30 x 30”	PDEMB.OM.3030	16.0#	\$ 364
		Off-Module	36 x 30”	PDEMB.OM.3630	24.0#	424
		Off-Module	42 x 30”	PDEMB.OM.4230	20.0#	434
		Off-Module	48 x 30”	PDEMB.OM.4830	22.0#	453
		Off-Module	54 x 30”	PDEMB.OM.5430	25.0#	599
		Off-Module	60 x 30”	PDEMB.OM.6030	29.0#	615
		On-Module	30 x 30”	PDEMB.PM.3030	17.0#	364
		On-Module	36 x 30”	PDEMB.PM.3630	25.0#	424
		On-Module	42 x 30”	PDEMB.PM.4230	21.0#	434
		On-Module	48 x 30”	PDEMB.PM.4830	23.0#	453
		On-Module	54 x 30”	PDEMB.PM.5430	26.0#	599
		On-Module	60 x 30”	PDEMB.PM.6030	30.0#	615
 HRDPT	<b>Markerboards</b> <ul style="list-style-type: none"><li>• White porcelain painted steel surface with matching white trim</li><li>• Includes magnetic removable 16” x 2-1/2” tray with markers and eraser</li><li>• Specify for “on” or “off” module mounting brackets</li><li>• Includes black mounting brackets</li></ul>	Off-Module	30 x 32”	PMB.OM.3032	11.0#	\$ 754
		Off-Module	36 x 32”	PMB.OM.3632	13.0#	788
		Off-Module	42 x 32”	PMB.OM.4232	15.0#	877
		Off-Module	48 x 32”	PMB.OM.4832	17.0#	898
		Off-Module	54 x 32”	PMB.OM.5432	20.0#	979
		Off-Module	60 x 32”	PMB.OM.6032	22.0#	1025
		On-Module	30 x 32”	PMB.PM.3032	11.0#	754
		On-Module	36 x 32”	PMB.PM.3632	13.0#	788
		On-Module	42 x 32”	PMB.PM.4232	15.0#	877
		On-Module	48 x 32”	PMB.PM.4832	17.0#	898
		On-Module	54 x 32”	PMB.PM.5432	20.0#	979
		On-Module	60 x 32”	PMB.PM.6032	22.0#	1025
 HRDPT	<b>Magnetic Tray</b>		16 x 2-1/2”	MB.TRAY	1.0#	\$ 52
HRDPT	<b>Tray/Eraser/4 Markers</b>			MB.MARKERKIT	1.0#	\$ 125
HRDPT						

A

HOW TO ORDER

Indicate the following information on order form:

1. Quantity of each item.
2. Model number, including options. See “How To Build a Model Number”.
3. Any special service required.

Note:

- The ☐ indicates that a choice is required.
- The absence of the ☐ indicates that no choice is required.
- Alpha-numeric characters in place of ☐ indicate that no other alternatives are available.

HOW TO BUILD A MODEL NUMBER

A Select basic model.

SPECIAL SERVICES

Special Carton Marking

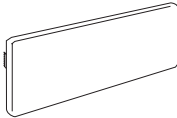
With specially marked information      N/C

Shipping

Ships **knocked down, FOB Manitowoc, WI 54220, freight prepaid.** Freight class 70.

Specifications and prices are subject to change without prior notice.



			MODEL NUMBER							
			Basic Model	Fabric Color						
MODEL	Features	W x H			Approx. Packaged Weight	Delivered Pricing Fabric Grade 1 & C.O.M.	Delivered Pricing Fabric Grade 2	Delivered Pricing Fabric Grade 3 & Pallas Vertical Fabric Grade PV	Delivered Pricing Pallas Vertical Fabric Grade PV1	Delivered Pricing Pallas Vertical Fabric Grade PV2
<div><p>PTB</p></div> <div><b>Tackboard</b><ul style="list-style-type: none"><li>Tackboards are constructed of 3/4" tackable core and covered with fabric</li><li>Includes black mounting brackets</li><li>Not available with countertops</li></ul></div>	Off-Module	24 x 12"	PTB2412/OM	<input type="checkbox"/> <input type="checkbox"/> <input type="checkbox"/> <input type="checkbox"/>	3.0#	\$ 199	\$ 202	\$ 204	\$ 212	\$ 231
	Off-Module	30 x 12"	PTB3012/OM	<input type="checkbox"/> <input type="checkbox"/> <input type="checkbox"/> <input type="checkbox"/>	3.0#	223	226	230	236	246
	Off-Module	36 x 12"	PTB3612/OM	<input type="checkbox"/> <input type="checkbox"/> <input type="checkbox"/> <input type="checkbox"/>	4.0#	236	242	245	253	272
	Off-Module	42 x 12"	PTB4212/OM	<input type="checkbox"/> <input type="checkbox"/> <input type="checkbox"/> <input type="checkbox"/>	4.0#	243	251	253	259	283
	Off-Module	48 x 12"	PTB4812/OM	<input type="checkbox"/> <input type="checkbox"/> <input type="checkbox"/> <input type="checkbox"/>	5.0#	250	253	260	264	286
	Off-Module	54 x 12"	PTB5412/OM	<input type="checkbox"/> <input type="checkbox"/> <input type="checkbox"/> <input type="checkbox"/>	5.0#	286	293	299	310	324
	Off-Module	60 x 12"	PTB6012/OM	<input type="checkbox"/> <input type="checkbox"/> <input type="checkbox"/> <input type="checkbox"/>	6.0#	297	304	309	321	339
	Off-Module	24 x 16"	PTB2416/OM	<input type="checkbox"/> <input type="checkbox"/> <input type="checkbox"/> <input type="checkbox"/>	4.0#	202	204	208	218	234
	Off-Module	30 x 16"	PTB3016/OM	<input type="checkbox"/> <input type="checkbox"/> <input type="checkbox"/> <input type="checkbox"/>	4.0#	223	226	230	236	246
	Off-Module	36 x 16"	PTB3616/OM	<input type="checkbox"/> <input type="checkbox"/> <input type="checkbox"/> <input type="checkbox"/>	5.0#	236	242	245	253	272
	Off-Module	42 x 16"	PTB4216/OM	<input type="checkbox"/> <input type="checkbox"/> <input type="checkbox"/> <input type="checkbox"/>	5.0#	245	252	256	264	284
	Off-Module	48 x 16"	PTB4816/OM	<input type="checkbox"/> <input type="checkbox"/> <input type="checkbox"/> <input type="checkbox"/>	6.0#	256	263	271	283	293
	Off-Module	54 x 16"	PTB5416/OM	<input type="checkbox"/> <input type="checkbox"/> <input type="checkbox"/> <input type="checkbox"/>	6.0#	306	312	320	331	349
	Off-Module	60 x 16"	PTB6016/OM	<input type="checkbox"/> <input type="checkbox"/> <input type="checkbox"/> <input type="checkbox"/>	7.0#	315	322	325	341	359
	On-Module	24 x 12"	PTB2412/PM	<input type="checkbox"/> <input type="checkbox"/> <input type="checkbox"/> <input type="checkbox"/>	3.0#	199	202	204	212	231
	On-Module	30 x 12"	PTB3012/PM	<input type="checkbox"/> <input type="checkbox"/> <input type="checkbox"/> <input type="checkbox"/>	3.0#	223	226	230	236	246
	On-Module	36 x 12"	PTB3612/PM	<input type="checkbox"/> <input type="checkbox"/> <input type="checkbox"/> <input type="checkbox"/>	4.0#	236	242	245	253	272
	On-Module	42 x 12"	PTB4212/PM	<input type="checkbox"/> <input type="checkbox"/> <input type="checkbox"/> <input type="checkbox"/>	4.0#	243	251	253	259	283
	On-Module	48 x 12"	PTB4812/PM	<input type="checkbox"/> <input type="checkbox"/> <input type="checkbox"/> <input type="checkbox"/>	5.0#	250	253	260	264	286
	On-Module	54 x 12"	PTB5412/PM	<input type="checkbox"/> <input type="checkbox"/> <input type="checkbox"/> <input type="checkbox"/>	5.0#	286	293	299	310	324
	On-Module	60 x 12"	PTB6012/PM	<input type="checkbox"/> <input type="checkbox"/> <input type="checkbox"/> <input type="checkbox"/>	6.0#	297	304	309	321	339
	On-Module	24 x 16"	PTB2416/PM	<input type="checkbox"/> <input type="checkbox"/> <input type="checkbox"/> <input type="checkbox"/>	4.0#	202	204	208	218	234
	On-Module	30 x 16"	PTB3016/PM	<input type="checkbox"/> <input type="checkbox"/> <input type="checkbox"/> <input type="checkbox"/>	4.0#	223	226	230	236	246
	On-Module	36 x 16"	PTB3616/PM	<input type="checkbox"/> <input type="checkbox"/> <input type="checkbox"/> <input type="checkbox"/>	5.0#	236	242	245	253	272
	On-Module	42 x 16"	PTB4216/PM	<input type="checkbox"/> <input type="checkbox"/> <input type="checkbox"/> <input type="checkbox"/>	5.0#	245	252	256	264	284
	On-Module	48 x 16"	PTB4816/PM	<input type="checkbox"/> <input type="checkbox"/> <input type="checkbox"/> <input type="checkbox"/>	6.0#	256	263	271	283	293
	On-Module	54 x 16"	PTB5416/PM	<input type="checkbox"/> <input type="checkbox"/> <input type="checkbox"/> <input type="checkbox"/>	6.0#	306	312	320	331	349
	On-Module	60 x 16"	PTB6016/PM	<input type="checkbox"/> <input type="checkbox"/> <input type="checkbox"/> <input type="checkbox"/>	7.0#	315	322	325	341	359

A

B

HOW TO ORDER

Indicate the following information on order form:

- Quantity of each item.
- Model number, including options. See "How To Build a Model Number".
- Any special service required.

Note:

- The ☐ indicates that a choice is required.
- The absence of the ☐ indicates that no choice is required.
- Alpha-numeric characters in place of ☐ indicate that no other alternatives are available.

HOW TO BUILD A MODEL NUMBER

- A

Select basic model.
- B

Select fabric color.  
Refer to [ki.com/fabrics](#)

SPECIAL SERVICES

Special Carton Marking

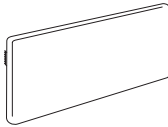
With specially marked information      N/C

Shipping

Ships **knocked down, FOB Manitowoc, WI 54220, freight prepaid.** Freight class 70.

Specifications and prices are subject to change without prior notice.



			MODEL NUMBER							
			Basic Model	Fabric Color						
MODEL	Features	W x H			Approx. Packaged Weight	Delivered Pricing Fabric Grade 1 & C.O.M.	Delivered Pricing Fabric Grade 2	Delivered Pricing Fabric Grade 3 & Pallas Vertical Fabric Grade PV	Delivered Pricing Pallas Vertical Fabric Grade PV1	Delivered Pricing Pallas Vertical Fabric Grade PV2
<div></div> <div>PTB</div>	<b>Tackboard</b> <ul style="list-style-type: none"><li>Tackboards are constructed of 3/4" tackable core and covered with fabric</li><li>Includes black mounting brackets</li><li>Not available with countertops</li></ul>	Off-Module 24 x 20"	PTB2420/OM	<input type="checkbox"/> <input type="checkbox"/> <input type="checkbox"/> <input type="checkbox"/>	4.0#	\$ 299	\$ 310	\$ 312	\$ 322	\$ 344
		Off-Module 30 x 20"	PTB3020/OM	<input type="checkbox"/> <input type="checkbox"/> <input type="checkbox"/> <input type="checkbox"/>	5.0#	322	329	339	351	366
		Off-Module 36 x 20"	PTB3620/OM	<input type="checkbox"/> <input type="checkbox"/> <input type="checkbox"/> <input type="checkbox"/>	6.0#	345	354	360	371	391
		Off-Module 42 x 20"	PTB4220/OM	<input type="checkbox"/> <input type="checkbox"/> <input type="checkbox"/> <input type="checkbox"/>	7.0#	355	364	371	382	403
		Off-Module 48 x 20"	PTB4820/OM	<input type="checkbox"/> <input type="checkbox"/> <input type="checkbox"/> <input type="checkbox"/>	8.0#	425	434	441	457	483
		Off-Module 54 x 20"	PTB5420/OM	<input type="checkbox"/> <input type="checkbox"/> <input type="checkbox"/> <input type="checkbox"/>	9.0#	428	438	452	465	487
		Off-Module 60 x 20"	PTB6020/OM	<input type="checkbox"/> <input type="checkbox"/> <input type="checkbox"/> <input type="checkbox"/>	10.0#	433	447	457	468	496
		Off-Module 24 x 30"	PTB2430/OM	<input type="checkbox"/> <input type="checkbox"/> <input type="checkbox"/> <input type="checkbox"/>	6.0#	324	337	345	331	374
		Off-Module 30 x 30"	PTB3030/OM	<input type="checkbox"/> <input type="checkbox"/> <input type="checkbox"/> <input type="checkbox"/>	7.0#	403	415	425	411	461
		Off-Module 36 x 30"	PTB3630/OM	<input type="checkbox"/> <input type="checkbox"/> <input type="checkbox"/> <input type="checkbox"/>	8.0#	427	435	447	435	486
		Off-Module 42 x 30"	PTB4230/OM	<input type="checkbox"/> <input type="checkbox"/> <input type="checkbox"/> <input type="checkbox"/>	10.0#	453	465	475	462	516
		Off-Module 48 x 30"	PTB4830/OM	<input type="checkbox"/> <input type="checkbox"/> <input type="checkbox"/> <input type="checkbox"/>	11.0#	475	486	500	484	541
		Off-Module 54 x 30"	PTB5430/OM	<input type="checkbox"/> <input type="checkbox"/> <input type="checkbox"/> <input type="checkbox"/>	12.0#	486	500	511	498	552
		Off-Module 60 x 30"	PTB6030/OM	<input type="checkbox"/> <input type="checkbox"/> <input type="checkbox"/> <input type="checkbox"/>	14.0#	518	534	542	526	589
		On-Module 24 x 20"	PTB2420/PM	<input type="checkbox"/> <input type="checkbox"/> <input type="checkbox"/> <input type="checkbox"/>	4.0#	299	310	312	322	344
		On-Module 30 x 20"	PTB3020/PM	<input type="checkbox"/> <input type="checkbox"/> <input type="checkbox"/> <input type="checkbox"/>	5.0#	322	329	339	351	366
		On-Module 36 x 20"	PTB3620/PM	<input type="checkbox"/> <input type="checkbox"/> <input type="checkbox"/> <input type="checkbox"/>	6.0#	345	354	360	371	391
		On-Module 42 x 20"	PTB4220/PM	<input type="checkbox"/> <input type="checkbox"/> <input type="checkbox"/> <input type="checkbox"/>	7.0#	355	364	371	382	403
		On-Module 48 x 20"	PTB4820/PM	<input type="checkbox"/> <input type="checkbox"/> <input type="checkbox"/> <input type="checkbox"/>	8.0#	425	434	441	457	483
		On-Module 54 x 20"	PTB5420/PM	<input type="checkbox"/> <input type="checkbox"/> <input type="checkbox"/> <input type="checkbox"/>	9.0#	428	438	452	465	487
		On-Module 60 x 20"	PTB6020/PM	<input type="checkbox"/> <input type="checkbox"/> <input type="checkbox"/> <input type="checkbox"/>	10.0#	433	447	457	468	496
		On-Module 24 x 30"	PTB2430/PM	<input type="checkbox"/> <input type="checkbox"/> <input type="checkbox"/> <input type="checkbox"/>	6.0#	324	337	345	331	374
		On-Module 30 x 30"	PTB3030/PM	<input type="checkbox"/> <input type="checkbox"/> <input type="checkbox"/> <input type="checkbox"/>	7.0#	403	415	425	411	461
		On-Module 36 x 30"	PTB3630/PM	<input type="checkbox"/> <input type="checkbox"/> <input type="checkbox"/> <input type="checkbox"/>	8.0#	427	435	447	435	486
		On-Module 42 x 30"	PTB4230/PM	<input type="checkbox"/> <input type="checkbox"/> <input type="checkbox"/> <input type="checkbox"/>	10.0#	453	465	475	462	516
		On-Module 48 x 30"	PTB4830/PM	<input type="checkbox"/> <input type="checkbox"/> <input type="checkbox"/> <input type="checkbox"/>	11.0#	475	486	500	484	541
		On-Module 54 x 30"	PTB5430/PM	<input type="checkbox"/> <input type="checkbox"/> <input type="checkbox"/> <input type="checkbox"/>	12.0#	486	500	511	498	552
		On-Module 60 x 30"	PTB6030/PM	<input type="checkbox"/> <input type="checkbox"/> <input type="checkbox"/> <input type="checkbox"/>	14.0#	518	534	542	526	589

A

B

HOW TO ORDER

Indicate the following information on order form:

- Quantity of each item.
- Model number, including options. See "How To Build a Model Number".
- Any special service required.

Note:

- The ☐ indicates that a choice is required.
- The absence of the ☐ indicates that no choice is required.
- Alpha-numeric characters in place of ☐ indicate that no other alternatives are available.

HOW TO BUILD A MODEL NUMBER

- A** Select basic model.
- B** Select fabric color.  
Refer to [ki.com/fabrics](https://www.ki.com/fabrics)

SPECIAL SERVICES

Special Carton Marking

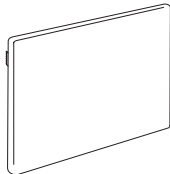
With specially marked information      N/C

Shipping

Ships **knocked down, FOB Manitowoc, WI 54220, freight prepaid.** Freight class 70.

Specifications and prices are subject to change without prior notice.



			MODEL NUMBER							
			Basic Model	Fabric Color						
MODEL	Features	W x H			Approx. Packaged Weight	Delivered Pricing Fabric Grade 1 & C.O.M.	Delivered Pricing Fabric Grade 2	Delivered Pricing Fabric Grade 3 & Pallas Vertical Fabric Grade PV	Delivered Pricing Pallas Vertical Fabric Grade PV1	Delivered Pricing Pallas Vertical Fabric Grade PV2
<div></div> <div>PTB</div>	<b>Tackboard</b> <ul style="list-style-type: none"><li>Tackboards are constructed of 3/4" tackable core and covered with fabric</li><li>Includes mounting brackets</li><li>Not available with countertops</li></ul>	Off-Module 24 x 48"	PTB2448/OM	□□□□	9.0#	\$ 417	\$ 427	\$ 435	\$ 426	\$ 474
		Off-Module 30 x 48"	PTB3048/OM	□□□□	11.0#	482	490	502	486	547
		Off-Module 36 x 48"	PTB3648/OM	□□□□	13.0#	547	562	577	557	619
		Off-Module 42 x 48"	PTB4248/OM	□□□□	15.0#	562	581	595	574	640
		Off-Module 48 x 48"	PTB4848/OM	□□□□	17.0#	599	617	629	609	683
		Off-Module 54 x 48"	PTB5448/OM	□□□□	19.0#	609	627	642	620	695
		On-Module 24 x 48"	PTB2448/PM	□□□□	9.0#	417	427	435	426	474
		On-Module 30 x 48"	PTB3048/PM	□□□□	11.0#	482	490	502	486	547
		On-Module 36 x 48"	PTB3648/PM	□□□□	13.0#	547	562	577	557	619
		On-Module 42 x 48"	PTB4248/PM	□□□□	15.0#	562	581	595	574	640
		On-Module 48 x 48"	PTB4848/PM	□□□□	17.0#	599	617	629	609	683
		On-Module 54 x 48"	PTB5448/PM	□□□□	19.0#	609	627	642	620	695
			<b>A</b>	<b>B</b>						

HOW TO ORDER

Indicate the following information on order form:

- Quantity of each item.
- Model number, including options. See “How To Build a Model Number”.
- Any special service required.

Note:

- The □ indicates that a choice is required.
- The absence of the □ indicates that no choice is required.
- Alpha-numeric characters in place of □ indicate that no other alternatives are available.

HOW TO BUILD A MODEL NUMBER

- A** Select basic model.
- B** Select fabric color.  
Refer to [ki.com/fabrics](#)

SPECIAL SERVICES

Special Carton Marking

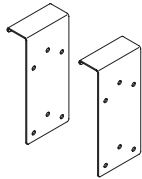
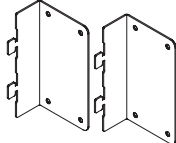
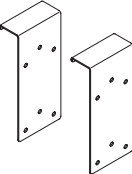
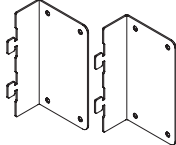
With specially marked information      N/C

Shipping

Ships **knocked down, FOB Manitowoc, WI 54220, freight prepaid.** Freight class 70.

Specifications and prices are subject to change without prior notice.



MODEL	MODEL NUMBER			
	Basic Model	Approx. Packaged Weight	Delivered Pricing	
  HRDPT	<b>Tackboard Off-Module Bracket</b> <ul style="list-style-type: none"><li>• Pair of brackets</li><li>• Order one kit for all heights</li><li>• Includes mounting hardware</li><li>• Not used on Overhead Tackboards</li><li>• Only necessary to order if changing mounting style</li><li>• Black only</li></ul>	46.0371.TB.KIT	1.0#	\$ 44
  HRDPT	<b>Tackboard On-Module Bracket</b> <ul style="list-style-type: none"><li>• Order one kit for 12" and 16" high tackboards</li><li>• Order two kits for 20" and 30" high tackboards</li><li>• Order three kits for 48" high tackboards</li><li>• Not used on Overhead Tackboards</li><li>• Only necessary to order if changing mounting style</li><li>• Black only</li></ul>	46.0078.TB.KIT	1.0#	\$ 41
  HRDPT	<b>Markerboard Off-Module Bracket</b> <ul style="list-style-type: none"><li>• Pair of brackets</li><li>• Order one kit for all heights</li><li>• Includes mounting hardware</li><li>• Only necessary to order if changing mounting style</li><li>• Black only</li></ul>	46.0371.MB.KIT	1.0#	\$ 41
  HRDPT	<b>Markerboard On-Module Bracket</b> <ul style="list-style-type: none"><li>• Pair of brackets</li><li>• Order one kit for all heights</li><li>• Includes mounting hardware</li><li>• Only necessary to order if changing mounting style</li><li>• Black only</li></ul>	46.0078.MB.KIT	1.0#	\$ 69

A

HOW TO ORDER

Indicate the following information on order form:

1. Quantity of each item.
2. Model number, including options. See “How To Build a Model Number”.
3. Any special service required.

Note:

- The ☐ indicates that a choice is required.
- The absence of the ☐ indicates that no choice is required.
- Alpha-numeric characters in place of ☐ indicate that no other alternatives are available.

HOW TO BUILD A MODEL NUMBER

A Select basic model.

SPECIAL SERVICES

Special Carton Marking


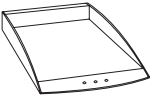

With specially marked information      N/C

Shipping

Ships **knocked down, FOB Manitowoc, WI 54220, freight prepaid.** Freight class 70.

Specifications and prices are subject to change without prior notice.



			MODEL NUMBER			
			Basic Model	Trim Color		
MODEL			H x W x D		Approx. Packaged Weight	Delivered Pricing
 PTR	<b>On-Module Tool Rail</b> <ul style="list-style-type: none"><li>Accommodates paper management components</li><li>Attaches to panels “on” module</li><li>Field installable</li><li>Painted aluminum construction</li><li>Consists of four slots to accept components</li></ul>	18 x 4 1/2”	PPMTR18	<input type="checkbox"/> <input type="checkbox"/>	3.0#	\$ 140
		24 x 4 1/2”	PPMTR24	<input type="checkbox"/> <input type="checkbox"/>	3.0#	155
		30 x 4 1/2”	PPMTR30	<input type="checkbox"/> <input type="checkbox"/>	4.0#	161
		36 x 4 1/2”	PPMTR36	<input type="checkbox"/> <input type="checkbox"/>	5.0#	171
		42 x 4 1/2”	PPMTR42	<input type="checkbox"/> <input type="checkbox"/>	6.0#	179
		48 x 4 1/2”	PPMTR48	<input type="checkbox"/> <input type="checkbox"/>	6.0#	191
		54 x 4 1/2”	PPMTR54	<input type="checkbox"/> <input type="checkbox"/>	7.0#	213
		60 x 4 1/2”	PPMTR60	<input type="checkbox"/> <input type="checkbox"/>	7.0#	239
		72 x 4 1/2”	PPMTR72	<input type="checkbox"/> <input type="checkbox"/>	8.0#	265
 HRDPT	<b>Plastic Paper Tray Unit</b> <ul style="list-style-type: none"><li>Plastic construction</li><li>Accepts letter and legal-size paper</li><li>Suspends from Tool Rail</li></ul>	2 x 9-1/2 x 14”	PPLL	<input type="checkbox"/> <input type="checkbox"/>	1.0#	\$ 52
 HRDPT	<b>Plastic Diagonal Storage Unit</b> <ul style="list-style-type: none"><li>Plastic construction</li><li>Three slanted partitions per unit with dividers</li><li>Suspends from Tool Rail</li></ul>	2-1/2 x 7 x 12-1/2”	PPDS	<input type="checkbox"/> <input type="checkbox"/>	4.0#	\$ 52

A

B

HOW TO ORDER

Indicate the following information on order form:

- Quantity of each item.
- Model number, including options. See “How To Build a Model Number”.
- Any special service required.

Note:

- The ☐ indicates that a choice is required.
- The absence of the ☐ indicates that no choice is required.
- Alpha-numeric characters in place of ☐ indicate that no other alternatives are available.

HOW TO BUILD A MODEL NUMBER

- A** Select basic model.
- B** Select trim color. Refer to the **Product Color Options** page in this price list.

SPECIAL SERVICES

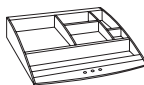

Special Carton Marking

With specially marked information      N/C

**Shipping**  
Ships **knocked down, FOB Manitowoc, WI 54220, freight prepaid.** Freight class 70.

Specifications and prices are subject to change without prior notice.



		MODEL NUMBER				
		Basic Model	Trim Color			
MODEL	H x W x D			Approx. Packaged Weight	Delivered Pricing	
	<b>Accessory Tray</b> <ul style="list-style-type: none"><li>• Injection-molded plastic</li><li>• Stores stamps, tape dispenser, post-it pads and paper clips</li><li>• Suspends from Tool Rail</li></ul>	2 x 9 1/2 x 10"	PPAT	<input type="checkbox"/> <input type="checkbox"/>	6.0#	\$ 43
HRDPT						
	<b>Pencil Cup</b> <ul style="list-style-type: none"><li>• Injection-molded plastic</li><li>• Suspends from Tool Rail</li></ul>	4 x 4 x 3 1/2"	PPPC	<input type="checkbox"/> <input type="checkbox"/>	0.3#	\$ 43
HRDPT						
		<b>A</b>	<b>B</b>			

HOW TO ORDER

Indicate the following information on order form:

1. Quantity of each item.
2. Model number, including options. See “How To Build a Model Number”.
3. Any special service required.

Note:

- The ☐ indicates that a choice is required.
- The absence of the ☐ indicates that no choice is required.
- Alpha-numeric characters in place of ☐ indicate that no other alternatives are available.

HOW TO BUILD A MODEL NUMBER

- A** Select basic model.
- B** Select trim color. Refer to the **Product Color Options** page in this price list.

SPECIAL SERVICES

Special Carton Marking

With specially marked information      N/C

**Shipping**  
Ships **knocked down, FOB Manitowoc, WI 54220, freight prepaid.** Freight class 70.

Specifications and prices are subject to change without prior notice.



# 120° Intersections

2-Way



# 120° Intersections

2-Way

		MODEL NUMBER													
		Basic Model	Trim Color	Upholstery Color	Assembly	Approx. Packaged Weight	Delivered Pricing			Delivered Pricing Fabric Grade 1 & C.O.M.	Delivered Pricing Fabric Grade 2	Delivered Pricing Fabric Grade 3 & Pallas Vertical Fabric Grade PV	Delivered Pricing Pallas Vertical Fabric Grade PV1	Delivered Pricing Pallas Vertical Fabric Grade PV2	Metallic Paint add to list price
	<b>120° 2-Way, Both Panels Same Height</b>	30"	P1202W30		<input type="checkbox"/>	7.0#	\$ 391								\$ 40
	• Unupholstered: trim colored	36"	P1202W36	<input type="checkbox"/>	<input type="checkbox"/>	9.0#	415								40
	• 120° 2-way top cap	42"	P1202W42	<input type="checkbox"/>	<input type="checkbox"/>	10.0#	522								49
	• Light block	48"	P1202W48	<input type="checkbox"/>	<input type="checkbox"/>	12.0#	565								52
	• One piece of vertical trim extending to floor	54"	P1202W54	<input type="checkbox"/>	<input type="checkbox"/>	13.0#	574								52
	• Two half posts	66"	P1202W66	<input type="checkbox"/>	<input type="checkbox"/>	16.0#	586								54
	• Connecting hardware	72"	P1202W72	<input type="checkbox"/>	<input type="checkbox"/>	17.0#	741								54
	• SX Starlight Silver finish is only offered on flat aluminum trim	84"	P1202W84	<input type="checkbox"/>	<input type="checkbox"/>	20.0#	753								57
PTN															
	<b>120° 2-Way, Both Panels Same Height</b>	30"	P120F2W30	<input type="checkbox"/>	<input type="checkbox"/>	7.0#	N/A	\$ 543	\$ 552	\$ 559	\$ 574	\$ 588	\$ 11		
	• Upholstered: trim colored	36"	P120F2W36	<input type="checkbox"/>	<input type="checkbox"/>	9.0#	N/A	579	589	595	607	620	11		
	• 120° 2-way top cap	42"	P120F2W42	<input type="checkbox"/>	<input type="checkbox"/>	10.0#	N/A	599	608	617	629	648	11		
	• Light block	48"	P120F2W48	<input type="checkbox"/>	<input type="checkbox"/>	12.0#	N/A	643	659	664	674	695	11		
	• One piece of vertical trim extending to floor	54"	P120F2W54	<input type="checkbox"/>	<input type="checkbox"/>	13.0#	N/A	657	664	670	685	704	11		
	• Two half posts	66"	P120F2W66	<input type="checkbox"/>	<input type="checkbox"/>	16.0#	N/A	668	683	692	704	726	11		
	• Connecting hardware	72"	P120F2W72	<input type="checkbox"/>	<input type="checkbox"/>	17.0#	N/A	829	845	856	870	897	11		
	• SX Starlight Silver finish is only offered on flat aluminum trim	84"	P120F2W84	<input type="checkbox"/>	<input type="checkbox"/>	20.0#	N/A	841	858	864	882	906	11		
PTNF															
			<b>A</b>	<b>B</b>	<b>C</b>	<b>D</b>									

## HOW TO ORDER

Indicate the following information on order form:

- Quantity of each item.
- Model number, including options. See "How To Build a Model Number".
- Any special service required.

Note:

- The ☐ indicates that a choice is required.
- The absence of the ☐ indicates that no choice is required.
- Alpha-numeric characters in place of ☐ indicate that no other alternatives are available.

## HOW TO BUILD A MODEL NUMBER

- A** Select basic model.
- B** Select trim color.  
Refer to the **Product Color Options** page in this price list.  
SX Starlight Silver finish is only offered on flat aluminum trim.
- C** Select upholstery color.  
Refer to [ki.com/fabrics](https://www.ki.com/fabrics)
- D** Select assembly.
- |          |                             |
|----------|-----------------------------|
| <b>F</b> | - Fully Assembled; add \$79 |
| <b>U</b> | - Unassembled               |

## INFORMATION

**Fabric Disclaimer**  
Fabric will be applied as swatched by the fabric manufacturer. Fabric that is required to be applied differently than is swatched will need a Product Modification Request written specifying the direction the fabric is to be applied.

## SPECIAL SERVICES

### Special Carton Marking

With specially marked information      N/C

**Shipping**  
Ships **knocked down, FOB Manitowoc, WI 54220, freight prepaid.** Freight class 70.

Specifications and prices are subject to change without prior notice.

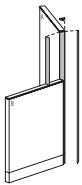
# 120° Intersections

2-Way



# 120° Intersections

2-Way

		MODEL NUMBER							
		Basic Model	Trim Color						
MODEL	A x B			Approx. Packaged Weight		Delivered Pricing			Metallic Paint add to list price
 PTN	<b>120° 2-Way, Two Different Heights</b>	36” 30”	P120V2W3036	<input type="checkbox"/> <input type="checkbox"/>	9.0#	\$ 327		\$	53
	• Unupholstered: trim colored	42” 30”	P120V2W3042	<input type="checkbox"/> <input type="checkbox"/>	11.0#	537			54
	• 120° 1-way top cap	48” 30”	P120V2W3048	<input type="checkbox"/> <input type="checkbox"/>	12.0#	579			68
	• Light block	54” 30”	P120V2W3054	<input type="checkbox"/> <input type="checkbox"/>	13.0#	589			69
	• One piece of vertical trim extends to floor	66” 30”	P120V2W3066	<input type="checkbox"/> <input type="checkbox"/>	15.0#	608			73
	• One piece of height change trim	72” 30”	P120V2W3072	<input type="checkbox"/> <input type="checkbox"/>	16.0#	756			90
	• One half post A	84” 30”	P120V2W3084	<input type="checkbox"/> <input type="checkbox"/>	20.0#	787			93
	• One half post B	42” 36”	P120V2W3642	<input type="checkbox"/> <input type="checkbox"/>	9.0#	569			53
	• Connecting hardware	48” 36”	P120V2W3648	<input type="checkbox"/> <input type="checkbox"/>	11.0#	577			68
	• SX Starlight Silver finish is only offered on flat aluminum trim	54” 36”	P120V2W3654	<input type="checkbox"/> <input type="checkbox"/>	12.0#	588			69
		66” 36”	P120V2W3666	<input type="checkbox"/> <input type="checkbox"/>	14.0#	603			73
		72” 36”	P120V2W3672	<input type="checkbox"/> <input type="checkbox"/>	15.0#	765			75
		84” 36”	P120V2W3684	<input type="checkbox"/> <input type="checkbox"/>	20.0#	789			93
		48” 42”	P120V2W4248	<input type="checkbox"/> <input type="checkbox"/>	9.0#	579			67
		54” 42”	P120V2W4254	<input type="checkbox"/> <input type="checkbox"/>	11.0#	582			69
		66” 42”	P120V2W4266	<input type="checkbox"/> <input type="checkbox"/>	13.0#	601			71
		72” 42”	P120V2W4272	<input type="checkbox"/> <input type="checkbox"/>	14.0#	755			75
		84” 42”	P120V2W4284	<input type="checkbox"/> <input type="checkbox"/>	18.0#	771			92
		54” 48”	P120V2W4854	<input type="checkbox"/> <input type="checkbox"/>	9.0#	592			68
		66” 48”	P120V2W4866	<input type="checkbox"/> <input type="checkbox"/>	14.0#	603			71
		72” 48”	P120V2W4872	<input type="checkbox"/> <input type="checkbox"/>	15.0#	756			73
		84” 48”	P120V2W4884	<input type="checkbox"/> <input type="checkbox"/>	18.0#	783			77
		66” 54”	P120V2W5466	<input type="checkbox"/> <input type="checkbox"/>	12.0#	602			71
		72” 54”	P120V2W5472	<input type="checkbox"/> <input type="checkbox"/>	14.0#	755			73
		84” 54”	P120V2W5484	<input type="checkbox"/> <input type="checkbox"/>	18.0#	779			73
		72” 66”	P120V2W6672	<input type="checkbox"/> <input type="checkbox"/>	9.0#	755			71
		84” 66”	P120V2W6684	<input type="checkbox"/> <input type="checkbox"/>	12.0#	770			75
		84” 72”	P120V2W7284	<input type="checkbox"/> <input type="checkbox"/>	11.0#	771			75

A

B

## HOW TO ORDER

Indicate the following information on order form:

- Quantity of each item.
- Model number, including options. See “How To Build a Model Number”.
- Any special service required.

Note:

- The ☐ indicates that a choice is required.
- The absence of the ☐ indicates that no choice is required.
- Alpha-numeric characters in place of ☐ indicate that no other alternatives are available.

## HOW TO BUILD A MODEL NUMBER

- A**Select basic model.
- B**Select trim color.  
Refer to the **Product Color Options** page in this price list.  
SX Starlight Silver finish is only offered on flat aluminum trim.

## SPECIAL SERVICES

### Special Carton Marking

With specially marked information      N/C

**Shipping**  
Ships **knocked down, FOB Manitowoc, WI 54220, freight prepaid.** Freight class 70.

Specifications and prices are subject to change without prior notice.

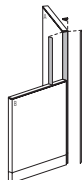
# 120° Intersections

2-Way



# 120° Intersections

2-Way

			MODEL NUMBER									
			Basic Model	Trim Color	Upholstery Color							
MODEL		A x B				Approx. Packaged Weight	Delivered Pricing Fabric Grade 1 & C.O.M.	Delivered Pricing Fabric Grade 2	Delivered Pricing Fabric Grade 3 & Pallas Vertical Fabric Grade PV	Delivered Pricing Pallas Vertical Fabric Grade PV1	Delivered Pricing Pallas Vertical Fabric Grade PV2	Metallic Paint add to list price
<div></div> <div>PTNF</div>	<b>120° 2-Way, Two Different Heights</b>	36" 30"	P120VF2W3036	<input type="checkbox"/> <input type="checkbox"/>	<input type="checkbox"/> <input type="checkbox"/> <input type="checkbox"/> <input type="checkbox"/>	9.0#	\$ 581	\$ 591	\$ 597	\$ 608	\$ 624	\$ 11
	• Unupholstered: trim colored	42" 30"	P120VF2W3042	<input type="checkbox"/> <input type="checkbox"/>	<input type="checkbox"/> <input type="checkbox"/> <input type="checkbox"/> <input type="checkbox"/>	11.0#	700	715	722	736	755	11
	• 120° 1-way top cap	48" 30"	P120VF2W3048	<input type="checkbox"/> <input type="checkbox"/>	<input type="checkbox"/> <input type="checkbox"/> <input type="checkbox"/> <input type="checkbox"/>	12.0#	737	753	760	779	794	11
	• Light block	54" 30"	P120VF2W3054	<input type="checkbox"/> <input type="checkbox"/>	<input type="checkbox"/> <input type="checkbox"/> <input type="checkbox"/> <input type="checkbox"/>	13.0#	741	756	766	783	805	11
	• One piece of vertical trim extends to floor	66" 30"	P120VF2W3066	<input type="checkbox"/> <input type="checkbox"/>	<input type="checkbox"/> <input type="checkbox"/> <input type="checkbox"/> <input type="checkbox"/>	15.0#	779	789	797	815	836	11
	• One piece of height change trim	72" 30"	P120VF2W3072	<input type="checkbox"/> <input type="checkbox"/>	<input type="checkbox"/> <input type="checkbox"/> <input type="checkbox"/> <input type="checkbox"/>	16.0#	932	949	959	979	1009	11
	• One half post A	84" 30"	P120VF2W3084	<input type="checkbox"/> <input type="checkbox"/>	<input type="checkbox"/> <input type="checkbox"/> <input type="checkbox"/> <input type="checkbox"/>	20.0#	960	981	989	1012	1037	11
	• One half post B	42" 36"	P120VF2W3642	<input type="checkbox"/> <input type="checkbox"/>	<input type="checkbox"/> <input type="checkbox"/> <input type="checkbox"/> <input type="checkbox"/>	9.0#	705	718	727	739	761	11
	• Connecting hardware	48" 36"	P120VF2W3648	<input type="checkbox"/> <input type="checkbox"/>	<input type="checkbox"/> <input type="checkbox"/> <input type="checkbox"/> <input type="checkbox"/>	11.0#	740	754	764	781	803	11
	• SX Starlight Silver finish is only offered on flat aluminum trim	54" 36"	P120VF2W3654	<input type="checkbox"/> <input type="checkbox"/>	<input type="checkbox"/> <input type="checkbox"/> <input type="checkbox"/> <input type="checkbox"/>	13.0#	747	761	771	785	810	11
		66" 36"	P120VF2W3666	<input type="checkbox"/> <input type="checkbox"/>	<input type="checkbox"/> <input type="checkbox"/> <input type="checkbox"/> <input type="checkbox"/>	15.0#	766	784	790	807	831	11
		72" 36"	P120VF2W3672	<input type="checkbox"/> <input type="checkbox"/>	<input type="checkbox"/> <input type="checkbox"/> <input type="checkbox"/> <input type="checkbox"/>	16.0#	931	947	958	977	1005	11
		84" 36"	P120VF2W3684	<input type="checkbox"/> <input type="checkbox"/>	<input type="checkbox"/> <input type="checkbox"/> <input type="checkbox"/> <input type="checkbox"/>	20.0#	966	985	992	1013	1038	11
		48" 42"	P120VF2W4248	<input type="checkbox"/> <input type="checkbox"/>	<input type="checkbox"/> <input type="checkbox"/> <input type="checkbox"/> <input type="checkbox"/>	9.0#	741	755	765	783	804	11
		54" 42"	P120VF2W4254	<input type="checkbox"/> <input type="checkbox"/>	<input type="checkbox"/> <input type="checkbox"/> <input type="checkbox"/> <input type="checkbox"/>	11.0#	747	761	771	785	810	11
		66" 42"	P120VF2W4266	<input type="checkbox"/> <input type="checkbox"/>	<input type="checkbox"/> <input type="checkbox"/> <input type="checkbox"/> <input type="checkbox"/>	14.0#	761	780	787	803	824	11
		72" 42"	P120VF2W4272	<input type="checkbox"/> <input type="checkbox"/>	<input type="checkbox"/> <input type="checkbox"/> <input type="checkbox"/> <input type="checkbox"/>	15.0#	919	937	949	966	990	11
		84" 42"	P120VF2W4284	<input type="checkbox"/> <input type="checkbox"/>	<input type="checkbox"/> <input type="checkbox"/> <input type="checkbox"/> <input type="checkbox"/>	18.0#	946	960	972	989	1021	11
		54" 48"	P120VF2W4854	<input type="checkbox"/> <input type="checkbox"/>	<input type="checkbox"/> <input type="checkbox"/> <input type="checkbox"/> <input type="checkbox"/>	9.0#	755	771	783	793	817	11
		66" 48"	P120VF2W4866	<input type="checkbox"/> <input type="checkbox"/>	<input type="checkbox"/> <input type="checkbox"/> <input type="checkbox"/> <input type="checkbox"/>	12.0#	770	785	791	810	833	11
		72" 48"	P120VF2W4872	<input type="checkbox"/> <input type="checkbox"/>	<input type="checkbox"/> <input type="checkbox"/> <input type="checkbox"/> <input type="checkbox"/>	14.0#	920	938	950	968	992	11
		84" 48"	P120VF2W4884	<input type="checkbox"/> <input type="checkbox"/>	<input type="checkbox"/> <input type="checkbox"/> <input type="checkbox"/> <input type="checkbox"/>	20.0#	989	1013	1021	1037	1068	11
		66" 54"	P120VF2W5466	<input type="checkbox"/> <input type="checkbox"/>	<input type="checkbox"/> <input type="checkbox"/> <input type="checkbox"/> <input type="checkbox"/>	11.0#	776	788	794	811	834	11
		72" 54"	P120VF2W5472	<input type="checkbox"/> <input type="checkbox"/>	<input type="checkbox"/> <input type="checkbox"/> <input type="checkbox"/> <input type="checkbox"/>	12.0#	924	940	951	969	995	11
		84" 54"	P120VF2W5484	<input type="checkbox"/> <input type="checkbox"/>	<input type="checkbox"/> <input type="checkbox"/> <input type="checkbox"/> <input type="checkbox"/>	18.0#	938	959	968	985	1016	11
		72" 66"	P120VF2W6672	<input type="checkbox"/> <input type="checkbox"/>	<input type="checkbox"/> <input type="checkbox"/> <input type="checkbox"/> <input type="checkbox"/>	9.0#	930	946	956	976	1002	11
		84" 66"	P120VF2W6684	<input type="checkbox"/> <input type="checkbox"/>	<input type="checkbox"/> <input type="checkbox"/> <input type="checkbox"/> <input type="checkbox"/>	16.0#	934	955	962	980	1012	11
		84" 72"	P120VF2W7284	<input type="checkbox"/> <input type="checkbox"/>	<input type="checkbox"/> <input type="checkbox"/> <input type="checkbox"/> <input type="checkbox"/>	11.0#	945	959	970	987	1019	11

A

B

C

## HOW TO ORDER

- Indicate the following information on order form:
- Quantity of each item.
  - Model number, including options. See “How To Build a Model Number”.
  - Any special service required.

Note:

- The ☐ indicates that a choice is required.
- The absence of the ☐ indicates that no choice is required.
- Alpha-numeric characters in place of ☐ indicate that no other alternatives are available.

## HOW TO BUILD A MODEL NUMBER

- A**Select basic model.
- B**Select trim color.  
Refer to the **Product Color Options** page in this price list.  
SX Starlight Silver finish is only offered on flat aluminum trim.
- C**Select upholstery color.  
Refer to **ki.com/fabrics**

## INFORMATION

**Fabric Disclaimer**  
Fabric will be applied as swatched by the fabric manufacturer. Fabric that is required to be applied differently than is swatched will need a Product Modification Request written specifying the direction the fabric is to be applied.

## SPECIAL SERVICES

### Special Carton Marking

With specially marked information N/C

**Shipping**  
Ships **knocked down, FOB Manitowoc, WI 54220, freight prepaid.** Freight class 70.

Specifications and prices are subject to change without prior notice.


# 120° Intersections

3-Way



# 120° Intersections

3-Way

		MODEL NUMBER							Metallic Paint add to list price
		Basic Model	Trim Color	Assembly					
MODEL		H			Approx. Packaged Weight		Delivered Pricing		
	<b>120° 3-Way, All Panels Same Height</b>	30"	P1203W30	<input type="checkbox"/> <input type="checkbox"/>	<input type="checkbox"/>	9.0#	\$ 404	\$	11
	• Unupholstered: trim colored	36"	P1203W36	<input type="checkbox"/> <input type="checkbox"/>	<input type="checkbox"/>	11.0#	425		11
	• 120° 3-way top cap	42"	P1203W42	<input type="checkbox"/> <input type="checkbox"/>	<input type="checkbox"/>	12.0#	534		11
	• Light block	48"	P1203W48	<input type="checkbox"/> <input type="checkbox"/>	<input type="checkbox"/>	13.0#	565		11
	• Three half posts	54"	P1203W54	<input type="checkbox"/> <input type="checkbox"/>	<input type="checkbox"/>	15.0#	579		11
	• Connecting hardware	66"	P1203W66	<input type="checkbox"/> <input type="checkbox"/>	<input type="checkbox"/>	18.0#	595		11
	• SX Starlight Silver finish is only offered on flat aluminum trim	72"	P1203W72	<input type="checkbox"/> <input type="checkbox"/>	<input type="checkbox"/>	19.0#	735		11
		84"	P1203W84	<input type="checkbox"/> <input type="checkbox"/>	<input type="checkbox"/>	22.0#	748		11
			<b>A</b>	<b>B</b>	<b>C</b>				

PTN

## HOW TO ORDER

- Indicate the following information on order form:
- Quantity of each item.
  - Model number, including options. See "How To Build a Model Number".
  - Any special service required.

Note:

- The ☐ indicates that a choice is required.
- The absence of the ☐ indicates that no choice is required.
- Alpha-numeric characters in place of ☐ indicate that no other alternatives are available.

## HOW TO BUILD A MODEL NUMBER

- A** Select basic model.
- B** Select trim color.  
Refer to the **Product Color Options** page in this price list.  
SX Starlight Silver finish is only offered on flat aluminum trim.
- C** Select assembly.
- |          |                              |
|----------|------------------------------|
| <b>F</b> | - Fully Assembled; add \$102 |
| <b>U</b> | - Unassembled                |

## SPECIAL SERVICES

### Special Carton Marking

With specially marked information      N/C

### Shipping

Ships **knocked down, FOB Manitowoc, WI 54220, freight prepaid.** Freight class 70.

Specifications and prices are subject to change without prior notice.

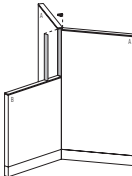
# 120° Intersections

3-Way



# 120° Intersections

3-Way

		MODEL NUMBER								Metallic Paint add to list price
		Basic Model	Trim Color							
MODEL	A x B			Approx. Packaged Weight		Delivered Pricing				
  PTN	<b>120° 3-Way, Two Different Heights</b>	36" 30"	P120V1203036	<input type="checkbox"/> <input type="checkbox"/>	9.0#	\$ 542			\$ 36	
	• Unupholstered: trim colored	42" 30"	P120V1203042	<input type="checkbox"/> <input type="checkbox"/>	11.0#	547			39	
	• 2-way top cap	48" 30"	P120V1203048	<input type="checkbox"/> <input type="checkbox"/>	12.0#	678			39	
	• Light block	54" 30"	P120V1203054	<input type="checkbox"/> <input type="checkbox"/>	13.0#	695			39	
	• One piece of height change trim	66" 30"	P120V1203066	<input type="checkbox"/> <input type="checkbox"/>	16.0#	722			40	
	• Two half posts A	72" 30"	P120V1203072	<input type="checkbox"/> <input type="checkbox"/>	17.0#	852			49	
	• One half post B	84" 30"	P120V1203084	<input type="checkbox"/> <input type="checkbox"/>	20.0#	882			52	
	• Connecting hardware	42" 36"	P120V1203642	<input type="checkbox"/> <input type="checkbox"/>	9.0#	552			36	
	• SX Starlight Silver finish is only offered on flat aluminum trim	48" 36"	P120V1203648	<input type="checkbox"/> <input type="checkbox"/>	11.0#	563			39	
		54" 36"	P120V1203654	<input type="checkbox"/> <input type="checkbox"/>	12.0#	694			39	
		66" 36"	P120V1203666	<input type="checkbox"/> <input type="checkbox"/>	15.0#	718			40	
		72" 36"	P120V1203672	<input type="checkbox"/> <input type="checkbox"/>	16.0#	751			40	
		84" 36"	P120V1203684	<input type="checkbox"/> <input type="checkbox"/>	20.0#	887			52	
		48" 42"	P120V1204248	<input type="checkbox"/> <input type="checkbox"/>	9.0#	683			36	
		54" 42"	P120V1204254	<input type="checkbox"/> <input type="checkbox"/>	11.0#	692			39	
		66" 42"	P120V1204266	<input type="checkbox"/> <input type="checkbox"/>	13.0#	817			39	
		72" 42"	P120V1204272	<input type="checkbox"/> <input type="checkbox"/>	15.0#	849			40	
		84" 42"	P120V1204284	<input type="checkbox"/> <input type="checkbox"/>	20.0#	871			49	
		54" 48"	P120V1204854	<input type="checkbox"/> <input type="checkbox"/>	9.0#	700			36	
		66" 48"	P120V1204866	<input type="checkbox"/> <input type="checkbox"/>	12.0#	820			39	
		72" 48"	P120V1204872	<input type="checkbox"/> <input type="checkbox"/>	15.0#	855			39	
		84" 48"	P120V1204884	<input type="checkbox"/> <input type="checkbox"/>	20.0#	877			40	
		66" 54"	P120V1205466	<input type="checkbox"/> <input type="checkbox"/>	11.0#	715			39	
		72" 54"	P120V1205472	<input type="checkbox"/> <input type="checkbox"/>	15.0#	849			39	
		84" 54"	P120V1205484	<input type="checkbox"/> <input type="checkbox"/>	20.0#	871			40	
		72" 66"	P120V1206672	<input type="checkbox"/> <input type="checkbox"/>	9.0#	744			36	
		84" 66"	P120V1206684	<input type="checkbox"/> <input type="checkbox"/>	12.0#	864			39	
		84" 72"	P120V1207284	<input type="checkbox"/> <input type="checkbox"/>	11.0#	869			39	

A

B

## HOW TO ORDER

Indicate the following information on order form:

- Quantity of each item.
- Model number, including options. See “How To Build a Model Number”.
- Any special service required.

Note:

- The ☐ indicates that a choice is required.
- The absence of the ☐ indicates that no choice is required.
- Alpha-numeric characters in place of ☐ indicate that no other alternatives are available.

## HOW TO BUILD A MODEL NUMBER

- A**Select basic model.
- B**Select trim color.  
Refer to the **Product Color Options** page in this price list.  
SX Starlight Silver finish is only offered on flat aluminum trim.

## SPECIAL SERVICES

### Special Carton Marking

With specially marked information      N/C

### Shipping

Ships **knocked down, FOB Manitowoc, WI 54220, freight prepaid.** Freight class 70.

Specifications and prices are subject to change without prior notice.

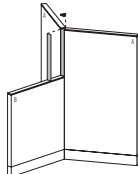
# 120° Intersections

3-Way



# 120° Intersections

3-Way

		MODEL NUMBER										
MODEL	A x B	Basic Model	Trim Color	Upholstery Color	Approx. Packaged Weight	Delivered Pricing Fabric Grade 1 & C.O.M.	Delivered Pricing Fabric Grade 2	Delivered Pricing Fabric Grade 3 & Pallas Vertical Fabric Grade PV	Delivered Pricing Pallas Vertical Fabric Grade PV1	Delivered Pricing Pallas Vertical Fabric Grade PV2	Metallic Paint add to list price	
<div></div> <div>PTNF</div>	<b>120° 3-Way, Two Different Heights</b>	36" 30"	P120VF1203036	<input type="checkbox"/> <input type="checkbox"/>	<input type="checkbox"/> <input type="checkbox"/> <input type="checkbox"/> <input type="checkbox"/>	9.0#	\$ 630	\$ 642	\$ 656	\$ 663	\$ 678	\$ 11
	• Upholstered	42" 30"	P120VF1203042	<input type="checkbox"/> <input type="checkbox"/>	<input type="checkbox"/> <input type="checkbox"/> <input type="checkbox"/> <input type="checkbox"/>	11.0#	569	583	592	606	627	11
	• 120° 2-way top cap	48" 30"	P120VF1203048	<input type="checkbox"/> <input type="checkbox"/>	<input type="checkbox"/> <input type="checkbox"/> <input type="checkbox"/> <input type="checkbox"/>	12.0#	764	781	788	804	824	11
	• Light block	54" 30"	P120VF1203054	<input type="checkbox"/> <input type="checkbox"/>	<input type="checkbox"/> <input type="checkbox"/> <input type="checkbox"/> <input type="checkbox"/>	13.0#	771	787	793	811	834	11
	• One piece of height change trim	66" 30"	P120VF1203066	<input type="checkbox"/> <input type="checkbox"/>	<input type="checkbox"/> <input type="checkbox"/> <input type="checkbox"/> <input type="checkbox"/>	15.0#	804	817	829	844	866	11
	• Two half posts A	72" 30"	P120VF1203072	<input type="checkbox"/> <input type="checkbox"/>	<input type="checkbox"/> <input type="checkbox"/> <input type="checkbox"/> <input type="checkbox"/>	16.0#	936	956	966	982	1013	11
	• One half post B	84" 30"	P120VF1203084	<input type="checkbox"/> <input type="checkbox"/>	<input type="checkbox"/> <input type="checkbox"/> <input type="checkbox"/> <input type="checkbox"/>	20.0#	976	992	1005	1022	1051	11
	• Connecting hardware	42" 36"	P120VF1203642	<input type="checkbox"/> <input type="checkbox"/>	<input type="checkbox"/> <input type="checkbox"/> <input type="checkbox"/> <input type="checkbox"/>	9.0#	639	650	660	668	688	11
	• SX Starlight Silver finish is only offered on flat aluminum trim	48" 36"	P120VF1203648	<input type="checkbox"/> <input type="checkbox"/>	<input type="checkbox"/> <input type="checkbox"/> <input type="checkbox"/> <input type="checkbox"/>	10.0#	663	672	685	695	718	11
		54" 36"	P120VF1203654	<input type="checkbox"/> <input type="checkbox"/>	<input type="checkbox"/> <input type="checkbox"/> <input type="checkbox"/> <input type="checkbox"/>	11.0#	779	789	797	815	836	11
		66" 36"	P120VF1203666	<input type="checkbox"/> <input type="checkbox"/>	<input type="checkbox"/> <input type="checkbox"/> <input type="checkbox"/> <input type="checkbox"/>	13.0#	793	811	819	834	859	11
		72" 36"	P120VF1203672	<input type="checkbox"/> <input type="checkbox"/>	<input type="checkbox"/> <input type="checkbox"/> <input type="checkbox"/> <input type="checkbox"/>	14.0#	831	846	858	870	898	11
		84" 36"	P120VF1203684	<input type="checkbox"/> <input type="checkbox"/>	<input type="checkbox"/> <input type="checkbox"/> <input type="checkbox"/> <input type="checkbox"/>	18.0#	977	993	1009	1023	1052	11
		48" 42"	P120VF1204248	<input type="checkbox"/> <input type="checkbox"/>	<input type="checkbox"/> <input type="checkbox"/> <input type="checkbox"/> <input type="checkbox"/>	9.0#	770	785	791	810	833	11
		54" 42"	P120VF1204254	<input type="checkbox"/> <input type="checkbox"/>	<input type="checkbox"/> <input type="checkbox"/> <input type="checkbox"/> <input type="checkbox"/>	11.0#	780	790	803	816	837	11
		66" 42"	P120VF1204266	<input type="checkbox"/> <input type="checkbox"/>	<input type="checkbox"/> <input type="checkbox"/> <input type="checkbox"/> <input type="checkbox"/>	13.0#	852	870	877	897	920	11
		72" 42"	P120VF1204272	<input type="checkbox"/> <input type="checkbox"/>	<input type="checkbox"/> <input type="checkbox"/> <input type="checkbox"/> <input type="checkbox"/>	14.0#	924	946	951	970	995	11
		84" 42"	P120VF1204284	<input type="checkbox"/> <input type="checkbox"/>	<input type="checkbox"/> <input type="checkbox"/> <input type="checkbox"/> <input type="checkbox"/>	18.0#	1058	1080	1092	1110	1142	11
		54" 48"	P120VF1204854	<input type="checkbox"/> <input type="checkbox"/>	<input type="checkbox"/> <input type="checkbox"/> <input type="checkbox"/> <input type="checkbox"/>	9.0#	787	803	811	824	849	11
		66" 48"	P120VF1204866	<input type="checkbox"/> <input type="checkbox"/>	<input type="checkbox"/> <input type="checkbox"/> <input type="checkbox"/> <input type="checkbox"/>	12.0#	904	919	932	949	977	11
		72" 48"	P120VF1204872	<input type="checkbox"/> <input type="checkbox"/>	<input type="checkbox"/> <input type="checkbox"/> <input type="checkbox"/> <input type="checkbox"/>	14.0#	930	946	956	976	1002	11
		84" 48"	P120VF1204884	<input type="checkbox"/> <input type="checkbox"/>	<input type="checkbox"/> <input type="checkbox"/> <input type="checkbox"/> <input type="checkbox"/>	18.0#	1062	1083	1094	1117	1147	11
		66" 54"	P120VF1205466	<input type="checkbox"/> <input type="checkbox"/>	<input type="checkbox"/> <input type="checkbox"/> <input type="checkbox"/> <input type="checkbox"/>	11.0#	803	817	828	841	864	11
		72" 54"	P120VF1205472	<input type="checkbox"/> <input type="checkbox"/>	<input type="checkbox"/> <input type="checkbox"/> <input type="checkbox"/> <input type="checkbox"/>	12.0#	931	950	958	977	1005	11
		84" 54"	P120VF1205484	<input type="checkbox"/> <input type="checkbox"/>	<input type="checkbox"/> <input type="checkbox"/> <input type="checkbox"/> <input type="checkbox"/>	16.0#	950	970	980	993	1025	11
		72" 66"	P120VF1206672	<input type="checkbox"/> <input type="checkbox"/>	<input type="checkbox"/> <input type="checkbox"/> <input type="checkbox"/> <input type="checkbox"/>	9.0#	831	845	858	870	898	11
		84" 66"	P120VF1206684	<input type="checkbox"/> <input type="checkbox"/>	<input type="checkbox"/> <input type="checkbox"/> <input type="checkbox"/> <input type="checkbox"/>	11.0#	947	968	977	990	1022	11
		84" 72"	P120VF1207284	<input type="checkbox"/> <input type="checkbox"/>	<input type="checkbox"/> <input type="checkbox"/> <input type="checkbox"/> <input type="checkbox"/>	11.0#	955	976	982	1002	1031	11

A

B

C

A

B

C

## HOW TO ORDER

Indicate the following information on order form:

- Quantity of each item.
- Model number, including options. See “How To Build a Model Number”.
- Any special service required.

Note:

- The ☐ indicates that a choice is required.
- The absence of the ☐ indicates that no choice is required.
- Alpha-numeric characters in place of ☐ indicate that no other alternatives are available.

## HOW TO BUILD A MODEL NUMBER

- A**Select basic model.
- B**Select trim color.  
Refer to the **Product Color Options** page in this price list.  
SX Starlight Silver finish is only offered on flat aluminum trim.
- C**Select upholstery color.  
Refer to [ki.com/fabrics](#)

## INFORMATION

**Fabric Disclaimer**  
Fabric will be applied as swatched by the fabric manufacturer. Fabric that is required to be applied differently than is swatched will need a Product Modification Request written specifying the direction the fabric is to be applied.

## SPECIAL SERVICES

### Special Carton Marking

With specially marked information N/C

**Shipping**  
Ships **knocked down, FOB Manitowoc, WI 54220, freight prepaid.** Freight class 70.

Specifications and prices are subject to change without prior notice.

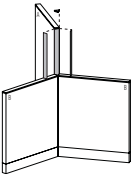
# 120° Intersections

3-Way



# 120° Intersections

3-Way

		MODEL NUMBER								Metallic Paint add to list price
		Basic Model	Trim Color							
MODEL		A x B		Approx. Packaged Weight		Delivered Pricing				
 PTN	<b>120° 3-Way, Two Different Heights</b>	36” 30”	P120V1W3036	<input type="checkbox"/> <input type="checkbox"/>	9.0#	\$	563		\$	49
	• Unupholstered: trim colored	42” 30”	P120V1W3042	<input type="checkbox"/> <input type="checkbox"/>	10.0#		563			53
	• 120° 1-way top cap	48” 30”	P120V1W3048	<input type="checkbox"/> <input type="checkbox"/>	11.0#		695			53
	• Light block	54” 30”	P120V1W3054	<input type="checkbox"/> <input type="checkbox"/>	12.0#		713			53
	• Two pieces of height change trim	66” 30”	P120V1W3066	<input type="checkbox"/> <input type="checkbox"/>	15.0#		747			56
	• One half post A	72” 30”	P120V1W3072	<input type="checkbox"/> <input type="checkbox"/>	16.0#		864			80
	• Two half posts B	84” 30”	P120V1W3084	<input type="checkbox"/> <input type="checkbox"/>	20.0#		912			87
	• Connecting hardware	42” 36”	P120V1W3642	<input type="checkbox"/> <input type="checkbox"/>	9.0#		575			49
	• SX Starlight Silver finish is only offered on flat aluminum trim	48” 36”	P120V1W3648	<input type="checkbox"/> <input type="checkbox"/>	11.0#		591			53
		54” 36”	P120V1W3654	<input type="checkbox"/> <input type="checkbox"/>	12.0#		709			53
		66” 36”	P120V1W3666	<input type="checkbox"/> <input type="checkbox"/>	15.0#		737			56
		72” 36”	P120V1W3672	<input type="checkbox"/> <input type="checkbox"/>	16.0#		779			56
		84” 36”	P120V1W3684	<input type="checkbox"/> <input type="checkbox"/>	20.0#		920			87
		48” 42”	P120V1W4248	<input type="checkbox"/> <input type="checkbox"/>	9.0#		699			49
		54” 42”	P120V1W4254	<input type="checkbox"/> <input type="checkbox"/>	11.0#		700			53
		66” 42”	P120V1W4266	<input type="checkbox"/> <input type="checkbox"/>	14.0#		835			53
		72” 42”	P120V1W4272	<input type="checkbox"/> <input type="checkbox"/>	16.0#		861			56
		84” 42”	P120V1W4284	<input type="checkbox"/> <input type="checkbox"/>	20.0#		889			80
		54” 48”	P120V1W4854	<input type="checkbox"/> <input type="checkbox"/>	9.0#		720			49
		66” 48”	P120V1W4866	<input type="checkbox"/> <input type="checkbox"/>	12.0#		841			53
		72” 48”	P120V1W4872	<input type="checkbox"/> <input type="checkbox"/>	14.0#		870			53
		84” 48”	P120V1W4884	<input type="checkbox"/> <input type="checkbox"/>	18.0#		906			56
		66” 54”	P120V1W5466	<input type="checkbox"/> <input type="checkbox"/>	11.0#		735			53
		72” 54”	P120V1W5472	<input type="checkbox"/> <input type="checkbox"/>	12.0#		862			53
		84” 54”	P120V1W5484	<input type="checkbox"/> <input type="checkbox"/>	16.0#		896			56
		72” 66”	P120V1W6672	<input type="checkbox"/> <input type="checkbox"/>	9.0#		761			49
		84” 66”	P120V1W6684	<input type="checkbox"/> <input type="checkbox"/>	12.0#		878			53
		84” 72”	P120V1W7284	<input type="checkbox"/> <input type="checkbox"/>	11.0#		889			53

A

B

## HOW TO ORDER

Indicate the following information on order form:

- Quantity of each item.
- Model number, including options. See “How To Build a Model Number”.
- Any special service required.

Note:

- The ☐ indicates that a choice is required.
- The absence of the ☐ indicates that no choice is required.
- Alpha-numeric characters in place of ☐ indicate that no other alternatives are available.

## HOW TO BUILD A MODEL NUMBER

- A**Select basic model.
- B**Select trim color.  
Refer to the **Product Color Options** page in this price list.  
SX Starlight Silver finish is only offered on flat aluminum trim.

## SPECIAL SERVICES

### Special Carton Marking

With specially marked information      N/C

**Shipping**  
Ships **knocked down, FOB Manitowoc, WI 54220, freight prepaid.** Freight class 70.

Specifications and prices are subject to change without prior notice.

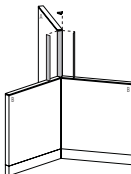
# 120° Intersections

3-Way



# 120° Intersections

3-Way

			MODEL NUMBER									
			Basic Model	Trim Color	Upholstery Color	Approx. Packaged Weight	Delivered Pricing Fabric Grade 1 & C.O.M.	Delivered Pricing Fabric Grade 2	Delivered Pricing Fabric Grade 3 & Pallas Vertical Fabric Grade PV	Delivered Pricing Pallas Vertical Fabric Grade PV1	Delivered Pricing Pallas Vertical Fabric Grade PV2	Metallic Paint add to list price
MODEL	A x B											
<div></div> <div>PTNF</div>	<b>120° 3-Way, Two Different Heights</b>	36" 30"	P120VF1W3036	<input type="checkbox"/> <input type="checkbox"/>	<input type="checkbox"/> <input type="checkbox"/> <input type="checkbox"/> <input type="checkbox"/> <input type="checkbox"/>	9.0#	\$ 624	\$ 637	\$ 642	\$ 659	\$ 670	\$ 11
	• Upholstered	42" 30"	P120VF1W3042	<input type="checkbox"/> <input type="checkbox"/>	<input type="checkbox"/> <input type="checkbox"/> <input type="checkbox"/> <input type="checkbox"/> <input type="checkbox"/>	12.0#	624	639	648	660	672	11
	• 120° 1-way top cap	48" 30"	P120VF1W3048	<input type="checkbox"/> <input type="checkbox"/>	<input type="checkbox"/> <input type="checkbox"/> <input type="checkbox"/> <input type="checkbox"/> <input type="checkbox"/>	14.0#	741	756	766	784	805	11
	• Light block	54" 30"	P120VF1W3054	<input type="checkbox"/> <input type="checkbox"/>	<input type="checkbox"/> <input type="checkbox"/> <input type="checkbox"/> <input type="checkbox"/> <input type="checkbox"/>	16.0#	748	764	776	787	811	11
	• Two pieces of height change trim	66" 30"	P120VF1W3066	<input type="checkbox"/> <input type="checkbox"/>	<input type="checkbox"/> <input type="checkbox"/> <input type="checkbox"/> <input type="checkbox"/> <input type="checkbox"/>	20.0#	779	789	797	815	836	11
	• One half post A	72" 30"	P120VF1W3072	<input type="checkbox"/> <input type="checkbox"/>	<input type="checkbox"/> <input type="checkbox"/> <input type="checkbox"/> <input type="checkbox"/> <input type="checkbox"/>	22.0#	899	917	926	945	970	11
	• Two half posts B	84" 30"	P120VF1W3084	<input type="checkbox"/> <input type="checkbox"/>	<input type="checkbox"/> <input type="checkbox"/> <input type="checkbox"/> <input type="checkbox"/> <input type="checkbox"/>	26.0#	979	992	1009	1021	1051	11
	• Connecting hardware	42" 36"	P120VF1W3642	<input type="checkbox"/> <input type="checkbox"/>	<input type="checkbox"/> <input type="checkbox"/> <input type="checkbox"/> <input type="checkbox"/> <input type="checkbox"/>	9.0#	634	649	658	667	685	11
	• SX Starlight Silver finish is only offered on flat aluminum trim	48" 36"	P120VF1W3648	<input type="checkbox"/> <input type="checkbox"/>	<input type="checkbox"/> <input type="checkbox"/> <input type="checkbox"/> <input type="checkbox"/> <input type="checkbox"/>	12.0#	650	663	668	683	700	11
		54" 36"	P120VF1W3654	<input type="checkbox"/> <input type="checkbox"/>	<input type="checkbox"/> <input type="checkbox"/> <input type="checkbox"/> <input type="checkbox"/> <input type="checkbox"/>	14.0#	755	771	783	793	817	11
		66" 36"	P120VF1W3666	<input type="checkbox"/> <input type="checkbox"/>	<input type="checkbox"/> <input type="checkbox"/> <input type="checkbox"/> <input type="checkbox"/> <input type="checkbox"/>	18.0#	771	785	791	810	833	11
		72" 36"	P120VF1W3672	<input type="checkbox"/> <input type="checkbox"/>	<input type="checkbox"/> <input type="checkbox"/> <input type="checkbox"/> <input type="checkbox"/> <input type="checkbox"/>	20.0#	904	919	932	949	977	11
		84" 36"	P120VF1W3684	<input type="checkbox"/> <input type="checkbox"/>	<input type="checkbox"/> <input type="checkbox"/> <input type="checkbox"/> <input type="checkbox"/> <input type="checkbox"/>	24.0#	938	956	968	985	1016	11
		48" 42"	P120VF1W4248	<input type="checkbox"/> <input type="checkbox"/>	<input type="checkbox"/> <input type="checkbox"/> <input type="checkbox"/> <input type="checkbox"/> <input type="checkbox"/>	9.0#	756	771	783	793	819	11
		54" 42"	P120VF1W4254	<input type="checkbox"/> <input type="checkbox"/>	<input type="checkbox"/> <input type="checkbox"/> <input type="checkbox"/> <input type="checkbox"/> <input type="checkbox"/>	12.0#	761	780	787	803	824	11
		66" 42"	P120VF1W4266	<input type="checkbox"/> <input type="checkbox"/>	<input type="checkbox"/> <input type="checkbox"/> <input type="checkbox"/> <input type="checkbox"/> <input type="checkbox"/>	16.0#	871	890	900	916	945	11
		72" 42"	P120VF1W4272	<input type="checkbox"/> <input type="checkbox"/>	<input type="checkbox"/> <input type="checkbox"/> <input type="checkbox"/> <input type="checkbox"/> <input type="checkbox"/>	18.0#	898	912	920	940	968	11
		84" 42"	P120VF1W4284	<input type="checkbox"/> <input type="checkbox"/>	<input type="checkbox"/> <input type="checkbox"/> <input type="checkbox"/> <input type="checkbox"/> <input type="checkbox"/>	22.0#	919	937	949	966	992	11
		54" 48"	P120VF1W4854	<input type="checkbox"/> <input type="checkbox"/>	<input type="checkbox"/> <input type="checkbox"/> <input type="checkbox"/> <input type="checkbox"/> <input type="checkbox"/>	9.0#	783	793	805	819	844	11
		66" 48"	P120VF1W4866	<input type="checkbox"/> <input type="checkbox"/>	<input type="checkbox"/> <input type="checkbox"/> <input type="checkbox"/> <input type="checkbox"/> <input type="checkbox"/>	14.0#	891	906	916	934	960	11
		72" 48"	P120VF1W4872	<input type="checkbox"/> <input type="checkbox"/>	<input type="checkbox"/> <input type="checkbox"/> <input type="checkbox"/> <input type="checkbox"/> <input type="checkbox"/>	16.0#	929	937	937	955	981	11
		84" 48"	P120VF1W4884	<input type="checkbox"/> <input type="checkbox"/>	<input type="checkbox"/> <input type="checkbox"/> <input type="checkbox"/> <input type="checkbox"/> <input type="checkbox"/>	20.0#	932	951	960	979	1009	11
		66" 54"	P120VF1W5466	<input type="checkbox"/> <input type="checkbox"/>	<input type="checkbox"/> <input type="checkbox"/> <input type="checkbox"/> <input type="checkbox"/> <input type="checkbox"/>	12.0#	791	810	817	833	859	11
		72" 54"	P120VF1W5472	<input type="checkbox"/> <input type="checkbox"/>	<input type="checkbox"/> <input type="checkbox"/> <input type="checkbox"/> <input type="checkbox"/> <input type="checkbox"/>	14.0#	912	934	945	959	986	11
		84" 54"	P120VF1W5484	<input type="checkbox"/> <input type="checkbox"/>	<input type="checkbox"/> <input type="checkbox"/> <input type="checkbox"/> <input type="checkbox"/> <input type="checkbox"/>	18.0#	930	946	956	976	1002	11
		72" 66"	P120VF1W6672	<input type="checkbox"/> <input type="checkbox"/>	<input type="checkbox"/> <input type="checkbox"/> <input type="checkbox"/> <input type="checkbox"/> <input type="checkbox"/>	9.0#	820	835	846	861	889	11
		84" 66"	P120VF1W6684	<input type="checkbox"/> <input type="checkbox"/>	<input type="checkbox"/> <input type="checkbox"/> <input type="checkbox"/> <input type="checkbox"/> <input type="checkbox"/>	14.0#	931	947	958	977	1005	11
		84" 72"	P120VF1W7284	<input type="checkbox"/> <input type="checkbox"/>	<input type="checkbox"/> <input type="checkbox"/> <input type="checkbox"/> <input type="checkbox"/> <input type="checkbox"/>	12.0#	949	969	979	992	1023	11

A

B

C

## HOW TO ORDER

Indicate the following information on order form:

- Quantity of each item.
- Model number, including options. See “How To Build a Model Number”.
- Any special service required.

Note:

- The ☐ indicates that a choice is required.
- The absence of the ☐ indicates that no choice is required.
- Alpha-numeric characters in place of ☐ indicate that no other alternatives are available.

## HOW TO BUILD A MODEL NUMBER

- A

Select basic model.
- B

Select trim color.  
Refer to the **Product Color Options** page in this price list.  
SX Starlight Silver finish is only offered on flat aluminum trim.
- C

Select upholstery color.  
Refer to [ki.com/fabrics](https://www.ki.com/fabrics)

## INFORMATION

**Fabric Disclaimer**  
Fabric will be applied as swatched by the fabric manufacturer. Fabric that is required to be applied differently than is swatched will need a Product Modification Request written specifying the direction the fabric is to be applied.

## SPECIAL SERVICES

### Special Carton Marking

With specially marked information N/C

**Shipping**  
Ships **knocked down, FOB Manitowoc, WI 54220, freight prepaid.** Freight class 70.

Specifications and prices are subject to change without prior notice.






# 120° Intersections

2-Way and 3-Way Stackable



# 120° Intersections

2-Way and 3-Way Stackable

			MODEL NUMBER												
			Basic Model	Trim Color	Upholstery Color	Approx. Packaged Weight	Delivered Pricing	Delivered Pricing Fabric Grade 1 & C.O.M.	Delivered Pricing Fabric Grade 2	Delivered Pricing Fabric Grade 3 & Pallas Vertical Fabric Grade PV	Delivered Pricing Pallas Vertical Fabric Grade PV1	Delivered Pricing Pallas Vertical Fabric Grade PV2	Metallic Paint add to list price		
	<b>2-Way Stackable</b> <ul style="list-style-type: none"><li>• Unupholstered: trim color</li><li>• One piece of stackable vetical trim</li><li>• Two stackable half-posts</li><li>• One 120° corner connector block</li><li>• Use top cap from existing lower panel</li><li>• SX Starlight Silver finish is only offered on flat aluminum trim</li></ul>	12"	PS1202W12	<input type="checkbox"/>		5.0#	\$ 381							\$ 14	
		18"	PS1202W18	<input type="checkbox"/>		6.0#	503							14	
		24"	PS1202W24	<input type="checkbox"/>		7.0#	525							14	
		PST													
	<b>2-Way Stackable</b> <ul style="list-style-type: none"><li>• Upholstered</li><li>• One piece of stackable vetical trim</li><li>• Two stackable half-posts</li><li>• One 120° corner connector block</li><li>• Use top cap from existing lower panel</li><li>• SX Starlight Silver finish is only offered on flat aluminum trim</li></ul>	12"	PS120F2W12	<input type="checkbox"/>	<input type="checkbox"/> <input type="checkbox"/> <input type="checkbox"/> <input type="checkbox"/>	5.0#	N/A	\$ 467	\$ 475	\$ 482	\$ 490	\$ 502	N/A		
		18"	PS120F2W18	<input type="checkbox"/>	<input type="checkbox"/> <input type="checkbox"/> <input type="checkbox"/> <input type="checkbox"/>	6.0#	N/A	589	601	606	617	634	N/A		
		24"	PS120F2W24	<input type="checkbox"/>	<input type="checkbox"/> <input type="checkbox"/> <input type="checkbox"/> <input type="checkbox"/>	7.0#	N/A	601	609	616	629	649	N/A		
		PSTF													
	<b>3-Way Stackable</b> <ul style="list-style-type: none"><li>• Unupholstered</li><li>• Three stackable half-posts</li><li>• One 120° corner connector block</li><li>• Use top cap from existing lower panel</li><li>• SX Starlight Silver finish is only offered on flat aluminum trim</li></ul>	12"	PS1203W12	<input type="checkbox"/>		7.0#	\$ 475						N/A		
		18"	PS1203W18	<input type="checkbox"/>		8.0#	606						N/A		
		24"	PS1203W24	<input type="checkbox"/>		9.0#	619						N/A		
		PST													

**A**      **B**      **C**

## HOW TO ORDER

- Indicate the following information on order form:
1. Quantity of each item.
  2. Model number, including options. See “How To Build a Model Number”.
  3. Any special service required.

Note:

- The ☐ indicates that a choice is required.
- The absence of the ☐ indicates that no choice is required.
- Alpha-numeric characters in place of ☐ indicate that no other alternatives are available.

## HOW TO BUILD A MODEL NUMBER

- A**Select basic model.
- B**Select trim color.  
Refer to the **Product Color Options** page in this price list.  
SX Starlight Silver finish is only offered on flat aluminum trim.
- C**Select upholstery color.  
Refer to [ki.com/fabrics](https://www.ki.com/fabrics)

## INFORMATION

**Fabric Disclaimer**  
Fabric will be applied as swatched by the fabric manufacturer. Fabric that is required to be applied differently than is swatched will need a Product Modification Request written specifying the direction the fabric is to be applied.

## SPECIAL SERVICES

### Special Carton Marking

With specially marked information      N/C

**Shipping**  
Ships **knocked down, FOB Manitowoc, WI 54220, freight prepaid.** Freight class 70.

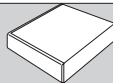
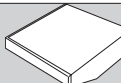
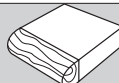
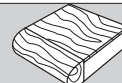
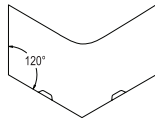










































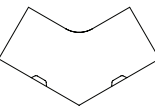










































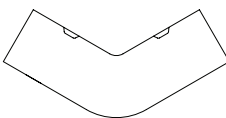










































Specifications and prices are subject to change without prior notice.

# 120° Worksurfaces

Corner Worksurfaces

# 120° Worksurfaces

Corner Worksurfaces

MODEL		MODEL NUMBER								Approx. Packaged Weight				
		Basic Model	Edge Style	Surface Finish	Trim Color	Wood Edge Color	Veneer Color	Edge Color	Grommet Color		74P Edge (74P)	Knife Edge (KN)	Wood Edge Laminate (WL)	Wood Edge Veneer (WV)
  PWWC	<b>Inside Corner Worksurface with 120° Ends</b> <ul style="list-style-type: none"><li>Includes mounting hardware</li><li>Left hand cantilever is provided for rear corner</li><li>Includes two 2-1/2" x 6" grommets</li></ul>	PW120243624								44.0#	\$ 1106	\$ 1228	\$ 1705	\$ 3602
		PW120244224								53.0#	1170	1275	1802	4283
		PW120244824								62.0#	1330	1399	2026	5089
		PW120303630								65.0#	1142	1253	1756	3741
		PW120304230								67.0#	1264	1331	1890	4548
		PW120304830								76.0#	1515	1617	2207	5361
  PWWC	<b>Inside Corner Worksurface with 90° Ends</b>	PWIC120243624								44.0#	\$ 1106	\$ 1228	\$ 1705	\$ 2501
		PWIC120244224								53.0#	1170	1275	1802	2585
		PWIC120244824								62.0#	1330	1399	2026	2623
		PWIC120303630								65.0#	1142	1253	1756	2661
		PWIC120304230								67.0#	1264	1331	1890	2704
		PWIC120304830								70.0#	1515	1617	2207	2718
  PWWC	<b>Outside Corner Worksurface with 90° Ends</b>	PWOC120243624								44.0#	\$ 1106	\$ 1228	\$ 1776	\$ 3092
		PWOC120244224								53.0#	1170	1275	1876	3158
		PWOC120244824								62.0#	1330	1399	2099	3189
		PWOC120303630								65.0#	1142	1253	1828	3236
		PWOC120304230								67.0#	1264	1331	2132	3271
		PWOC120304830								76.0#	1515	1617	2301	3326
		<b>A</b>	<b>B</b>	<b>C</b>	<b>D</b>	<b>E</b>	<b>F</b>	<b>G</b>	<b>H</b>					

## HOW TO ORDER

Indicate the following information on order form:

- Quantity of each item.
- Model number, including options. See “How To Build a Model Number”.
- Any special service required.

Note:

- The ☐ indicates that a choice is required.
- The absence of the ☐ indicates that no choice is required.
- Alpha-numeric characters in place of ☐ indicate that no other alternatives are available.

## HOW TO BUILD A MODEL NUMBER

- A**Select basic model.
- B**Select edge style.

74P

- 74P edge

KN

- Knife edge

WL

- Wood edge, laminate surface

WV

- Wood edge, veneer surface
- C**Select surface finish.

Refer to the **Product Color Options** page in this price list.  
Surface finish offerings are based on edge style selections.
- D**Select trim color.

Refer to the **Product Color Options** page in this price list.
- E**Select wood edge color.

Refer to the **Product Color Options** page in this price list.
- F**Select wood veneer color.

Refer to the **Product Color Options** page in this price list.

**G**Select edge color.

Refer to the **Product Color Options** page in this price list.

**H**Select grommet color.

Refer to the **Product Color Options** page in this price list.

## FINISH INFORMATION

**Additional Laminate Offering**  
Additional laminates beyond KI standard offering, are available with two weeks extended leadtime. To specify additional laminates, use these designators followed by the supplier's color/pattern code:

Formica - LF/supplier's color pattern code  
Nevamar - LN/supplier's color pattern code  
Wilsonart - LW/supplier's color pattern code

KI's standard laminate finish is the supplier's recommended finish for that color/pattern.  
Note: Nonstandard laminates from these suppliers (example: textured laminates) require a Product Modification Request.  
Contact customer service for details.

## SPECIAL SERVICES

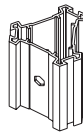
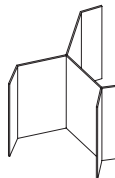
### Special Carton Marking

With specially marked information      N/C

**Shipping**  
Ships **knocked down, FOB Manitowoc, WI 54220, freight prepaid.** Freight class 70.

Specifications and prices are subject to change without prior notice.



		MODEL NUMBER			
		Basic Model			
MODEL	H		Approx. Packaged Weight	Delivered Pricing	
	<b>120° Connector Block</b>	46.0955	1.0#	\$	28
	• Black only				
	• Extruded aluminum block with three threaded inserts				
HRDPT					
	<b>120° Light Block</b>	12"	46.1037.12	1.0#	\$ 8
		18"	46.1037.18	1.0#	8
		24"	46.1037.24	1.0#	8
		30"	46.1037.30	1.0#	9
		36"	46.1037.36	1.0#	13
		42"	46.1037.42	1.0#	13
		48"	46.1037.48	1.0#	22
		54"	46.1037.54	1.0#	22
		60"	46.1037.60	1.0#	22
		66"	46.1037.66	1.0#	22
		72"	46.1037.72	1.0#	29
		78"	46.1037.78	1.0#	29
		84"	46.1037.84	1.0#	29
HRDPT					

A

HOW TO ORDER

Indicate the following information on order form:

1. Quantity of each item.
2. Model number, including options. See “How To Build a Model Number”.
3. Any special service required.

Note:

- The ☐ indicates that a choice is required.
- The absence of the ☐ indicates that no choice is required.
- Alpha-numeric characters in place of ☐ indicate that no other alternatives are available.

HOW TO BUILD A MODEL NUMBER

A Select basic model.

SPECIAL SERVICES

Special Carton Marking





With specially marked information      N/C

Shipping

Ships **knocked down, FOB Manitowoc, WI 54220, freight prepaid.** Freight class 70.

Specifications and prices are subject to change without prior notice.



		MODEL NUMBER					
		Basic Model	Trim Color				
MODEL	H			Approx. Packaged Weight	Delivered Pricing		Metallic Paint add to list price
        HRDPT	120° Vertical Trim	30"	46.1032.30	<input type="checkbox"/> <input type="checkbox"/>	1.0#	\$ 42	\$ 16
		36"	46.1032.36	<input type="checkbox"/> <input type="checkbox"/>	1.0#	51	16
		42"	46.1032.42	<input type="checkbox"/> <input type="checkbox"/>	1.0#	51	36
		48"	46.1032.48	<input type="checkbox"/> <input type="checkbox"/>	1.0#	75	39
		54"	46.1032.54	<input type="checkbox"/> <input type="checkbox"/>	2.0#	75	39
		60"	46.1032.60	<input type="checkbox"/> <input type="checkbox"/>	2.0#	75	39
		66"	46.1032.66	<input type="checkbox"/> <input type="checkbox"/>	2.0#	75	41
		72"	46.1032.72	<input type="checkbox"/> <input type="checkbox"/>	2.0#	108	41
		84"	46.1032.84	<input type="checkbox"/> <input type="checkbox"/>	2.0#	118	43
        HRDPT	120° 1-Way Top Cap		46.1027	<input type="checkbox"/> <input type="checkbox"/>	1.0#	\$ 13	\$ 11
        HRDPT	120° 2-Way Top Cap		46.1028	<input type="checkbox"/> <input type="checkbox"/>	1.0#	\$ 13	N/A
        HRDPT	120° 3-Way Top Cap		46.1029	<input type="checkbox"/> <input type="checkbox"/>	1.0#	\$ 13	N/A
		<b>A</b>	<b>B</b>				

HOW TO ORDER

Indicate the following information on order form:

- Quantity of each item.
- Model number, including options. See “How To Build a Model Number”.
- Any special service required.

Note:

- The ☐ indicates that a choice is required.
- The absence of the ☐ indicates that no choice is required.
- Alpha-numeric characters in place of ☐ indicate that no other alternatives are available.

HOW TO BUILD A MODEL NUMBER

- A** Select basic model.
- B** Select trim color. Refer to the **Product Color Options** page in this price list.

SPECIAL SERVICES

Special Carton Marking

With specially marked information      N/C

Shipping

Ships **knocked down, FOB Manitowoc, WI 54220, freight prepaid.** Freight class 70.

Specifications and prices are subject to change without prior notice.


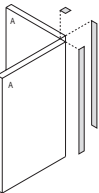
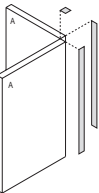
# Tech Preconfigured Intersection Conditions

90° 2-Way and End-of-Run



# Tech Preconfigured Intersection Conditions

90° 2-Way and End-of-Run

		MODEL NUMBER												
			Basic Model	Trim Color	Fabric Color	Approx. Packaged Weight	Delivered Pricing Unupholstered	Delivered Pricing Fabric Grade 1 & C.O.M.	Delivered Pricing Fabric Grade 2	Delivered Pricing Fabric Grade 3 & Pallas Vertical Fabric Grade PV	Delivered Pricing Pallas Vertical Fabric Grade PV1	Delivered Pricing Pallas Vertical Fabric Grade PV2	Metallic Paint add to list price	
	<b>End-of-Run Condition</b> <ul style="list-style-type: none"><li>• Unupholstered: trim colored</li><li>• End-of-run trim (Tech)</li><li>• Top cap</li><li>• One full post</li><li>• End-of-run base tile hooks</li><li>• SX Starlight Silver finish is only offered on flat aluminum trim</li></ul>	30"	TEP/30	<input type="checkbox"/> <input type="checkbox"/>		5.0#	\$ 84						\$	39
		36"	TEP/36	<input type="checkbox"/> <input type="checkbox"/>		5.0#	105							40
		42"	TEP/42	<input type="checkbox"/> <input type="checkbox"/>		7.0#	107							44
		48"	TEP/48	<input type="checkbox"/> <input type="checkbox"/>		8.0#	127							46
		54"	TEP/54	<input type="checkbox"/> <input type="checkbox"/>		9.0#	129							49
		60"	TEP/60	<input type="checkbox"/> <input type="checkbox"/>		10.0#	137							53
		66"	TEP/66	<input type="checkbox"/> <input type="checkbox"/>		11.0#	162							61
		72"	TEP/72	<input type="checkbox"/> <input type="checkbox"/>		11.0#	169							61
		78"	TEP/78	<input type="checkbox"/> <input type="checkbox"/>		12.0#	172							61
		84"	TEP/84	<input type="checkbox"/> <input type="checkbox"/>		13.0#	180							64
	<b>90° 2-Way "L" Corner, Both Panels Same Height</b> <ul style="list-style-type: none"><li>• Unupholstered: trim colored</li><li>• 90° top cap</li><li>• Two pieces of universal trim (Tech)</li><li>• Two half-posts</li><li>• Two sets of half post base tile hooks</li><li>• Connecting hardware</li><li>• SX Starlight Silver finish is only offered on flat aluminum trim</li></ul>	30"	TCP90/30	<input type="checkbox"/> <input type="checkbox"/>		9.0#	\$ 223						\$	56
		36"	TCP90/36	<input type="checkbox"/> <input type="checkbox"/>		9.0#	243							57
		42"	TCP90/42	<input type="checkbox"/> <input type="checkbox"/>		11.0#	280							57
		48"	TCP90/48	<input type="checkbox"/> <input type="checkbox"/>		12.0#	311							90
		54"	TCP90/54	<input type="checkbox"/> <input type="checkbox"/>		13.0#	320							92
		60"	TCP90/60	<input type="checkbox"/> <input type="checkbox"/>		15.0#	324							94
		66"	TCP90/66	<input type="checkbox"/> <input type="checkbox"/>		16.0#	346							97
		72"	TCP90/72	<input type="checkbox"/> <input type="checkbox"/>		16.0#	373							100
		78"	TCP90/78	<input type="checkbox"/> <input type="checkbox"/>		16.0#	395							100
		84"	TCP90/84	<input type="checkbox"/> <input type="checkbox"/>		16.0#	427							102
	<b>90° 2-Way "L" Corner, Both Panels Same Height</b> <ul style="list-style-type: none"><li>• Upholstered</li><li>• 90° top cap</li><li>• Two pieces of universal trim</li><li>• Two half-posts</li><li>• Two sets of half post base tile hooks</li><li>• Connecting hardware</li><li>• SX Starlight Silver finish is only offered on flat aluminum trim</li></ul>	30"	TCPF90/30	<input type="checkbox"/> <input type="checkbox"/>	<input type="checkbox"/> <input type="checkbox"/> <input type="checkbox"/> <input type="checkbox"/>	7.0#	N/A	\$ 310	\$ 315	\$ 319	\$ 322	\$ 335	\$	43
		36"	TCPF90/36	<input type="checkbox"/> <input type="checkbox"/>	<input type="checkbox"/> <input type="checkbox"/> <input type="checkbox"/> <input type="checkbox"/>	7.0#	N/A	329	339	344	351	359		48
		42"	TCPF90/42	<input type="checkbox"/> <input type="checkbox"/>	<input type="checkbox"/> <input type="checkbox"/> <input type="checkbox"/> <input type="checkbox"/>	10.0#	N/A	373	377	381	394	404		53
		48"	TCPF90/48	<input type="checkbox"/> <input type="checkbox"/>	<input type="checkbox"/> <input type="checkbox"/> <input type="checkbox"/> <input type="checkbox"/>	11.0#	N/A	414	421	425	433	441		57
		54"	TCPF90/54	<input type="checkbox"/> <input type="checkbox"/>	<input type="checkbox"/> <input type="checkbox"/> <input type="checkbox"/> <input type="checkbox"/>	13.0#	N/A	425	430	433	441	447		57
		60"	TCPF90/60	<input type="checkbox"/> <input type="checkbox"/>	<input type="checkbox"/> <input type="checkbox"/> <input type="checkbox"/> <input type="checkbox"/>	14.0#	N/A	432	436	440	456	467		61
		66"	TCPF90/66	<input type="checkbox"/> <input type="checkbox"/>	<input type="checkbox"/> <input type="checkbox"/> <input type="checkbox"/> <input type="checkbox"/>	16.0#	N/A	453	461	465	475	487		65
		72"	TCPF90/72	<input type="checkbox"/> <input type="checkbox"/>	<input type="checkbox"/> <input type="checkbox"/> <input type="checkbox"/> <input type="checkbox"/>	16.0#	N/A	486	497	500	511	526		68
		78"	TCPF90/78	<input type="checkbox"/> <input type="checkbox"/>	<input type="checkbox"/> <input type="checkbox"/> <input type="checkbox"/> <input type="checkbox"/>	16.0#	N/A	505	518	522	534	548		77
		84"	TCPF90/84	<input type="checkbox"/> <input type="checkbox"/>	<input type="checkbox"/> <input type="checkbox"/> <input type="checkbox"/> <input type="checkbox"/>	16.0#	N/A	588	597	603	617	634		84

**A**

**B**

**C**

## HOW TO ORDER

- Indicate the following information on order form:
1. Quantity of each item.
  2. Model number, including options. See "How To Build a Model Number".
  3. Any special service required.

Note: • The ☐ indicates that a choice is required.

- The absence of the ☐ indicates that no choice is required.
- Alpha-numeric characters in place of ☐ indicate that no other alternatives are available.

## HOW TO BUILD A MODEL NUMBER

- A**Select basic model.
- B**Select trim color.  
Refer to the **Product Color Options** page in this price list.  
SX Starlight Silver finish is only offered on flat aluminum trim.
- C**Select fabric color.  
Refer to [ki.com/fabrics](https://www.ki.com/fabrics)

## INFORMATION

### Fabric Disclaimer

Fabric will be applied as swatched by the fabric manufacturer. Fabric that is required to be applied differently than is swatched will need a Product Modification Request written specifying the direction the fabric is to be applied.

## SPECIAL SERVICES

### Special Carton Marking

With specially marked information      N/C

### Shipping

Ships **knocked down, FOB Manitowoc, WI 54220, freight prepaid**. Freight class 70.

Specifications and prices are subject to change without prior notice.

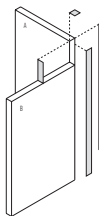
# Tech Preconfigured Intersection Conditions

90° 2-Way



# Tech Preconfigured Intersection Conditions

90° 2-Way

			MODEL NUMBER							
MODEL			A	B	A-B	Basic Model	Trim Color	Approx. Packaged Weight	Delivered Pricing	Metallic Paint add to list price
 TECN	<b>90° 2-Way “L” Corner, Two Different Heights</b> <ul style="list-style-type: none"><li>• Unupholstered</li><li>• 1-way top cap</li><li>• Two pieces of universal trim (Tech)</li><li>• One piece of universal height change trim</li><li>• One half-post (height A)</li><li>• One half-post (height B)</li><li>• Two sets of half post base tile hooks</li><li>• Connecting hardware</li><li>• SX Starlight Silver finish is only offered on flat aluminum trim</li></ul>	30” 30” 6”	TCPV90/3036	<input type="checkbox"/> <input type="checkbox"/>	9.0#	\$ 323	\$ 95			
		42” 30” 12”	TCPV90/3042	<input type="checkbox"/> <input type="checkbox"/>	9.0#	325	95			
		48” 30” 18”	TCPV90/3048	<input type="checkbox"/> <input type="checkbox"/>	9.0#	360	110			
		54” 30” 24”	TCPV90/3054	<input type="checkbox"/> <input type="checkbox"/>	11.0#	366	112			
		60” 30” 30”	TCPV90/3060	<input type="checkbox"/> <input type="checkbox"/>	11.0#	373	112			
		66” 30” 36”	TCPV90/3066	<input type="checkbox"/> <input type="checkbox"/>	9.0#	369	115			
		72” 30” 42”	TCPV90/3072	<input type="checkbox"/> <input type="checkbox"/>	9.0#	381	120			
		78” 30” 48”	TCPV90/3078	<input type="checkbox"/> <input type="checkbox"/>	9.0#	420	121			
		84” 30” 54”	TCPV90/3084	<input type="checkbox"/> <input type="checkbox"/>	9.0#	433	124			
		42” 36” 6”	TCPV90/3642	<input type="checkbox"/> <input type="checkbox"/>	9.0#	346	95			
		48” 36” 12”	TCPV90/3648	<input type="checkbox"/> <input type="checkbox"/>	9.0#	376	112			
		54” 36” 18”	TCPV90/3654	<input type="checkbox"/> <input type="checkbox"/>	11.0#	379	115			
		60” 36” 24”	TCPV90/3660	<input type="checkbox"/> <input type="checkbox"/>	11.0#	384	112			
		66” 36” 30”	TCPV90/3666	<input type="checkbox"/> <input type="checkbox"/>	9.0#	381	120			
		72” 36” 36”	TCPV90/3672	<input type="checkbox"/> <input type="checkbox"/>	9.0#	402	123			
		78” 36” 42”	TCPV90/3678	<input type="checkbox"/> <input type="checkbox"/>	9.0#	425	124			
		84” 36” 48”	TCPV90/3684	<input type="checkbox"/> <input type="checkbox"/>	9.0#	453	124			
		48” 42” 6”	TCPV90/4248	<input type="checkbox"/> <input type="checkbox"/>	12.0#	487	120			
		54” 42” 12”	TCPV90/4254	<input type="checkbox"/> <input type="checkbox"/>	12.0#	492	123			
		60” 42” 18”	TCPV90/4260	<input type="checkbox"/> <input type="checkbox"/>	11.0#	498	129			
		66” 42” 24”	TCPV90/4266	<input type="checkbox"/> <input type="checkbox"/>	14.0#	497	130			
		72” 42” 30”	TCPV90/4272	<input type="checkbox"/> <input type="checkbox"/>	9.0#	516	130			
		78” 42” 36”	TCPV90/4278	<input type="checkbox"/> <input type="checkbox"/>	9.0#	541	133			
		84” 42” 42”	TCPV90/4284	<input type="checkbox"/> <input type="checkbox"/>	9.0#	557	137			
			<b>A</b>	<b>B</b>						

## HOW TO ORDER

Indicate the following information on order form:

1. Quantity of each item.
2. Model number, including options. See “How To Build a Model Number”.
3. Any special service required.

Note:

- The ☐ indicates that a choice is required.
- The absence of the ☐ indicates that no choice is required.
- Alpha-numeric characters in place of ☐ indicate that no other alternatives are available.

## HOW TO BUILD A MODEL NUMBER

- A** Select basic model.
- B** Select trim color.  
Refer to the **Product Color Options** page in this price list.  
SX Starlight Silver finish is only offered on flat aluminum trim.

## SPECIAL SERVICES

### Special Carton Marking

With specially marked information      N/C

### Shipping

Ships **knocked down, FOB Manitowoc, WI 54220, freight prepaid**. Freight class 70.

Specifications and prices are subject to change without prior notice.

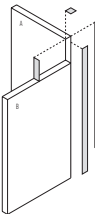
# Tech Preconfigured Intersection Conditions

90° 2-Way



# Tech Preconfigured Intersection Conditions

90° 2-Way

				MODEL NUMBER							
				Basic Model	Trim Color					Metallic Paint add to list price	
MODEL				A	B	A-B	Approx. Packaged Weight	Delivered Pricing			
 TECN	<b>90° 2-Way “L” Corner, Two Different Heights</b> <ul style="list-style-type: none"><li>• Unupholstered</li><li>• 1-way top cap</li><li>• Two pieces of universal trim (Tech)</li><li>• One piece of universal height change trim</li><li>• One half-post (height A)</li><li>• One half-post (height B)</li><li>• Two sets of half post base tile hooks</li><li>• Connecting hardware</li><li>• SX Starlight Silver finish is only offered on flat aluminum trim</li></ul>			54” 48” 6”	TCPV90/4854	<input type="checkbox"/> <input type="checkbox"/>	12.0#	\$	501	\$	125
				60” 48” 12”	TCPV90/4860	<input type="checkbox"/> <input type="checkbox"/>	11.0#		503		125
				66” 48” 18”	TCPV90/4866	<input type="checkbox"/> <input type="checkbox"/>	14.0#		501		127
				72” 48” 24”	TCPV90/4872	<input type="checkbox"/> <input type="checkbox"/>	9.0#		523		129
				78” 48” 30”	TCPV90/4878	<input type="checkbox"/> <input type="checkbox"/>	9.0#		547		125
				84” 48” 36”	TCPV90/4884	<input type="checkbox"/> <input type="checkbox"/>	9.0#		574		129
				60” 54” 6”	TCPV90/5460	<input type="checkbox"/> <input type="checkbox"/>	11.0#		547		130
				66” 54” 12”	TCPV90/5466	<input type="checkbox"/> <input type="checkbox"/>	15.0#		509		130
				72” 54” 18”	TCPV90/5472	<input type="checkbox"/> <input type="checkbox"/>	9.0#		529		131
				78” 54” 24”	TCPV90/5478	<input type="checkbox"/> <input type="checkbox"/>	9.0#		555		127
				84” 54” 30”	TCPV90/5484	<input type="checkbox"/> <input type="checkbox"/>	9.0#		579		129
				66” 60” 6”	TCPV90/6066	<input type="checkbox"/> <input type="checkbox"/>	15.0#		522		129
				72” 60” 12”	TCPV90/6072	<input type="checkbox"/> <input type="checkbox"/>	9.0#		537		130
				78” 60” 18”	TCPV90/6078	<input type="checkbox"/> <input type="checkbox"/>	9.0#		562		130
				84” 60” 24”	TCPV90/6084	<input type="checkbox"/> <input type="checkbox"/>	9.0#		588		131
				72” 66” 6”	TCPV90/6672	<input type="checkbox"/> <input type="checkbox"/>	9.0#		538		131
				78” 66” 12”	TCPV90/6678	<input type="checkbox"/> <input type="checkbox"/>	9.0#		563		132
				84” 66” 18”	TCPV90/6684	<input type="checkbox"/> <input type="checkbox"/>	9.0#		595		132
				78” 72” 6”	TCPV90/7278	<input type="checkbox"/> <input type="checkbox"/>	9.0#		581		134
				84” 72” 12”	TCPV90/7284	<input type="checkbox"/> <input type="checkbox"/>	9.0#		602		134
				84” 78” 6”	TCPV90/7884	<input type="checkbox"/> <input type="checkbox"/>	9.0#		603		134
				<b>A</b>	<b>B</b>						

## HOW TO ORDER

Indicate the following information on order form:

1. Quantity of each item.
2. Model number, including options. See “How To Build a Model Number”.
3. Any special service required.

Note:

- The ☐ indicates that a choice is required.
- The absence of the ☐ indicates that no choice is required.
- Alpha-numeric characters in place of ☐ indicate that no other alternatives are available.

## HOW TO BUILD A MODEL NUMBER

- A** Select basic model.
- B** Select trim color.  
Refer to the **Product Color Options** page in this price list.  
SX Starlight Silver finish is only offered on flat aluminum trim.

## SPECIAL SERVICES

### Special Carton Marking

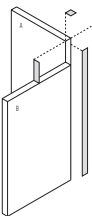
With specially marked information      N/C

### Shipping

Ships **knocked down, FOB Manitowoc, WI 54220, freight prepaid.** Freight class 70.

Specifications and prices are subject to change without prior notice.



			MODEL NUMBER												
			Basic Model	Trim Color	Fabric Color										
MODEL			A	B	A-B	Approx. Packaged Weight	Delivered Pricing Fabric Grade 1 & C.O.M.	Delivered Pricing Fabric Grade 2	Delivered Pricing Fabric Grade 3 & Pallas Vertical Fabric Grade PV	Delivered Pricing Pallas Vertical Fabric Grade PV1	Delivered Pricing Pallas Vertical Fabric Grade PV2	Metallic Paint add to list price			
 TEF2	<b>90° 2-Way “L” Corner, Two Different Heights</b> <ul style="list-style-type: none"><li>• Upholstered</li><li>• 1-way top cap</li><li>• Two pieces of universal trim (Tech)</li><li>• One piece of universal height change trim</li><li>• One half-post (height A)</li><li>• One half-post (height B)</li><li>• Two sets of half post base tile hooks</li><li>• Connecting hardware</li><li>• SX Starlight Silver finish is only offered on flat aluminum trim</li></ul>	36" 30" 6"	TCPVF90/3036	<input type="checkbox"/> <input type="checkbox"/>	<input type="checkbox"/> <input type="checkbox"/> <input type="checkbox"/> <input type="checkbox"/>	9.0#	\$ 457	\$ 465	\$ 467	\$ 482	\$ 492	\$ 22			
		42" 30" 12"	TCPVF90/3042	<input type="checkbox"/> <input type="checkbox"/>	<input type="checkbox"/> <input type="checkbox"/> <input type="checkbox"/> <input type="checkbox"/>	9.0#	453	461	465	475	487	22			
		48" 30" 18"	TCPVF90/3048	<input type="checkbox"/> <input type="checkbox"/>	<input type="checkbox"/> <input type="checkbox"/> <input type="checkbox"/> <input type="checkbox"/>	9.0#	500	509	514	526	541	22			
		54" 30" 24"	TCPVF90/3054	<input type="checkbox"/> <input type="checkbox"/>	<input type="checkbox"/> <input type="checkbox"/> <input type="checkbox"/> <input type="checkbox"/>	11.0#	509	519	523	535	549	22			
		60" 30" 30"	TCPVF90/3060	<input type="checkbox"/> <input type="checkbox"/>	<input type="checkbox"/> <input type="checkbox"/> <input type="checkbox"/> <input type="checkbox"/>	11.0#	522	529	534	547	561	22			
		66" 30" 36"	TCPVF90/3066	<input type="checkbox"/> <input type="checkbox"/>	<input type="checkbox"/> <input type="checkbox"/> <input type="checkbox"/> <input type="checkbox"/>	16.0#	523	532	535	548	562	22			
		72" 30" 42"	TCPVF90/3072	<input type="checkbox"/> <input type="checkbox"/>	<input type="checkbox"/> <input type="checkbox"/> <input type="checkbox"/> <input type="checkbox"/>	16.0#	543	552	561	575	588	22			
		78" 30" 48"	TCPVF90/3078	<input type="checkbox"/> <input type="checkbox"/>	<input type="checkbox"/> <input type="checkbox"/> <input type="checkbox"/> <input type="checkbox"/>	16.0#	579	588	595	607	619	22			
		84" 30" 54"	TCPVF90/3084	<input type="checkbox"/> <input type="checkbox"/>	<input type="checkbox"/> <input type="checkbox"/> <input type="checkbox"/> <input type="checkbox"/>	16.0#	643	658	664	674	695	22			
		42" 36" 6"	TCPVF90/3642	<input type="checkbox"/> <input type="checkbox"/>	<input type="checkbox"/> <input type="checkbox"/> <input type="checkbox"/> <input type="checkbox"/>	9.0#	505	518	522	534	548	22			
		48" 36" 12"	TCPVF90/3648	<input type="checkbox"/> <input type="checkbox"/>	<input type="checkbox"/> <input type="checkbox"/> <input type="checkbox"/> <input type="checkbox"/>	9.0#	518	526	529	542	557	22			
		54" 36" 18"	TCPVF90/3654	<input type="checkbox"/> <input type="checkbox"/>	<input type="checkbox"/> <input type="checkbox"/> <input type="checkbox"/> <input type="checkbox"/>	11.0#	525	534	537	549	563	22			
		60" 36" 24"	TCPVF90/3660	<input type="checkbox"/> <input type="checkbox"/>	<input type="checkbox"/> <input type="checkbox"/> <input type="checkbox"/> <input type="checkbox"/>	11.0#	532	541	543	557	575	22			
		66" 36" 30"	TCPVF90/3666	<input type="checkbox"/> <input type="checkbox"/>	<input type="checkbox"/> <input type="checkbox"/> <input type="checkbox"/> <input type="checkbox"/>	16.0#	535	543	548	561	579	22			
		72" 36" 36"	TCPVF90/3672	<input type="checkbox"/> <input type="checkbox"/>	<input type="checkbox"/> <input type="checkbox"/> <input type="checkbox"/> <input type="checkbox"/>	16.0#	562	574	581	592	607	22			
		78" 36" 42"	TCPVF90/3678	<input type="checkbox"/> <input type="checkbox"/>	<input type="checkbox"/> <input type="checkbox"/> <input type="checkbox"/> <input type="checkbox"/>	16.0#	582	591	599	614	629	22			
		84" 36" 48"	TCPVF90/3684	<input type="checkbox"/> <input type="checkbox"/>	<input type="checkbox"/> <input type="checkbox"/> <input type="checkbox"/> <input type="checkbox"/>	16.0#	663	670	683	695	718	22			
		48" 42" 6"	TCPVF90/4248	<input type="checkbox"/> <input type="checkbox"/>	<input type="checkbox"/> <input type="checkbox"/> <input type="checkbox"/> <input type="checkbox"/>	12.0#	630	642	656	664	678	22			
		54" 42" 12"	TCPVF90/4254	<input type="checkbox"/> <input type="checkbox"/>	<input type="checkbox"/> <input type="checkbox"/> <input type="checkbox"/> <input type="checkbox"/>	12.0#	639	650	660	669	690	22			
		60" 42" 18"	TCPVF90/4260	<input type="checkbox"/> <input type="checkbox"/>	<input type="checkbox"/> <input type="checkbox"/> <input type="checkbox"/> <input type="checkbox"/>	11.0#	642	657	663	672	694	22			
		66" 42" 24"	TCPVF90/4266	<input type="checkbox"/> <input type="checkbox"/>	<input type="checkbox"/> <input type="checkbox"/> <input type="checkbox"/> <input type="checkbox"/>	14.0#	643	658	664	674	695	22			
		72" 42" 30"	TCPVF90/4272	<input type="checkbox"/> <input type="checkbox"/>	<input type="checkbox"/> <input type="checkbox"/> <input type="checkbox"/> <input type="checkbox"/>	16.0#	672	686	695	713	731	22			
		78" 42" 36"	TCPVF90/4278	<input type="checkbox"/> <input type="checkbox"/>	<input type="checkbox"/> <input type="checkbox"/> <input type="checkbox"/> <input type="checkbox"/>	16.0#	699	713	722	735	755	22			
		84" 42" 42"	TCPVF90/4284	<input type="checkbox"/> <input type="checkbox"/>	<input type="checkbox"/> <input type="checkbox"/> <input type="checkbox"/> <input type="checkbox"/>	16.0#	765	781	789	805	828	22			

A

B

C

## HOW TO ORDER

Indicate the following information on order form:

1. Quantity of each item.
2. Model number, including options. See "How To Build a Model Number".
3. Any special service required.

Note: • The ☐ indicates that a choice is required.

- The absence of the ☐ indicates that no choice is required.
- Alpha-numeric characters in place of ☐ indicate that no other alternatives are available.

## HOW TO BUILD A MODEL NUMBER

- A** Select basic model.
- B** Select trim color.  
Refer to the **Product Color Options** page in this price list.  
SX Starlight Silver finish is only offered on flat aluminum trim.
- C** Select fabric color.  
Refer to **[ki.com/fabrics](http://ki.com/fabrics)**

## INFORMATION

## Fabric Disclaimer

Fabric will be applied as swatched by the fabric manufacturer. Fabric that is required to be applied differently than is swatched will need a Product Modification Request written specifying the direction the fabric is to be applied.

## SPECIAL SERVICES

## Special Carton Marking

With specially marked information N/C

## Shipping

**Ships knocked down, FOB Manitowoc, WI 54220, freight prepaid. Freight class 70.**

Specifications and prices are subject to change without prior notice.



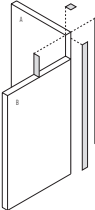
# Tech Preconfigured Intersection Conditions

90° 2-Way



# Tech Preconfigured Intersection Conditions

90° 2-Way

			MODEL NUMBER										
MODEL	A	B	A-B	Basic Model	Trim Color	Fabric Color	Approx. Packaged Weight	Delivered Pricing Fabric Grade 1 & C.O.M.	Delivered Pricing Fabric Grade 2	Delivered Pricing Fabric Grade 3 & Pallas Vertical Fabric Grade PV	Delivered Pricing Pallas Vertical Fabric Grade PV1	Delivered Pricing Pallas Vertical Fabric Grade PV2	Metallic Paint add to list price
  TEF2	<b>90° 2-Way “L” Corner, Two Different Heights</b>			54” 48” 6”	TCPVF90/4854	<input type="checkbox"/>	12.0#	\$ 648	\$ 659	\$ 666	\$ 676	\$ 697	\$ 22
				60” 48” 12”	TCPVF90/4860	<input type="checkbox"/>	11.0#	650	662	668	683	700	22
	<ul style="list-style-type: none"><li>• Upholstered</li><li>• 1-way top cap</li><li>• Two pieces of universal trim (Tech)</li><li>• One piece of universal height change trim</li></ul>			66” 48” 18”	TCPVF90/4866	<input type="checkbox"/>	14.0#	650	662	668	683	700	22
				72” 48” 24”	TCPVF90/4872	<input type="checkbox"/>	16.0#	676	690	699	715	735	22
	<ul style="list-style-type: none"><li>• One half-post (height A)</li><li>• One half-post (height B)</li><li>• Two sets of half post base tile hooks</li><li>• Connecting hardware</li><li>• SX Starlight Silver finish is only offered on flat aluminum trim</li></ul>			78” 48” 30”	TCPVF90/4878	<input type="checkbox"/>	16.0#	705	718	727	739	761	22
				84” 48” 36”	TCPVF90/4884	<input type="checkbox"/>	16.0#	779	788	797	815	836	22
				60” 54” 6”	TCPVF90/5460	<input type="checkbox"/>	11.0#	662	669	678	694	714	22
				66” 54” 12”	TCPVF90/5466	<input type="checkbox"/>	15.0#	662	669	678	694	714	22
				72” 54” 18”	TCPVF90/5472	<input type="checkbox"/>	16.0#	686	697	709	722	740	22
				78” 54” 24”	TCPVF90/5478	<input type="checkbox"/>	16.0#	709	722	731	741	765	22
				84” 54” 30”	TCPVF90/5484	<input type="checkbox"/>	16.0#	785	794	810	823	846	22
				66” 60” 6”	TCPVF90/6066	<input type="checkbox"/>	15.0#	667	676	688	704	725	22
				72” 60” 12”	TCPVF90/6072	<input type="checkbox"/>	16.0#	695	707	718	731	753	22
				78” 60” 18”	TCPVF90/6078	<input type="checkbox"/>	16.0#	715	727	736	751	776	22
				84” 60” 24”	TCPVF90/6084	<input type="checkbox"/>	16.0#	788	803	813	828	852	22
				72” 66” 6”	TCPVF90/6672	<input type="checkbox"/>	16.0#	697	709	720	734	754	22
				78” 66” 12”	TCPVF90/6678	<input type="checkbox"/>	16.0#	716	729	737	753	779	22
				84” 66” 18”	TCPVF90/6684	<input type="checkbox"/>	16.0#	791	807	817	833	858	22
				78” 72” 6”	TCPVF90/7278	<input type="checkbox"/>	16.0#	735	747	755	771	791	22
				84” 72” 12”	TCPVF90/7284	<input type="checkbox"/>	16.0#	804	816	828	844	866	22
				84” 78” 6”	TCPVF90/7884	<input type="checkbox"/>	16.0#	805	817	829	845	869	22
				<b>A</b>	<b>B</b>	<b>C</b>							

## HOW TO ORDER

- Indicate the following information on order form:
1. Quantity of each item.
  2. Model number, including options. See “How To Build a Model Number”.
  3. Any special service required.

Note:

- The ☐ indicates that a choice is required.
- The absence of the ☐ indicates that no choice is required.
- Alpha-numeric characters in place of ☐ indicate that no other alternatives are available.

## HOW TO BUILD A MODEL NUMBER

- A** Select basic model.
- B** Select trim color.  
Refer to the **Product Color Options** page in this price list.  
SX Starlight Silver finish is only offered on flat aluminum trim.
- C** Select fabric color.  
Refer to [ki.com/fabrics](#)

## INFORMATION

**Fabric Disclaimer**  
Fabric will be applied as swatched by the fabric manufacturer. Fabric that is required to be applied differently than is swatched will need a Product Modification Request written specifying the direction the fabric is to be applied.

## SPECIAL SERVICES

### Special Carton Marking

With specially marked information      N/C

**Shipping**  
Ships **knocked down, FOB Manitowoc, WI 54220, freight prepaid.** Freight class 70.

Specifications and prices are subject to change without prior notice.

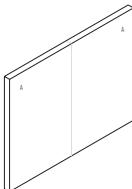
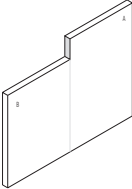
# Tech Preconfigured Intersection Conditions

180° 2-Way



# Tech Preconfigured Intersection Conditions

180° 2-Way

			MODEL NUMBER						Metallic Paint add to list price		
			Basic Model	Trim Color							
MODEL			A	B	A-B	Approx. Packaged Weight	Delivered Pricing				
  TECN	<b>180° 2-Way In-Line Connection, Both Panels Same Height</b> <ul style="list-style-type: none"><li>• Unupholstered</li><li>• One full post</li><li>• Two sets of half post base tile hooks</li></ul>	30"			TFP/30	5.0#	\$	56	N/A		
		36"				TFP/36	5.0#	65	N/A		
		42"				TFP/42	6.0#	67	N/A		
		48"				TFP/48	6.0#	71	N/A		
		54"				TFP/54	7.0#	75	N/A		
		60"				TFP/60	7.0#	83	N/A		
		66"				TFP/66	8.0#	84	N/A		
		72"				TFP/72	9.0#	94	N/A		
		78"				TFP/78	10.0#	97	N/A		
		84"				TFP/84	11.0#	107	N/A		
  TECN	<b>180° 2-Way In-Line Connection, Two Different Heights</b> <ul style="list-style-type: none"><li>• Unupholstered: trim colored</li><li>• One full post</li><li>• In-line height change trim</li><li>• In-line height change bottom cap</li><li>• End-of-run top cap</li><li>• Two sets of half post base tile hooks</li><li>• SX Starlight Silver finish is only offered on flat aluminum trim</li></ul>	36" 30" 6"			TFPV/3036	<input type="checkbox"/> <input type="checkbox"/>	5.0#	\$	94	\$	44
		42" 30" 12"				TFPV/3042	<input type="checkbox"/> <input type="checkbox"/>	6.0#	104	49	
		54" 30" 24"				TFPV/3054	<input type="checkbox"/> <input type="checkbox"/>	7.0#	121	49	
		66" 30" 36"				TFPV/3066	<input type="checkbox"/> <input type="checkbox"/>	8.0#	143	53	
		84" 30" 54"				TFPV/3084	<input type="checkbox"/> <input type="checkbox"/>	11.0#	180	65	
		66" 42" 24"				TFPV/4266	<input type="checkbox"/> <input type="checkbox"/>	8.0#	131	49	
		84" 42" 42"				TFPV/4284	<input type="checkbox"/> <input type="checkbox"/>	11.0#	169	65	
		66" 54" 12"				TFPV/5466	<input type="checkbox"/> <input type="checkbox"/>	8.0#	123	49	
		84" 54" 30"				TFPV/5484	<input type="checkbox"/> <input type="checkbox"/>	11.0#	161	52	
		84" 66" 18"				TFPV/6684	<input type="checkbox"/> <input type="checkbox"/>	10.0#	148	49	

A

B

A

B

## HOW TO ORDER

Indicate the following information on order form:

1. Quantity of each item.
2. Model number, including options. See "How To Build a Model Number".
3. Any special service required.

Note:

- The ☐ indicates that a choice is required.
- The absence of the ☐ indicates that no choice is required.
- Alpha-numeric characters in place of ☐ indicate that no other alternatives are available.

## HOW TO BUILD A MODEL NUMBER

- A** Select basic model.
- B** Select trim color.  
Refer to the **Product Color Options** page in this price list.  
SX Starlight Silver finish is only offered on flat aluminum trim.

## SPECIAL SERVICES

### Special Carton Marking

With specially marked information      N/C

### Shipping

Ships **knocked down, FOB Manitowoc, WI 54220, freight prepaid.** Freight class 70.

Specifications and prices are subject to change without prior notice.

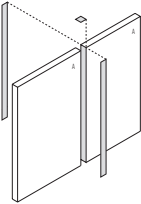
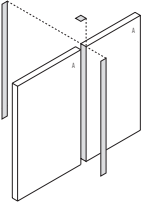
# Tech Preconfigured Intersection Conditions

180° 2-Way



# Tech Preconfigured Intersection Conditions

180° 2-Way

		MODEL NUMBER												
		Basic Model	Trim Color	Fabric Color	Approx. Packaged Weight	Delivered Pricing Unupholstered		Delivered Pricing Fabric Grade 1 & C.O.M.	Delivered Pricing Fabric Grade 2	Delivered Pricing Fabric Grade 3 & Pallas Vertical Fabric Grade PV	Delivered Pricing Pallas Vertical Fabric Grade PV1	Delivered Pricing Pallas Vertical Fabric Grade PV2	Metallic Paint add to list price	
 TECN	<b>180° 2-Way In-Line Spacer, Both Panels Same Height</b> <ul style="list-style-type: none"><li>• Unupholstered: trim colored</li><li>• 180° top cap</li><li>• Two pieces of universal trim (Tech)</li><li>• Two half-posts</li><li>• Two sets of half post base tile hooks</li><li>• Connecting hardware</li><li>• SX Starlight Silver finish is only offered on flat aluminum trim</li></ul>	30"	TSP180/30	<input type="checkbox"/> <input type="checkbox"/>		4.0#	\$ 285						\$ 56	
		36"	TSP180/36	<input type="checkbox"/> <input type="checkbox"/>		4.0#	319						56	
		42"	TSP180/42	<input type="checkbox"/> <input type="checkbox"/>		5.0#	354						57	
		48"	TSP180/48	<input type="checkbox"/> <input type="checkbox"/>		5.0#	387						61	
		54"	TSP180/54	<input type="checkbox"/> <input type="checkbox"/>		6.0#	403						73	
		60"	TSP180/60	<input type="checkbox"/> <input type="checkbox"/>		6.0#	420						77	
		66"	TSP180/66	<input type="checkbox"/> <input type="checkbox"/>		7.0#	434						97	
		72"	TSP180/72	<input type="checkbox"/> <input type="checkbox"/>		7.0#	468						97	
		78"	TSP180/78	<input type="checkbox"/> <input type="checkbox"/>		7.0#	497						102	
		84"	TSP180/84	<input type="checkbox"/> <input type="checkbox"/>		7.0#	534						102	
 TEF2	<b>180° 2-Way In-Line Spacer, Both Panels Same Height</b> <ul style="list-style-type: none"><li>• Upholstered</li><li>• 180° top cap</li><li>• Two pieces of universal trim (Tech)</li><li>• Two half-posts</li><li>• Two sets of half post base tile hooks</li><li>• Connecting hardware</li><li>• SX Starlight Silver finish is only offered on flat aluminum trim</li></ul>	30"	TSPF180/30	<input type="checkbox"/> <input type="checkbox"/>	<input type="checkbox"/> <input type="checkbox"/> <input type="checkbox"/> <input type="checkbox"/>	4.0#	N/A	\$ 381	\$ 387	\$ 394	\$ 402	\$ 414	\$ 22	
		36"	TSPF180/36	<input type="checkbox"/> <input type="checkbox"/>	<input type="checkbox"/> <input type="checkbox"/> <input type="checkbox"/> <input type="checkbox"/>	4.0#	N/A	461	468	473	483	497	22	
		42"	TSPF180/42	<input type="checkbox"/> <input type="checkbox"/>	<input type="checkbox"/> <input type="checkbox"/> <input type="checkbox"/> <input type="checkbox"/>	5.0#	N/A	483	490	496	502	522	22	
		48"	TSPF180/48	<input type="checkbox"/> <input type="checkbox"/>	<input type="checkbox"/> <input type="checkbox"/> <input type="checkbox"/> <input type="checkbox"/>	5.0#	N/A	532	541	547	559	575	22	
		54"	TSPF180/54	<input type="checkbox"/> <input type="checkbox"/>	<input type="checkbox"/> <input type="checkbox"/> <input type="checkbox"/> <input type="checkbox"/>	6.0#	N/A	538	549	549	563	581	22	
		60"	TSPF180/60	<input type="checkbox"/> <input type="checkbox"/>	<input type="checkbox"/> <input type="checkbox"/> <input type="checkbox"/> <input type="checkbox"/>	6.0#	N/A	547	557	562	575	589	22	
		66"	TSPF180/66	<input type="checkbox"/> <input type="checkbox"/>	<input type="checkbox"/> <input type="checkbox"/> <input type="checkbox"/> <input type="checkbox"/>	7.0#	N/A	565	579	583	595	608	22	
		72"	TSPF180/72	<input type="checkbox"/> <input type="checkbox"/>	<input type="checkbox"/> <input type="checkbox"/> <input type="checkbox"/> <input type="checkbox"/>	7.0#	N/A	660	669	674	692	713	22	
		78"	TSPF180/78	<input type="checkbox"/> <input type="checkbox"/>	<input type="checkbox"/> <input type="checkbox"/> <input type="checkbox"/> <input type="checkbox"/>	7.0#	N/A	663	672	683	695	716	22	
		84"	TSPF180/84	<input type="checkbox"/> <input type="checkbox"/>	<input type="checkbox"/> <input type="checkbox"/> <input type="checkbox"/> <input type="checkbox"/>	7.0#	N/A	664	674	685	697	716	22	

A

B

C

## HOW TO ORDER

- Indicate the following information on order form:
1. Quantity of each item.
  2. Model number, including options. See "How To Build a Model Number".
  3. Any special service required.

Note: • The ☐ indicates that a choice is required.

- The absence of the ☐ indicates that no choice is required.
- Alpha-numeric characters in place of ☐ indicate that no other alternatives are available.

## HOW TO BUILD A MODEL NUMBER

- A**Select basic model.
- B**Select trim color.  
Refer to the **Product Color Options** page in this price list.  
SX Starlight Silver finish is only offered on flat aluminum trim.
- C**Select fabric color.  
Refer to [ki.com/fabrics](https://www.ki.com/fabrics)

## INFORMATION

**Fabric Disclaimer**  
Fabric will be applied as swatched by the fabric manufacturer. Fabric that is required to be applied differently than is swatched will need a Product Modification Request written specifying the direction the fabric is to be applied.

## SPECIAL SERVICES

### Special Carton Marking

With specially marked information N/C

**Shipping**  
Ships **knocked down, FOB Manitowoc, WI 54220, freight prepaid.** Freight class 70.

Specifications and prices are subject to change without prior notice.

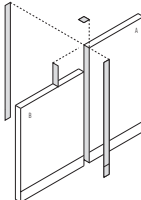
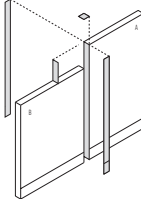
# Tech Preconfigured Intersection Conditions

180° 2-Way



# Tech Preconfigured Intersection Conditions

180° 2-Way

				MODEL NUMBER												
				Basic Model	Trim Color	Fabric Color	Approx. Packaged Weight	Delivered Pricing Unupholstered	Delivered Pricing Fabric Grade 1 & C.O.M.	Delivered Pricing Fabric Grade 2	Delivered Pricing Fabric Grade 3 & Pallas Vertical Fabric Grade PV	Delivered Pricing Pallas Vertical Fabric Grade PV1	Delivered Pricing Pallas Vertical Fabric Grade PV2	Metallic Paint add to list price		
MODEL				A	B	A-B										
	TECN	<b>180° 2-Way In-Line Spacer, Two Different Heights</b> <ul style="list-style-type: none"><li>• Unupholstered: trim colored</li><li>• Dead end top cap</li><li>• Two pieces of universal trim (Tech)</li><li>• One piece of universal height change trim</li><li>• One half-post (height A)</li><li>• One half-post (height B)</li><li>• Two sets of half post base tile hooks</li><li>• Connecting hardware</li><li>• SX Starlight Silver finish is only offered on flat aluminum trim</li></ul>	36" 30" 6"	TPV180/3036	<input type="checkbox"/>		9.0#	\$ 274						\$ 49		
			42" 30" 12"	TPV180/3042	<input type="checkbox"/>		9.0#	282							65	
			54" 30" 24"	TPV180/3054	<input type="checkbox"/>		11.0#	360							48	
			66" 30" 36"	TPV180/3066	<input type="checkbox"/>		13.0#	434							65	
			84" 30" 54"	TPV180/3084	<input type="checkbox"/>		16.0#	466							49	
			66" 42" 24"	TPV180/4266	<input type="checkbox"/>		14.0#	373							48	
			84" 42" 42"	TPV180/4284	<input type="checkbox"/>		17.0#	458							65	
			66" 54" 12"	TPV180/5466	<input type="checkbox"/>		15.0#	345							65	
			84" 54" 30"	TPV180/5484	<input type="checkbox"/>		18.0#	430							48	
			84" 66" 18"	TPV180/6684	<input type="checkbox"/>		19.0#	427							65	
	TEF2	<b>180° 2-Way In-Line Spacer, Two Different Heights</b> <ul style="list-style-type: none"><li>• Upholstered</li><li>• Dead end top cap</li><li>• Two pieces of universal trim (Tech)</li><li>• One piece of universal height change trim</li><li>• One half-post (height A)</li><li>• One half-post (height B)</li><li>• Two sets of half post base tile hooks</li><li>• Connecting hardware</li><li>• SX Starlight Silver finish is only offered on flat aluminum trim</li></ul>	36" 30" 6"	TSPVF180/3036	<input type="checkbox"/>	<input type="checkbox"/>	9.0#	N/A	\$ 603	\$ 609	\$ 614	\$ 618	\$ 632	\$ 22		
			42" 30" 12"	TSPVF180/3042	<input type="checkbox"/>	<input type="checkbox"/>	9.0#	N/A	597	606	609	619	634		22	
			54" 30" 24"	TSPVF180/3054	<input type="checkbox"/>	<input type="checkbox"/>	11.0#	N/A	714	725	729	740	756		22	
			66" 30" 36"	TSPVF180/3066	<input type="checkbox"/>	<input type="checkbox"/>	13.0#	N/A	747	756	764	780	791		22	
			84" 30" 54"	TSPVF180/3084	<input type="checkbox"/>	<input type="checkbox"/>	16.0#	N/A	878	896	902	914	937		22	
			66" 42" 24"	TSPVF180/4266	<input type="checkbox"/>	<input type="checkbox"/>	14.0#	N/A	770	784	789	803	817		22	
			84" 42" 42"	TSPVF180/4284	<input type="checkbox"/>	<input type="checkbox"/>	17.0#	N/A	898	908	917	932	955		22	
			66" 54" 12"	TSPVF180/5466	<input type="checkbox"/>	<input type="checkbox"/>	15.0#	N/A	729	739	744	756	776		22	
			84" 54" 30"	TSPVF180/5484	<input type="checkbox"/>	<input type="checkbox"/>	18.0#	N/A	844	858	862	877	899		22	
			84" 66" 18"	TSPVF180/6684	<input type="checkbox"/>	<input type="checkbox"/>	19.0#	N/A	836	852	859	870	896		22	

A

B

C

## HOW TO ORDER

- Indicate the following information on order form:
1. Quantity of each item.
  2. Model number, including options. See "How To Build a Model Number".
  3. Any special service required.

Note: • The ☐ indicates that a choice is required.

- The absence of the ☐ indicates that no choice is required.
- Alpha-numeric characters in place of ☐ indicate that no other alternatives are available.

## HOW TO BUILD A MODEL NUMBER

- A** Select basic model.
- B** Select trim color.  
Refer to the **Product Color Options** page in this price list.  
SX Starlight Silver finish is only offered on flat aluminum trim.
- C** Select fabric color.  
Refer to [ki.com/fabrics](https://www.ki.com/fabrics)

## INFORMATION

**Fabric Disclaimer**  
Fabric will be applied as swatched by the fabric manufacturer. Fabric that is required to be applied differently than is swatched will need a Product Modification Request written specifying the direction the fabric is to be applied.

## SPECIAL SERVICES

### Special Carton Marking

With specially marked information      N/C

**Shipping**  
Ships **knocked down, FOB Manitowoc, WI 54220, freight prepaid.** Freight class 70.

Specifications and prices are subject to change without prior notice.

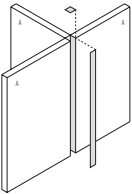
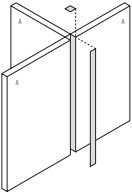
# Tech Preconfigured Intersection Conditions

3-Way



# Tech Preconfigured Intersection Conditions

3-Way

		MODEL NUMBER			Approx. Packaged Weight		Delivered Pricing	Delivered Pricing Fabric Grade 1 & C.O.M.	Delivered Pricing Fabric Grade 2	Delivered Pricing Fabric Grade 3 & Pallas Vertical Fabric Grade PV	Delivered Pricing Pallas Vertical Fabric Grade PV1	Delivered Pricing Pallas Vertical Fabric Grade PV2	Metallic Paint add to list price
		Basic Model	Trim Color	Fabric Color									
MODEL	H												
 TECN	<b>3-Way “T” Intersection w/3-Way Cap, All Panels Same Height</b>	30”	TTP3W/30	<input type="checkbox"/> <input type="checkbox"/>		10.0#	\$ 291						\$ 42
		36”	TTP3W/36	<input type="checkbox"/> <input type="checkbox"/>		11.0#	323						48
		42”	TTP3W/42	<input type="checkbox"/> <input type="checkbox"/>		12.0#	360						52
		48”	TTP3W/48	<input type="checkbox"/> <input type="checkbox"/>		14.0#	397						56
		54”	TTP3W/54	<input type="checkbox"/> <input type="checkbox"/>		15.0#	414						57
		60”	TTP3W/60	<input type="checkbox"/> <input type="checkbox"/>		17.0#	426						61
		66”	TTP3W/66	<input type="checkbox"/> <input type="checkbox"/>		18.0#	441						64
		72”	TTP3W/72	<input type="checkbox"/> <input type="checkbox"/>		18.0#	474						67
		78”	TTP3W/78	<input type="checkbox"/> <input type="checkbox"/>		18.0#	502						69
		84”	TTP3W/84	<input type="checkbox"/> <input type="checkbox"/>		18.0#	538						78
 TEF1	<b>3-Way “T” Intersection w/3-Way Cap, All Panels Same Height</b>	30”	TTPF3W/30	<input type="checkbox"/> <input type="checkbox"/>	<input type="checkbox"/> <input type="checkbox"/> <input type="checkbox"/> <input type="checkbox"/>	9.0#	N/A	\$ 382	\$ 391	\$ 394	\$ 404	\$ 415	\$ 22
		36”	TTPF3W/36	<input type="checkbox"/> <input type="checkbox"/>	<input type="checkbox"/> <input type="checkbox"/> <input type="checkbox"/> <input type="checkbox"/>	9.0#	N/A	417	425	427	434	442	22
		42”	TTPF3W/42	<input type="checkbox"/> <input type="checkbox"/>	<input type="checkbox"/> <input type="checkbox"/> <input type="checkbox"/> <input type="checkbox"/>	12.0#	N/A	456	465	467	478	490	22
		48”	TTPF3W/48	<input type="checkbox"/> <input type="checkbox"/>	<input type="checkbox"/> <input type="checkbox"/> <input type="checkbox"/> <input type="checkbox"/>	12.0#	N/A	497	503	509	523	535	22
		54”	TTPF3W/54	<input type="checkbox"/> <input type="checkbox"/>	<input type="checkbox"/> <input type="checkbox"/> <input type="checkbox"/> <input type="checkbox"/>	15.0#	N/A	516	525	528	541	555	22
		60”	TTPF3W/60	<input type="checkbox"/> <input type="checkbox"/>	<input type="checkbox"/> <input type="checkbox"/> <input type="checkbox"/> <input type="checkbox"/>	15.0#	N/A	528	537	541	552	568	22
		66”	TTPF3W/66	<input type="checkbox"/> <input type="checkbox"/>	<input type="checkbox"/> <input type="checkbox"/> <input type="checkbox"/> <input type="checkbox"/>	18.0#	N/A	551	562	565	581	597	22
		72”	TTPF3W/72	<input type="checkbox"/> <input type="checkbox"/>	<input type="checkbox"/> <input type="checkbox"/> <input type="checkbox"/> <input type="checkbox"/>	18.0#	N/A	595	606	608	619	639	22
		78”	TTPF3W/78	<input type="checkbox"/> <input type="checkbox"/>	<input type="checkbox"/> <input type="checkbox"/> <input type="checkbox"/> <input type="checkbox"/>	18.0#	N/A	615	624	634	648	663	22
		84”	TTPF3W/84	<input type="checkbox"/> <input type="checkbox"/>	<input type="checkbox"/> <input type="checkbox"/> <input type="checkbox"/> <input type="checkbox"/>	18.0#	N/A	699	714	720	735	755	22
			<b>A</b>	<b>B</b>	<b>C</b>								

## HOW TO ORDER

- Indicate the following information on order form:
- Quantity of each item.
  - Model number, including options. See “How To Build a Model Number”.
  - Any special service required.

Note:

- The ☐ indicates that a choice is required.
- The absence of the ☐ indicates that no choice is required.
- Alpha-numeric characters in place of ☐ indicate that no other alternatives are available.

## HOW TO BUILD A MODEL NUMBER

- A**Select basic model.
- B**Select trim color.  
Refer to the **Product Color Options** page in this price list.  
SX Starlight Silver finish is only offered on flat aluminum trim.
- C**Select fabric color.  
Refer to [ki.com/fabrics](#)

## INFORMATION

**Fabric Disclaimer**  
Fabric will be applied as swatched by the fabric manufacturer. Fabric that is required to be applied differently than is swatched will need a Product Modification Request written specifying the direction the fabric is to be applied.

## SPECIAL SERVICES

### Special Carton Marking

With specially marked information N/C

**Shipping**  
Ships **knocked down, FOB Manitowoc, WI 54220, freight prepaid.** Freight class 70.

Specifications and prices are subject to change without prior notice.

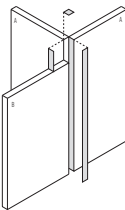
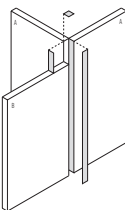
# Tech Preconfigured Intersection Conditions

3-Way



# Tech Preconfigured Intersection Conditions

3-Way

				MODEL NUMBER														
MODEL				A	B	A-B	Basic Model	Trim Color	Fabric Color	Approx. Packaged Weight	Delivered Pricing Unupholstered	Delivered Pricing Fabric Grade 1 & C.O.M.	Delivered Pricing Fabric Grade 2	Delivered Pricing Fabric Grade 3 & Pallas Vertical Fabric Grade PV	Delivered Pricing Pallas Vertical Fabric Grade PV1	Delivered Pricing Pallas Vertical Fabric Grade PV2	Metallic Paint add to list price	
	<b>3-Way “T” Intersection w/90° Top Cap, Two Different Heights</b> <ul style="list-style-type: none"><li>• Unupholstered: trim colored</li><li>• 90° top cap</li><li>• One piece of universal trim (Tech)</li><li>• One piece of universal height change trim</li><li>• Light block</li><li>• Two half-posts (height A)</li><li>• One half-post (height B)</li><li>• Three sets of half post base tile hooks</li><li>• Connecting hardware</li><li>• SX Starlight Silver finish is only offered on flat aluminum trim</li></ul>			36” 30” 6”	TTPV90/3036	<input type="checkbox"/>			15.0#	\$ 379							\$ 65	
				42” 30” 12”	TTPV90/3042	<input type="checkbox"/>			11.0#	394								
				54” 30” 24”	TTPV90/3054	<input type="checkbox"/>			14.0#	500								
				66” 30” 36”	TTPV90/3066	<input type="checkbox"/>			17.0#	523								
				84” 30” 54”	TTPV90/3084	<input type="checkbox"/>			21.0#	642								
				66” 42” 24”	TTPV90/4266	<input type="checkbox"/>			18.0#	543								
				84” 42” 42”	TTPV90/4284	<input type="checkbox"/>			22.0#	664								
				66” 54” 12”	TTPV90/5466	<input type="checkbox"/>			18.0#	492								
				84” 54” 30”	TTPV90/5484	<input type="checkbox"/>			22.0#	609								
				84” 66” 18”	TTPV90/6684	<input type="checkbox"/>			23.0#	607								
	<b>3-Way “T” Intersection w/90° Top Cap, Two Different Heights</b> <ul style="list-style-type: none"><li>• Upholstered</li><li>• 90° top cap</li><li>• One piece of universal trim (Tech)</li><li>• One piece of universal height change trim</li><li>• Light block</li><li>• Two half-posts (height A)</li><li>• One half-post (height B)</li><li>• Three sets of half post base tile hooks</li><li>• Connecting hardware</li><li>• SX Starlight Silver finish is only offered on flat aluminum trim</li></ul>			36” 30” 6”	TTPVF90/3036	<input type="checkbox"/>	<input type="checkbox"/>	<input type="checkbox"/>	15.0#	N/A	\$ 542	\$ 549	\$ 552	\$ 562	\$ 575	\$ 22		
				42” 30” 12”	TTPVF90/3042	<input type="checkbox"/>	<input type="checkbox"/>	<input type="checkbox"/>	11.0#	N/A	538	549	552	562	577	22		
				54” 30” 24”	TTPVF90/3054	<input type="checkbox"/>	<input type="checkbox"/>	<input type="checkbox"/>	14.0#	N/A	656	662	666	674	694	22		
				66” 30” 36”	TTPVF90/3066	<input type="checkbox"/>	<input type="checkbox"/>	<input type="checkbox"/>	17.0#	N/A	685	695	700	714	729	22		
				84” 30” 54”	TTPVF90/3084	<input type="checkbox"/>	<input type="checkbox"/>	<input type="checkbox"/>	21.0#	N/A	807	819	828	837	859	22		
				66” 42” 24”	TTPVF90/4266	<input type="checkbox"/>	<input type="checkbox"/>	<input type="checkbox"/>	18.0#	N/A	707	718	725	735	751	22		
				84” 42” 43”	TTPVF90/4284	<input type="checkbox"/>	<input type="checkbox"/>	<input type="checkbox"/>	22.0#	N/A	815	824	834	846	864	22		
				66” 54” 12”	TTPVF90/5466	<input type="checkbox"/>	<input type="checkbox"/>	<input type="checkbox"/>	18.0#	N/A	649	660	664	672	690	22		
				84” 54” 30”	TTPVF90/5484	<input type="checkbox"/>	<input type="checkbox"/>	<input type="checkbox"/>	22.0#	N/A	776	787	791	807	824	22		
				84” 66” 18”	TTPVF90/6684	<input type="checkbox"/>	<input type="checkbox"/>	<input type="checkbox"/>	23.0#	N/A	1309	1320	1328	1342	1358	22		

A

B

C

## HOW TO ORDER

- Indicate the following information on order form:
- Quantity of each item.
  - Model number, including options. See “How To Build a Model Number”.
  - Any special service required.

Note: • The ☐ indicates that a choice is required.

- The absence of the ☐ indicates that no choice is required.
- Alpha-numeric characters in place of ☐ indicate that no other alternatives are available.

## HOW TO BUILD A MODEL NUMBER

- A**Select basic model.
- B**Select trim color.  
Refer to the **Product Color Options** page in this price list.  
SX Starlight Silver finish is only offered on flat aluminum trim.
- C**Select fabric color.  
Refer to [ki.com/fabrics](#)

## INFORMATION

**Fabric Disclaimer**  
Fabric will be applied as swatched by the fabric manufacturer. Fabric that is required to be applied differently than is swatched will need a Product Modification Request written specifying the direction the fabric is to be applied.

## SPECIAL SERVICES

### Special Carton Marking

With specially marked information N/C

**Shipping**  
Ships **knocked down, FOB Manitowoc, WI 54220, freight prepaid.** Freight class 70.

Specifications and prices are subject to change without prior notice.

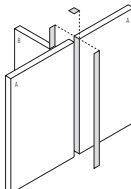
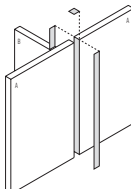
# Tech Preconfigured Intersection Conditions

3-Way



# Tech Preconfigured Intersection Conditions

3-Way

			MODEL NUMBER												
			Basic Model	Trim Color	Fabric Color	Approx. Packaged Weight	Delivered Pricing Unupholstered	Delivered Pricing Fabric Grade 1 & C.O.M.	Delivered Pricing Fabric Grade 2	Delivered Pricing Fabric Grade 3 & Pallas Vertical Fabric Grade PV	Delivered Pricing Pallas Vertical Fabric Grade PV1	Delivered Pricing Pallas Vertical Fabric Grade PV2	Metallic Paint add to list price		
 TECN	<b>3-Way “T” Intersection w/180° Top Cap, Two Different Heights</b> <ul style="list-style-type: none"><li>• Unupholstered: trim colored</li><li>• 180° top cap</li><li>• One piece of universal trim (Tech)</li><li>• One piece of universal height change trim</li><li>• Light block</li><li>• Two half-posts (height A)</li><li>• One half-post (height B)</li><li>• Three sets of half post base tile hooks</li><li>• Connecting hardware</li><li>• SX Starlight Silver finish is only offered on flat aluminum trim</li></ul>	36” 30” 6”	TTPV180/3036	<input type="checkbox"/> <input type="checkbox"/>		10.0#	\$ 379							\$ 80	
		42” 30” 12”	TTPV180/3042	<input type="checkbox"/> <input type="checkbox"/>		10.0#	397							102	
		54” 30” 24”	TTPV180/3054	<input type="checkbox"/> <input type="checkbox"/>		12.0#	502							90	
		66” 30” 36”	TTPV180/3066	<input type="checkbox"/> <input type="checkbox"/>		14.0#	532							107	
		84” 30” 54”	TTPV180/3084	<input type="checkbox"/> <input type="checkbox"/>		16.0#	648							95	
		66” 42” 24”	TTPV180/4266	<input type="checkbox"/> <input type="checkbox"/>		16.0#	557							93	
		84” 42” 42”	TTPV180/4284	<input type="checkbox"/> <input type="checkbox"/>		18.0#	667							108	
		66” 54” 12”	TTPV180/5466	<input type="checkbox"/> <input type="checkbox"/>		17.0#	501							107	
		84” 54” 30”	TTPV180/5484	<input type="checkbox"/> <input type="checkbox"/>		19.0#	615							94	
		84” 66” 18”	TTPV180/6684	<input type="checkbox"/> <input type="checkbox"/>		22.0#	609							108	
 TEF2	<b>3-Way “T” Intersection w/180° Top Cap, Two Different Heights</b> <ul style="list-style-type: none"><li>• Upholstered</li><li>• 180° top cap</li><li>• One piece of fabric-wrapped universal trim (Tech)</li><li>• One piece of fabric-wrapped universal height change trim</li><li>• Light block</li><li>• Two half-posts (height A)</li><li>• One half-post (height B)</li><li>• Three sets of half post base tile hooks</li><li>• Connecting hardware</li><li>• SX Starlight Silver finish is only offered on flat aluminum trim</li></ul>	36” 30” 6”	TTPVF180/3036	<input type="checkbox"/> <input type="checkbox"/>	<input type="checkbox"/> <input type="checkbox"/> <input type="checkbox"/> <input type="checkbox"/>	10.0#	N/A	\$ 547	\$ 557	\$ 561	\$ 575	\$ 589	\$ 22		
		42” 30” 12”	TTPVF180/3042	<input type="checkbox"/> <input type="checkbox"/>	<input type="checkbox"/> <input type="checkbox"/> <input type="checkbox"/> <input type="checkbox"/>	10.0#	N/A	542	552	559	569	588		22	
		54” 30” 24”	TTPVF180/3054	<input type="checkbox"/> <input type="checkbox"/>	<input type="checkbox"/> <input type="checkbox"/> <input type="checkbox"/> <input type="checkbox"/>	12.0#	N/A	659	668	674	690	709		22	
		66” 30” 36”	TTPVF180/3066	<input type="checkbox"/> <input type="checkbox"/>	<input type="checkbox"/> <input type="checkbox"/> <input type="checkbox"/> <input type="checkbox"/>	14.0#	N/A	688	700	713	725	741		22	
		84” 30” 54”	TTPVF180/3084	<input type="checkbox"/> <input type="checkbox"/>	<input type="checkbox"/> <input type="checkbox"/> <input type="checkbox"/> <input type="checkbox"/>	16.0#	N/A	811	828	835	852	874		22	
		66” 42” 24”	TTPVF180/4266	<input type="checkbox"/> <input type="checkbox"/>	<input type="checkbox"/> <input type="checkbox"/> <input type="checkbox"/> <input type="checkbox"/>	16.0#	N/A	713	726	734	747	770		22	
		84” 42” 42”	TTPVF180/4284	<input type="checkbox"/> <input type="checkbox"/>	<input type="checkbox"/> <input type="checkbox"/> <input type="checkbox"/> <input type="checkbox"/>	18.0#	N/A	829	845	856	870	897		22	
		66” 54” 12”	TTPVF180/5466	<input type="checkbox"/> <input type="checkbox"/>	<input type="checkbox"/> <input type="checkbox"/> <input type="checkbox"/> <input type="checkbox"/>	17.0#	N/A	657	664	670	685	705		22	
		84” 54” 30”	TTPVF180/5484	<input type="checkbox"/> <input type="checkbox"/>	<input type="checkbox"/> <input type="checkbox"/> <input type="checkbox"/> <input type="checkbox"/>	19.0#	N/A	780	790	803	816	837		22	
		84” 66” 18”	TTPVF180/6684	<input type="checkbox"/> <input type="checkbox"/>	<input type="checkbox"/> <input type="checkbox"/> <input type="checkbox"/> <input type="checkbox"/>	22.0#	N/A	1314	1341	1353	1380	1417		22	
			<b>A</b>	<b>B</b>	<b>C</b>										

## HOW TO ORDER

Indicate the following information on order form:

1. Quantity of each item.
2. Model number, including options. See “How To Build a Model Number”.
3. Any special service required.

Note:

- The ☐ indicates that a choice is required.
- The absence of the ☐ indicates that no choice is required.
- Alpha-numeric characters in place of ☐ indicate that no other alternatives are available.

## HOW TO BUILD A MODEL NUMBER

- A**Select basic model.
- B**Select trim color.  
Refer to the **Product Color Options** page in this price list.  
SX Starlight Silver finish is only offered on flat aluminum trim.
- C**Select fabric color.  
Refer to [ki.com/fabrics](https://www.ki.com/fabrics)

## INFORMATION

**Fabric Disclaimer**  
Fabric will be applied as swatched by the fabric manufacturer. Fabric that is required to be applied differently than is swatched will need a Product Modification Request written specifying the direction the fabric is to be applied.

## SPECIAL SERVICES

### Special Carton Marking

With specially marked information      N/C

**Shipping**  
Ships **knocked down, FOB Manitowoc, WI 54220, freight prepaid.** Freight class 70.

Specifications and prices are subject to change without prior notice.



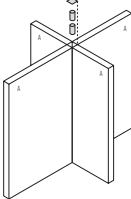
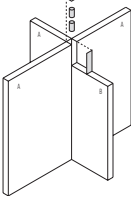
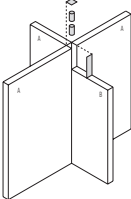
# Tech Preconfigured Intersection Conditions

4-Way



# Tech Preconfigured Intersection Conditions

4-Way

				MODEL NUMBER																		
MODEL				A	B	A-B	Basic Model	Assembly	Trim Color	Fabric Color	Approx. Packaged Weight	Delivered Pricing Unupholstered	Delivered Pricing Fabric Grade 1 & C.O.M.	Delivered Pricing Fabric Grade 2	Delivered Pricing Fabric Grade 3 & Pallas Vertical Fabric Grade PV	Delivered Pricing Pallas Vertical Fabric Grade PV1	Delivered Pricing Pallas Vertical Fabric Grade PV2	Metallic Paint add to list price				
 TECN	<b>4-Way “X” Intersection with 4-Way Top Cap, All Panels Same Height</b> <ul style="list-style-type: none"><li>• Unupholstered: trim colored</li><li>• 4-way top cap</li><li>• Light block</li><li>• Four half-posts (height A)</li><li>• Four sets of half post base tile hooks</li><li>• Connecting hardware</li><li>• SX Starlight Silver finish is only offered on flat aluminum trim</li></ul>			30”	TXP4W/30	<input type="checkbox"/>	<input type="checkbox"/>			10.0#	\$ 315							N/A				
				36”	TXP4W/36	<input type="checkbox"/>	<input type="checkbox"/>		10.0#	329				N/A								
				42”	TXP4W/42	<input type="checkbox"/>	<input type="checkbox"/>		14.0#	369				N/A								
				48”	TXP4W/48	<input type="checkbox"/>	<input type="checkbox"/>		14.0#	406				N/A								
				54”	TXP4W/54	<input type="checkbox"/>	<input type="checkbox"/>		19.0#	424				N/A								
				60”	TXP4W/60	<input type="checkbox"/>	<input type="checkbox"/>		19.0#	438				N/A								
				66”	TXP4W/66	<input type="checkbox"/>	<input type="checkbox"/>		23.0#	436				N/A								
				72”	TXP4W/72	<input type="checkbox"/>	<input type="checkbox"/>		23.0#	502				N/A								
				78”	TXP4W/78	<input type="checkbox"/>	<input type="checkbox"/>		23.0#	522				N/A								
				84”	TXP4W/84	<input type="checkbox"/>	<input type="checkbox"/>		30.0#	525				N/A								
 TECN	<b>4-Way “X” Intersection with 3-Way Top Cap, Two Different Heights</b> <ul style="list-style-type: none"><li>• Unupholstered</li><li>• 3-way top cap</li><li>• One piece of universal height change trim</li><li>• Light block</li><li>• Three half-posts (height A)</li><li>• One half-post (height B)</li><li>• Four sets of half post base tile hooks</li><li>• Connecting hardware</li><li>• SX Starlight Silver finish is only offered on flat aluminum trim</li></ul>			36” 30” 6”	TXPV3W/3036		<input type="checkbox"/>			18.0#	\$ 387						\$ 34					
				42” 30” 12”	TXPV3W/3042		<input type="checkbox"/>			14.0#	417				36							
				54” 30” 24”	TXPV3W/3054		<input type="checkbox"/>			17.0#	522				36							
				66” 30” 36”	TXPV3W/3066		<input type="checkbox"/>			20.0#	549				40							
				84” 30” 54”	TXPV3W/3084		<input type="checkbox"/>			26.0#	662				41							
				66” 42” 36”	TXPV3W/4266		<input type="checkbox"/>			21.0#	575				36							
				84” 42” 42”	TXPV3W/4284		<input type="checkbox"/>			27.0#	678				48							
				66” 54” 12”	TXPV3W/5466		<input type="checkbox"/>			22.0#	519				39							
				84” 54” 30”	TXPV3W/5484		<input type="checkbox"/>			28.0#	629				40							
				84” 66” 18”	TXPV3W/6684		<input type="checkbox"/>			29.0#	624				39							
				 TEF2	<b>4-Way “X” Intersection with 3-Way Top Cap, Two Different Heights</b> <ul style="list-style-type: none"><li>• Upholstered</li><li>• 3-way top cap</li><li>• One piece of universal height change trim</li><li>• Light block</li><li>• Three half-posts (height A)</li><li>• One half-post (height B)</li><li>• Four sets of half post base tile hooks</li><li>• Connecting hardware</li><li>• SX Starlight Silver finish is only offered on flat aluminum trim</li></ul>			36” 30” 6”	TXPVF3W/3036		<input type="checkbox"/>	<input type="checkbox"/>	<input type="checkbox"/>	<input type="checkbox"/>	18.0#	N/A	\$ 487	\$ 498	\$ 502	\$ 516	\$ 528	\$ 22
								42” 30” 12”	TXPVF3W/3042		<input type="checkbox"/>	<input type="checkbox"/>	<input type="checkbox"/>	<input type="checkbox"/>	14.0#	N/A	490	500	502	516	529	22
54” 30” 24”	TXPVF3W/3054		<input type="checkbox"/>					<input type="checkbox"/>	<input type="checkbox"/>	<input type="checkbox"/>	17.0#	N/A	601	609	616	629	649	22				
66” 30” 36”	TXPVF3W/3066		<input type="checkbox"/>					<input type="checkbox"/>	<input type="checkbox"/>	<input type="checkbox"/>	20.0#	N/A	629	640	650	662	676	22				
84” 30” 54”	TXPVF3W/3084		<input type="checkbox"/>					<input type="checkbox"/>	<input type="checkbox"/>	<input type="checkbox"/>	26.0#	N/A	740	755	765	781	804	22				
66” 42” 24”	TXPVF3W/4266		<input type="checkbox"/>					<input type="checkbox"/>	<input type="checkbox"/>	<input type="checkbox"/>	21.0#	N/A	656	664	669	685	704	22				
84” 42” 42”	TXPVF3W/4284		<input type="checkbox"/>					<input type="checkbox"/>	<input type="checkbox"/>	<input type="checkbox"/>	27.0#	N/A	764	781	788	804	824	22				
66” 54” 12”	TXPVF3W/5466		<input type="checkbox"/>					<input type="checkbox"/>	<input type="checkbox"/>	<input type="checkbox"/>	22.0#	N/A	595	606	609	620	640	22				
84” 54” 30”	TXPVF3W/5484		<input type="checkbox"/>					<input type="checkbox"/>	<input type="checkbox"/>	<input type="checkbox"/>	28.0#	N/A	709	722	731	741	765	22				
84” 66” 18”	TXPVF3W/6684		<input type="checkbox"/>					<input type="checkbox"/>	<input type="checkbox"/>	<input type="checkbox"/>	29.0#	N/A	704	716	726	737	760	22				
				<b>A</b>				<b>B</b>	<b>C</b>	<b>D</b>												

## HOW TO ORDER

- Indicate the following information on order form:
1. Quantity of each item.
  2. Model number, including options. See “How To Build a Model Number”.
  3. Any special service required.

Note: • The ☐ indicates that a choice is required.

- The absence of the ☐ indicates that no choice is required.
- Alpha-numeric characters in place of ☐ indicate that no other alternatives are available.

## HOW TO BUILD A MODEL NUMBER

- A**Select basic model.
- B**Select assembly.
- |          |                              |
|----------|------------------------------|
| <b>F</b> | - Fully Assembled; add \$124 |
| <b>U</b> | - Unassembled                |
- C**Select trim color.
- Refer to the **Product Color Options** page in this price list.
- SX Starlight Silver finish is only offered on flat aluminum trim.
- D**Select fabric color.
- Refer to [ki.com/fabrics](https://www.ki.com/fabrics)

## INFORMATION

**Fabric Disclaimer**

Fabric will be applied as swatched by the fabric manufacturer. Fabric that is required to be applied differently than is swatched will need a Product Modification Request written specifying the direction the fabric is to be applied.

## SPECIAL SERVICES

### Special Carton Marking

With specially marked information      N/C

**Shipping**

Ships **knocked down, FOB Manitowoc, WI 54220, freight prepaid.** Freight class 70.

Specifications and prices are subject to change without prior notice.



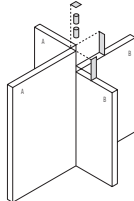
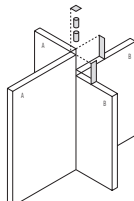
# Tech Preconfigured Intersection Conditions

4-Way



# Tech Preconfigured Intersection Conditions

4-Way

			MODEL NUMBER												
			Basic Model	Trim Color	Fabric Color	Approx. Packaged Weight	Delivered Pricing Unupholstered	Delivered Pricing Fabric Grade 1 & C.O.M.	Delivered Pricing Fabric Grade 2	Delivered Pricing Fabric Grade 3 & Pallas Vertical Fabric Grade PV	Delivered Pricing Pallas Vertical Fabric Grade PV1	Delivered Pricing Pallas Vertical Fabric Grade PV2	Metallic Paint add to list price		
MODEL			A	B	A-B										
	TECN	<b>4-Way “X” Intersection with 90° Top Cap, Two Different Heights</b> <ul style="list-style-type: none"><li>• Unupholstered: trim colored</li><li>• 90° top cap</li><li>• Two pieces of universal height change trim</li><li>• Light block</li><li>• Two half-posts (height B)</li><li>• Two half-posts (height A)</li><li>• Three sets of half post base tile hooks</li><li>• Connecting hardware</li><li>• SX Starlight Silver finish is only offered on flat aluminum trim</li></ul>	36” 30” 6”	TXPV90/3036	<input type="checkbox"/> <input type="checkbox"/>		17.0#	\$ 387					\$ 48		
			42” 30” 12”	TXPV90/3042	<input type="checkbox"/> <input type="checkbox"/>		13.0#	425						52	
			54” 30” 24”	TXPV90/3054	<input type="checkbox"/> <input type="checkbox"/>		16.0#	526						52	
			66” 30” 36”	TXPV90/3066	<input type="checkbox"/> <input type="checkbox"/>		19.0#	615						57	
			84” 30” 54”	TXPV90/3084	<input type="checkbox"/> <input type="checkbox"/>		23.0#	669						80	
			66” 42” 24”	TXPV90/4266	<input type="checkbox"/> <input type="checkbox"/>		20.0#	579						53	
			84” 42” 42”	TXPV90/4284	<input type="checkbox"/> <input type="checkbox"/>		24.0#	685						79	
			66” 54” 12”	TXPV90/5466	<input type="checkbox"/> <input type="checkbox"/>		21.0#	528						52	
			84” 54” 30”	TXPV90/5484	<input type="checkbox"/> <input type="checkbox"/>		25.0#	639						54	
			84” 66” 18”	TXPV90/6684	<input type="checkbox"/> <input type="checkbox"/>		27.0#	629						52	
	TEF2	<b>4-Way “X” Intersection with 90° Top Cap, Two Different Heights</b> <ul style="list-style-type: none"><li>• Upholstered: trim colored</li><li>• 90° top cap</li><li>• Two pieces of universal height change trim</li><li>• Light block</li><li>• Two half-posts (height A)</li><li>• Two half-posts (height B)</li><li>• Four sets of half post base tile hooks</li><li>• Connecting hardware</li><li>• SX Starlight Silver finish is only offered on flat aluminum trim</li></ul>	36” 30” 6”	TXPVF90/3036	<input type="checkbox"/> <input type="checkbox"/>	<input type="checkbox"/> <input type="checkbox"/> <input type="checkbox"/> <input type="checkbox"/>	17.0#	N/A	\$ 575	\$ 586	\$ 589	\$ 602	\$ 617	\$ 22	
			42” 30” 12”	TXPVF90/3042	<input type="checkbox"/> <input type="checkbox"/>	<input type="checkbox"/> <input type="checkbox"/> <input type="checkbox"/> <input type="checkbox"/>	13.0#	N/A	575	586	589	602	617	22	
			54” 30” 24”	TXPVF90/3054	<input type="checkbox"/> <input type="checkbox"/>	<input type="checkbox"/> <input type="checkbox"/> <input type="checkbox"/> <input type="checkbox"/>	16.0#	N/A	683	695	705	718	737	22	
			66” 30” 36”	TXPVF90/3066	<input type="checkbox"/> <input type="checkbox"/>	<input type="checkbox"/> <input type="checkbox"/> <input type="checkbox"/> <input type="checkbox"/>	19.0#	N/A	780	790	803	816	837	22	
			84” 30” 54”	TXPVF90/3084	<input type="checkbox"/> <input type="checkbox"/>	<input type="checkbox"/> <input type="checkbox"/> <input type="checkbox"/> <input type="checkbox"/>	23.0#	N/A	836	856	862	878	905	22	
			66” 42” 24”	TXPVF90/4266	<input type="checkbox"/> <input type="checkbox"/>	<input type="checkbox"/> <input type="checkbox"/> <input type="checkbox"/> <input type="checkbox"/>	20.0#	N/A	736	751	760	776	794	22	
			84” 42” 42”	TXPVF90/4284	<input type="checkbox"/> <input type="checkbox"/>	<input type="checkbox"/> <input type="checkbox"/> <input type="checkbox"/> <input type="checkbox"/>	24.0#	N/A	849	862	872	890	914	22	
			66” 54” 12”	TXPVF90/5466	<input type="checkbox"/> <input type="checkbox"/>	<input type="checkbox"/> <input type="checkbox"/> <input type="checkbox"/> <input type="checkbox"/>	21.0#	N/A	674	690	697	713	734	22	
			84” 54” 30”	TXPVF90/5484	<input type="checkbox"/> <input type="checkbox"/>	<input type="checkbox"/> <input type="checkbox"/> <input type="checkbox"/> <input type="checkbox"/>	25.0#	N/A	797	815	823	836	862	22	
			84” 66” 18”	TXPVF90/6684	<input type="checkbox"/> <input type="checkbox"/>	<input type="checkbox"/> <input type="checkbox"/> <input type="checkbox"/> <input type="checkbox"/>	27.0#	N/A	787	803	811	824	849	22	

**A**

**B**

**C**

## HOW TO ORDER

- Indicate the following information on order form:
1. Quantity of each item.
  2. Model number, including options. See “How To Build a Model Number”.
  3. Any special service required.

Note:

- The ☐ indicates that a choice is required.
- The absence of the ☐ indicates that no choice is required.
- Alpha-numeric characters in place of ☐ indicate that no other alternatives are available.

## HOW TO BUILD A MODEL NUMBER

- A**Select basic model.
- B**Select trim color.  
Refer to the **Product Color Options** page in this price list.  
SX Starlight Silver finish is only offered on flat aluminum trim.
- C**Select fabric color.  
Refer to [ki.com/fabrics](#)

## INFORMATION

**Fabric Disclaimer**  
Fabric will be applied as swatched by the fabric manufacturer. Fabric that is required to be applied differently than is swatched will need a Product Modification Request written specifying the direction the fabric is to be applied.

## SPECIAL SERVICES

### Special Carton Marking

With specially marked information      N/C

**Shipping**  
Ships **knocked down, FOB Manitowoc, WI 54220, freight prepaid.** Freight class 70.

Specifications and prices are subject to change without prior notice.

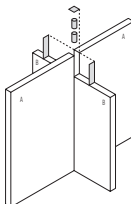
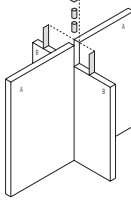
# Tech Preconfigured Intersection Conditions

4-Way



# Tech Preconfigured Intersection Conditions

4-Way

			MODEL NUMBER												
			Basic Model	Trim Color	Fabric Color	Approx. Packaged Weight	Delivered Pricing	Delivered Pricing Fabric Grade 1 & C.O.M.	Delivered Pricing Fabric Grade 2	Delivered Pricing Fabric Grade 3 & Pallas Vertical Fabric Grade PV	Delivered Pricing Pallas Vertical Fabric Grade PV1	Delivered Pricing Pallas Vertical Fabric Grade PV2	Metallic Paint add to list price		
MODEL			A	B	A-B										
	<b>4-Way “X” Intersection with 180° Top Cap, Two Different Heights</b> <ul style="list-style-type: none"><li>• Unupholstered: trim colored</li><li>• 180° top cap</li><li>• Two pieces of universal height change trim</li><li>• Light block</li><li>• Two half-posts (height A)</li><li>• Two half-posts (height B)</li><li>• Four sets of half post base tile hooks</li><li>• Connecting hardware</li><li>• SX Starlight Silver finish is only offered on flat aluminum trim</li></ul>	36” 30” 6”	TXPV180/3036	<input type="checkbox"/> <input type="checkbox"/>		17.0#	\$ 387							\$ 48	
		42” 30” 12”	TXPV180/3042	<input type="checkbox"/> <input type="checkbox"/>		13.0#	428							52	
		54” 30” 24”	TXPV180/3054	<input type="checkbox"/> <input type="checkbox"/>		16.0#	529							52	
		66” 30” 36”	TXPV180/3066	<input type="checkbox"/> <input type="checkbox"/>		19.0#	563							54	
		84” 30” 54”	TXPV180/3084	<input type="checkbox"/> <input type="checkbox"/>		23.0#	674							80	
		66” 42” 24”	TXPV180/4266	<input type="checkbox"/> <input type="checkbox"/>		20.0#	586							52	
		84” 42” 42”	TXPV180/4284	<input type="checkbox"/> <input type="checkbox"/>		25.0#	688							79	
		66” 54” 12”	TXPV180/5466	<input type="checkbox"/> <input type="checkbox"/>		21.0#	532							52	
		84” 54” 30”	TXPV180/5484	<input type="checkbox"/> <input type="checkbox"/>		26.0#	642							54	
		84” 66” 18”	TXPV180/6684	<input type="checkbox"/> <input type="checkbox"/>		27.0#	634							52	
	<b>4-Way “X” Intersection with 180° Top Cap, Two Different Heights</b> <ul style="list-style-type: none"><li>• Upholstered</li><li>• 180° top cap</li><li>• Two pieces of fabric wrapped universal height change trim</li><li>• Light block</li><li>• Two half-posts (height A)</li><li>• Two half-posts (height B)</li><li>• Four sets of half post base tile hooks</li><li>• Connecting hardware</li><li>• SX Starlight Silver finish is only offered on flat aluminum trim</li></ul>	36” 30” 6”	TXPVF180/3036	<input type="checkbox"/> <input type="checkbox"/>	<input type="checkbox"/> <input type="checkbox"/> <input type="checkbox"/> <input type="checkbox"/>	17.0#	N/A	\$ 466	\$ 474	\$ 482	\$ 487	\$ 502	\$ 22		
		42” 30” 12”	TXPVF180/3042	<input type="checkbox"/> <input type="checkbox"/>	<input type="checkbox"/> <input type="checkbox"/> <input type="checkbox"/> <input type="checkbox"/>	13.0#	N/A	579	589	595	607	620		22	
		54” 30” 24”	TXPVF180/3054	<input type="checkbox"/> <input type="checkbox"/>	<input type="checkbox"/> <input type="checkbox"/> <input type="checkbox"/> <input type="checkbox"/>	16.0#	N/A	686	699	709	722	740		22	
		66” 30” 36”	TXPVF180/3066	<input type="checkbox"/> <input type="checkbox"/>	<input type="checkbox"/> <input type="checkbox"/> <input type="checkbox"/> <input type="checkbox"/>	19.0#	N/A	725	737	744	760	784		22	
		84” 30” 54”	TXPVF180/3084	<input type="checkbox"/> <input type="checkbox"/>	<input type="checkbox"/> <input type="checkbox"/> <input type="checkbox"/> <input type="checkbox"/>	23.0#	N/A	841	859	866	885	908		22	
		66” 42” 24”	TXPVF180/4266	<input type="checkbox"/> <input type="checkbox"/>	<input type="checkbox"/> <input type="checkbox"/> <input type="checkbox"/> <input type="checkbox"/>	20.0#	N/A	740	754	764	781	803		22	
		84” 42” 42”	TXPVF180/4284	<input type="checkbox"/> <input type="checkbox"/>	<input type="checkbox"/> <input type="checkbox"/> <input type="checkbox"/> <input type="checkbox"/>	25.0#	N/A	855	869	877	897	919		22	
		66” 54” 12”	TXPVF180/5466	<input type="checkbox"/> <input type="checkbox"/>	<input type="checkbox"/> <input type="checkbox"/> <input type="checkbox"/> <input type="checkbox"/>	21.0#	N/A	678	694	704	716	736		22	
		84” 54” 30”	TXPVF180/5484	<input type="checkbox"/> <input type="checkbox"/>	<input type="checkbox"/> <input type="checkbox"/> <input type="checkbox"/> <input type="checkbox"/>	26.0#	N/A	804	817	828	844	866		22	
		84” 66” 18”	TXPVF180/6684	<input type="checkbox"/> <input type="checkbox"/>	<input type="checkbox"/> <input type="checkbox"/> <input type="checkbox"/> <input type="checkbox"/>	27.0#	N/A	789	805	815	829	856		22	

A

B

C

## HOW TO ORDER

- Indicate the following information on order form:
1. Quantity of each item.
  2. Model number, including options. See “How To Build a Model Number”.
  3. Any special service required.

Note:

- The ☐ indicates that a choice is required.
- The absence of the ☐ indicates that no choice is required.
- Alpha-numeric characters in place of ☐ indicate that no other alternatives are available.

## HOW TO BUILD A MODEL NUMBER

- A**Select basic model.
- B**Select trim color.  
Refer to the **Product Color Options** page in this price list.  
SX Starlight Silver finish is only offered on flat aluminum trim.
- C**Select fabric color.  
Refer to [ki.com/fabrics](https://www.ki.com/fabrics)

## INFORMATION

**Fabric Disclaimer**  
Fabric will be applied as swatched by the fabric manufacturer. Fabric that is required to be applied differently than is swatched will need a Product Modification Request written specifying the direction the fabric is to be applied.

## SPECIAL SERVICES

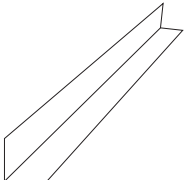
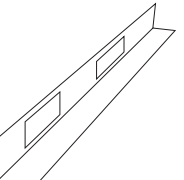
### Special Carton Marking

With specially marked information      N/C

**Shipping**  
Ships **knocked down, FOB Manitowoc, WI 54220, freight prepaid.** Freight class 70.

Specifications and prices are subject to change without prior notice.



			MODEL NUMBER						
MODEL		W	Basic Model	Trim Color	Approx. Packaged Weight	Delivered Pricing		Metallic Paint add to list price	
	<b>Single Side Base Raceway-No Grommet Holes</b>	12"	46.1220.12	□□	1.0#	\$	44	\$ 8	
	<ul style="list-style-type: none"><li>Allows Tech Panel on one side of panel and access to power/data cables on opposite side</li><li>Solid bottom and hinged door</li><li>SX Starlight Silver finish is only offered on flat aluminum trim</li></ul>	18"	46.1220.18	□□	1.0#		49	9	
		24"	46.1220.24	□□	1.0#		61	11	
		30"	46.1220.30	□□	2.0#		69	14	
		36"	46.1220.36	□□	3.0#		71	14	
		42"	46.1220.42	□□	3.0#		93	22	
		48"	46.1220.48	□□	3.0#		93	14	
		54"	46.1220.54	□□	3.0#		93	27	
		60"	46.1220.60	□□	4.0#		115	36	
HRDPT									
	<b>Single Side Raceway w/Grommet Holes</b>	24"	46.1215.24	□□	1.0#	\$	61	\$ 14	
	<ul style="list-style-type: none"><li>Allows Tech Panel on one side of panel and access power/data receptacles on opposite side</li><li>Solid bottom and hinged door</li><li>12" and 18" not available with grommet holes</li><li>24" available with one grommet hole</li><li>Each hole includes a standard filler plate</li><li>Grommets ordered seperately (included with duplex receptacles)</li><li>SX Starlight Silver finish is only offered on flat aluminum trim</li></ul>	30"	46.1215.30	□□	2.0#		69	14	
		36"	46.1215.36	□□	2.0#		71	14	
		42"	46.1215.42	□□	3.0#		93	22	
		48"	46.1215.48	□□	3.0#		93	27	
		54"	46.1215.54	□□	3.0#		93	14	
		60"	46.1215.60	□□	4.0#		115	36	
HRDPT									
		<b>A</b>	<b>B</b>						

## HOW TO ORDER

Indicate the following information on order form:

1. Quantity of each item.
2. Model number, including options. See "How To Build a Model Number".
3. Any special service required.

- The ☐ indicates that a choice is required.
- The absence of the ☐ indicates that no choice is required.
- Alpha-numeric characters in place of ☐ indicate that no other alternatives are available.

## HOW TO BUILD A MODEL NUMBER

- A** Select basic model.
- B** Select trim color.  
Refer to the **Product Color Options** page in this price list.  
SX Starlight Silver finish is only offered on flat aluminum trim.

## SPECIAL SERVICES

## Special Carton Marking

With specially marked information N/C

## Shipping

**Ships knocked down, FOB Manitowoc, WI 54220, freight prepaid. Freight class 70.**

Specifications and prices are subject to change without prior notice.

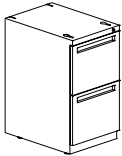
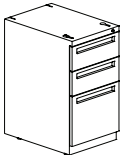

# Pedestals - Worksurface Supporting

700 Series® Pedestals with Filler Bracket



# Pedestals - Worksurface Supporting

700 Series® Pedestals with Filler Bracket

		MODEL NUMBER						
		Basic Model	Pull Option	Unit Color	Lock Option	Lock Color		
  S7PDU	<b>MODEL</b>	<b>Features</b>					Approx. Packaged Weight	Delivered Pricing
	<b>Pedestal - FF</b>	Supporting	SYS/1524WFF	<input type="checkbox"/> <input type="checkbox"/> <input type="checkbox"/> <input type="checkbox"/>	<input type="checkbox"/> <input type="checkbox"/>	<input type="checkbox"/> <input type="checkbox"/> <input type="checkbox"/> <input type="checkbox"/>	<input type="checkbox"/> <input type="checkbox"/>	59.0# \$ 1049
		Supporting	SYS/1530WFF	<input type="checkbox"/> <input type="checkbox"/> <input type="checkbox"/> <input type="checkbox"/>	<input type="checkbox"/> <input type="checkbox"/>	<input type="checkbox"/> <input type="checkbox"/> <input type="checkbox"/> <input type="checkbox"/>	<input type="checkbox"/> <input type="checkbox"/>	95.0# 1092
  S7PDU	<b>Pedestal - BBF</b>	Supporting	SYS/1524WBFF	<input type="checkbox"/> <input type="checkbox"/> <input type="checkbox"/> <input type="checkbox"/>	<input type="checkbox"/> <input type="checkbox"/>	<input type="checkbox"/> <input type="checkbox"/> <input type="checkbox"/> <input type="checkbox"/>	<input type="checkbox"/> <input type="checkbox"/>	80.0# \$ 1149
		Supporting	SYS/1530WBFF	<input type="checkbox"/> <input type="checkbox"/> <input type="checkbox"/> <input type="checkbox"/>	<input type="checkbox"/> <input type="checkbox"/>	<input type="checkbox"/> <input type="checkbox"/> <input type="checkbox"/> <input type="checkbox"/>	<input type="checkbox"/> <input type="checkbox"/>	93.0# 1210
  S7PDU	<b>Pedestals - BBBB</b>	Supporting	SYS/1524WB BBB	<input type="checkbox"/> <input type="checkbox"/> <input type="checkbox"/> <input type="checkbox"/>	<input type="checkbox"/> <input type="checkbox"/>	<input type="checkbox"/> <input type="checkbox"/> <input type="checkbox"/> <input type="checkbox"/>	<input type="checkbox"/> <input type="checkbox"/>	70.0# \$ 1167
		Supporting	SYS/1530WB BBB	<input type="checkbox"/> <input type="checkbox"/> <input type="checkbox"/> <input type="checkbox"/>	<input type="checkbox"/> <input type="checkbox"/>	<input type="checkbox"/> <input type="checkbox"/> <input type="checkbox"/> <input type="checkbox"/>	<input type="checkbox"/> <input type="checkbox"/>	81.0# 1274
			<b>A</b>	<b>B</b>	<b>C</b>	<b>D</b>	<b>E</b>	

## HOW TO ORDER

- Indicate the following information on order form:
- Quantity of each item.
  - Model number, including options. See “How To Build a Model Number”.
  - Any special service required.

Note:

- The ☐ indicates that a choice is required.
- The absence of the ☐ indicates that no choice is required.
- Alpha-numeric characters in place of ☐ indicate that no other alternatives are available.

## HOW TO BUILD A MODEL NUMBER

- A** Select basic model.
- |             |  |
|-------------|--|
| <b>ALBT</b> | - Aluminum bow tie pull                            |
| <b>ALMT</b> | - Aluminum metric pull                             |
| <b>ARCN</b> | - Arc nickel pull                                  |
| <b>CLSC</b> | - Classic (inset pull)                             |
| <b>NOPL</b> | - No pull (pre-drilled for customer provided pull) |
- C** Select unit and drawer color.  
Refer to the **Product Color Options** page in this price list.
- D** Select lock option.
- |            |                |
|------------|----------------|
| <b>KA</b>  | - Key alike    |
| <b>KS</b>  | - Key standard |
| <b>NLC</b> | - No lock core |
- E** Select lock color.  
Refer to the **Product Color Options** page in this price list.

## INFORMATION

**Height**  
All dimensions shown include 1/4” allowance for glides in recessed position.

**Accessories**  
See accessory section for accessories that can be ordered separately.

**Weights**  
Figures provided are approximate and reflect packaged product without additional accessories.

## SPECIAL SERVICES

**Special Carton Marking**  
With specially marked information      N/C

**Shipping**  
Ships **knocked down, FOB Pembroke, ON K8A 0E1, freight prepaid**. Freight class 70.

Specifications and prices are subject to change without prior notice.

1330 Bellevue Street  
P.O. Box 8100  
Green Bay, WI 54308-8100  
800.424.2432  
ki.com

KI and Furnishing Knowledge are registered  
trademarks of Krueger International, Inc.

© 2020 Krueger International, Inc.  
All Rights Reserved.  
Code KI-PLW-000264/KI/PDF



Furnishing Knowledge®