



Kimball®Office

XSEDE®



START SIMPLE. ADAPT EASILY.

Offering choice is essential when creating a space for an agile workforce. Xsede's thoughtful design and versatile components help you do more with less. Divide space and tailor workstation privacy as needed, while keeping the space feeling light and airy.

Also shown
Task Seating: **Joya** / Storage: **Footprint**



AHEAD OF THE CURVE

Looking for something beyond straight lines and square corners? With Xsede's vast offering of versatile sizes and shapes, you can customize your workspace to comply with your needs. Create a natural flow of movement by incorporating curves, tapers, and arcs into Xsede workstations.

Also shown
Task Seating: **Wish** / Storage: **Footprint** / Table: **Dock**



INVITING FOR ANYONE

The modern workspace is calling for diverse environments that allow people to work multiple ways. Whether your team is one or one hundred, Xside makes it easy to create an ideal space—supporting heads-down focus, lively collaboration, and everything in between.

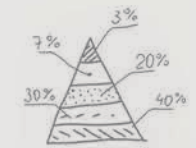
Also shown
Task Seating: **Wish** / Storage: **Priority**



BLEND'S RIGHT IN

Whether you work alone or as part of a team, you define your space. Xsede's uninterrupted lines and clean, detailed aesthetic keep each area looking fresh, minimalistic, and in harmony with its surroundings.

Also shown
Task Seating: **Hero** / Soft Seating: **Dwell**



WORKS WITH A TEAM

Xsede blends easily across multiple platforms, letting you choose the solutions and materials needed to support the different types of work styles people engage in throughout the day.

Also shown
Task Seating: **Joya** / Side Seating: **Lusso** / Ottoman: **Dwell** / Table: **Dock** / Storage: **Footprint**

THOUGHT STARTERS

Divide It Up
With storage between stations, workers have space to spread out and take ownership.



Lighten Your Space
Xsede allows you to create privacy while still keeping the work space free and light.



Team Touchdown
An efficient space for mobile workers to touchdown.



OPTIONS & DETAILS

Please reference the Xsede price list for full statement of line.



Accessory Rail with Frameless Resin and Monitor Arm Mount



Accessory Rail with Frameless Glass



Powered Tech Tray with Wire Gap Worksurface



Power/Data In-Feed Channel



Ceiling Power/Data Pole



Tech Tile with USB and Power



H-Leg Support with Extended Upper Tile



Work Tools



End Panel



Media Cart
Shown with Monitor Display











Media Cart
Shown with Marker Board

MATERIALS

Please reference the Xsede price list for complete offering of material options.

WOODGRAIN: VENEER, TFL & HPL, PVC RIM

					
Monterey Oak	Brighton Maple	Huntington Maple	Clear Zebrawood	Tuscan Walnut	Cordoba Cherry
					
Sedona Cherry	Sienna Sapele <i>Available in Veneer only.</i>	Amber Cherry	Midtown Walnut	Coco Sapele <i>Available in Veneer only.</i>	Tribeca Walnut
					
Canyon Oak	Mocha Cherry	Urban Walnut	Espresso Walnut <i>Available in Veneer only.</i>		







SOLID: TFL & HPL, PVC RIM

				
Designer White	Frosty White	Antique White	Wallaby	Putty <i>Available in HPL only.</i>
				
Cloud	Fog	Chamois	Sandstone	Shadow
				
Storm	Graphite	Cinder	Dark Chocolate <i>Available in PVC rim only.</i>	




SOLID: PAINT

					
Designer White	Frosty White	Antique White	Wallaby	Putty	Cloud
					
Fog	Chamois	Sandstone	Featherstone	Smoke	Tantalum
					
Barley	Shadow	Cement	Storm	Moon Beam	Environmental Grey
					
Graphite	Dark Chocolate	Cinder			

SOLID: METALLIC PAINT

					
Silver Pearl	Platinum Metallic	Satin Bronze Metallic	Patina Metallic	Taupe Metallic	Carbon Metallic

RIM PROFILES

			
Knife	Reed	Softened PVC	Softened Wood



XSEDE®

Kimball®Office

A unit of Kimball International ©2015 Kimball International, Inc. Form No. BRXSEDE ver. 17a

1600 Royal Street
Jasper, Indiana 47549

800.482.1818
kimballoffice.com



Kimball®

XSEDE®
Height Adjust



PROMOTING WELLNESS IN THE WORKPLACE

Today, workplaces are doing more to support employee wellness, so people can feel their best and achieve their most. An active style of work, one where individuals can seamlessly shift between sitting and standing, is an important part of this objective. With height-adjustable desks, people are freed from a static position and enter a new dimension of health-positive performance. Designed for organizations of all shapes and sizes, Xsede Height Adjust tables and benches support wellness initiatives—with dynamic functionality and a range of materials and styles.

Also shown
Task Seating: **Wish** / Storage: **Priority**



TEAM MENTALITY

Benching can save space and bring teams closer, but often restricts fluid movement. Xside Height Adjust brings new life to the ordinary bench, allowing segmented pieces to raise and lower—individually and at will.

Also shown
Task Seating: **Joya** / Storage: **Priority** / Side Seating: **Lusso** / Ottoman: **Dwell**



POWER FOR ANY POSITION

With a power/data beam stretching from end to end, Xside Height Adjust keeps phones, computers, and other devices powered throughout the day. Cords are kept neatly organized and out of plain sight, maintaining a clean aesthetic in the open plan.

Also shown
Task Seating: **Joya** / Storage: **Footprint**



UP (OR DOWN) FOR ANYTHING

In private offices, Xsede Height Adjust takes daily work to different levels. With the touch of a button, a freestanding table can rise or lower, supporting fluid, natural movement throughout the day.

Also shown
Side Seating: **Nash** / Task Seating: **Alumma** / Storage: **Priority & Stow**




STANDALONE, SET APART

As a standalone option, Xside Height Adjust excels—especially when positioned against panels for privacy and worker autonomy. Designed for a variety of personal applications, Xside Height Adjust supports people no matter their preferences or style of work.

Also shown
Task Chair: **Wish** / Panel System: **Narrate** / Storage: **Footprint**

THOUGHT STARTERS

Team Tripods (pictured above and below) Gives collaborative members a place to face each other while having privacy and full control of their work surface.



Tech Bench
Split with a multiple screens and armed for user technology, this configuration shines in open plan settings.



Privacy Options
Create a close-knit community with screens that simultaneously create privacy and user functionality.




Collaborative Hub
Provides the freedom to focus on heads-down projects or to step away and collaborate with co-workers.



THOUGHT STARTERS

Power Cluster (pictured above and below) Connect teams and empower them with the power/data beam that runs discretely under the table.



Storage and Space

A practical configuration that splits work areas with useful storage.



Split Community

Dynamic tables bookended by styled end panels provide ample space for storage and impromptu meetings.



Work and Retreat

Idea for sitting, standing, or retreating to lounge.



STATEMENT OF LINE & DETAILS

Please reference the Xsede Height Adjust price list for full statement of line.



Freestanding Desk



Freestanding Desk with Modesty and Casters



Freestanding 120° Curved Corner



Cable Carrier on Bench



Ganging Connector



Metal Cable Basket



Freestanding L



Freestanding Desk with Privacy Screen



Dual Freestanding Desks with Privacy Screens



Side Privacy Screen



29" Privacy Screen



Center-Mount Fixed Screen



Power/Data Beam



Freestanding Desks with Power/Data Beam



Bench 1



Cable Carrier on Freestanding Table



Snap on Vertical Cable Manager with Cable Carrier



Perks® Monitor Arm



Bench 2 / Power Data Center



Bench 3 / 8-Wire Power System
Shown with Center-Mount Fixed Screen



Bench 4 / Single-Circuit Power System
Shown with Privacy Screen



Standard Up/Down Control



Programmable Control



















Mho® Retractable Power Center

MATERIALS

Please reference the price list for complete offering of material options.

WOODGRAIN: VENEER, TFL & HPL, PVC RIM

					
Monterey Oak	Brighton Maple	Huntington Maple	Clear Zebrawood	Tuscan Walnut	Cordoba Cherry
					
Sedona Cherry	Sienna Sapele Available in Veneer only.	Amber Cherry	Midtown Walnut	Coco Sapele Available in Veneer only.	Tribeca Walnut
					
Canyon Oak	Mocha Cherry	Urban Walnut	Espresso Walnut Available in Veneer only.		

SOLID: TFL & HPL, PVC RIM







				
Designer White	Frosty White	Antique White	Wallaby	Putty Available in HPL only.
				
Cloud	Fog	Chamois	Sandstone	Shadow
				
Storm	Graphite	Cinder	Dark Chocolate Available in PVC rim only.	

SOLID: PAINT



Available on screen frames and power/data beam. Bases offered in paint—Platinum Metallic only.

					
Designer White	Frosty White	Antique White	Wallaby	Putty	Cloud
					
Fog	Chamois	Sandstone	Featherstone	Smoke	Tantalum
					
Barley	Shadow	Cement	Storm	Moon Beam	Environmental Grey
					
Graphite	Dark Chocolate	Cinder			

SOLID: METALLIC PAINT

					
Silver Pearl	Platinum Metallic	Satin Bronze Metallic	Patina Metallic	Taupe Metallic	Carbon Metallic

RIM PROFILES

	
Softened PVC	Softened Wood



XSEDE®

Height Adjust

Kimball®

800.482.1818
kimball.com

1600 Royal Street
Jasper, Indiana 47549

A unit of Kimball International
©2017 Kimball International, Inc.
Form No. BRXSHA ver. 17d