



PERFORMANCE MATCHED
TO KUBOTA TRACTORS



PERFORMANCE PARTS

There are many reasons our OEM parts are the only ones recommended by us, starting with our 45 plus years of experience building parts.

All parts are not created equal. Before you settle on an imitation part, know this, Terrain King parts offer the safety, durability and warranty protection you expect.

- We design and build to exact specifications requiring strict chemical strength and performance characteristics. ***OEM parts have the exact fit and finish of the parts you are uninstalling.***
- Terrain King performance parts meet the rigid guidelines necessary to satisfy warranty requirements. Using anything less means you are not maintaining the structural, operational and safety integrity of your equipment. ***OEM parts are backed by the company who built your equipment.***
- Terrain King parts are tested to meet SAE & ASAE safety standards. We take pride in manufacturing quality parts that consistently test above and beyond the industry standards. ***OEM parts offer the quality you have come to expect.***

- Our factory trained parts professionals will offer the highest level of expertise and are available to answer any questions and have firsthand knowledge of our complete line of equipment. ***You have access to inventory and expertise locally and from the factory.***
- We are proud to offer \$5,000,000 liability insurance coverage standard for all wholegoods and OEM parts in current production. ***How can you afford not to buy OEM?***



PURCHASING SOLUTIONS



Terrain King understands your total cost of ownership (TCO).

We know the acquisition costs account for approximately 25 to 40 percent of the total cost for most products and services.



The balance and majority of your spend comprises operating, training, maintenance, warehousing, environmental, quality, and transportation costs as well as the cost to salvage the product's value later on.

We can help you identify your TCO and we have established ways, with you in mind, to help you reduce your total cost of ownership.

- We have alliances with our key suppliers to help keep our costs low.
- We participate in numerous national purchasing association and fleet management shows to learn and stay on top of the challenges facing you.
- We hold many co-operative purchasing contracts.
- We hold numerous state and local contracts.
- We optimize our authorized dealer network to support you locally.
- We meet with you and listen to your needs and work with you to find the best solution.
- We can leverage other Alamo Group company products to support your additional roadside equipment requirements. Our focus in being in your supply chain is to help you be the "Best in Class."



Terrain King™, established in 1971, was an early pioneer in the manufacture of flex-wing mowers for governmental roadside maintenance. Our long history in the North American municipal market has resulted in the introduction of the only mid-mounted boom mower recognized by Kubota as a **"PERFORMANCE MATCHED"** factory authorized implement.

In May 2009, Terrain King™ and Kubota Tractor Corporation entered into a Marketing Agreement to manufacture, distribute and service Terrain King products exclusively through select Kubota dealers. The prestigious **"PERFORMANCE MATCHED"** approval indicates the implements have been tested by the Kubota Corporation Engineering Department in Japan and have an Allied Engineering Release on file that documents the testing and the final approval procedures.

When you work with us, you will find employees from production to our executive managers who are hands-on and fully engaged in the day to day operations. We are constantly looking for ways to make your job easier and to offer you the equipment and training you need to work more efficiently and safely. Our network of dealers is selected with you in mind to give you the full coverage and services you expect to receive locally.

We are a member company of Alamo Group headquartered in Seguin, Texas, a global leader in the design and manufacture of high quality agricultural equipment and infrastructure maintenance equipment for governmental and industrial markets. In 2012, Alamo Group was selected by Forbes as one of America's Most Trustworthy Companies.



IF YOU RUN MOWING EQUIPMENT, SAFETY IS YOUR #1 CONCERN.

The challenge is finding a partner that can bring solutions to the table. You need relevant training on the products your operator's actually run, all delivered with a lasting impression.



We can be your partner and our solution is T.M.O.S.T.
Tractor Mower Operator Safety Training

What is T.M.O.S.T.?

- It is an 8 hour "conversation" on safety which includes both classroom and hands-on training with your actual equipment.
- It is based upon the strict guidelines of the American Equipment Manufacturers Association (AEM).
- It covers any and all industrial mower and agricultural tractor manufacturers.
- It is conducted at your local Terrain King authorized dealer or at your location.
- Pre and Post Course testing is done on all participants giving you an instant measurement of the course affectivity.
- Each participant receives a certificate displaying they have successfully completed all 8 hours of safety related coursework.

Other solutions we can partner with you to cover your training needs include:

T.M.O.S.T. 2.5

Our condensed version of the classic T.M.O.S.T. course.

Workplace Safety and Personal Responsibility

Enhance your personal growth and improve team effectiveness in our 3 hour workshop.

Operator and Technician Service Tips

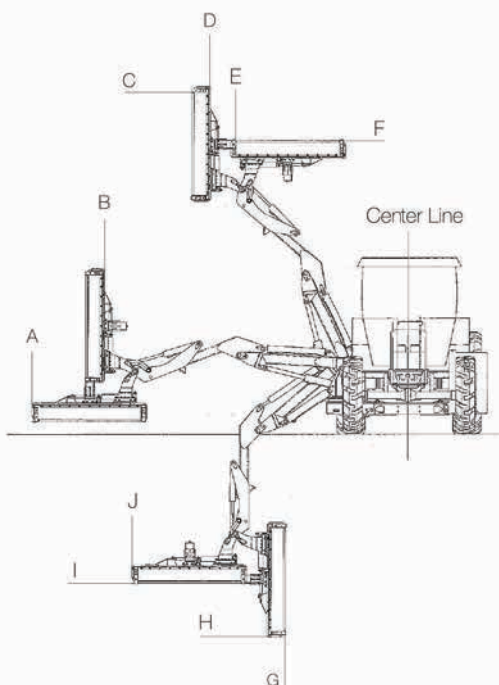
The one day training topics are geared to help you reduce the equipment down time and allows you to learn preemptive problem resolution and parts inventory control for your Terrain King equipment in your fleet.

Your proactive decision to train supports your commitment to providing a safe, hazard free work environment for all your employees. We want to be your partner to meet your commitment.



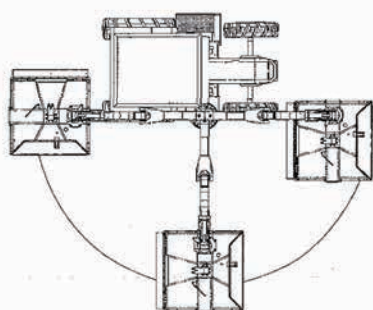
KB1800 / KB2200 Boom Mowers

- Turret-mounted design for maximum boom stability and endurance
- Tubular structural steel boom design with plate steel reinforcement
- Gear type fixed displacement pump



	KB1800	KB2200
A	18'	22'
B	16' 2"	18' 6"
C	17' 1"	19' 7"
D	10' 8"	13' 4"
E	6' 7"	11' 2"
F	14' 6"	17' 3"
G	6' 2"	8' 2"
H	9' 8"	12' 1"
I	7' 4"	9' 7"
J	13' 5"	15' 6"

Note: Variations in tractor model and / or tire size may cause some deviations in the dimensions shown. Vertical dimensions from ground level. Horizontal dimensions from center line of tractor.



KB1800 and KB2200 Booms
Rotate 180° (KB2200 with 60°
swivel rotary head shown.)



KB1800 & KB2200 Control Options

- Available in cable-controlled and joystick controlled versions



Rotary Head

- Available with 50" or 60" cutting swath
- Designed for cutting brush up to 5" in diameter
- Available with optional head swivel



HD Flail Head

- 48" cutting swath
- Cut vegetation up to 4" in diameter
- Available with optional grass-type cuttershaft
- Available with optional head swivel



Grass Flail Head

- 60" cutting swath
- Rated for cutting vegetation up to 2" in diameter
- Available with optional head swivel



Saw Blade Head

- Available with 69" or 90" cutting swath
- Cut brush and trees up to 4" in diameter



M22 Maintainer Head

- 20" cutting wheel with replaceable knives
- Heavy duty head for eliminating water flow problems by removing dirt and debris from roadway ditches and waterways



Quick Hitch System

- Change cutting heads in the shop or field in 10 minutes or less
- Mounts with KB1800 and KB2200 booms



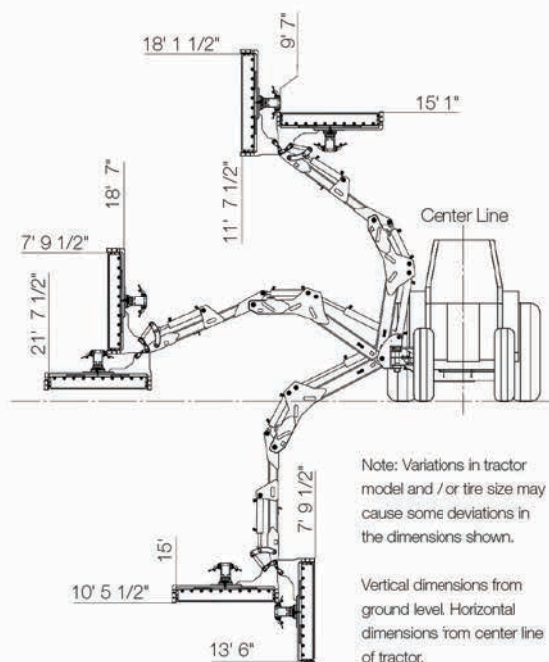
KB21 Boom Mower

- Heavy duty mid mount kingpost design with low center of gravity
- Bolted frame design structurally ties front bolster to rear axle plates



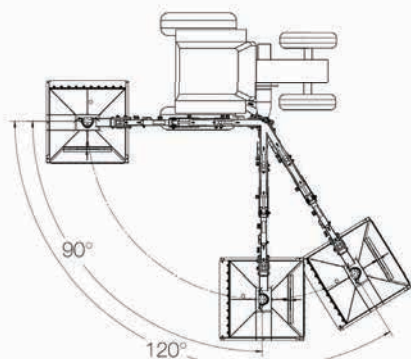
KB21 Rotary Head

- 60" cutting swath
- Heavy duty reinforced deck
- Center-feed door for aggressive cutting
- Heavy duty blade bar



KB21 Joystick Controls

- Exclusive joystick design for the KB21 boom
- Allows for precise boom control
- Ergonomic design provides comfortable grip



KB21 Cable Controls

- Standard cable operated controls allow for economical entry level pricing
- Classic, time-tested design with smooth control



Terrain Master - Side Mounted Flail

- Hydraulically driven 62", 74", or 88" flail-type head
- Adjustable cutting height from 1/2" to 6"
- Cutting capacity: 1" grass and brush



KSMF Series - Side Mounted Flail

- Hydraulically driven flail-type cutting head
- Available in 60", 74" and 88" cut widths
- Adjustable cutting height from 1.5"
- Optional breakaway



Terrain Master - Multi-Section Flail

- Multi-section cutting from 74" to 21.7'
- Wings feature automatic shutoff when raised



KSM60 - Side Mounted Rotary

- Hydraulically driven 60" rotary cutting head
- Adjustable cutting height from 1.5"
- Cutting capacity: 2" grass and brush material



Flail King - Rear Mounted Flail

- Mechanically driven flail-type cutting unit available in mowing widths of 62", 74", 88", or 96"
- Adjustable cutting height from 1/2" to 6"



KSB6 - Side Mounted Sickle Bar

- Available in 6' length
- Tilt angle of 90° up to 75° down
- Cuts up to 1/2" grass and light brush



COMMITTED TO EXCELLENCE

Since 1971, Terrain King™ has set the standard for excellence in the vegetation management industry. Our rich history and clever innovations are only part of our identity. Our real strength comes from quality, not only with our reliable equipment but in our customer service as well. When you work with Terrain King, you'll find representatives who care about making the process easy for you, from order to delivery. Our ultimate goal is to offer the best equipment and parts solutions possible for your vegetation control needs. Anything else would be unacceptable.

