Allsteel®

Stride® System

SPECIFICATION AND PRICE LIST 2015
prices effective March 29

PDF UPDATED
January 25, 2016
UPDATED PRICING
ON STEEL, LAMINATE,
AND VENEER TILES

Stride
Stride Painted Wood Storage
Stride Benching
Storage Overview
Extensions™

PAINTED METAL FINISHES

C CORE COLORS

Black P27
Brownstone P7D
Bungalow P7C
Carob P52
Flint P02
Fossil P28
Loft P7B
Muslin P4J
Parchment P93

S SELECT COLORS

Brilliant White* PQ8
Champagne Metallic PR5
Gunmetal Metallic PR3
Platinum Metallic PR2
Silver* PR6

*PR6 no upcharge on Involve; available as Select color on Align stanchions; is not available on Stride trim for panels and tiles, Optimize, Concensys, Cadence, Align, Essentials, and vertical files. PQ8 is not available on vertical files.

A ACCENT COLORS

Flame P7G
Ocean P7H
Sprout P7F
Tangelo P7E

PAINT COLOR INDICATORS

Pages in this pricer reference the following symbols:

C ..... CORE PAINTED METAL COLORS
S ... SELECT PAINTED METAL COLORS
A . ACCENT PAINTED METAL COLORS

Metallic paints, due to varying reflectance, may appear to have less visual color consistency than other paint finishes, even when L/A/B values are exactly the same. (L/A/B — measurable aspects of color — values are maintained within a specified range, to ensure consistent appearance of paint colors.)

PAINTED WOOD FINISHES

Brilliant White M14
Brownstone M13
Bungalow M12
Flint M16
Loft M11
Muslin M15

ELECTRICAL AND DATA COMPONENTS

Black E4
Brownstone ..... EY
Bungalow ..... EX
Flint E9
Loft ..... EV
Muslin ..... EU
Silver ..... ES
White ..... EW

Recommended Coordinate Colors:
Brilliant White use White EW
Carob use Black E4
Champagne Metallic use Muslin EU
Fossil use Flint E9
Gunmetal Metallic use Brownstone EY
Parchment use Muslin EU
Platinum Metallic use Loft EV

LAMINATES

GRADE L1

CORE for Worksurfaces

Ash LT3B
Brownstone LM13
Bungalow LM12
Camelstone LT6A
Canyon Zephyr LT5B
Desert Zephyr LT5A
Flint LM16
Frosty White LM14
Grey Mesh LT8A
Greystone TM65
Loft LM11
Muslin LM15
Parchment TM20
Pewter Mesh LT8C
Sheer Mesh LT8B
Silver Mesh LT8D
White Tigris LT2A
Whitestone TM33

CORE for Laminate Wood Storage

Solid Colors:
Brownstone LM13
Bungalow LM12
Flint LM16
Frosty White LM14
Loft LM11
Muslin LM15

WOODGRAIN for Worksurfaces and Involve Laminate Wood Storage

Natural Maple ..... LWD
Shaker Cherry LW7C

GRADE L2

Amber Cherry ..... LWAC
Beigewood ..... LWBE
Brazilwood ..... LWBR
Columbian Walnut ..... LWZ

GRADE L3 (Textured)

Cafelle ..... LWC
Charcoal Walnut ..... LWCW
Natural Walnut ..... LWNW

LAMINATE EDGE COLORS

Amber Cherry ..... DA
Beigewood ..... DE
Black E4
Brazilwood ..... DB
Brownstone ..... EY
Bungalow ..... EX
Cafelle ..... DG
Carob E8
Charcoal Walnut ..... DC
Columbian Walnut ..... DZ
Flint E9
Fossil ..... EH
Loft ..... EV
Muslin ..... EU
Natural Maple ..... DD
Natural Walnut ..... DN
Parchment ..... EN
Platinum Metallic ..... EP
Shaker Cherry ..... DF
White ..... EW

NOTE: $33 upcharge on Woodgrain T-Mold.

STRATAWOOD VENEERS

GRADE V1

Add FSC prefix to Stratawood codes listed below for Stratawood veneer trim on Stride and Terrace.
Example: **FSCSC777**

CHERRY

Burnished Cherry SC777
Light Cherry SC701
Wheat Cherry SC706

MAPLE

Clear Maple** SE800

OAK

Clear Oak SF300
Dark Rift Oak SF331

WALNUT

Coffee Walnut ST615
Dark Roast Walnut ST684
Light Walnut ST601

NATURAL VENEERS — NATURAL–1

GRADE V3

CHERRY

Burnished Cherry NC777
Light Cherry NC701
Medium
Wheat Cherry NC706

MAPLE

Natural Maple** NE800

WALNUT

Coffee Walnut NT615
Dark Roast Walnut NT684
Light Walnut NT601

NATURAL VENEERS — NATURAL–2

GRADE V5

Dark Rift Oak RF331

**SE800 and NE800 are not available on Stride trim.

The beauty of wood is the natural variation of grain patterns and colors that make each piece unique. This variation is also influenced by lighting conditions, orientation of mated parts, and varying acceptance of the finishing process. The varying colors and physical characteristics naturally occur in all wood species but are most pronounced in lighter colored woods, and are especially evident in natural finishes.

METAL STORAGE PULLS

Black E4
Bronze *(for veneer only)* ..... EZ
Matte Silver ..... EL

LAMINATE AND PAINTED WOOD STORAGE PULLS

Silver PR6

METAL GROMMETS

FOR LAMINATE AND FLUID FORM WORKSURFACES

Oval/Square:
Matte Silver ..... EL

FOR VENEER WORKSURFACES

Oval:
Black E4
Bronze ..... EZ
Matte Silver ..... EL

Square:
Matte Silver ..... EL

PLASTIC GROMMETS

FOR WORKSURFACES

Black E4
Brownstone ..... EY
Bungalow ..... EX
Carob E8
Flint E9
Fossil ..... EH
Loft ..... EV
Muslin ..... EU
Parchment ..... EN
White ..... EW

PLASTIC GROMMETS WITH WOODGRAIN EDGE

If woodgrain edge is specified, the plastic grommet color is predetermined, based on finish selection.
Beigewood and Natural Maple ..... Muslin EU
All other woodgrain options ..... Black E4

GROMMETS ON VENEER WORKSURFACES

Wire management grommets come standard on most veneer worksurfaces. Choose between metal or plastic grommet option. Note: Plastic grommet color is predetermined based on finish selection.
All Maple veneers ..... Muslin EU
All other veneers ..... Black E4

PLASTIC GROMMETS ON FLUID FORM WORKSURFACES

Specify color; or color is predetermined on the following based on Fluid Form selected:
Auburn Cherry ..... Black E4
Natural Maple ..... Muslin EU

LOCKS

Black E4
Chrome ..... ordered by base model
Matte Silver ..... EL

NOTE: Refer to individual product pages for upcharges.

- Software support packages furnished to the customer, either by Allsteel® or by another source, which support the sale of Allsteel products are superseded by printed price lists.
- Prices are subject to change without notice. All orders are subject to prices in effect at the time of order.
- Please refer to your Allsteel Dealer Sales and Discount Policies for order placement information, terms and conditions.
- Additional copies of this Specification and Price List are available upon request from Allsteel Literature Fulfillment at 1-866-255-7833.
- Ordering information appears at the bottom of each product page complete with examples on how to specify. Fabric and finish pages are referenced at the bottom of product pages.

This publication is available as an interactive or downloadable PDF at www.allsteeloffice.com.

Questions or Comments?
Please call us at: **888-ALLSTEEL**
888-255-7833

New, Revised, and Discontinued Products 4
Warranty, COM, Specials Policies, and Programs 5-9
Typicals Overview 10

STRIDE®

Introduction 11-13
Working with Frames, Connectors, and Tiles 14-38
Panel Frames, Connectors, and Trim 39-53
Tiles and Off-Modular ..... -54-73
Working with Electrical and Data for Panels 74-83
Electrical (8-Wire) and Data for Panels 84-87
Working with Worksurfaces and Supports 88-103
Laminate Worksurfaces 104-121
Veneer Worksurfaces 121-135
9120 Worksurfaces 136-137
Worksurface Supports 138-144
Working with Wood Storage 145-173
Credenzas and Pedestals 174-183
Electrical (4-Wire) for Credenzas 184
Storage Towers 186-193
Overhead Cabinets and Horizontal Storage 194-199
Working with Metal Overheads 201-203
Metal Overheads 204-205
Working with Benching 206-223
Benching Components 224-236
Storage for Benching 237-240

STORAGE OVERVIEW

Introduction and Pull Option Matrix 242-243
Align Metal Storage Overview 244
Essentials Metal Storage Overview 245
Involve® Laminate Storage Overview 246-247
Align Veneer Storage Overview 248

EXTENSIONS™

Introduction and Overview 249
Working with Organization Tools 250-252
Organization Tools 253-257
Working with Ergonomic Accessories 258-261
Ergonomic Accessories 262-263
Working with Illumination 264-265
Illumination 266-267

APPENDIX AND INDEX

Locking Specification/Easy Lock 268-270
16" x 20" Fabric Samples and Touch-Up Paint 271
Replacement Parts Order Form 272
Fabric Grades G-J and Upholstery Grades 9-23 273-275
Index — Model Numbers with Page Reference 276-292
Panel Fabrics ..... Inside Back Cover

© 2015, Allsteel Inc. Allsteel is a registered trademark.

Stride® System

NEW PRODUCTS

Stride

New models for 18"D Ped/Credenza Cushions

Altitude Tables — see Seating and Tables Price List

New 2- and 3-stage Height-adjustable Tables including corner coves 7/1/2015

Align™ Storage — see page 244 and Storage Price List

New 12"W Towers — 5/6/2015

New Pedestals, Credenzas, and Towers with laminate fronts 10/6/2014

New Credenzas and Towers with Terrace or Stride feet 10/6/2014

Pedestals with Beveled pull option, Stride or Terrace feet and 18"D 11/2/2015

Extensions™

Accessories Rail and Accessories for use with Benching

Laptop Drawer

Gather™

Gather provides a collection of collaboration solutions, from tables to seating, technology to space division. The Gather collection is located within the Seating, Collaboration, and Tables Price List.

NEW FINISHES AND FABRICS

HBF Textiles 13 new patterns with 112 colorways — available 1/23/2015
Dark Roast Walnut and Light Walnut — available 12/15/2014
Inertia Upholstery — available 9/28/2014

NEW MODEL NUMBERS

Select models have been reassigned new model numbers with an "A" prefix effective 8/3/2014. There is no physical change to the model.

NEW FABRIC GRADES / SHORTENED CODES

Allsteel fabric grades changed and some codes were shortened in order to standardize across HNI furniture companies:

- Panel fabrics grades went from numeric to alpha: Grade 1 is now Grade A, Grade 2 is Grade B, etc.
- Seating upholsteries grades went from alpha to numeric: Grade A is now Grade 1, Grade B is Grade 2, etc.
- Four upholsteries moved up from Grade A to Grade 2: Appoint Seating, Moguls, Sockhop, and Whisper Vinyl.
- Upholstery codes were shortened for: Centurion CTU to CU, Whisper WSP to WP, Silvertex STX to SX, Brisa BRS to RS.
- All changes above effective August 1, 2015 and are reflected throughout this price book.

UPDATED PRICING — Effective 10/18/2015

Steel, Laminate, and Veneer tiles.

UPDATED SPECIFICATIONS — Worksurface Supports 1/25/2016

DISCONTINUED PRODUCTS

Stride

20" Wide or Deep Components 12/31/2015

Veneer Door Panels 11/3/2015

Low Profile Glass Stackers 22½"H and 30"H 12/31/2015

Single Pane Glass Tile Kits 15"H and 30"H 12/31/2015

PVC Free Electrical Components and 6' In-Feed 12/31/2015

Linear w/Rabbet Edge Worksurfaces 12/31/2015

Linear Peninsula Worksurfaces 12/31/2015

Fluid Form w/Eased Edge Worksurfaces 12/31/2015

Secondary Worksurfaces 12/31/2015

Credenza Tops w/Rabbet Edge 12/31/2015

Altitude Tables with ATR, ATC, or ATB prefix 9/1/2015

26½"H Worksurface Supports 12/31/2015

Rabbet Edge Worksurface Supports 12/31/2015

Anodized Worksurface Supports 12/31/2015

Benching Trapezoid End Counters 12/31/2015

Screen-Based Benching 12/31/2014

Align Storage — see page 244 and Storage Price List

Align 3-, 4-, and 5-High Laterals and Bookcases 12/31/2015
Align Veneer Casegoods are now supported with an Align Desking Specification Guide and Price List PDF posted on Allsteel Synergy website. Align Veneer and Landscape™ front metal Personal Storage discontinued 6/30/2014.

Involve® Storage — see page 246 and Storage Price List

42"H Open Bookcase Credenza — 12/31/2015

Persona™ Storage — discontinued 6/30/2015

Extensions

Multi-Media Hangar discontinued 12/31/2015

iPod Hub Tech Modules discontinued 12/31/2015

C6 Series Monitor Arms discontinued 6/30/2015

Downlights discontinued 4/30/2015

Undercabinet LED 18" and 36" discontinued 4/30/2015

DISCONTINUED FINISHES

Laminates — Charbrown Mesh LT8F, Misted Zephyr LT5D, Taupe Mesh LT8E, Twilight Zephyr LT5E all discontinued 12/31/2014

Landscape — Foundation Caramel FD03, Flint FD05; Quattro Carbon QU55, White QU66 all discontinued 12/31/2015

Stratawood Veneers — Clear Cherry SC700, Sumatra Walnut ST693 discontinued 12/31/2014

Natural Veneers — Dark Red Cherry NC511, Expresso Cherry NC498, Brown Cherry NC215, Brandy Walnut NT660 all discontinued 12/31/2014

Warm Beige 1/3/2015

Data Faceplate Color — Almond E3 discontinued 11/23/2015

DISCONTINUED FABRICS

Celestial — all colorways 12/31/2016

Imprint, Jet Set, and Stagger — all colorways 7/3/2016

Hotspot — on panels, tiles, and tackboards 4/29/2015

Heirloom and Trace — all colorways 8/31/2014

Lifetime Warranty

Allsteel Inc. warrants its products to be free from defects in material and workmanship for as long as the original purchaser owns them, except as set forth below.

Allsteel shall repair or replace with comparable product (at Allsteel's discretion), free of charge, any Allsteel product or component manufactured after March 16, 2015, that fails under normal commercial office use.

This warranty is subject to the following provisions:

Some natural variations occurring in wood, leather, or other natural materials are inherent to their character and not considered defects. Allsteel does not warrant the colorfastness or matching of colors, grains, or textures of these materials. Additionally, a Customer's Own Material (COM) selected by, and used at the request of, a user is not warranted.

The materials and components listed below are covered according to the following schedule from the date of sale:

- Wood products and electrical components (lamps and ballasts are not covered), seating controls, pneumatic cylinders, glides, casters and polymer-based components, and foam — 12 years
- Wood seating, stacking chairs, Sum® AutoFit® technology, and laminates — 10 years
- User-adjustable worksurface mechanisms, tablet arm mechanisms, interior wood-framed seating and lounge products, occasional tables, Mimeo™ 3D knit, Scout® mesh, panel and seating upholstery fabrics, and other covering materials — 5 years
- Marker board surfaces and upholstery on Gather™ products — 3 years
- #19®, Access™, Acuity®, Clarity®, Inspire®, Relate®, Scout, Seek®, Sum, Trooper® asynchronous and synchro-tilt models are warranted for multiple shifts and users up to 300 lbs. Mimeo is warranted for multiple shifts and users up to 350 lbs. All other Allsteel chairs and components are warranted for single-shift, 40-hour workweek usage.
- #19 chair, including components and material, is warranted for as long as the original purchaser owns the chair.
- #19, Access, Acuity, Clarity, Relate, and Seek mesh/carriers and Mimeo carrier are considered structural chair components and as such are warranted for as long as the original purchaser owns the chair.
- Undercabinet LED light — fixture warranted for 3 years; power supply warranted for 1 year
- Link™ LED light — 5 years
- Wand™ LED Light — fixture warranted for 5 years; power supply warranted for 3 years
- Beyond™ Movable Walls — 10 years; moving parts such as door hardware and door mechanisms — 5 years; customer's own hardware — supplier warranty

This warranty does not apply to:

- Normal wear and tear over the course of ownership, including fabric puddling
- Damage from sharp objects (e.g., writing utensils, heeled shoes, scissors, jewelry, keys)
- Modifications or attachments to the product not approved by Allsteel
- Products not installed, used, or maintained in accordance with product instructions and warnings
- Products used for rental purposes
- Damage caused by the carrier in-transit, which is handled under separate terms
- Third-party products. Allsteel, to the extent possible, will pass through to the original purchaser (and process claims under) any warranty provided by manufacturers of undercabinet lighting, ergonomic work tools, or other third-party products supplied by Allsteel.

TO THE EXTENT ALLOWED BY LAW, ALLSTEEL MAKES NO OTHER WARRANTY, EITHER EXPRESS OR IMPLIED, INCLUDING ANY WARRANTY OF MERCHANTABILITY OR FITNESS FOR A PARTICULAR PURPOSE. ALLSTEEL WILL NOT BE LIABLE FOR ANY CONSEQUENTIAL OR INCIDENTAL DAMAGES.

This warranty applies only to products sold within the United States of America and the Commonwealth of Canada.

Your Allsteel Dealer is our mutual partner in supporting your warranty requests. To obtain service under this warranty, please contact your Allsteel Dealer.

Stride® System

COM Policy

GSA Reference Page

COM Program

Allsteel understands that customers may at times want to specify fabrics outside of Allsteel's standard fabric offering. Our COM program was designed to make specifying COMs on Allsteel products a simpler, friendlier, and hassle-free process. This process is simple and easy to use, and is described below under "Allsteel to Supply." If a Dealer wishes to manage the COM process themselves, they can do so by following guidelines under "Dealer to Supply". Find out more about Allsteel's COM process by emailing our COM Department at **ASICSCOM@allsteeloffice.com**.

Allsteel to Supply:

1. Select the fabric you wish to use and check the Tailored Solutions Application on Synergy. You need the COM supplier's name, fabric pattern name, and color name to search for approved fabrics.
2. If your fabric is listed as an approved fabric, you may place your order directly with Allsteel Customer Support. Please use the fabric code (e.g., S216426XP) from the Tailored Solutions Test Request on your order in the place of the standard fabric code. **Make sure to mark on the top of the order "Allsteel to Supply."** If your fabric is not listed as approved, you will need to complete a COM Test Request on Tailored Solutions. Allsteel will arrange to obtain test fabric and you will be notified of the results within 3 to 5 working days of receipt of the test yardage by Allsteel.
3. If the fabric is approved, you will receive an email summary from Tailored Solutions with the correct price grade and fabric code for order purposes. Written COM price quotes hold pricing for 90 days after issue date.
4. Once the fabric has been approved by Allsteel, enter your order directly with Allsteel Customer Support. Allsteel will purchase all COM fabric directly from the COM suppliers and schedule for production.

   In the event that the Dealer decides to cancel a COM fabric order, the Dealer is responsible for the cost of the fabric plus a handling charge that is equal to 10% of the fabric cost.

Dealer to Supply:

1. Select the fabric you wish to use and check the Tailored Solutions Application on Synergy or call Allsteel Customer Support to see if the fabric you have chosen has already been tested and approved on the product you are interested in. You need to have the COM supplier's name, fabric pattern name, and color name for this inquiry.
2. If your fabric is listed as approved, you may estimate the yardage required by using Allsteel's COM Calculator on Tailored Solutions.
3. If your fabric is not listed as already tested and approved, you will need to complete a COM Test Request on Tailored Solutions. You will need to arrange for the test fabric to be sent to:

   Panel and Seating Test Fabric:
   Allsteel Inc.
   Attn: COM Dept.
   Dock Doors 46-48
   3000 North Hwy 61
   Muscatine, IA 52761

   Allsteel requires 3 yards of fabric for each panel system fabric being tested and 1 yard of fabric for all seating testing. Make sure to include two memo samples for each fabric to be tested with the test fabric. You will be notified of the test results within 3 to 5 working days of receipt of the test yardage by Allsteel.
4. Place your order directly with Allsteel Customer Support. **Make sure to mark on the top of the order "Dealer to Supply."**
5. All "Dealer to Supply" orders will be charged Grade 2 pricing for seating, Grade 1 pricing for Gather™, and Grade B pricing for panels. Dealers will pay for the COM fabric separately.
6. All "Dealer to Supply" fabric must be sent on a fabric roll.
7. Place your fabric order directly with the COM Supplier with instructions for the fabric to be sent on a fabric roll to:

   HNI Fabric Distribution Center — Dealer PO Number
   COM Production Yardage
   Docks 2-4
   3000 University Drive
   Muscatine, IA 52761

   Information that MUST be included in the packing slip attached to the fabric:

   1. Dealer's Purchase Order number to Allsteel
   2. Allsteel's Tracking number for the COM fabric
   3. Dealer Name
   4. Yards of Fabric

   If the fabric shipment does not match the correct fabric and yardage, Allsteel will notify the Dealer for resolution.

   If Allsteel receives fabric with incorrect labeling that cannot be linked to an Allsteel furniture order, Allsteel will hold the fabric for up to 7 days, while the COM Expeditor attempts to identify the order. After 7 days, Allsteel will return the fabric to sender. There are no exceptions to this policy.

   Any cancelled orders are subject to cancellation charges up to the full value of the Allsteel product cancelled. Allsteel will determine the actual cancellation charge at the time the cancellation is requested.

Additional Policy Information:

The company assumes no responsibility for the overall appearance, flammability, normal durability, colorfastness, or any other quality standards. The Company reserves the right to reject a COM if the quality of the COM is not satisfactory for the product. Should this occur, the customer will be notified with an explanation within 7 working days of receipt of test materials.

The company is not responsible for fabric that has become obsolete at the COM supplier, that is of poor quality, or that is delivered late to the manufacturer from the COM supplier. Excess yardage will be disposed of at Allsteel's discretion.

All cancellations or changes to COM orders are subject to Company approval. Because of the nature of COM, special fabrics, finishes, and structural modifications, products ordered as specials and then cancelled prior to shipment are subject to cancellation costs up to the full value of the product cancelled. The company determines the actual cancellation charge at the time the cancellation is requested. Upon approval, a cancellation number is issued to the Customer.

Purchase orders will not be accepted or entered unless the testing process is complete with positive results.

If all testing has been previously completed, re-testing is only necessary if fabric is to be used on a different product, or pattern direction has changed from that previously approved.

Previous test results can be obtained by a customer on the Tailored Solutions Application or by calling Allsteel Customer Support.

COM testing will require 3-5 working days from receipt of test yardage.

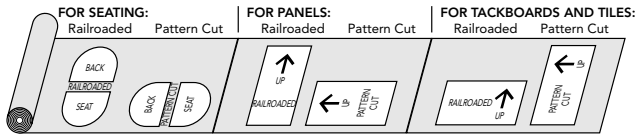

All COM fabric will be applied to seating and panel systems Pattern Cut unless Railroad Cut is requested and approved on the COM Test Request in Tailored Solutions. Any fabrics approved as a width pass, the dealer is responsible for clarifying Railroad Cut on orders containing items that are too large to support the Pattern Cut of a fabric application (any items larger than 48" high or wide).

Fire Retardant

The Dealer is responsible for ensuring that the COM fabric is certified to meet all flame retardant requirements.

For more information, please contact Allsteel Customer Support.

YARDAGE REQUIREMENTS FOR FABRIC WITH REPEATS — FOR USE ON GATHER™ PRODUCTS

Fabric Width	Plain Fabric	2"– 14" Repeat	15"– 19" Repeat	20"– 27" Repeat	28"– 36" Repeat
54"	0	+15%	+20%	+25%	+30%
53"	+6%	+19%	+24%	+28%	+36%
52"	+13%	+23%	+28%	+33%	+38%
51"	+19%	+26%	+31%	+36%	+41%
50"	+25%	+30%	+35%	+40%	+45%
49"	+30%	+35%	+40%	+45%	+50%
48"	+35%	+40%	+45%	+50%	+55%
47"	+45%	+50%	+55%	+58%	+65%

Depending upon the pattern repeat, it may be necessary to pattern cut the fabric. This will require 10% additional fabric.

To calculate multiple repeats (vertical and horizontal), add each repeat for total yardage required. For example for a fabric width of 54": 7" vertical requires 15%, 15" horizontal requires 20% total additional yardage required equals 35% (15% + 20%). Therefore, if your chair requires 2 yards of fabric, multiply 2 by 35%. Then 2.7 yards will be yardage required.

Special Paint & Stain Policy

Allsteel at its own discretion may modify its standard products with non-standard paint and stain colors to meet specific needs. Dealer is required to submit a special paint or stain request via the Tailored Solutions Application on Synergy. A sample of the non-standard paint or stain color desired will be required for matching. Pricing, lead time, and order information will be provided at the time of approval.

- For each new requested stain or paint, there will be a $500 net fee to cover supplier costs to match the special item.
- For existing, previously-approved stains or paints, there is no $500 matching fee, however, there is a sample chip fee of $175 net for stains and $100 net for paints.
- Samples, preferably at least 3" x 5" chips, of the exact color desired should be sent to the Allsteel Tailored Products Group. Paint matches require (3) sample chips and stain matches require (3) sample chips. Please mail these sample chips to the address below and reference the Special Item Request Number from Tailored Solutions.

  Allsteel Inc.
  Attn: COM Department
  Dock Door 46-48
  3000 North Hwy 61
  Muscatine, IA 52761

- Allsteel will color match the sample and send control samples to the address provided in the request. Dealer will review Allsteel's color match and approve by signing the back of the sample chip. Send the signed sample back to the Allsteel Tailored Products Group.
- Product pricing for all special paints falls under the Select Paint price grade.
- Orders will not be accepted until Allsteel receives the Dealer's written approval on the color match.
- Extended lead times will apply on orders containing special paints or stains.
- Due to manufacturing techniques, materials, and quality issues, some exclusions will apply and some matches may be declined.

Important Notes

- Natural veneer is subject to nature's quality control. Differences in grain and color are naturally occurring variations and cannot be controlled by the manufacturer and cannot be considered as product defects. Natural veneer has the characteristics and beauty of a living organism; with its own variations of grain, growth, and color patterns. For these reasons, Natural veneer is preferred by many for its warmth and personal characteristics.
- Color changes will occur over time when wood is exposed to light. For this reason, when new product is ordered as an addition to existing product, there will be color variances between the old and new product. Please remember when specifying new product that although the species of veneer will be the same, additional product is being manufactured from a different tree. It may take several months for the new furniture to mature to the color level of existing product. Even with this maturation process the additional product will not be an exact match.

Special Laminate Policy

The Company at its own discretion may modify its standard products with non-standard laminates to meet specific needs. Contact the Allsteel Tailored Products Group for pre-approved Wilson Art laminates and pricing for special laminates. When requesting a special laminate please supply manufacturer, along with name and pattern number of laminate.

- Extended lead times will apply on orders containing special laminates.
- Due to manufacturing techniques, materials, and quality issues, some product exclusions will apply and some requests may be declined.

Veneer Care Instructions

Veneer worksurfaces feature the Gunlocke® finishing system. The finishing system is a process that begins with the application of stains, which promote exceptional depth and clarity. Next the worksurface receives a specialized coating that provides exceptional durability and chemical resistance. The remaining surfaces receive a top coat. These finishing processes ensure depth, clarity, color consistency and durability throughout the product.

Veneer worksurfaces have exceptional resistance to:

- Heat and moisture (hot beverages, pizza boxes)
- Chemicals (liquid paper, nail polish)
- Stains (permanent markers)
- Scratches and impact (everyday wear and tear)

Caring for your veneer finish:

- General maintenance procedures entail wiping clean the entire surface with a clean, water dampened soft cloth once per week (be sure to wipe with the grain)
- Murphy's® Oil Soap may be used as a general purpose type cleaner with warm water to clean tops.
- The finish may also be polished with Guardsman® Furniture Polish (contains no waxes or silicones) to provide renewed luster.
- Be sure to wipe up all spills immediately. Do not allow spills to dry.

Wood owes its inherent beauty to variations in color, grain and texture, and therefore, these variations are not considered defects. There may be minor variations from one piece of furniture to the next even though they are finished at the same time. Exposure to light and the aging process will cause a darkening of natural wood products. Light finishes on wood products do not mask the natural characteristics of wood. Allsteel does not guarantee the exact matching of grain, pattern and color.

Notes

Stride® System

A full gallery of typicals from each Allsteel system can be found on our website: **www.allsteeloffice.com/TypicalsGallery**. *Each typical includes a complete BOM with current pricing, downloadable CAD files, and PDFs of each drawing.*

Use the Allsteel Typicals Gallery to find the components in a Single Stride Station…

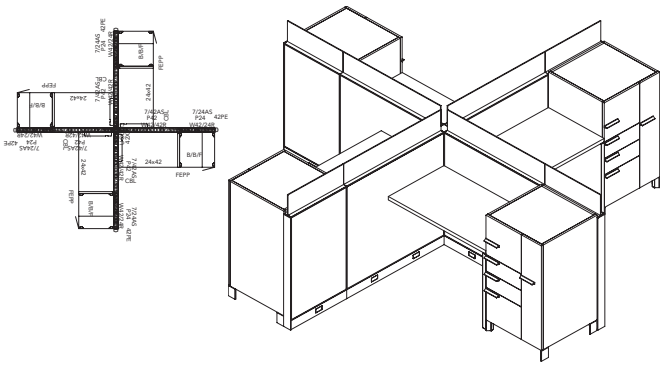

L Station 5'-6" x 5'-6" (4-pack)
Typical #STR-665

Line Item	Product Description	Qty	Model Number
1	Raceway Panel Frame w/o Top Trim 42½"H x 42"W	4	**Z04242WR**
2	Raceway Panel Frame w/o Top Trim 42½"H x 24"W	4	**Z04224WR**
3	Flat Top Trim 24"W	4	**Z324PT**
4	Flat Top Trim 42"W	4	**Z342PT**
5	3 Universal Connector Blocks (42½"H to 57½"H)	1	**Z3UCON3**
6	Panel Mounted 24"D x 29½"H End Support Panel	4	**Y62924PENP**
7	42½"H E-End Trim	4	**Z342PE**
8	42½"H 4-Way Light Block Kit with 'X' Top Cap	1	**Z342XX**
9	37½"H x 42"W Tackable Acoustic Non-Ported Tile	8	**Z43742T**
10	37½"H x 24"W Tackable Acoustic Non-Ported Tile	8	**Z43724T**
11	7½"H x 42"W Panel Mounted Screen	4	**Z40742AS**
12	7½"H x 24"W Panel Mounted Screen	4	**Z40724AS**
13	Primary 24"D x 42"W Flat Edge Laminate w/o Grommets	4	**T52442SN**
14	Cantilever Bracket 24"D Left-Hand	4	**T6CB24L**
15	Stride 42½"H x 24"W x 24"D Tower Right B/B/F Linear Pull	4	**ZDT422424RGL**

Learn how Stride can move from Private Office…

Private Office 10'6" x 7'8"
Typical # STR-222

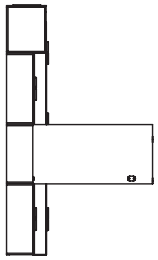

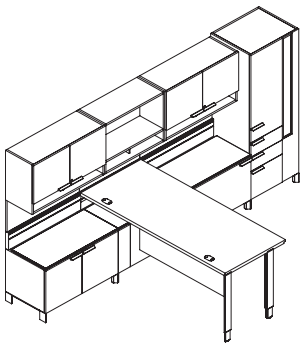

…to Open Plan.

Open Plan "L" Station 16′ x 8′ (2-pack)
Typical # STR-1032

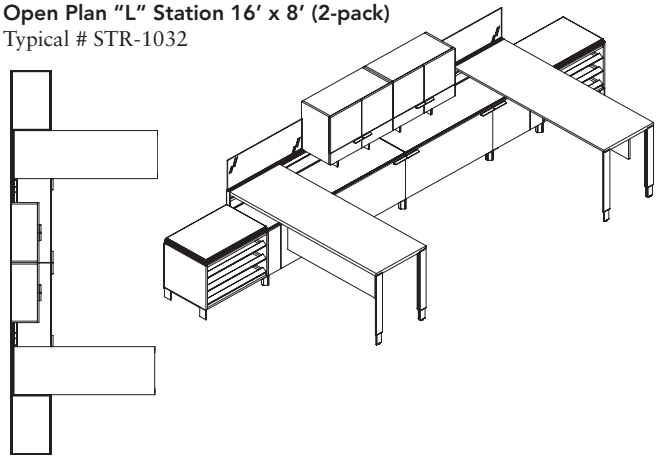

Visit www.allsteeloffice.com/TypicalsGallery to view these typicals and more.

Introduction 11-15

FRAMES, CONNECTORS, AND TILES

Working with Frames, Screens, and Connectors..... 16-27
Working with Tiles..... 28-34
Working with Off-Modular..... 35-38

Frames

Base Raceway and Footed Panel Frames 39
Stacking Frames, Segment Kits, and Conversion Kits..... 40
Low Profile Glass Stacker Kits and Tie Brackets 41
Panel Mounted Screens 42-43
Doors — Hinged and Sliding..... 44
Flat Top Trim — Painted and Veneer 45

Connectors

Connector Blocks 46
2-, 3-, 4-Way, and 120° Light Block and Vertical Trim 47-52
Wall Mount and Wall Track..... 53

Tiles

Fabric Tackable Acoustical, with Port, and to-the-Floor 54-58
Steel, Steel-to-the-Floor, and Perforated..... 59-60
Tool 61
Marker Board — Porcelain or Steel..... 62
Landscape Surface 63
Laminate and Laminate to-the-Floor..... 64
Single Pane Glass and Pass Thru Trim Kits 65
Veneer, Veneer to-the-Floor, and Tile Sets..... 66-70

Off-Modular

Non-Rail Based Off-Modular Brackets 71
Rail-Based Off-Modular Tiles and Brackets..... 72-73

ELECTRICAL (8-WIRE)

Working with Electrical & Data..... 74-83
In-feeds and Power Poles..... 84
Power Harnesses, Pass-Thru Cables, and Jumper Cables 85
Duplex Receptacles and Electrical Data Components 86-87

WORKSURFACES AND SUPPORTS

Working with Worksurfaces and Supports 88-103

Laminate Flat Edge and Rabbet Edge

Primary and Primary Desking 104-105
Linear Taper and Linear Taper Desking 106-107
Linear Saddle and Linear Saddle Desking..... 108
Linear Corner and Linear Corner Cove..... 109
Linear J and Linear J Desking 110-111
Linear Boomerang and Linear Peninsula 112
Linear D-Shape and Linear Quarter 112
Secondary (Laminate and Veneer) 113
Countertops..... 114

Fluid Form Eased Edge and Laminate Flat Edge

Countertops 114
Primary, Wave, and Corner 115-116
Corner Cove, D-Shape, Quarter-Round, 120°, and 60° 117
Peninsula, P-Shaped, and Jetty 118
Boomerang and Reef 119

Altitude® Surfaces and Tables

Altitude Dual-Surface and Adjustable-Height 120
Sit-to-Stand Height-Adj. Mechanism and Worksurfaces 121

WORKSURFACES AND SUPPORTS — continued

Veneer Square Edge and Rabbet Edge

Primary and Primary Desking 122-123
Linear Taper and Linear Taper Desking 124-125
Linear Saddle and Linear Saddle Desking 126
Linear Corner and Linear Corner Cove 127
Linear J and Linear J Desking 128-129
Linear Boomerang and Linear Peninsula 130
Linear D-Shape and Linear Quarter 130
Countertops 131
Wave, Corner, and Corner Cove 132-133
Peninsula, P-Shaped, Jetty, and Boomerang 134
120° Corner, 60° Pie, and Quarter-Round 135

Non-Standard Sizes — Laminate and Veneer

9120 Program..... 136-137

Supports

Painted Wood End Panel Legs..... 138
Metal End Support and In-Line Support Panels 139
Post Legs and Table Post Legs 140
C-Legs, Light Scale Legs, and Metal Support Columns 141
Worksurface Brackets, Support Channel, Wire Manager 142
Screens and Modesty Panels 143-144

WOOD STORAGE — Painted Wood

Overview and Features..... 145-148
Working with Credenzas and Pedestals 149-154
Working with Credenza Rails, Electrical, and Data..... 156-164
Working with Towers and Combination Files..... 165-167
Working with Overhead, Cabinets, and Storage..... 168-173

Credenzas and Pedestals

Low Credenzas and Veneer Front Low Credenzas 174-175
High Credenzas and Veneer Front High Credenzas..... 176
Pedestals 177
Credenza Tops, Backs, Accessories, and Cushions 178-181
Credenza Rail and Trim 182-183
4-Wire Electrical for Credenzas..... 184

Towers

42½"H, 50"H, 65"H Towers, and Combination Files..... 186-193

Overheads, Horizontal Storage, and Perch Cabinets

Overheads, Horizontal Storage, and Perch Cabinets..... 194-199

METAL OVERHEADS

Working with Metal Overheads and Shelves..... 201-203
Overhead Cabinets, Shelves, and Up-mount Kits 204-205

BENCHING

Working with Benching and Storage 206-223
Worksurfaces and Supports for Benching..... 224-230
Electrical (8-Wire) and Data for Benching..... 231-233
Screens for Benching..... 234-236
Painted Wood Storage for Benching 237-240

Stride®

Introduction

GSA Reference Page

Keep pace with your environment.

When designing Stride, we set out to discover a furniture platform that could evolve to reflect the changes today's organizations are experiencing. To create components that could adapt to personal preferences and demands of different job functions. To make of the most sustainably minded and manufactured products available. What we found is a whole new way to build a better office environment.

You're asking more of your staff. So we asked more of our furniture.

Today, you have to get more done in less time and in a smaller space. Stride responds by maximizing every inch you have. We made storage smarter with details like under-desk corner drawers for tucking away a recycle bin or binders, and sliding shelves for quick, easy access to projects. Perch overhead cabinets and rail-mounted screens bring storage within easy reach and create desktop privacy. And a clever credenza rail not only supports worksurfaces at different heights for managing multiple tasks, it offers easy access to technology.

Designed for real people and real work.

Stride supports multiple job functions, not rigid hierarchy. So it's possible to create an office that serves everyone, whether they work side-by-side or back-to-back. We found a simple way to make every task more comfortable with sit-to-stand worksurfaces that allow users to change postures. Staying organized is easy with a variety of open and enclosed storage options. Low panels and glass screens keep the space clean, lean, and light.

Space that works like an office, but feels like home.

Because each component of Stride was designed with every other component in mind, the entire collection works together seamlessly. Countless thoughtful details have been designed to increase comfort, improve effectiveness, and add visual appeal. Storage dresses up with elegant pulls, a sophisticated mix of materials, footed bases, and the welcome surprise of a Landscape™ surface tower sidelight. A work wall with both open and enclosed storage makes the private office elegant, inviting, and functional.

As Stride was being developed, we considered everything from raw materials to end-of-life for each component. But we also considered the needs of the person using the furniture. A range of contemporary worksurface shapes makes it easier to get work done. Segmentation every 7½" offers unlimited access to power. And design details like footed panels, tiles to-the-floor, and spanning glass create a welcoming aesthetic. So even the most straightforward workspace can be more inspiring, long-lasing, and productive.

With simplification of form and subtleness of strength, Stride benching supports highly collaborative users who need dedicated spaces, as well as mobile workers who only need to touch down for part of the day. Exceptionally easy access to power and data allows people to settle in or come and go. Cantilever storage combines space division and personal storage in one functional, visually dynamic solution. And the elegantly designed open leg supports long spans, creating uninterrupted workspaces.

A people-centric approach to furniture design makes spaces more comfortable, functional, and friendly. It's flexible enough to support the different ways that people work. As your company grows and changes, so does Stride; built-in flexibility allows the collection to adapt to your organization's evolving needs. Yet it's more than furniture. It's a platform for building better environments, while protecting the one we have.

An exceptional new collection of materials — textiles, finishes, landscape material options and color palette — were also developed for Stride and many of these additions help to bring a more residential vs. contract ethos to the furnishings.

With an integrated and cohesive kit of universal components, Stride supports a broad range of applications from private office to open plan, and a seamless migration from an environment with more separation to one with more openness or vice versa. Stride can be scaled down or up with ease — adding, subtracting, or rearranging, providing a stunning degree of versatility and flexibility to adapt to the organization and the individual.

Stride brings it all together in one complete collection of surfaces, storage, and space division.

Mix and match worksurfaces, storage and space division for your own unique solution. Stride achieves a stunning degree of versatility and flexibility. The use of cohesive, scalable materials and finishes creates a beautiful aesthetic in every application.

PRIVATE OFFICE

Traditional

Stride Desking with traditional Painted Wood Storage workwall.
Typical # STR-244

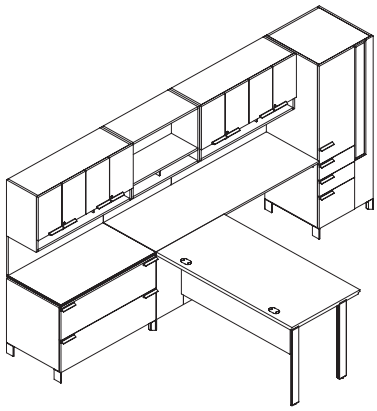

Progressive

Stride Desking with Rail-based Painted Wood Storage workwall.
Typical # STR-222

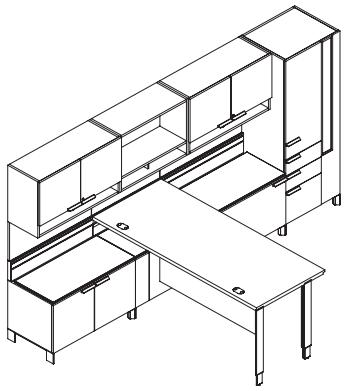

OPEN PLAN

Stride Panels with Metal Storage
Typical # STR-643

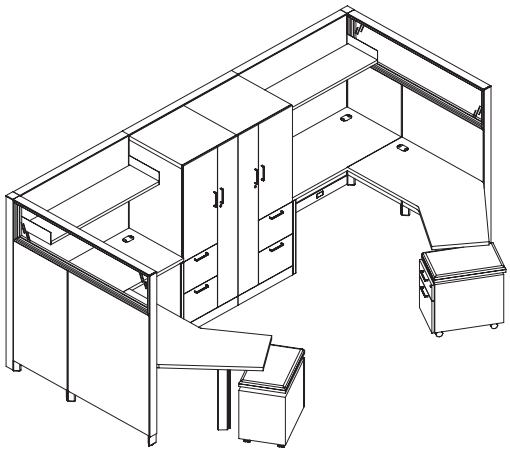

Stride Panels with Painted Wood Storage and Desk Screens
Typical # STR-834

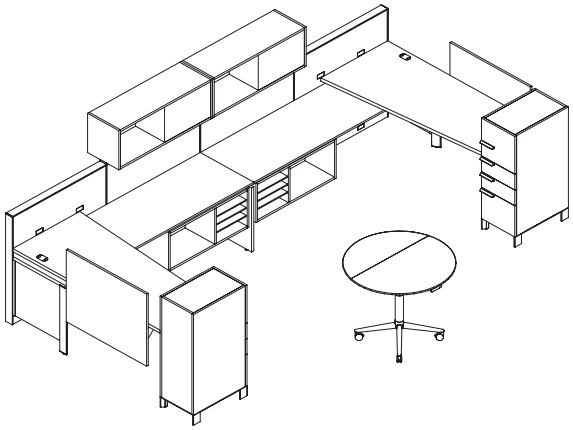

Stride Desking with Painted Wood Storage Spine
Typical # STR-1032

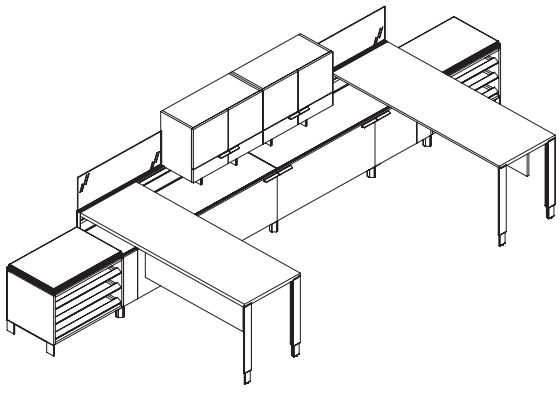

Note: Stride Typicals can be found at **www.allsteeloffice.com/TypicalsGallery**.

Stride®

SPACE DIVISION

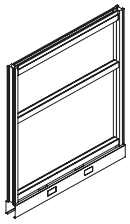
Raceway Panel

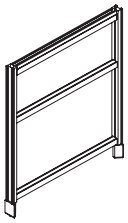
Footed Panel

Low Profile
Glass Stacker Kit

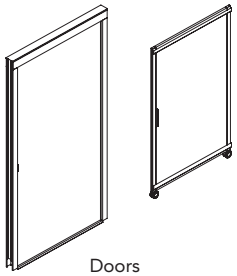
Doors

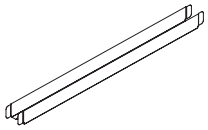
Segment Kits

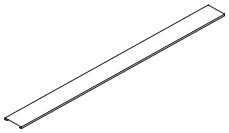
Top Trim and Spanning
Top Trim

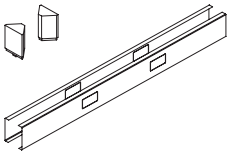
Panel Conversion Kits

Connector Blocks

Trim

Light Block Kits

TILES

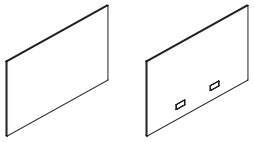
Tackable Acoustical
(Non-Ported and Ported;
To-the-Floor)

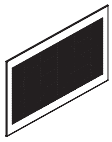
Steel
(Perforated and
To-the-Floor)

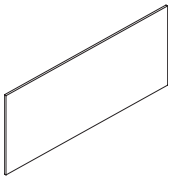
Landscape


Tool Tile

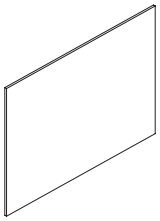
Laminate
(To-the-Floor)

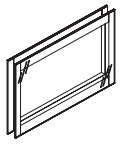
Glass Tile Kits

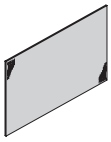
Veneer


Veneer
(To-the-Floor)

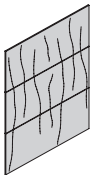
Natural Veneer Tile Sets

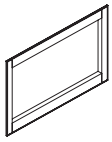
Pass-Thru Trim Kits

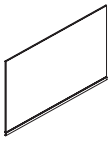
Off-Modular Tile Kits

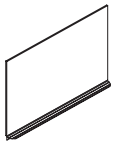
Marker Board
(Porcelain, Steel)

SCREENS

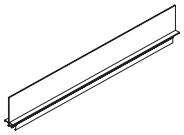
Panel Mounted Screens

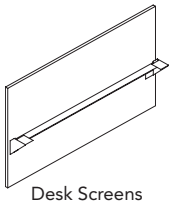
Desk Screens

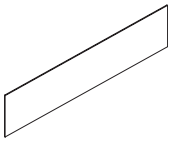
Credenza Rail Mounted
Screens

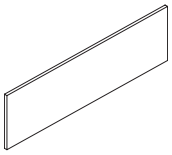
Modesty Panels

WORKSURFACES & SUPPORTS

Linear Worksurfaces — Laminate with Flat Edges or Veneer with Square Edges

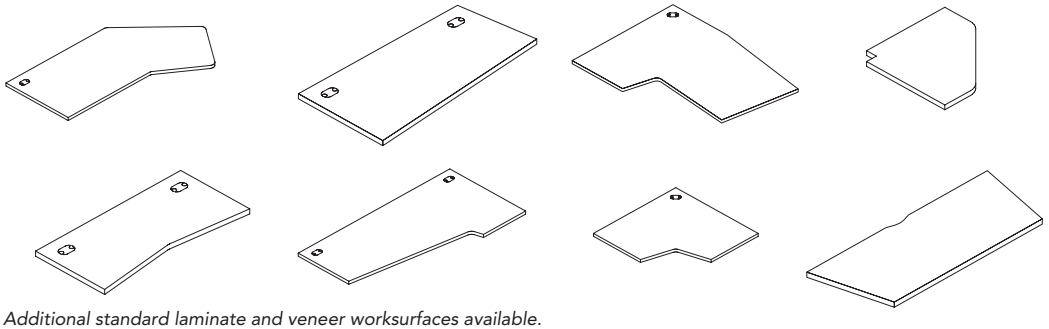

Additional standard laminate and veneer worksurfaces available.

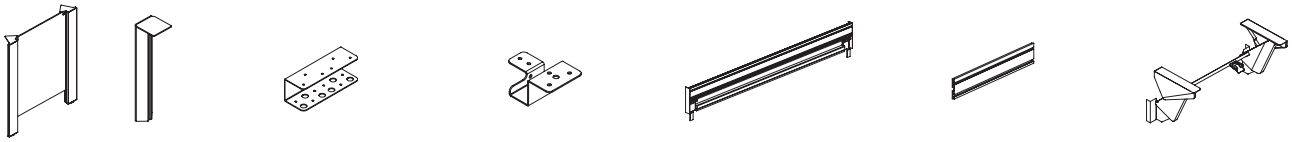

Support Legs | Support Column | Layered Worksurface Bracket | Off Modular Worksurface Brackets | Credenza Rail | Tower Rail | Sit-to-Stand Height Adjustable Mechanism

STORAGE

Wood Storage — Painted Wood

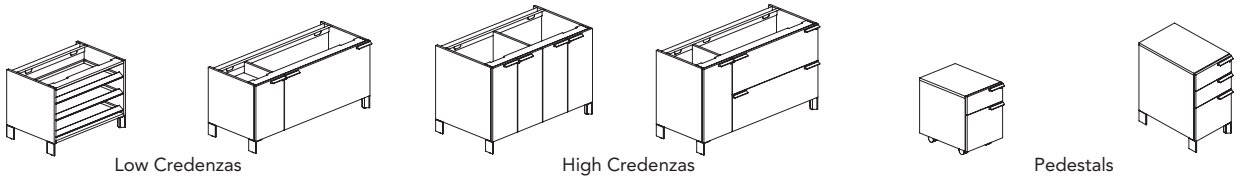

Low Credenzas | High Credenzas | Pedestals

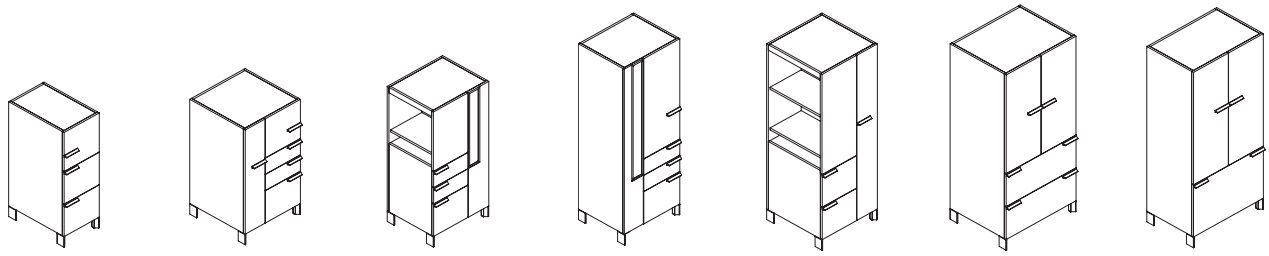

Towers | Combination Files

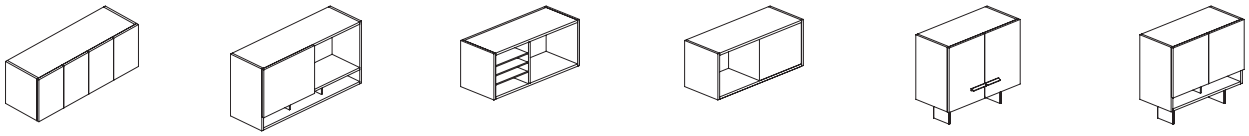

Overhead Cabinets | Horizontal Storage | Perch Cabinets

Metal Storage

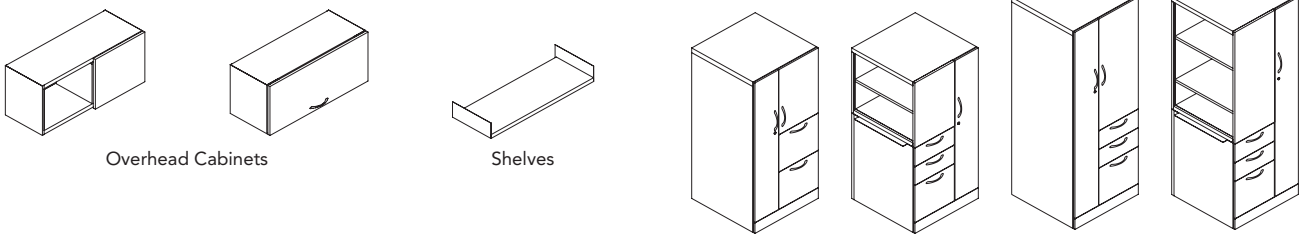

Overhead Cabinets | Shelves | Personal Towers

Frames

GSA Reference Page

Structural Base Panel Frames

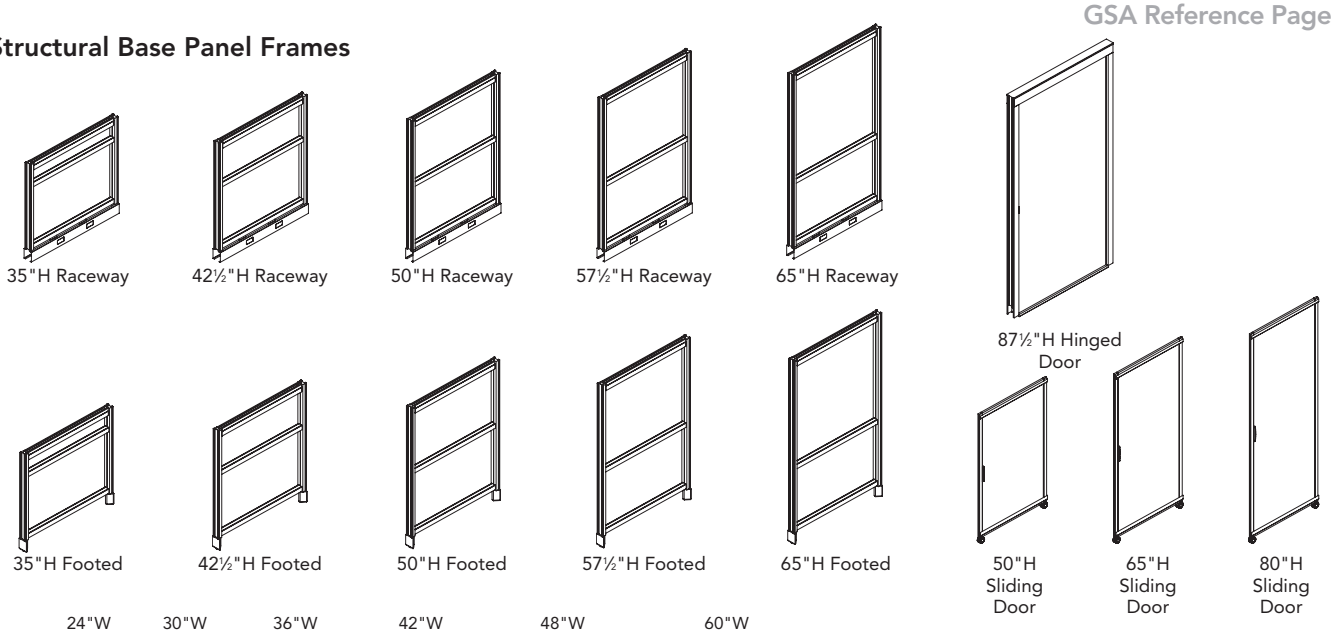

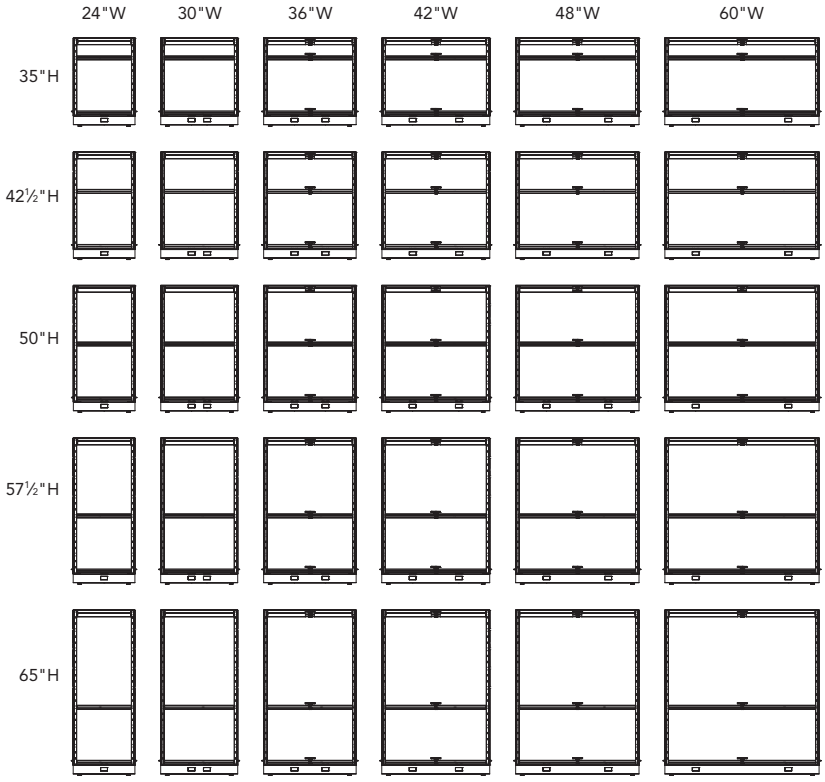

Stacking Frames

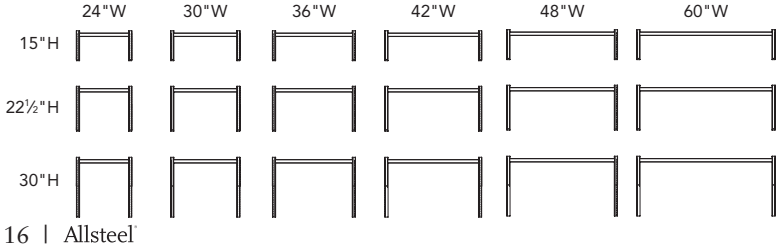

Low Profile Glass Stacker Kits

D *Discontinued 12/31/2015*

Frames

Stride® — Working with Frames

GSA Reference Page

Stride base raceway panel frames include frame, base pathway covers, and in-line connection attachment hardware. Footed panel frames include panel feet. No electrical or data capabilities in base of footed panel frames. Base raceway to footed and footed-to-base raceway kits can be used to convert existing frames to footed style or to base raceway covered style.

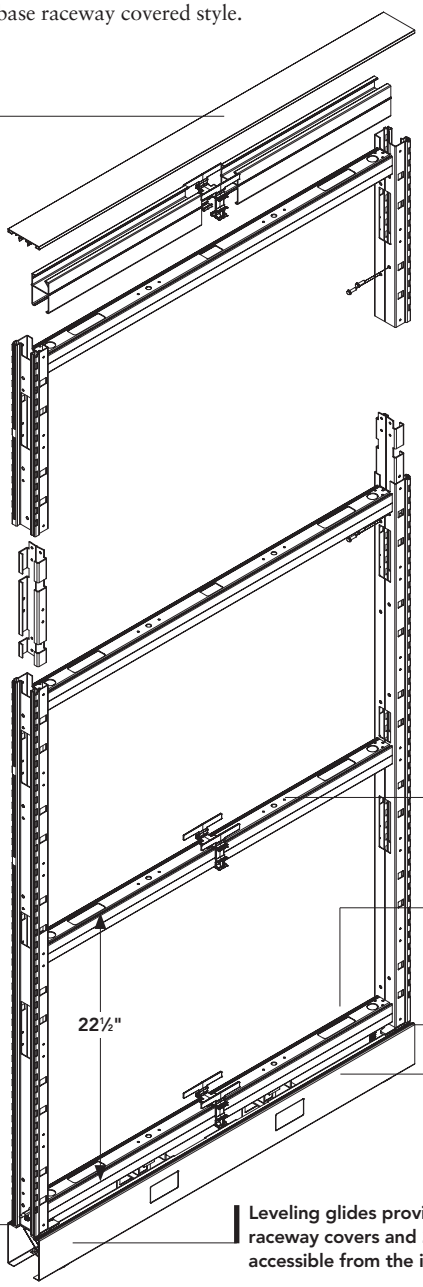

Panel frames are only available without top trim. Flat top trim (ordered separately) is available in painted or veneer to match panel width or to span multiple frames.

Panels (frames and tiles) are 3" thick (use 3⅛" to calculate intersections in length of panel run).

Stacking frames are available in 15", 22½", and 30"H.

Structural panel frames are available in 35", 42½", 50", 57½", and 65" nominal heights.

Frames accommodate tiles at 7½" increments. One segment kit (ordered separately) required on base panel frames and stacking frames between each segmented tile.

Beltline area accommodates electrical power and provides desktop access to data and communication cables.

Horizontal cross-members at 22½" provide additional rigidity on frames.

All steel horizontal members have vertical cable and electrical routing capacity.

Opening in the side of uprights accommodates a large volume of data cabling and electrical.

Frames can be specified with knockouts only on one side of base raceway cover.

4"H base raceway cover has outlet openings that accept duplex receptacles or commercially available modular data faceplates. Optional raceway cover with additional opening or no outlet openings available.

Lay-in base raceway accepts voice, data, and fiber optic cable, as well as electrical system.

Leveling glides provide 2¾" of adjustment on frames with raceway covers and 2" of adjustment on footed frames. Glides are accessible from the interior of the frame, except on panel feet.

Stride Frame Dimensions (Actual)

Depth:	3" (use 3⅛" to calculate intersections in length of panel run)
Widths:	24", 30", 36", 42", 48", 60"
Heights*:	34⅜", 41⅞", 49⅜", 56⅞", 64⅜"
Stacking Frames:	15", 22½", 30"H
Leveling Glides on Frames with Raceway Covers:	2¾" range
Leveling Glides on Footed Frames:	2" range

*with levelers fully retracted

Panel Frames and Conversion Kits (pages 39-40)

- Specifications: formed steel vertical members, with tubular steel horizontal members are welded into a strong, sturdy structural panel frame.
- Top trim, tiles, and segment kits are ordered separately depending on application choice.
- Panel frames are standardly shipped with base raceway covers or decorative feet installed. There is no electrical or data capabilities in base of footed panel frames.
- Base raceway to footed and footed-to-base raceway kits can be used to convert existing frames. Footed-to-base raceway kits ship with glide tower assembly. Conversion process requires panel to be removed from panel run.
- Direct connections between same height frames in a continuous run are accomplished with provided hardware. There is no incremental increase in length along the run.
- For adequate stability, one of two methods of stabilization shown on page 19 must be adhered to.

Frames

Building vertically with Stride frames

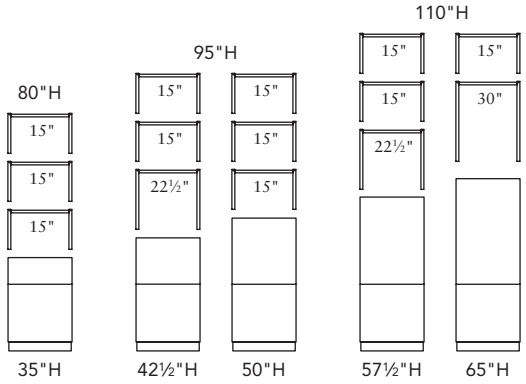

Stacking Connection

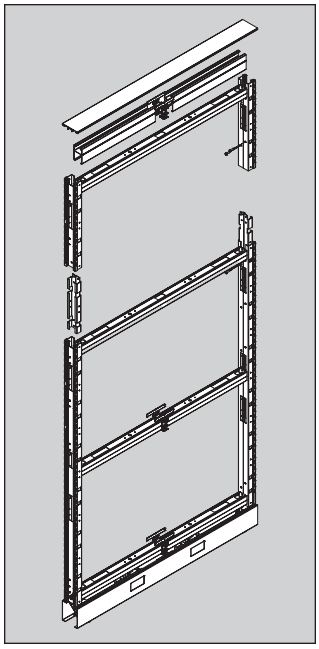

Segmented Panels

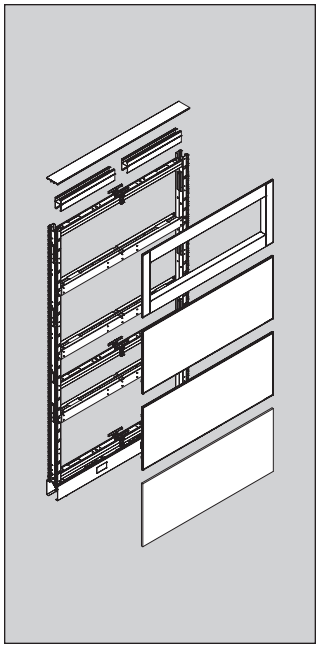

A low profile glass stacker kit is a single pane of clear or frosted safety tempered glass centered within a silver metal frame.

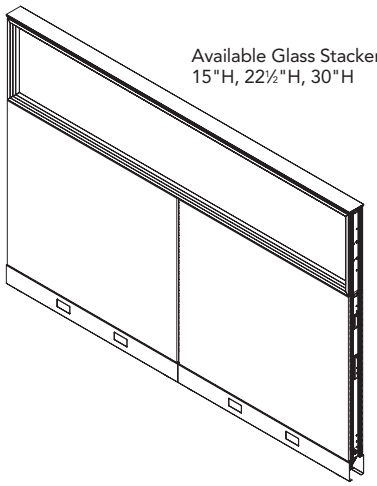

Stacking Frames (page 40)
- Stacking frames can be added to the top of any base panel frame.
- This stacking connection provides a solid metal-to-metal connection, allowing the stacking frame to accept hang-on components, per Allsteel configuration guidelines.
- A maximum of three stacking frames are allowed on base panel frames 35"H-65"H up to a maximum height of 110". Do not combine differing frame widths in a single stack or span multiple base panel frames with stacking frames.
- Guidelines for using overhead storage with stacking frames are given on page 202.
- Includes attachment hardware.
- Add appropriate connector blocks (2 per stacker level).
- When adding stacking frames, the top trim and top trim retainer are removed from the base frame and installed on the uppermost stacking frame.
- To maintain panel mounting slot modularity 22½"H stacking frames should only be used with 42½"H, 57½"H base panel frames or 87½"H door frames. To match 87½"H door frame height, use a 65"H base panel frame with a 22½"H stacking frame (slot modularity will be lost on stacker). To maintain modularity on 35"H, 50"H, and 65"H base panel frames use 15"H or 30"H stacking frames.
- If panel mounting slots are not being used, any stacking frame can be used on any base panel frame of matching width.

Segment Kits (page 40)
- One segment kit required (order segment kit separately) on base panel frames and stacking frames between each segmented tile.
- Segment kit not required at beltline (22½" above the base raceway).
- One segment kit accommodates segmentation on both sides of the frame.
- Segment kit is required to mount electrical other than at beltline or base raceway. Kit provides support for components at 7½"H increments.
- Segment kit not required between low profile glass and base frame.

Low Profile Glass Stacker Kits and Tie Brackets (page 41)
- Single pane clear or frosted safety tempered glass encased within a frame.
- Glass is positioned in the middle of the stacking frame.
- Can be used to span multiple frames when the combined frame width is equal to the low profile glass stacker width.
- Mounts to base panel frame(s) as a stacking unit.
- The top trim from the base panel frame or spanning top trim is used to finish the top of low profile glass stacker kit.
- For use at top position only.
- Low profile glass stackers are non-structural. Do not hang or stack on top of low profile glass stacker kits.
- Cannot mount a countertop on low profile glass stacker kits.
- Tie bracket kit(s) required when two or more low profile glass stackers are adjacent (order separately). Specify based on low profile glass stacker kit intersections at the same height only, ignoring base frames at the same height.
- Tie bracket kits only connect to low profile glass stacker kits. They do not attach to base frames.
- Low profile glass stackers do not have panel slots.
- Height of low profile glass stackers must be considered when calculating overall height.
- Horizontal segment kit is not needed below low profile glass stacker.
- Add appropriate additional connector blocks.
- Uppermost tile(s) on base frame(s) below low profile glass stacker must be removed for stacker installation.

Building horizontally with Stride frames

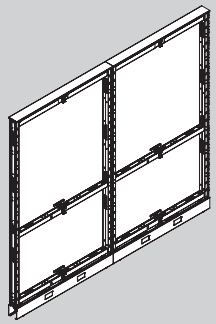



Direct connections between same height frames.

Important planning guidelines: For adequate stability, one of two methods of stabilization must be adhered to:

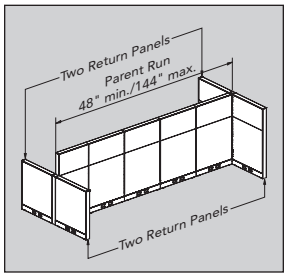

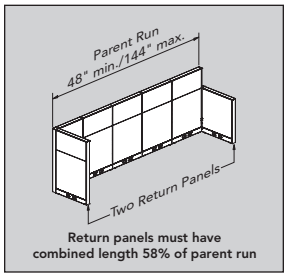

Return panels must have combined length 58% of parent run

- **Method 1—Opposing returns:** A parent run must be a minimum of 48" and a maximum of 144" between return panels. The parent run must have a minimum of two return panels running in opposing directions on each end of run. Return panels must be a minimum of 24"W; and must not be any more than 30" shorter in height than parent run.
- **Method 2—Single-sided returns:** A parent run must be a minimum of 48" and a maximum of 144" between return panels. The parent run must have a minimum of two return panels totaling at least 58% of its length, extending in one direction. Return panels must not be any more than 30" shorter in height than parent run. Any run under 100" must have a minimum combined length of 60" of return panels.

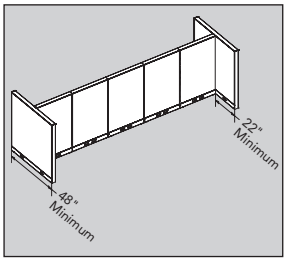

- **An off-modular return panel** must be at least 48"W and there must be at least 22"W on one side of the parent run.

Note: Alternate stabilization methods available using back- or side-mounted Stride credenzas — see pages 20-21.

Tie Bracket Kits for Low Profile Glass Stackers (page 41) D

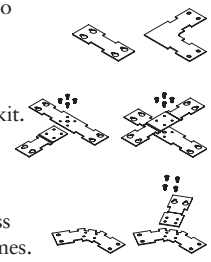

- For use with low profile glass stackers when two or more low profile glass stacker kits come together at a connector juncture.
- Only used when attaching one low profile glass stacker kit to another low profile glass stacker kit.
- Specify based on low profile glass stacker kit intersections at the same height only, ignoring base frames at the same height.
- Tie bracket kits only connect to low profile glass stacker kits. Brackets do not attach to base frames.

Panel Mounted Screens (pages 42-43)

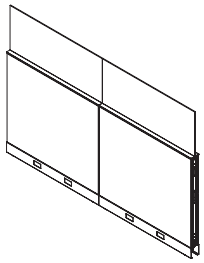

- A panel mounted screen is a frameless insert that is integrated into the top trim on a base panel frame.
- The panel mounted screen replaces the top trim on base panel frame or stacking frame on which it is mounted.
- Panel mounted screens cannot be mounted on low profile glass stackers.
- "G" grooved end trim must be used when a base panel frame below a panel mounted screen is shorter than the adjacent in-line panel.
- Panel mounted screens are non-structural and therefore cannot be stacked on top of support hanging elements.
- Finishes and Sizes:
  Clear or Frosted safety glass — available in 7½"H and 15"H

Hinged Door Panel Frame (page 44)

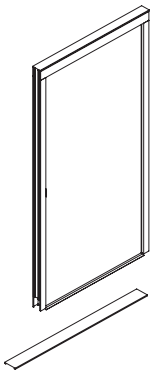

- Includes 42"W frame, top trim, 36"W door, hinges, and attachment hardware.
- Door is available in laminate or veneer finish.
- Order door knob or lever separately, see page 44.

Sliding Door and Mounting Kit (page 44)

- See illustration and specification information on page 22.

Standard Flat Top Trim (page 45)

- Used when specifying base panel frames without top trim.
- Top trim can span individual or multiple base panel or stacking frames.
- It is possible to span multiple frames when the combined frame width is equal to the top trim width.
- Some examples are listed on page 45, other combinations are possible.
- Available in painted or veneer finish.

Connector Span Flat Top Trim (page 45)

- It is possible to span multiple frames and one ("TS", "XS", or "SS") connector when the combined frame width is equal to the top trim width and one "S" style connector.
- Only to be used on a parent run where all return panels are at a lower height (extended straight connections only).
- Available in painted or veneer finish.

D *Discontinued 12/31/2015*

Frames and Credenzas

Low Credenza Side to Panel Bracket

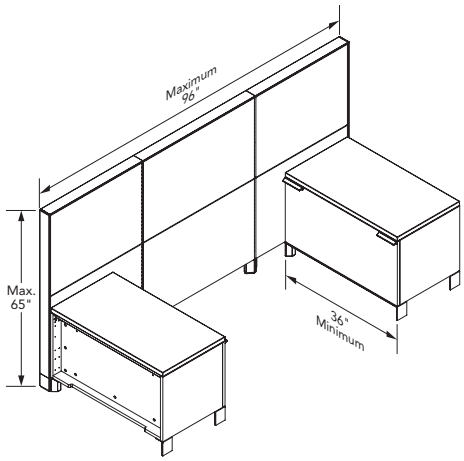

Side-mounted low credenzas

- The minimum Stride low credenza width is 36" on each end.
- With a mid-run floor support the maximum panel run is 144".
- Without a mid-run floor support, the maximum panel run is 96".
- Overheads and shelves cannot be used with side-mounted low credenzas.
- Worksurfaces (if specified) must be mounted on the same side of the parent run as the credenzas.
- Panel frame maximum height is 65"H. Stacking frames can be used.

Credenza Back to Panel Bracket — Modular

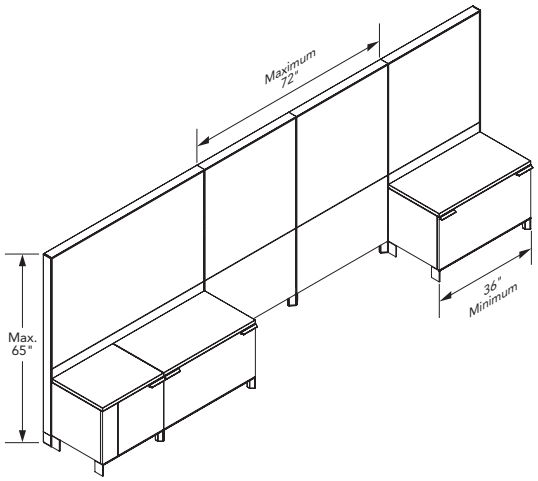

Back-mounted credenzas

- The minimum Stride credenza width is 36"W on each end.
- The maximum panel run between back-mounted credenzas is 72".
- With the use of one bracket kit, two credenzas can be ganged together up to 72"W and can span two panels. Each panel must be the same width as each credenza.
- When using overhead cabinets or shelves, both sides of the run must have credenzas that are the same width as the panel or panels joined without a connector.
- Overheads, shelves, and worksurfaces must be mounted on the same side of the parent run as the credenzas. Stacking frames cannot be used with overheads.
- Panel frame maximum height is 65"H.

Credenza Back to Panel Bracket — Off-Modular Ends

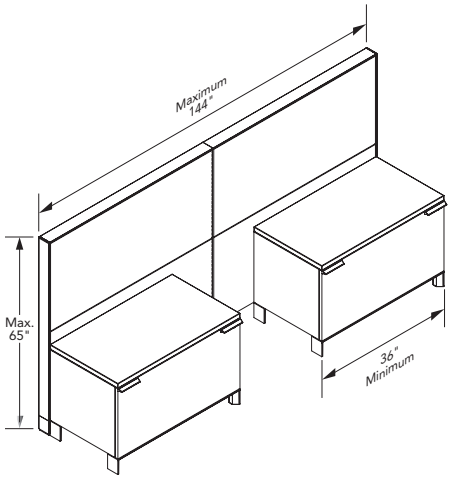

Off-Modular back-mounted Credenzas

- The minimum Stride credenza width is 36"W.
- With a floor support the maximum panel run is 144".
- Without a floor support, the maximum panel run is 96".
- Overheads and shelves cannot be used if both ends of the credenza are not on modular.
- Panel frame maximum height is 65"H. Stacking frames can be used.

High Credenza Side to Panel Bracket

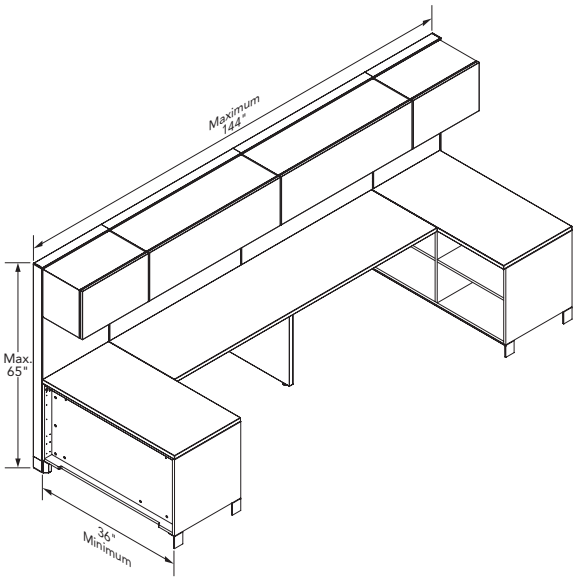

Side-mounted high credenzas

- The minimum Stride high credenza width is 36"W on each end.
- With a floor support the maximum panel run is 144".
- Without a floor support, the maximum panel run is 96".
- Overheads, shelves, and worksurfaces must be mounted on the same side of the parent run as the credenzas. Stacking frames cannot be used with overheads.
- Panel frame maximum height is 65"H.

Credenza Side to Panel Bracket with Return Panel

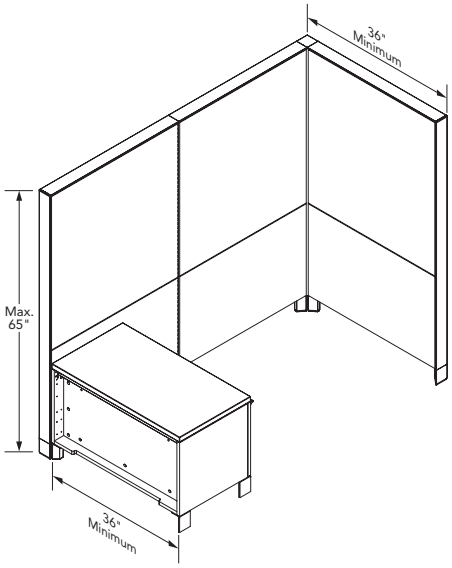

Bracket with return panel

- Minimum Stride credenza width 36".
- With a floor support the maximum panel run is 144".
- Without a floor support, the maximum panel run is 96".
- The minimum size for panel return is 36"W x 35"H.
- Overheads, shelves, and worksurfaces must be mounted on the same side of the parent run as the high credenza.
- Panel frame maximum height is 65"H.

Frames

Stride® — Working with Sliding Doors

GSA Reference Page

The sliding door for Stride is system specific; one model for Stride with specific mounting kits for each door ordered. With a frosted translucent insert and your choice of Core or Select paint, the sliding door will create a unique look for any office environment.

Sliding doors are available in 50", 65", and 80"H models and can mount to 30", 36", 42", and 48"W panels. They accommodate a 36"W opening and are 42"W, nominally. The doors ship from the factory non-handed and become handed when field installed to fit the specifications of the project. The handle pulls located on each side of the door are color matched to the trim to create a uniform style. And with the threshold free design, the sliding door offers better aesthetics and safety by eliminating the potential for tripping.

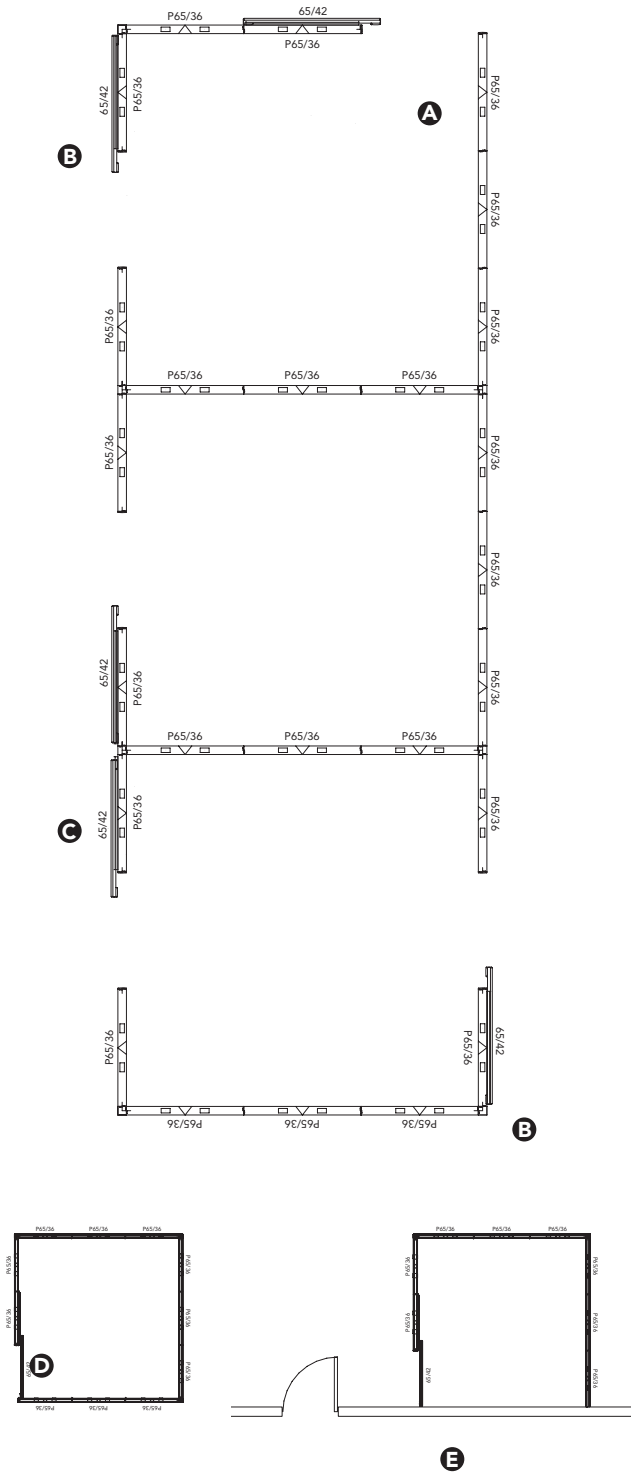

Sliding Doors and Mounting Bracket Kits (page 44)

- The system requires the ordering of both a door and a mounting bracket kit.
- The door and mounting bracket kits are system specific. The Stride door and mounting kit only works with Stride.
- All sliding doors are 42" wide to accommodate a 36"W opening. Doors are non-handed and non-locking.
- A mounting bracket kit must be ordered for each door corresponding to the mounting panels width (30", 36", 42", or 48"W) on which the kit is being installed.

General Guidelines for Layout Planning of Sliding Door

- Stability guidelines must be followed when specifying a sliding door. (Refer to page 19). The sliding door system was designed to close an opening in a run of parallel panels. Doors mounted to long runs of panels without floor support, ties to worksurfaces or return panels may seem less stable.
- If the door is used to close an opening **(A)** where the panel opposite the door is at 90°, there will be a gap equal to the panel thickness between the door and the panel end when closed.
- When planning the layout, care must be taken if the plan includes a door mounted on a panel that is less than 42"W.
- If the panel is at a corner **(B)**, the door will protrude into the aisle or next workstation when in the open position.
- If back-to-back doors are mounted on panels **(C)** that are less than 42"W they will interfere with each if both are open at the same time.
- The door is attached at the base of the panel at any end position with a wrap around bracket. Bracket kits are ordered in conjunction with appropriate end trim profiles. The slots at the base of the panel must be clear **(D)** and cannot be utilized by worksurface supports or panel hung components.
- If the door is mounted to a panel run that is positioned adjacent to a wall **(E)** or an inside 90° angle and there is not a 42" clearance between the track and the wall/inside 90° the assembly of the first stop will be difficult and plans will need to be modified for the assembly.
- If a door is closing an opening of a workstation that includes a "T" connector in the opposite wall, an extended straight connector may need to be used to maintain the 36" required opening.
- Door leveling is dependent on floor being level.

Notes

Connectors

There are three components to consider when specifying Stride connectors: 1) connector blocks 2) light block kit 3) vertical trim. Light block and trim must be ordered separately. See examples of "L", "T", and "X" configurations on pages 26 and 27.

Connector Blocks

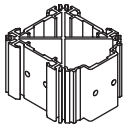

2-Way, 3-Way, and 4-Way Universal Connector Blocks

2-Way 120° Connector Blocks

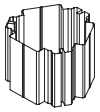

3-Way 120° Connector Blocks

35"H Frames = 2 Connector Blocks
42½"H Frames = 3 Connector Blocks
50"H Frames = 3 Connector Blocks
57½"H Frames = 3 Connector Blocks
65"H Frames = 4 Connector Blocks

Add connector blocks for each level:
7½"H = 1 connector block
15, 22½ or 30"H = 2 connector blocks

STEP 1: CONNECTOR BLOCKS (page 46)

- Universal connector blocks are used to connect frames at "L", "T", "X", or "S" connector junctures, 2-Way "B" 120° connector blocks are used for 120° connector junctures, and 3-Way "C" 120° connector blocks are used for 3-way connector junctures.
- At all connector junctures, specify the number of base frame connector blocks based on the height of the shortest base frame(s).
- Starting at the top of the lowest base frame and going up, add additional connector blocks for each level change. *A level change is any difference in height between frames and/or stacking frames within a connector juncture, not necessarily top cap to top cap. A level change includes a stacking frame (each stacking frame level requires 2 connector blocks).*
- Continue adding blocks for each level until there are fewer than two frames remaining above the last specified level.

Light Block

2-Way Light Block **3-Way Light Block** **4-Way Light Block**

2-Way "L" 2-Way "S"

120° Light Block

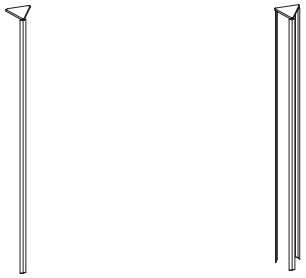

2-Way "B" 3-Way "C"

2 Frames (90°) = 2-Way Light Block Kit (L)
3 Frames = 3-Way Light Block Kit (T)
4 Frames = 4-Way Light Block Kit (X)

2 Frames (120°) = 2-Way Light Block Kit (B)
3 Frames (120°) = 3- Way Light Block Kit (C)

STEP 2: LIGHT BLOCK KIT (pages 47-52)

- Each light block kit includes a top cap transition piece and light block. Light block can be specified without top cap for use in extended straight specifications when using spanning top trim.
- Connector blocks and trim must be ordered separately. Trim is available in painted or veneer finish. If top cap only (for use at a 2-way extended straight connector juncture) no light block is required.
- Light block height is equal to the tallest frames. ***Exception:*** When there is only one tallest frame, determine the light block height considering the frames(s) at the next highest frame height.
- Light block quantity is determined by the number of frames at the connector juncture.
- The top cap transition piece is determined by the configuration of the tallest frames at a connector juncture. ***Exception:*** When there is only one tallest frame, specify the top cap transition piece considering the frame(s) at the next highest frame height **and** the tallest frame.
- The top cap transition piece will be located at the height of the light block light block kits can also be specified without a top cap transition piece.

Light Block Model Logic:

Stride connector = **Z365XS**

	6 5	X	S
Z3	**2a.** Height	**2b.** Connector Junction	**2c.** Top Cap Trans. Piece (config.)

2a. Light block height = ⌴ ⌴
2b. Connector junction = ⌴
X – 4-Way
T – 3-Way
L – 2-Way
B – 120° – 2-Way
C – 120° – 3-Way
2c. Top cap transition piece (configuration): X, T, L, S, B, C = ⌴
Letter codes will be the same if panels are all the same height.

Vertical Trim

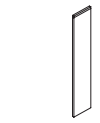

"VH" Variable Height End Trim



"EG" Grooved Variable Height End Trim

"L" 2-Way 90° Filler Trim

"F" Flat Filler Trim (Use 2 for "S" Extended Straight)

"B" 2-Way 120° Filler Trim

"E" End Trim

"EF" End Trim for Footed Panel

STEP 3: TRIM (pages 47-52)

- Vertical trim finishes off panel frames and connectors - available in painted or veneer finish. Connector and light blocks must be ordered separately.
- Vertical filler trim is specified by first considering the location (height) of the top cap transition piece at the connector juncture. (Step 2)

Variable Height (pages 47-52)

- Directly above the top cap transition piece, specify variable height vertical trim "VH" to cover the exposed frame. "VH" attaches directly to the end of the panel frame to finish ends in a high-low condition.
- "G" grooved variable height end trim is used when the base frame of a panel mounted screen is shorter than the adjacent in-line panel.

Filler Trim (pages 47-52)

- Below the top cap transition piece, fill voids to cover exposed connector blocks. If there are two adjacent exposed sides (90°) use "L" 90° vertical filler trim. "L" 90° vertical filler trim attaches to connector blocks
- Fill in remaining voids with "F" flat vertical filler trim, which also attached to connector blocks.
- For "S" extended straight configurations, specify 2 "F" flat vertical filler trim pieces.
- "B" vertical filler trim is used below the top cap transition piece in 120° configurations.

Finished Ends (page 52)

- "E" vertical end trim attaches to the end of the panel frame for use as a finished end on base raceway panel frames.
- "EF" vertical end trim for footed panel is used as a finished end on footed panels frames.
- Wall mount kits provide a means to affix a panel frame to a permanent building wall. Kit adds ¼" to length of panel run.

Wall Kits

Wall Mount Kit

Wall Track

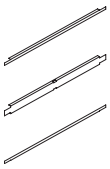

Wall Track Tile Attachment Kit

Wall Track Tile Segement

"W" Wall Mount Kit (page 53)

- Includes top cap.
- Adds 1¼" to run.
- Provides means to affix a panel run to permanent building wall.
- Anchor devices are not supplied.
- Available in painted or veneer finish.

Wall Track (page 53)

- Allows for mounting of system panel components on permanent wall structures.
- Vertical wall track is 60"H. Field cut for lower heights.
- Wall track will add ⅞" to depth of attached components.
- One pair — left and right included.

Wall Track Tile Attachment Kit (page 53)

- Allows mounting of Stride tiles to wall track segments.
- Includes two top/bottom bars and one middle segment bar.
- Add additional wall track tile segment(s) if attaching more than two tiles.

Wall Track Tile Segment (page 53)

- Includes one middle segment bar for additional segmentation.

Connectors

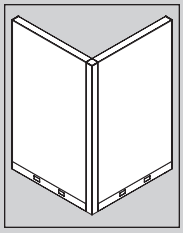

"L" CONFIGURATION — 65"H / 65"H

Models:

Step 1: Connector Blocks
Z3UCON4

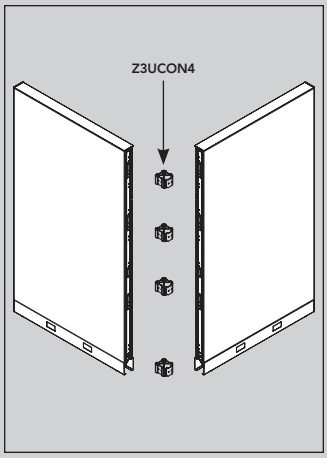

Step 2: Light Block Kit
Z365LL

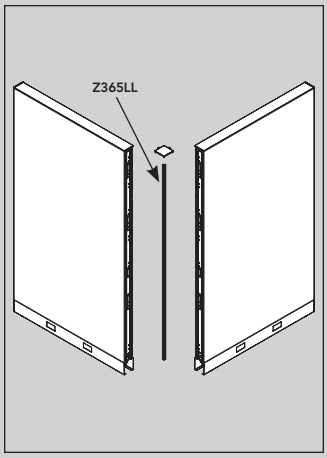

Step 3: Trim
Z365PL

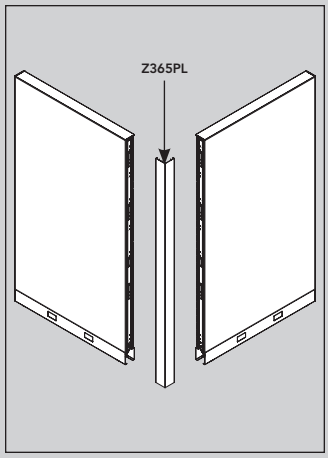

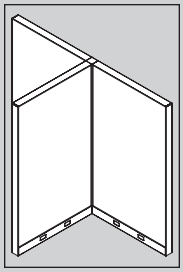

"T" CONFIGURATION — 65"H / 65"H / 65"H

Models:

Step 1: Connector Blocks
Z3UCON4

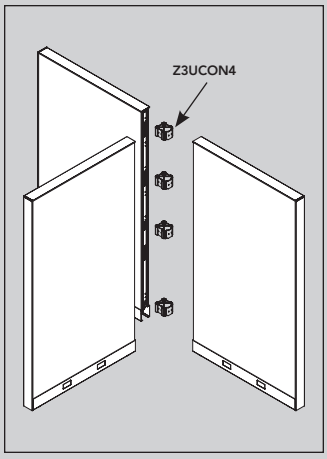

Step 2: Light Block Kit
Z365TT

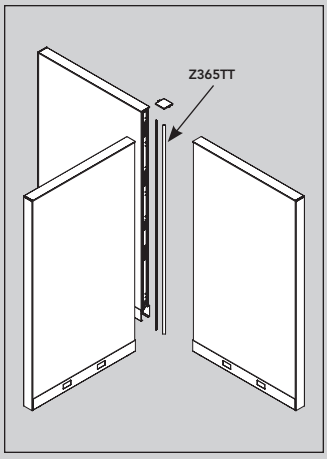

Step 3: Trim
Z365PF

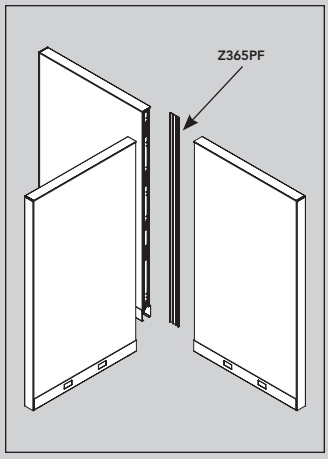

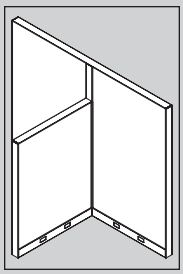

"T" CONFIGURATION — 65"H / 65"H / 50"H

Models:

Step 1: Connector Blocks
Z3UCON5

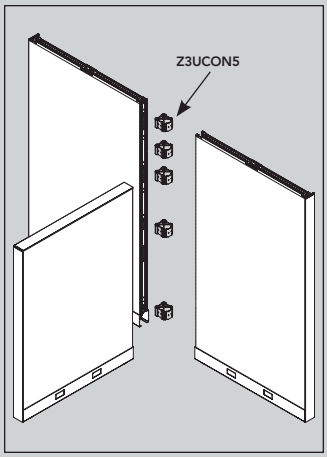

Step 2: Light Block Kit
Z350T

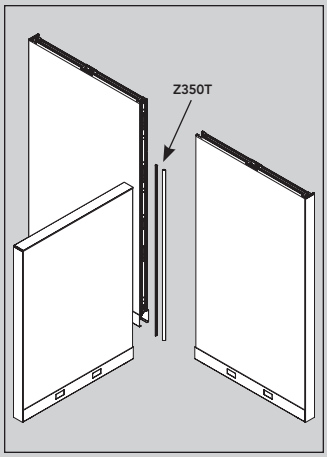

Step 3: Trim
Z365PF
Z315PF
Z375PT (Spanning Top Trim)

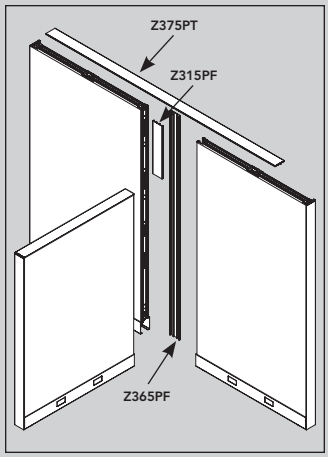

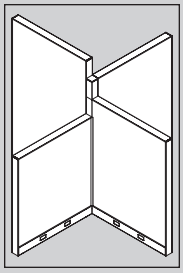

"X" CONFIGURATION — 65"H / 57½"H / 50"H / 42½"H

Models:

Step 1: Connector Blocks
Z3UCON5

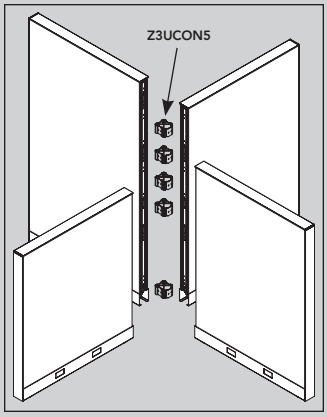

Step 2: Light Block Kit
Z357XL

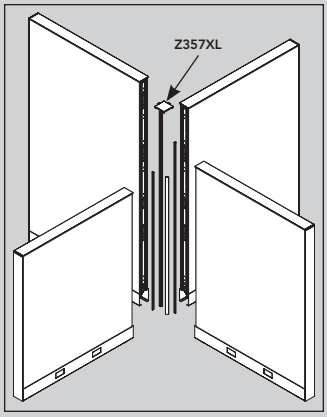

Step 3: Trim
Z307PF
Z307PL
Z307PVH

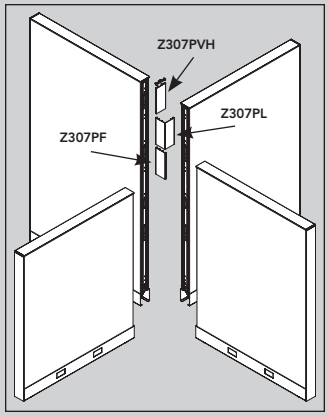

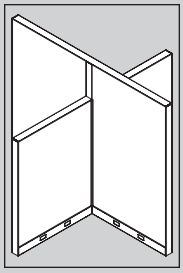

"X" CONFIGURATION — 65"H / 50"H / 65"H / 50"H

Models:

Step 1: Connector Blocks
Z3UCON5

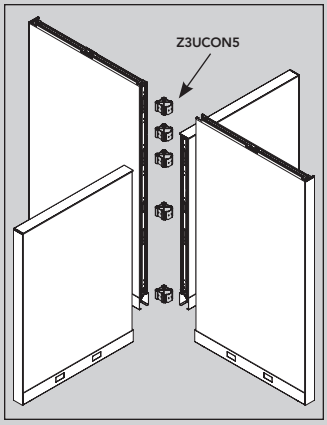

Step 2: Light Block Kit
Z350X

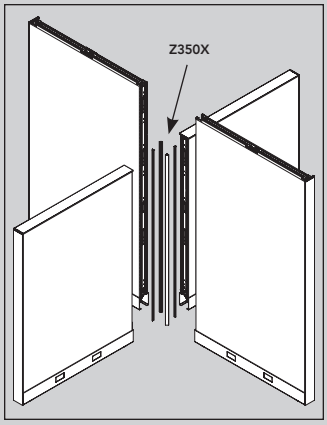

Step 3: Trim
Z315PF
Z315PF
Z375PT (Spanning Top Trim)

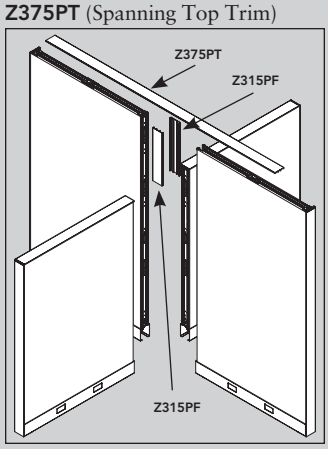

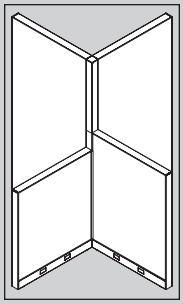

"X" CONFIGURATION – 80"H (65"H frame + 15"H stacker) **/ 80"H** (57½"H frame + 22"H stacker) **/ 50"H / 42½"H**

Models:

Step 1: Connector Blocks
Z3UCON8

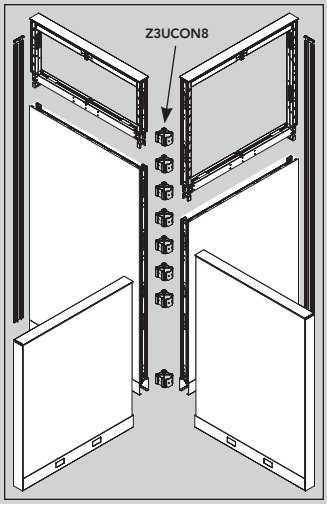

Step 2: Light Block Kit
Z380XL

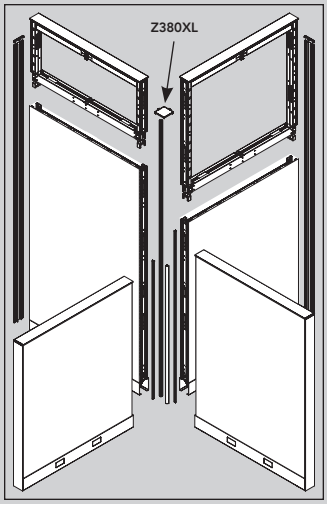

Step 3: Trim
Z330PL
Z307PF

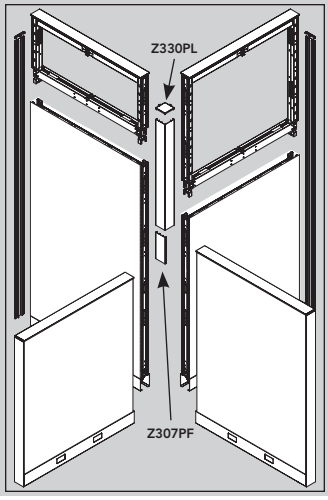

Tiles

Stride® — Working with Tiles

GSA Reference Page

Stride tiles come in a variety of styles. Select the aesthetic* and functional combination that meets your specific requirements.

Additional tiles available, see pages 29-34.

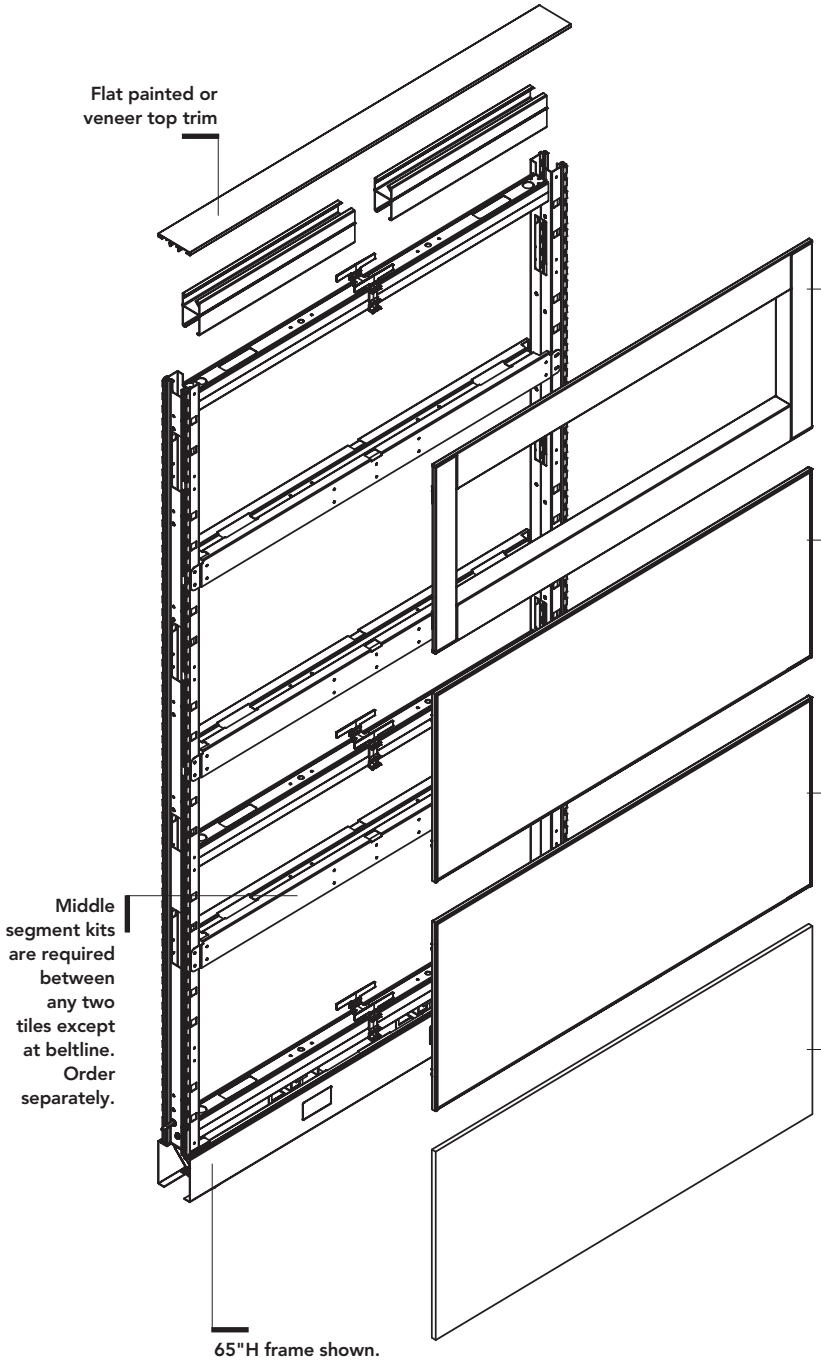

*Aesthetics of opposing tile surface and/or frame interior should be considered when selecting perforated or light colored translucent materials.

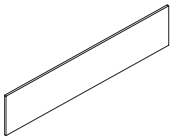

7½"H Tile

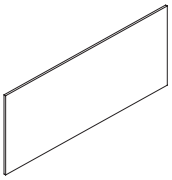

15"H Tile

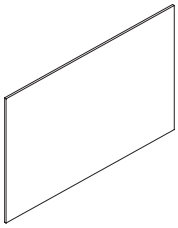

22½"H Tile

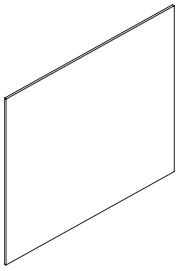

30"H Tile

Landscape™ Surface Material is a ¼" thick material that is available for use on tiles, tower sidelights, storage fronts, panel mounted screens, and modesty panels. The Landscape surface material offering for Stride includes: Infinite Spectrum™, Pearlescent Strata, Seaglass™, Foundation, and Quattro. Refer to the matrix below for usage guidelines.

Infinite Spectrum
- Infinite Spectrum is a PANTONE® color-matched 100% recyclable material. A PANTONE color is specified using a PANTONE print or paints and interiors color guide number or PANTONE MATCHING SYSTEM®.
- When using the print color guide, use the uncoated (U) color references, metallics are not available; or use the architecture and interior color guide. A sample kit must be ordered and reviewed to confirm the color prior to order entry.
- Visit www.pantone.com for additional PANTONE information.

Pearlescent Strata
- Pearlescent Strata is a 100% recyclable polyester resin material. The material has a pattern that runs horizontally except on 65"H tower sidelights, it runs vertically.
- Pearlescent Strata is available in five color options: Glacier, Quartz, Shadow, Shell, and Tortoise.

Seaglass
- Seaglass is a 100% recyclable polyester resin material.
- Seaglass is available in two color options: Cool Mist and Warm Mist

Foundation
- Foundation is a fabric material laminated between recyclable PETG resin sheets.
- Foundation is available in two color options: Pure White and Sand.

Quattro
- Quattro is fabric laminated between recyclable PETG resin sheets.
- Quattro is available in Platinum.

Frosted Translucent
- Frosted Translucent is ¼" thick Plexiglas acrylic with flat polished edge.
- Frosted Translucent is available in one color option: Frost.

	Tiles	Tower Sidelights	Storage Fronts	Panel Mounted Screens	Desk Screens	Modesty Panels
Infinite Spectrum	•	•	•	•		•
Pearlescent Strata	•	•	•			
Seaglass		•	•	•		•
Foundation	•	•	•			
Quattro	•	•	•			
Frosted Translucent					•	

Tiles

Tiles ship with attachment clips installed. Tiles do not include segment kits, order separately.

Tackable Acoustical Tiles

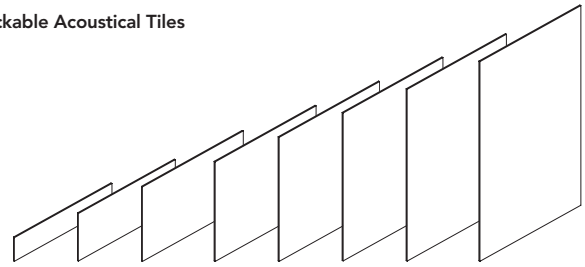

7½", 15", 22½", 30", 37½", 45", 52½", 60"H

Port Tiles

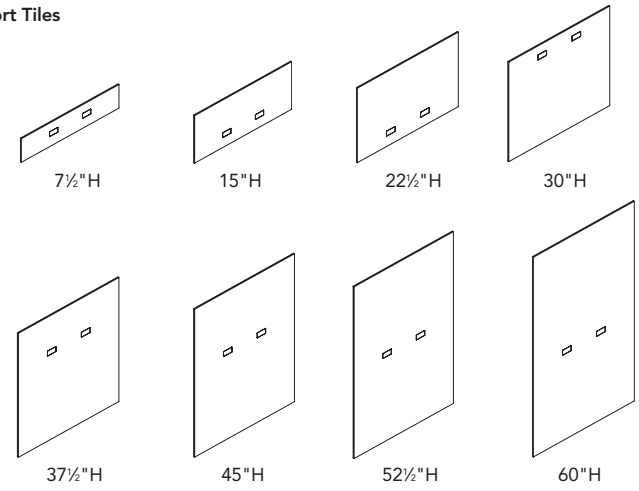

Coordinate Grommet Color with Paint Color:

Paint Color	Grommet Color
Brilliant White — PQ8	White — EW
Carob — P52	Black — E4
Champagne — PR5	Muslin — EU
Fossil — P28	Flint — E9
Gunmetal — PR3	Brownstone — EY
Parchment — P93	Muslin — EU
Platinum — PR2	Loft — EV

Tackable Acoustical
Tile-to-the-Floor

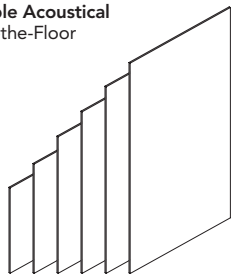

22½", 30", 37½", 45", 52½", 60"H

Steel Tiles

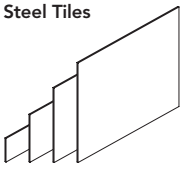

7½", 15", 22½", 30"H

Steel
Tile-to-the-Floor

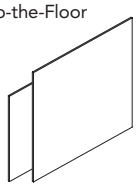

22½", 30"H

Perforated Steel Tiles

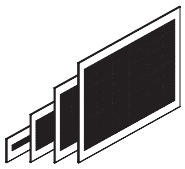

7½", 15", 22½", 30"H

Tool Tiles



7½", 15"H

Tackable Acoustical Tiles (pages 54-55)
- Tackable and acoustical. 7½"H-60"H, 20"W-60"W.
- Tiles do not include segment kits — order separately.
- Tiles are level® 2 when a level® 2 fabric is used.

Port Tiles (pages 56-57)
- Receptacle openings with blank covers (1 in 24"W tiles; 2 in wider tiles).
- Receptacle openings have the ability to accept most commercially available modular data plates.
- Tackable and acoustical. 7½"H-60"H, 24"W-60"W.
- Grommet opening dimension is 1.375"H x 2.700"W.
- When using rail based off-modular, ported tile grommets may interfere with frames mounted perpendicular to the spine.
- 7½"-15"H port tiles can be mounted in any position except bottom position on frame.
- 7½"-22½"H are ported in the bottom for use when segmenting.
- 22½"H port tiles can be flipped for below worksurface power access.
- 30"-60"H port tiles are used to position grommets above a worksurface mounted at 29½"H. Designed for use in bottom position, but can be used in any position.
- Tiles do not include segment kits — order separately.
- Tiles are level® 2 when a level® 2 fabric is used.

Tackable Acoustical Tiles to-the-Floor (page 58)
- Tackable and acoustical. 22½"H-60"H, 20"W-60"W.
- Tiles to-the-floor are to be used in the bottom position only.
- Tiles to-the-floor are 5" longer to accommodate to-the-floor applications and replace base raceway cover.
- Tiles do not include segment kits — order separately.
- Tiles are level® 2 when a level® 2 fabric is used.
- Cannot use tiles to-the-floor with footed panel frames.
- Requires simple in field modification to frame glide tower. After modification, base raceway cover cannot be used with fabric or steel tiles.

Steel Tiles (page 59)
- Painted steel construction. 7½"H-30"H, 20"W-60"W.
- Tiles do not include segment kits — order separately.
- Steel tiles can be used in any location.

Steel Tiles to-the-Floor (page 59)
- Painted steel construction. 22½"H-30"H, 20"W-60"W.
- Tiles do not include segment kits — order separately.
- Tiles to-the-floor are to be used in the bottom position only.
- Tiles to-the-floor are 5" longer to accommodate to-the-floor applications and replace base raceway cover.
- Attachment hardware included.
- Cannot use tiles to-the-floor with footed panel frames.

Perforated Steel Tiles (page 60)
- Tiles do not include segment kits — order separately.
- Allows air flow when placed on each side of panel.
- Aesthetics of opposing tile surface and/or frame interior should be considered when selecting perforated steel tiles.
- Should not be used at locations that span horizontal segment kits or at beltline.

Tool Tiles (page 61)
- Sturdy aluminum extrusion.
- Accommodates Extensions™ work tools — weight capacity not to exceed 80 lbs. If monitor arm attached subtract 25 lbs.
- Consideration needs to be given to height of tools and location of worksurfaces and storage.
- Do not segment within the center of the back side of a 15"H tool tile, instead use two 7½"H tool tiles.
- Tiles do not include segment kits — order separately.
- Do not use at top of wall track.

Tiles

Tiles ship with attachment clips installed. Tiles do not include segment kits, order separately.

Porcelain Marker Board Tiles

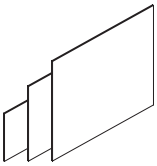

15", 22½", 30"H

Steel Marker Board Tiles

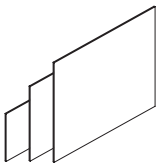

15", 22½", 30"H

15" W
Marker Board
Tray

Landscape Surface Tiles

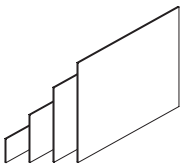

7½", 15", 22½", 30"H
Infinite Spectrum™, Pearlescent Strata, Foundation, Quattro

Laminate Tiles

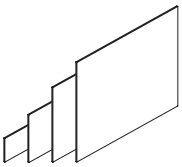

7½, 15", 22½", 30"H

Laminate Tile-to-the-floor

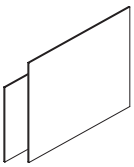

22½", 30"H

Glass Tile Kit

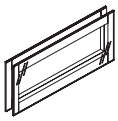

15"H

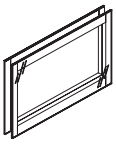

22½"H

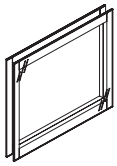

30"H

Pass-Thru Trim Kit

15"H

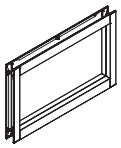

22½"H

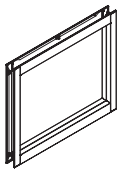

30"H

Porcelain Marker Board Tiles (page 62)
- White porcelain-coated steel surface encased within a steel frame.
- Accepts magnetic accessories.
- Paint color for frame must be specified.
- Marker boards ship with tile attachment clips installed.
- Tiles do not include segment kits — order separately.
- 15"W magnetic marker board tray that is natural aluminum is available. Order model TK4TRAYMS separately.

Steel Marker Board Tiles (page 62)
- White marker board tile; painted steel surface.
- Accepts magnetic accessories.
- Tiles do not include segment kits — order separately.
- 15"W magnetic marker board tray that is natural aluminum is available. Order model TK4TRAYMS separately.

Landscape Surface Tiles (page 63)
- ¼" material encased within a painted steel frame.
- Paint color for frame must be specified.
- Tiles do not ship with segment kits — order separately.
- Should not be used at locations that span horizontal segment kits or at beltline.
- Available in Infinite Spectrum™, Pearlescent Strata™, Foundation™, and Quattro.

Laminate Tiles (page 64)
- High pressure laminate construction.
- Tiles do not include segment kits — order separately.
- Available in all standard laminate finishes.

Laminate Tiles to-the-Floor (page 64)
- High pressure laminate construction.
- Available in all standard laminate finishes.
- Tiles to-the-floor are to be used in the bottom position only.
- Tiles to-the-floor are 5" longer to accommodate to-the-floor applications and replace base raceway cover.
- Do not use tiles to-the-floor with footed panel frames.
- Tiles do not include segment kits — order separately.

Single Pane Glass Tile Kits (page 65)
- Kit includes single pane of tempered safety glass for one side of frame and trim for the other side of frame.
- Glass is flush on one side.
- Tiles do not include segment kits — order separately.
- Kits ship with tile attachment clips installed.
- Attachment hardware included.
- Should not be used at locations that span horizontal segment kits or at beltline.
- Low profile glass stacker kits also available.

Pass-Thru Trim Kits (page 65)
- Painted steel frame.
- Open frame without tiles, used for ability to pass objects from one side of frame to the other.
- Segment kits not included — order separately.
- One kit accommodates both sides of panel frame.
- Attachment hardware included.
- Should not be used at locations that span horizontal segment kits or at beltline.

Veneer

Stride Stratawood and Natural Veneer

Wood owes its inherent beauty to variations in color, grain and texture, and therefore, these variations are not considered defects. There may be minor variations from one piece of furniture to the next, even though they are finished at the same time. Exposure to light and the aging process will cause darkening of natural wood products. Light finishes on wood products do not mask the natural characteristics of wood. Therefore, Allsteel does not guarantee the exact matching grain, pattern and color.

Stride veneer trim, connectors, tiles and storage fronts are offered in Stratawood (composite) finishes and in Natural veneer finishes. (See inside front cover for finishes.)

Stride Stratawood and Natural veneer worksurfaces are protected by one of the world's most advanced wood finishing process by Gunlocke®. It provides the ultimate in scratch, stain, chemical, and heat resistance for these high-wear surfaces. The jewel-like clarity and depth allow the natural beauty of the wood to glow through.

Stratawood Veneer Vs. Natural Veneer: Which is best for you?

Stratawood and Natural veneer have similarities and differences. Both options provide a wood surface. Exposure to light will cause both options to darken. Both Stratawood and Natural veneer will be a stylish addition to any specification. However the look, feel and process for Stratawood and Natural veneer are different.

Stratawood Veneer

Stratawood veneer features a repeatable straight-grain pattern, absent of the cathedrals seen in Natural veneer. Although slight differences in tone should be expected, the Stratawood pattern will maintain a consistent appearance across all products.

Stratawood veneer is an engineered wood veneer enhanced by technology for consistency in both color and grain pattern resulting in very few defects.

Although exposure to light will cause Stratawood veneer to darken slightly, additional orders at later dates will match existing product pattern and will match the color when matured. This creates a smooth process for adding on to existing installations.

Natural Veneer

Natural veneer is subject to nature's quality control. Differences in grain and color are naturally occurring variations and can not be controlled by the manufacturer and cannot be considered as product defects. Natural veneer has the characteristics and beauty of a living organism; with its own variations of grain, growth, and color patterns. For these reasons, Natural veneer is preferred by many for its warmth and personal characteristics.

Color changes will occur over time when wood is exposed to light. For this reason, when new product is ordered as an addition to existing product, there will be color variances between the old and new product. Please remember when specifying new product that although the species of veneer will be the same, additional product is being manufactured from a different tree. It may take several months for the new furniture to mature to the color level of the existing product. Even with this maturation process the additional product may not be an exact match.

When ordering Natural veneer tiles for Stride frames, please refer to pages 33-34 for information. Natural tiles sets must be ordered to ensure grain pattern matching. All panels with two or more continual natural veneer segments will need to be ordered as a set and will be grain matched for consistency. These tile sets must remain together throughout the manufacturing and installation process.

Natural veneer worksurfaces may exhibit a color variance between the surface and the edge detail or when butted together at a 90 degree angle. This natural phenomenon is called polarization (or grain flip) which alters the color and appearance of adjacent worksurfaces with grain running perpendicular. The appearance of wood veneer may change slightly depending on what angle it is viewed from, although it is most often noticed on worksurfaces installed at 90 degree angles to each other. For your guidance, please see illustrations within the worksurface section when specifying for an understanding of grain direction in your installation.

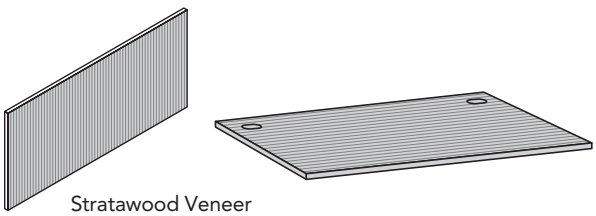

Stratawood Veneer

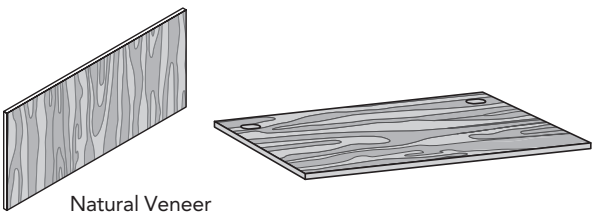

Natural Veneer

Caring for your Veneer finish:

- General maintenance procedures entail wiping clean the entire surface with a clean, water dampened soft cloth once per week. (Be sure to wipe with the grain.)
- Murphy's® Oil Soap may be used as a general purpose type cleaner with warm water to clean tops.
- The finish may also be polished with Guardsman® Furniture Polish (contains no waxes or silicones) to provide renewed luster.
- Be sure to wipe up all spills immediately.

Veneer on Stride

2 Different Veneer Types

Natural veneer is subject to nature's quality control. Each specimen will exhibit differences in grain pattern and tone. This is to be expected, and, in fact contributes to the individuality of each product.

Stratawood veneer features a straight-grain pattern, absent of the cathedrals seen in natural veneer. Although slight differences in tone should be expected, the Stratawood pattern will maintain a consistent appearance across all products.

Veneer Finish Options

See inside front cover for available finishes and finish indicators in both Natural and Stratawood.

Natural Veneer Tile Sets for Stride

- Natural veneer tile sets are used when 2 or more natural veneer tiles are vertically adjacent to each other on the same panel (see illustration below) in order to maximize the beauty of real wood and carry the grain pattern from tile to tile.
- Tile sets do not apply to Stratawood tiles, as the grain pattern is consistent from tile to tile.

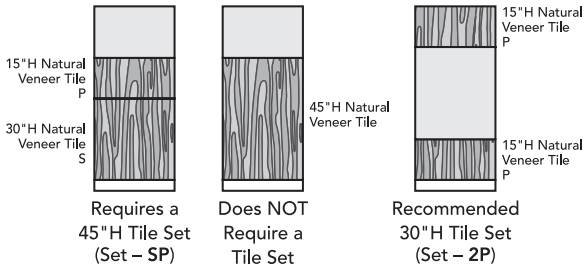

Specifying Standard Natural Veneer Tile Sets

1. Determine the height of the natural veneer tile set.
   a. The total height of tile required can be calculated by deducting 5" (the height of the frame base) from the nominal panel height.
   b. To calculate set height simply add the heights of the tiles in the set (for example, one 15"H tile and one 30"H tile would require a 45"H tile set — see illustration above).
2. Natural veneer to-the-floor tile sets are available following regular sets.
   - A 45"H Natural veneer to-the-floor tile set will fully fill a 50"H frame.
   - A 52½"H Natural veneer to-the-floor tile set will fully fill a 57½"H frame.
   - A 60"H Natural veneer to-the-floor tile set will fully fill a 65"H frame.

Note

1. Tile sets MUST remain together throughout the installation process in order to maximize the beauty of real wood and carry the grain pattern vertically from tile to tile.
2. The backside of each tile in the tile set is marked with a set number so that the tiles comprising that specific set do not get confused with any other natural veneer tile sets.
3. The backside of each tile in the tile set with a letter denoting the placement of each tile in the set. The tile marked A is the top tile in the set, followed by B, C, and so on.

Tiles

GSA Reference Page

Natural Veneer Tile Set Position Options Chart

Natural Veneer Tile Sets	Nominal Panel Height	Natural Veneer Tile Set Code	Tile Set Height	Tiles Included (bottom to top)
	35"H	2P	30"H	PP
	42½"H	QP	37½"H	QP
	50"H	3P	45"H	PPP
		SP	45"H	SP
	57½"H	Q2P	52½"H	QPP
		SQ	52½"H	SQ
	65"H	4P	60"H	PPPP
		S2P	60"H	SPP

Veneer Tiles (page 66)
- Veneer tiles produced by Gunlocke® available in Stratawood or Natural veneer.
- Stratawood veneer has a consistent straight-grain pattern.
- Natural veneer will have cathedrals and as a natural material is subject to nature's quality control with variations in grain pattern and tone.
- Tiles do not include segment kits — order separately.
- Veneer tiles, kits, and tile sets all ship with attachment clips installed.
- If two or more natural veneer tiles are vertically adjacent, Natural veneer tile sets should be ordered to carry the grain pattern.

Veneer Tiles to-the-Floor Kits (page 67)
- Tiles do not include segment kits — order separately.
- Tiles to-the-floor are to be used in the bottom position only.
- Tiles to-the-floor are 5" longer to accommodate to-the-floor applications.
- Tiles to-the-floor replace base raceway cover.
- Tiles to-the-floor cannot be used with footed panel frames.

Natural Veneer Tile Sets (pages 68-69)
- Specify when two or more natural veneer tiles are adjacent to carry the vertical grain pattern from tile to tile.

Veneer to-the-Floor Tile Sets (page 70)
- Specify when two or more natural veneer tiles are adjacent to carry the vertical grain pattern from tile to tile.
- Veneer to-the-floor tile set are 5" longer to accommodate to-the-floor applications.
- Veneer to-the-floor tile sets replace base raceway cover.
- Veneer to-the-floor tile sets cannot be used with footed panel frames.

Natural Veneer Tile Sets

Tile Height Codes used for Natural Veneer Sets below:

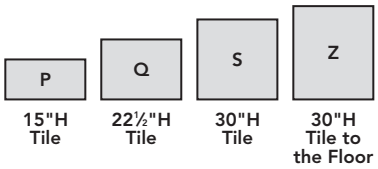

Letters on tiles represent height of individual tiles, see codes above.

Ordering code is listed above each tile set, and total height of set is listed below.

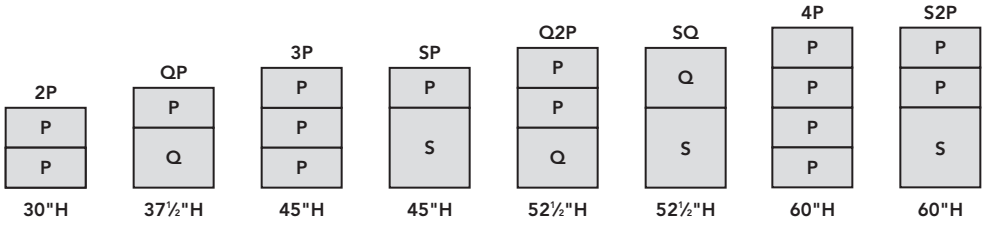

Veneer to-the-floor tile sets have a base tile that is 5" longer to accommodate "to-the-floor" applications.

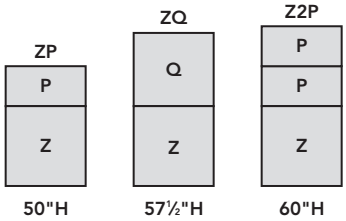

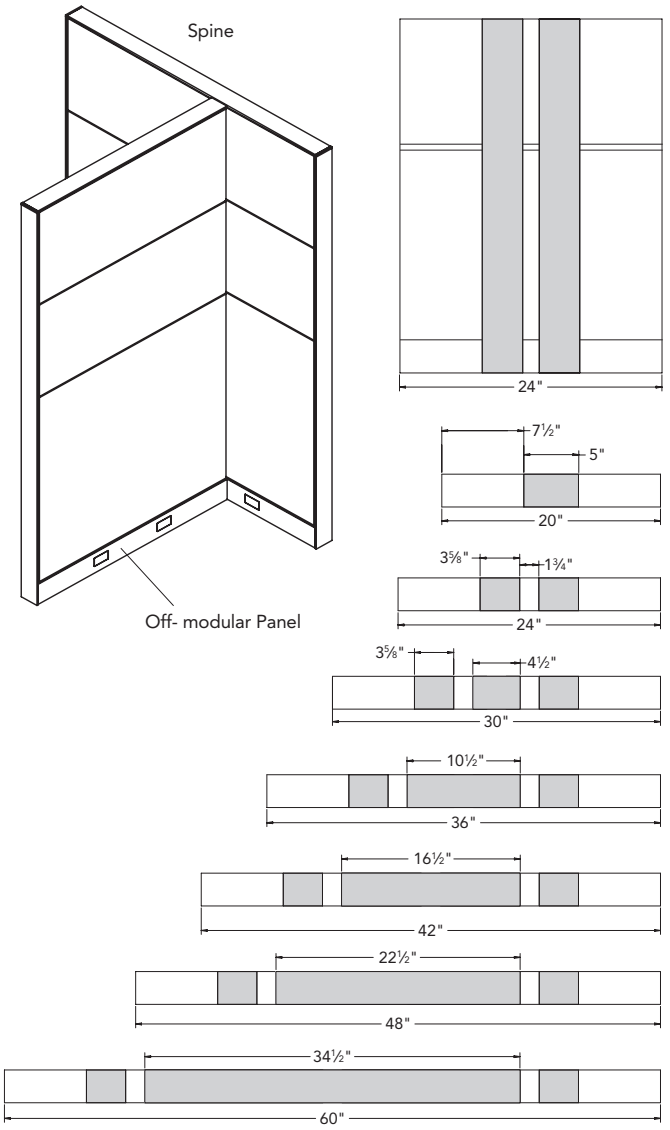

Shaded area indicates acceptable location for off-module connector when using electrical power harnesses.

Off-Module Non-Rail Based Connector Guidelines

- Off-module connector kits join panels off-module at 90° angles. The total 3" panel thickness must be positioned within the confines of the shaded areas, as depicted in the illustration, but cannot be positioned directly over electrical cutouts in the frame horizontal.
- Tiles and base pathway covers cannot be removed from the face of a panel to which an off-module connected panel is mounted.
- Base panel frames must be the same height.
- Do not stack on an off-modular return panel.
- Do not suspend more than one overhead storage unit per side from panels in a panel run which is mounted, at one or both ends, with an off-module connector kit.
- Use data port (model UTP) to route data and electrical between primary panel run and panel-mounted off-modular.
- Panel mounted screens or low profile glass stackers cannot be used on the parent run or on an off-modular panel.
- Footed panel frames can be used on sthe spine wall but cannot be used as the off-modular panel frame.
- To-the-floor tiles cannot be used on the side of the spine wall where off-modular return panel is attached.

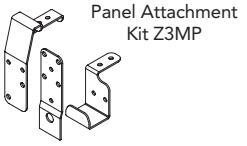
Panel Attachment Kit Z3MP

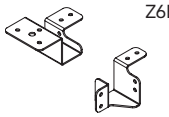
End Panel Kit Z6EPK

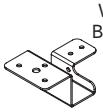
Worksurface Bracket Z6MK

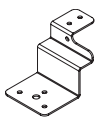
3" Layered Worksurface Bracket Z6Z3MK

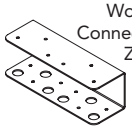
Layered Worksurface Connection Bracket Z6C3BK

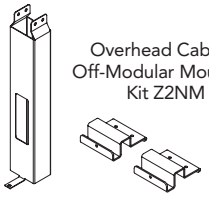
Overhead Cabinet Off-Modular Mounting Kit Z2NM

Off-Modular Non Rail-Based Accessories

Panel Attachment Kit (page 71)
- Connector allows for off-module connection, does not add to length of run.
- Black only.

End Panel Kit (page 71)
- Used to attach an end panel off-modular.
- Bracket requires a segmented panel at 22½"H for mounting.

Worksurface Bracket (page 71)
- Allows in-line support legs and end-panels to be attached off-module.
- Bracket requires a segmented panel at 22½"H for mounting.
- Cannot be used closer than 12" from end of panel.

3" Layered Worksurface Bracket (page 71)
- Used to mount off-modular worksurface at 26½"H.
- Bracket requires a segmented panel at 22½"H for mounting.

Layered Worksurface Connection Bracket (page 71)
- Used to attach a worksurface 3" higher or lower to an installed worksurface.

Overhead Cabinet Off-Modular Mounting Kit (page 71)
- Used to mount overhead cabinet on a panel which is up to 18" narrower than cabinet width.
- Requires one side of cabinet to be held on module.

Off-Modular

Stride® — Working with Rail-Based Off-Modular

GSA Reference Page

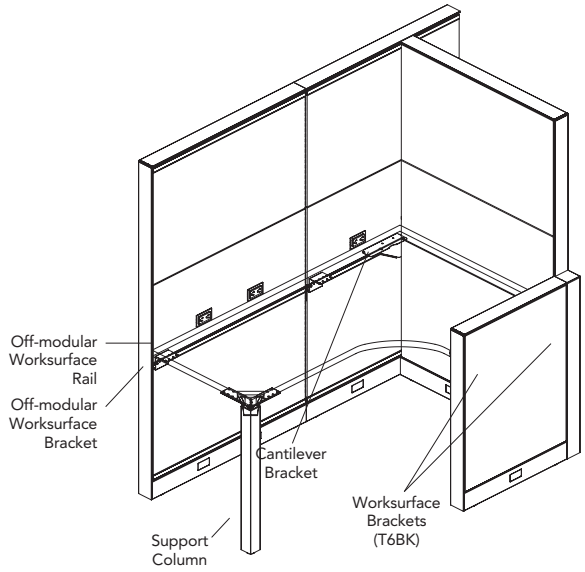

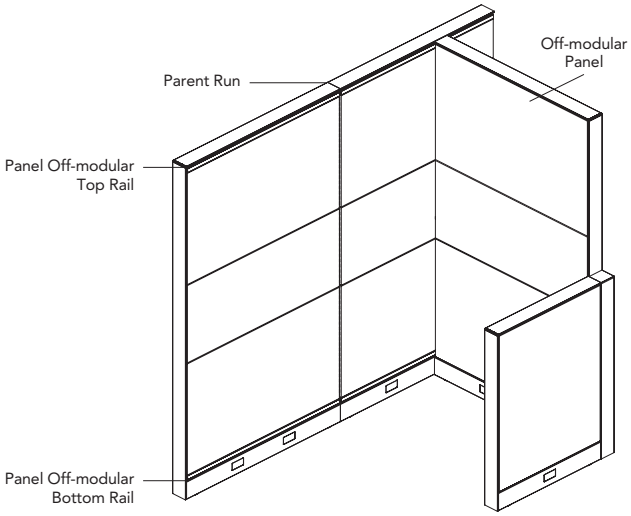

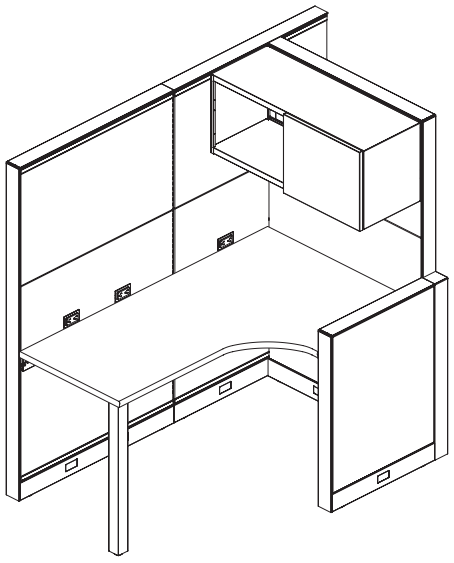

Rail-Based Off-modular Guidelines (pages 72-73)

An off-modular rail provides complete off-modularity capability of Stride panel frames, overhead cabinets and worksurfaces. Off-module rail and tile ship as a kit.

Panel Frames & Tiles:

- Off-modular rail must be attached to a base panel frame.
- Off-modular return panels cannot accept stacking frames, low profile glass stackers or panel mounted screens.
- If a glass stacking frame is used on the parent run, the off-modular panel can only be as tall as the base panel(s) on the parent run. It cannot be as tall as the glass stacking frame.
- Maximum drop of 30" in panel frame height between off-modular wing and parent panel frames.
- Off-modular panel frames cannot be supported by off-modular panel frames.
- Footed panel frames and to-the-floor tiles cannot be used on off-modular return panel frames.
- Tiles and base raceway covers must be installed on the parent run before installing the off-modular panel frame.
- Unsupported off-modular return panels cannot be greater than 60"W.

Electrical:

- An off-modular panel frame cannot slide past electrical receptacles or data ports.
- Electrical cannot be used in off-modular return panels.

Worksurfaces:

- Cantilevers can only be used in panel hanging slots to support worksurfaces.
- When using an off-modular worksurface a cantilever bracket must be used when worksurface is directly adjacent to the off-module panel.
- When using sit-to-stand height adjustable mechanism in a standard panel to rail-based off-module connection one side of the mechanism has to have floor support and the off-modular connection side must have a minimum of 24" or a 30"D worksurface running perpendicular to the height adjustable mechanism with two cantilever brackets attached to the off-modular panel supporting the top.

Overheads:

- An off-modular panel frame cannot slide past an overhead that is mounted directly above on the parent run.
- Only 15"H overheads can be mounted off-modular.
- An overhead mounted on an off-modular return panel must also be mounted to a fixed connector return panel on the same side.

- For a panel mounted off-modular, rails are needed on the parent run, to align at the top and the bottom of the off-modular wing panel.
- For a off-modular worksurface, a rail is needed at the beltline horizontal segment mounted on the lower holes of the horizontal segment.
- For an overhead mounted off-modular, a rail is needed at the top and bottom of the overhead.

Off-Modular Tile Attachment Kits (page 73)

1. Use tile attachment kit (for use at top or bottom)
   a. When attaching an off-modular tile with rail at the top position of a base panel frame on the parent run.
   b. When attaching an off-modular tile with rail at the bottom position on any base panel frame.
   c. When attaching off-modular tiles with rail at top and bottom order two attachment kits.
2. Use tile attachment kit for segments
   a. When attaching off-modular tiles with rail in the middle of any base panel frame.
   b. When attaching the top of an off-modular return panel at a lower height than the parent run.

Off-Modular Rail Horizontal Segment Locations

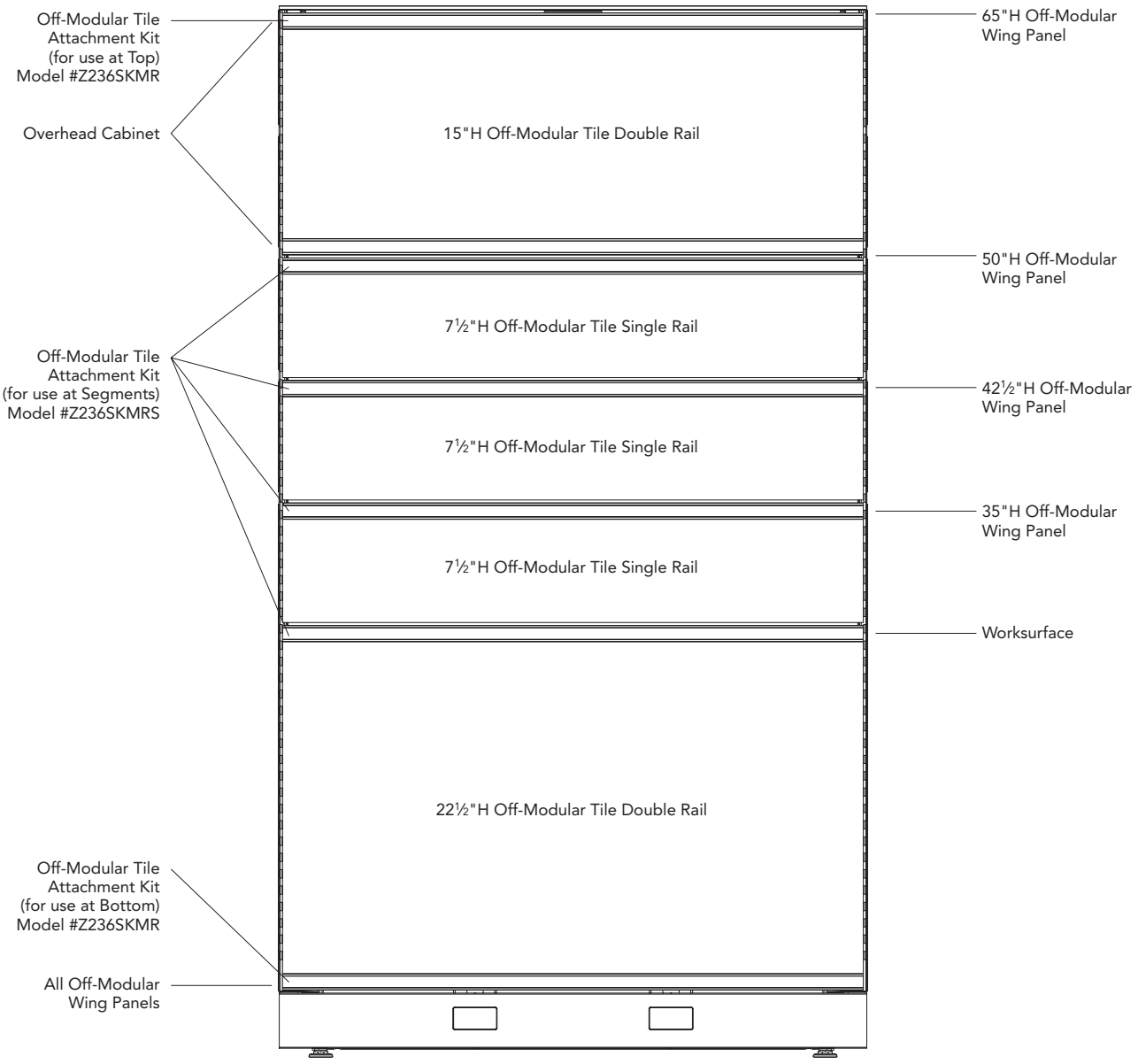

Example using a 65"H x 36"W Panel with Off-Modular Connections

Off-Modular

Stride® — Working with Rail-Based Off-Modular

GSA Reference Page

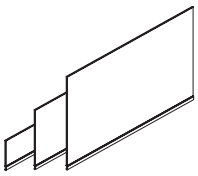

Tackable Acoustical Rail-Based Off-Module Tile Kits — 1 Rail
7½", 15", 22½"H x 20"- 60"W

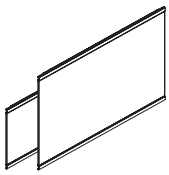

Tackable Acoustical Rail-Based Off-Module Tile Kits — 2 Rails
15", 22½"H x 20"- 60"W

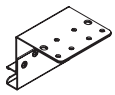

Rail-Based Worksurface Bracket
Z6WMR

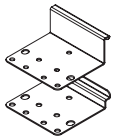

Rail-Based Kit for Lower Heights
Z6WMRL

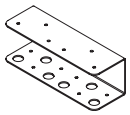

Layered Worksurface Connection Bracket
Z6C3BK

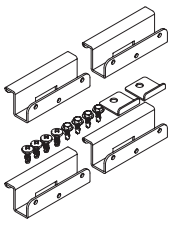

Mounting Kit for Overhead Cabinets
Z2MPR

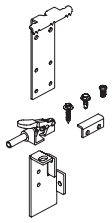

Off-Modular Panel Attachment Kit
Z2RM

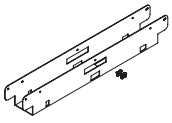

Off-Modular Tile Attachment Kit (top or bottom)

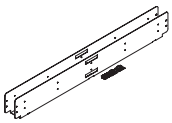

Off-Modular Tile Attachment Kit (segments)

Rail-Based — Off-Modular

Tackable Acoustical Off-Module Tile Kits — 1 Rail (page 72)
- For use where only one rail is needed within a tile segment.
- Kit includes one tile and one off-modular rail.
- Off-modular tile attachment kit required — order separately.
- Tiles are C2C Certified when a certified fabric is used.

Tackable Acoustical Off-Module Tile Kits — 2 Rails (page 72)
- For use where two rails are needed within a tile segment.
- Kit includes one tile and two off-modular rails.
- Off-modular tile attachment kit required — order separately.
- Tiles are C2C Certified when a certified fabric is used.

Off-Modular Worksurface Bracket Kits (page 73)
- Rail based worksurface bracket kit attaches a worksurface to the rail to support an off-modular connection at a standard worksurface height.
- Rail based kit for lower height is used to position a worksurface 3" lower than standard worksurface height.
- Layered worksurface connection bracket used to attach a worksurface 3" higher or lower than the installed worksurfaces.

Mounting Kit for Overhead Cabinets (page 73)
- Used to mount an overhead cabinet on an off-modular rail.

Off-Modular Panel Attachment Kit (page 73)
- Used to attach an off-modular wing wall to the parent run.
- Includes brackets and attaching hardware.
- One kit required per wing wall.

Off-Modular Tile Attachment Kits (page 73)
- Includes one segment and attaching hardware.
- One kit accommodates rail attachment on both side of frame.
- When attaching an off-modular rail at the uppermost and/or lowermost position on a frame, use the tile attachment kit for use at top or bottom of panel. One kit required for a bottom connection and one kit required for a top connection.
- When attaching the top of an off-modular wing panel in a variable height connection (wing wall lower than parent run) use the tile attachment kit for segments. One kit required for each different height.

Frames

Stride® — Panel Frames

For specification information see pages 16-22.

GSA SIN 711-1

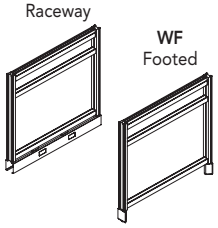

Description	Model	List Price WR or WN	List Price WF
35"H Panel Frames without Top Trim			
24"W	**Z03524** ⌴⌴ S	$ 219	$ 246
30"W	**Z03530** ⌴⌴	$ 238	$ 263
36"W	**Z03536** ⌴⌴	$ 251	$ 279
42"W	**Z03542** ⌴⌴	$ 268	$ 293
48"W	**Z03548** ⌴⌴	$ 285	$ 312
60"W	**Z03560** ⌴⌴	$ 325	$ 352

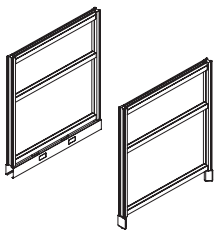

42½"H Panel Frames without Top Trim			
24"W	**Z04224** ⌴⌴ S	$ 229	$ 256
30"W	**Z04230** ⌴⌴	$ 247	$ 274
36"W	**Z04236** ⌴⌴	$ 265	$ 290
42"W	**Z04242** ⌴⌴	$ 280	$ 307
48"W	**Z04248** ⌴⌴	$ 301	$ 327
60"W	**Z04260** ⌴⌴	$ 335	$ 361

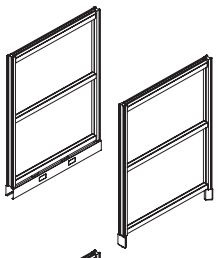

50"H Panel Frames without Top Trim			
24"W	**Z05024** ⌴⌴	$ 241	$ 267
30"W	**Z05030** ⌴⌴	$ 257	$ 284
36"W	**Z05036** ⌴⌴	$ 274	$ 302
42"W	**Z05042** ⌴⌴	$ 293	$ 320
48"W	**Z05048** ⌴⌴	$ 312	$ 340
60"W	**Z05060** ⌴⌴	$ 356	$ 385



57½"H Panel Frames without Top Trim			
24"W	**Z05724** ⌴⌴	$ 250	$ 277
30"W	**Z05730** ⌴⌴	$ 271	$ 296
36"W	**Z05736** ⌴⌴	$ 288	$ 315
42"W	**Z05742** ⌴⌴	$ 307	$ 333
48"W	**Z05748** ⌴⌴	$ 328	$ 356
60"W	**Z05760** ⌴⌴	$ 374	$ 400



65"H Panel Frames without Top Trim			
24"W	**Z06524** ⌴⌴	$ 263	$ 288
30"W	**Z06530** ⌴⌴	$ 282	$ 309
36"W	**Z06536** ⌴⌴	$ 302	$ 328
42"W	**Z06542** ⌴⌴	$ 321	$ 347
48"W	**Z06548** ⌴⌴	$ 343	$ 369
60"W	**Z06560** ⌴⌴	$ 390	$ 419

NOTE: Panel Frames **WN** with Raceway Cover Knockouts on 1 side are not available on 20"W Panel Frames.

How to specify —

Select the Panel Frame Model Number from above.

Z 0 | | | | |

1st Option:

Select the Base Option:

WR Without Top Trim; With Raceway Cover Knockouts on both sides

WN Without Top Trim; With Raceway Cover Knockouts on 1 side. Not available in 20"W.

WF Without Top Trim; With Footed Panel Frame.

| | . |

2nd Option:

Select the Paint Color:

C S

See inside front cover for finishes.

For Select Paints — add $21.

P | |

Examples: **Z04224WR.P4J** **Z04224WN.P7D** **Z04260WF.P02**

S *Shippable by small-package carrier.*

Frames

Stride® — Stacking Panel Frames / Segment Kits / Conversion Kits

For specification information see pages 16-22.

GSA SIN 711-1

Z01536P

Description	Model	List Price
15"H Stacking Frames		
24"W	**Z01524P** S	**$ 237**
30"W	**Z01530P** S	**$ 245**
36"W	**Z01536P** S	**$ 252**
42"W	**Z01542P** S	**$ 265**
48"W	**Z01548P** S	**$ 273**
60"W	**Z01560P** S	**$ 288**

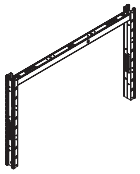

Z02236P

22½"H Stacking Frames		
24"W	**Z02224P** S	**$ 243**
30"W	**Z02230P** S	**$ 256**
36"W	**Z02236P** S	**$ 273**
42"W	**Z02242P** S	**$ 288**
48"W	**Z02248P** S	**$ 306**
60"W	**Z02260P** S	**$ 342**

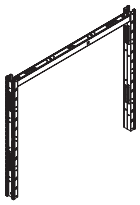

Z03036P

30"H Stacking Frames		
24"W	**Z03024P** S	**$ 249**
30"W	**Z03030P**	**$ 270**
36"W	**Z03036P**	**$ 291**
42"W	**Z03042P**	**$ 312**
48"W	**Z03048P**	**$ 340**
60"W	**Z03060P**	**$ 392**

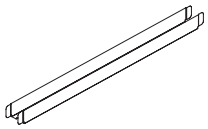

Z236SK

Segment Kits (no color option) — for Base Panel Frames and Stacking Frames		
24"W	**Z224SK** S	**$ 44**
30"W	**Z230SK** S	**$ 47**
36"W	**Z236SK** S	**$ 49**
42"W	**Z242SK** S	**$ 51**
48"W	**Z248SK** S	**$ 54**
60"W	**Z260SK** S	**$ 58**

Z2RF

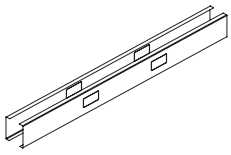

Z236FR

Description	Model	List Price	Select List Price
Raceway to Footed Conversion Kit			
Base Raceway to Footed Kit	**Z2RF** S	**$ 148**	**$ 169**
Footed-to-Base Raceway Conversion Kits			
24"W Footed-to-Base Raceway Kit	**Z224FR** S	**$ 185**	**$ 223**
30"W Footed-to-Base Raceway Kit	**Z230FR** S	**$ 185**	**$ 223**
36"W Footed-to-Base Raceway Kit	**Z236FR** S	**$ 185**	**$ 223**
42"W Footed-to-Base Raceway Kit	**Z242FR** S	**$ 185**	**$ 223**
48"W Footed-to-Base Raceway Kit	**Z248FR** S	**$ 185**	**$ 223**
60"W Footed-to-Base Raceway Kit	**Z260FR** S	**$ 185**	**$ 223**

How to specify —	*1st Option:*	*1st Option:*
Select the Model Number from above.	**Color** *(if applicable)*: **P** Black	**Paint** *(if applicable)*: See inside front cover for finishes.
Z 0 P	**P**	**P**

Examples: **Z01548P** **Z224SK.P** **Z236FR.P7C**

S *Shippable by small-package carrier.*

Frames

Stride® — Low Profile Glass Stacker Kits

For specification information see pages 16-22.

GSA SIN 711-1

Description	Model	Clear List Price	Frosted List Price
15"H Low Profile Glass Stacker Kits (Examples span multiple panels)			
24"W	**Z41524GL** S	$ 512	$ 664
30"W	**Z41530GL** S	$ 550	$ 715
36"W	**Z41536GL** S	$ 592	$ 769
42"W	**Z41542GL** S	$ 635	$ 824
48"W	**Z41548GL** S	$ 671	$ 872
60"W (30" + 30" or 24" + 36")	**Z41560GL** S	$ 768	$ 997
72"W (36" + 36" or 24" + 48")	**Z41572GL**	$ 889	$ 1154
84"W (36" + 48")	**Z41584GL**	$ 977	$ 1268
90"W (42" + 48" or 30" + 30" + 30")	**Z41590GL**	$ 1024	$ 1330
96"W (48" + 48" or 30" + 30" + 36")	**Z41596GL**	$ 1083	$ 1406

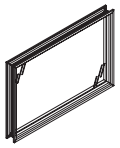

22½"H Low Profile Glass Stacker Kits (Examples span multiple panels)			
24"W	**Z42224GL** S D	$ 585	$ 760
30"W	**Z42230GL** S D	$ 641	$ 832
36"W	**Z42236GL** S D	$ 683	$ 887
42"W	**Z42242GL** S D	$ 732	$ 950
48"W	**Z42248GL** S D	$ 756	$ 981
60"W (30" + 30" or 24" + 36")	**Z42260GL** S D	$ 999	$ 1297
72"W (36" + 36" or 24" + 48")	**Z42272GL** D	$ 1107	$ 1439
84"W (36" + 48")	**Z42284GL** D	$ 1230	$ 1598
90"W (42" + 48" or 30" + 30" + 30")	**Z42290GL** D	$ 1242	$ 1613
96"W (48" + 48" or 30" + 30" + 36")	**Z42296GL** D	$ 1375	$ 1786

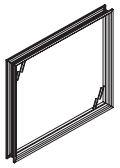

30"H Low Profile Glass Stacker Kits (Examples span multiple panels)			
24"W	**Z43024GL** S D	$ 865	$ 1123
30"W	**Z43030GL** S D	$ 944	$ 1227
36"W	**Z43036GL** S D	$ 1029	$ 1337
42"W	**Z43042GL** S D	$ 1158	$ 1504
48"W	**Z43048GL** S D	$ 1260	$ 1636
60"W (30" + 30" or 24" + 36")	**Z43060GL** D	$ 1429	$ 1859
72"W (36" + 36" or 24" + 48")	**Z43072GL** D	$ 1611	$ 2094

Description	Model	List Price
Tie Bracket Kit for Low Profile Glass Stacker Kits		
In-Line Connection	**Z3TBGI** S	$ 20
"L" Connection	**Z3TBGL** S	$ 20
"T" Connection	**Z3TBGT** S	$ 20
"X" Connection	**Z3TBGX** S	$ 20
"S" Connection	**Z3TBGS** S	$ 20
2-Way 120° Connection	**Z3TBGB** S	$ 20
3-Way 120° Connection	**Z3TBGC** S	$ 20

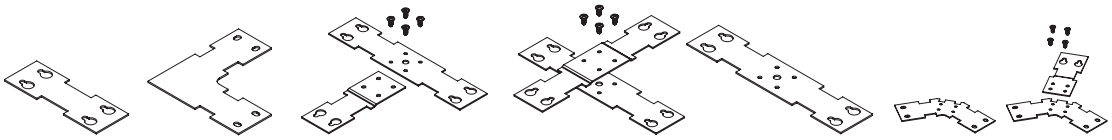

Z3TBGI Z3TBGL Z3TBGT Z3TBGX Z3TBGS Z3TBGB Z3TBGC

D *Discontinued 12/31/2015*

How to specify —	*1st Option:*	*2nd Option:*
Select the Model Number from above.	**Paint — Interior Shroud** *(if applicable)*: C S See inside front cover for finishes.	**Glass Type** *(if applicable)*: **C** Clear **F** Frosted
Z _____ . **P** ___ .		

Examples: **Z41530GL.P27.C** **Z3TBGL**

S *Shippable by small-package carrier.*

Tiles

Stride® — Panel Mounted Screens

For specification information see page 19.

GSA SIN 711-1

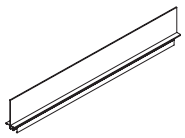

Description	Model	Clear List Price	Frosted List Price
7½"H x ⅜" Thick Glass Panel Mounted Screens — Painted Trim			
24"W	**Z40724TGS**	$ 361	$ 397
30"W	**Z40730TGS**	$ 392	$ 430
36"W	**Z40736TGS**	$ 449	$ 494
42"W	**Z40742TGS**	$ 478	$ 525
48"W	**Z40748TGS**	$ 514	$ 565
54"W	**Z40754TGS**	$ 571	$ 628
60"W	**Z40760TGS**	$ 627	$ 689
66"W	**Z40766TGS**	$ 689	$ 758
72"W	**Z40772TGS**	$ 751	$ 827
78"W	**Z40778TGS**	$ 806	$ 886
84"W	**Z40784TGS**	$ 862	$ 947
90"W	**Z40790TGS**	$ 919	$ 1012
96"W	**Z40796TGS**	$ 977	$ 1075
15"H x ⅜" Thick Glass Panel Mounted Screens — Painted Trim			
24"W	**Z41524TGS**	$ 392	$ 430
30"W	**Z41530TGS**	$ 422	$ 464
36"W	**Z41536TGS**	$ 485	$ 533
42"W	**Z41542TGS**	$ 519	$ 571
48"W	**Z41548TGS**	$ 560	$ 616
54"W	**Z41554TGS**	$ 620	$ 681
60"W	**Z41560TGS**	$ 681	$ 749
66"W	**Z41566TGS**	$ 747	$ 821
72"W	**Z41572TGS**	$ 814	$ 895
78"W	**Z41578TGS**	$ 919	$ 1011
84"W	**Z41584TGS**	$ 1026	$ 1129
90"W	**Z41590TGS**	$ 1060	$ 1166
96"W	**Z41596TGS**	$ 1095	$ 1204

How to specify —	*1st Option:*	*2nd Option:*
Select the Model Number from above.	**Glass** *(if applicable)*: **LC** Clear **LF** Frosted	**Paint Color:** C S See inside front cover for finishes.
Z 4 . L . P		

Example: **Z40742TGS.LC.P7D**

S ***Shippable by small-package carrier.***

For specification information see page 19.

GSA SIN 711-1

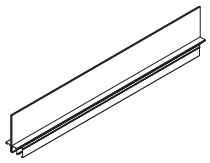

Description	Model	V1 Clear List Price	V1 Frosted List Price	V3 Clear List Price	V3 Frosted List Price	V5 Clear List Price	V5 Frosted List Price
7½"H x ⅜" Thick Glass Panel Mounted Screens — Veneer Trim							
24"W	**Z40724TGSV**	$ 471	$ 518	$ 518	$ 565	$ 564	$ 611
30"W	**Z40730TGSV**	$ 509	$ 559	$ 559	$ 609	$ 611	$ 661
36"W	**Z40736TGSV**	$ 583	$ 640	$ 640	$ 697	$ 698	$ 755
42"W	**Z40742TGSV**	$ 620	$ 681	$ 681	$ 742	$ 743	$ 804
48"W	**Z40748TGSV**	$ 669	$ 736	$ 736	$ 803	$ 803	$ 870
54"W	**Z40754TGSV**	$ 743	$ 817	$ 817	$ 891	$ 891	$ 1010
60"W	**Z40760TGSV**	$ 816	$ 897	$ 897	$ 978	$ 978	$ 1059
66"W	**Z40766TGSV**	$ 897	$ 986	$ 986	$ 1075	$ 1076	$ 1165
72"W	**Z40772TGSV**	$ 976	$ 1073	$ 1073	$ 1170	$ 1169	$ 1266
78"W	**Z40778TGSV**	$ 1048	$ 1153	$ 1153	$ 1258	$ 1257	$ 1362
84"W	**Z40784TGSV**	$ 1118	$ 1229	$ 1229	$ 1340	$ 1341	$ 1452
90"W	**Z40790TGSV**	$ 1194	$ 1313	$ 1313	$ 1432	$ 1433	$ 1552
96"W	**Z40796TGSV**	$ 1271	$ 1396	$ 1396	$ 1521	$ 1525	$ 1650

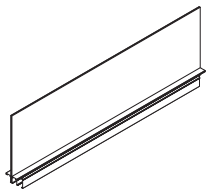

15"H x ⅜" Thick Glass Panel Mounted Screens — Veneer Trim							
24"W	**Z41524TGSV**	$ 509	$ 559	$ 559	$ 609	$ 611	$ 661
30"W	**Z41530TGSV**	$ 548	$ 601	$ 601	$ 654	$ 657	$ 710
36"W	**Z41536TGSV**	$ 631	$ 693	$ 693	$ 755	$ 756	$ 818
42"W	**Z41542TGSV**	$ 675	$ 743	$ 743	$ 811	$ 810	$ 878
48"W	**Z41548TGSV**	$ 728	$ 801	$ 801	$ 874	$ 873	$ 946
54"W	**Z41554TGSV**	$ 805	$ 885	$ 885	$ 965	$ 964	$ 1044
60"W	**Z41560TGSV**	$ 883	$ 970	$ 970	$ 1057	$ 1059	$ 1146
66"W	**Z41566TGSV**	$ 971	$ 1068	$ 1068	$ 1165	$ 1163	$ 1260
72"W	**Z41572TGSV**	$ 1056	$ 1162	$ 1162	$ 1268	$ 1266	$ 1372
78"W	**Z41578TGSV**	$ 1195	$ 1314	$ 1314	$ 1433	$ 1434	$ 1553
84"W	**Z41584TGSV**	$ 1334	$ 1468	$ 1468	$ 1602	$ 1599	$ 1733
90"W	**Z41590TGSV**	$ 1377	$ 1514	$ 1514	$ 1651	$ 1653	$ 1790
96"W	**Z41596TGSV**	$ 1423	$ 1565	$ 1565	$ 1707	$ 1707	$ 1849

How to specify —	*1st Option:*	*2nd Option:*	*2nd Option:*
Select the Model Number from above.	**Glass:** **LC** Clear **LF** Frosted	**Paint** *(if applicable)*: C S See inside front cover for finishes.	**Veneer** *(if applicable)*: See inside front cover for finishes.
Z 4 _ _ _ T G S _ . L _ .		**P _ _**	_ _ _ _

Example: **Z41536TGSV.LC.NC260**

Frames

Stride® — Door Panel Frames and Sliding Doors

For specification information see pages 16-22.

GSA SIN 711-1

Description	Model	Painted Core Paint List Price	Painted Select List Price
Door Panel — Laminate			
87½"H x 42"W	**Z18742PDL**	**$ 3544**	**$ 3592**

Description	Model	V1 Core Paint List Price	V1 Select List Price	V3 Core Paint List Price	V3 Select List Price
Door Panel — Veneer					
87½"H x 42"W	**Z18742PDV** D	**$ 5872**	**$ 5920**	**$ 6212**	**$ 6260**

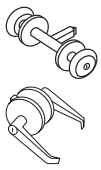

Description	Model	List Price
Lock Set		
Door Knob Polished Brass, keyed on one side	**899900** S	**$ 104**
Door Lever Brushed Aluminum, keyed on one side	**899910** S	**$ 291**

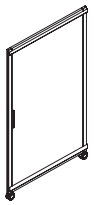

Description	Model	Core Paint List Price	Select List Price
Frosted Translucent Sliding Doors (non-locking)			
50"H x 42"W for 36"W opening	**Z15042SD**	**$ 2898**	**$ 2943**
65"H x 42"W for 36"W opening	**Z16542SD**	**$ 3512**	**$ 3557**
80"H x 42"W for 36"W opening	**Z18042SD**	**$ 4278**	**$ 4323**

Mounting Kit For Sliding Doors			
30"W	**Z130DMK** S	**$ 434**	**$ 449**
36"W	**Z136DMK** S	**$ 434**	**$ 449**
42"W	**Z142DMK** S	**$ 434**	**$ 449**
48"W	**Z148DMK** S	**$ 434**	**$ 449**

D *Discontinued 11/3/2015*

How to specify —	*1st Option:*	*2nd Option:*	*2nd Option:*	*2nd Option:*
Select the Model Number from above.	**Select the Paint Color:** C S See inside front cover for finishes.	**Door Laminate** *(if applicable)*: See inside front cover for finishes.	**Veneer Type and Finish** *(if applicable)*: See inside front cover for finishes.	**Insert (Sliding Door only):** **FT** Frosted Translucent
_____ .	P _____ .	_____	_____	F T

Examples: **Z18742PDL.P28.TM20 Z18742PDV.P52.SC777 Z18042SD.PR2.FT Z148DMK.P4J 899900**

S *Shippable by small-package carrier.*

Frames

Stride® — Flat Top Trim

For specification information see pages 16-22.

GSA SIN 711-1

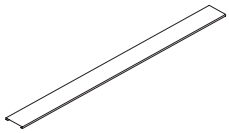

Description	Painted Model	Veneer Model	Core List Price	Select List Price	Veneer List Price
Standard Flat Top Trim (Example Spans Multiple Panels)					
20"W	**Z320PT** S	**Z320VT** S	$ 30	$ 51	$ 164
24"W	**Z324PT** S	**Z324VT** S	$ 33	$ 54	$ 177
30"W	**Z330PT** S	**Z330VT** S	$ 36	$ 57	$ 194
36"W	**Z336PT** S	**Z336VT** S	$ 42	$ 63	$ 213
42"W	**Z342PT** S	**Z342VT** S	$ 49	$ 70	$ 241
48"W	**Z348PT** S	**Z348VT** S	$ 55	$ 76	$ 266
54"W — (24" + 30")	**Z354PT** S	**Z354VT** S	$ 66	$ 104	$ 364
60"W — (30" + 30" or 24" + 36")	**Z360PT** S	**Z360VT** S	$ 70	$ 91	$ 375
66"W — (30" + 36" or 24" + 42")	**Z366PT**	**Z366VT**	$ 81	$ 119	$ 424
68"W — (20" + 48")	**Z368PT**	**Z368VT**	$ 83	$ 121	$ 472
72"W — (36" + 36" or 24" + 48")	**Z372PT**	**Z372VT**	$ 85	$ 123	$ 522
78"W — (30" + 48" or 36" + 42")	**Z378PT**	**Z378VT**	$ 88	$ 126	$ 570
84"W — (36" + 48")	**Z384PT**	**Z384VT**	$ 96	$ 134	$ 617
90"W — (42" + 48" or 30" + 30" + 30")	**Z390PT**	**Z390VT**	$ 101	$ 139	$ 662
96"W — (48" + 48" or 30" + 30" + 36")	**Z396PT**	**Z396VT**	$ 107	$ 145	$ 707

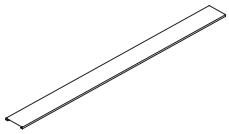

Description	Painted Model	Veneer Model	Core List Price	Select List Price	Veneer List Price
Connector Span Flat Top Trim (Example Spans Two Panels and One Connector)					
43"W — (20" + 3" + 20")	**Z343PT** S D	**Z343VT** S D	$ 77	$ 117	$ 285
47"W — (20" + 3" + 24")	**Z347PT** S D	**Z347VT** S D	$ 80	$ 120	$ 306
51"W — (24" + 3" + 24")	**Z351PT** S	**Z351VT** S	$ 82	$ 120	$ 308
59"W — (20" + 3" + 36")	**Z359PT** S D	**Z359VT** S D	$ 91	$ 129	$ 416
63"W — (24" + 3" + 36" or 30" + 3" + 30")	**Z363PT** S	**Z363VT** S	$ 93	$ 131	$ 439
75"W — (36" + 3" + 36")	**Z375PT**	**Z375VT**	$ 103	$ 141	$ 469

NOTE: Not all possible spanning combinations are shown. Illustration on page 26.

D *Discontinued 12/31/2015*

How to specify —	*1st Option:*	*1st Option:*
Select the Model Number from above.	**Paint Color** *(if applicable)*: C S See inside front cover for finishes.	**Veneer Type and Finish** *(if applicable)*: See inside front cover for finishes.
Z 3 _ _ _ T .	P _ _	_ _ _ _ _

Example: **Z360PT.P4J**

S *Shippable by small-package carrier.*

Connectors

Stride® — Connector Blocks

For specification information see pages 24-27.

GSA SIN 711-1

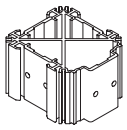

Z3UCON

Description	Model	List Price
2-Way 3-Way and 4-Way Universal Connector Blocks		
Universal Connector Block	**Z3UCON** S	$ 21
Universal Connector Blocks — 2 blocks	**Z3UCON2** S	$ 42
Universal Connector Blocks — 3 blocks	**Z3UCON3** S	$ 63
Universal Connector Blocks — 4 blocks	**Z3UCON4** S	$ 84
Universal Connector Blocks — 5 blocks	**Z3UCON5** S	$ 105
Universal Connector Blocks — 6 blocks	**Z3UCON6** S	$ 126
Universal Connector Blocks — 7 blocks	**Z3UCON7** S	$ 147
Universal Connector Blocks — 8 blocks	**Z3UCON8** S	$ 168
Universal Connector Blocks — 9 blocks	**Z3UCON9** S	$ 189
Universal Connector Blocks — 10 blocks	**Z3UCON10** S	$ 210

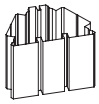

Z3CONB

120° Connector Blocks — 2-Way		
2-Way 120° Connector Block	**Z3CONB** S	$ 26
2-Way 120° Connector Blocks — 2 blocks	**Z3CONB2** S	$ 52
2-Way 120° Connector Blocks — 3 blocks	**Z3CONB3** S	$ 78
2-Way 120° Connector Blocks — 4 blocks	**Z3CONB4** S	$ 104
2-Way 120° Connector Blocks — 5 blocks	**Z3CONB5** S	$ 130
2-Way 120° Connector Blocks — 6 blocks	**Z3CONB6** S	$ 156
2-Way 120° Connector Blocks — 7 blocks	**Z3CONB7** S	$ 182
2-Way 120° Connector Blocks — 8 blocks	**Z3CONB8** S	$ 208
2-Way 120° Connector Blocks — 9 blocks	**Z3CONB9** S	$ 234
2-Way 120° Connector Blocks — 10 blocks	**Z3CONB10** S	$ 260

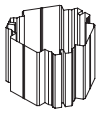

Z3CONC

120° Connector Blocks — 3-Way		
3-Way 120° Connector Block	**Z3CONC** S	$ 26
3-Way 120° Connector Blocks — 2 blocks	**Z3CONC2** S	$ 52
3-Way 120° Connector Blocks — 3 blocks	**Z3CONC3** S	$ 78
3-Way 120° Connector Blocks — 4 blocks	**Z3CONC4** S	$ 104
3-Way 120° Connector Blocks — 5 blocks	**Z3CONC5** S	$ 130
3-Way 120° Connector Blocks — 6 blocks	**Z3CONC6** S	$ 156
3-Way 120° Connector Blocks — 7 blocks	**Z3CONC7** S	$ 182
3-Way 120° Connector Blocks — 8 blocks	**Z3CONC8** S	$ 208
3-Way 120° Connector Blocks — 9 blocks	**Z3CONC9** S	$ 234
3-Way 120° Connector Blocks — 10 blocks	**Z3CONC10** S	$ 260

How to specify —

Select the Model Number from above.

Z	3						

Examples: **Z3UCON2** **Z3CONB5** **Z3CONC10**

S *Shippable by small-package carrier.*

Connectors

Stride® — 2-Way Light Block Kits and Vertical Trim

For specification information see pages 24-27.

GSA SIN 711-1

Z335PL

Z335PF

Z315PVH

Description	Painted Model	Veneer Model	Core List Price	Select List Price	Veneer List Price
2-Way 90° Light Block Kit with "L" Top Cap Transition Piece					
35"H	Z335LL S	Z335LLV S	$ 47	$ 56	$ 176
42½"H	Z342LL S	Z342LLV S	$ 49	$ 58	$ 178
50"H	Z350LL S	Z350LLV S	$ 52	$ 61	$ 182
57½"H	Z357LL S	Z357LLV S	$ 55	$ 64	$ 184
65"H	Z365LL S	Z365LLV S	$ 59	$ 68	$ 190
72½"H	Z372LL S	Z372LLV S	$ 63	$ 72	$ 194
80"H	Z380LL S	Z380LLV S	$ 65	$ 74	$ 196
87½"H	Z387LL S	Z387LLV S	$ 69	$ 78	$ 200
95"H	Z395LL S	Z395LLV S	$ 72	$ 81	$ 204
102½"H	Z3102LL S	Z3102LLV S	$ 76	$ 85	$ 207
110"H	Z3110LL S	Z3110LLV S	$ 80	$ 89	$ 211
2-Way Extended Straight "S" Top Cap Transition Piece					
Extended Straight "S" Top Cap	Z3SS S	Z3SSV S	$ 47	$ 56	$ 176
"L" 90° Vertical Filler Trim					
7½"H Stacking/Segmented	Z307PL S	Z307PLV S	$ 57	$ 77	$ 157
15"H Stacking/Segmented	Z315PL S	Z315PLV S	$ 63	$ 83	$ 217
22½"H Stacking/Segmented	Z322PL S	Z322PLV S	$ 68	$ 88	$ 275
30"H Stacking/Segmented	Z330PL S	Z330PLV S	$ 72	$ 92	$ 334
35"H	Z335PL S	Z335PLV S	$ 77	$ 97	$ 393
42½"H	Z342PL S	Z342PLV S	$ 83	$ 103	$ 453
50"H	Z350PL S	Z350PLV S	$ 88	$ 108	$ 511
57½"H	Z357PL S	Z357PLV S	$ 93	$ 113	$ 570
65"H	Z365PL S	Z365PLV S	$ 97	$ 117	$ 628
80"H	Z380PL	Z380PLV	$ 102	$ 122	$ 687
87½"H	Z387PL	Z387PLV	$ 107	$ 127	$ 747
"F" Flat Vertical Filler Trim					
7½"H Stacking/Segmented	Z307PF S	Z307PFV S	$ 46	$ 66	$ 140
15"H Stacking/Segmented	Z315PF S	Z315PFV S	$ 50	$ 70	$ 197
22½"H Stacking/Segmented	Z322PF S	Z322PFV S	$ 55	$ 75	$ 243
30"H Stacking/Segmented	Z330PF S	Z330PFV S	$ 61	$ 81	$ 275
35"H Base frame	Z335PF S	Z335PFV S	$ 65	$ 85	$ 308
42½"H Base frame	Z342PF S	Z342PFV S	$ 70	$ 90	$ 342
50"H Base frame	Z350PF S	Z350PFV S	$ 74	$ 94	$ 387
57½"H Base frame	Z357PF S	Z357PFV S	$ 80	$ 100	$ 432
65"H Base frame	Z365PF S	Z365PFV S	$ 85	$ 105	$ 479
80"H Base frame	Z380PF	Z380PFV	$ 91	$ 111	$ 563
87½"H Base frame	Z387PF	Z387PFV	$ 96	$ 116	$ 621
"VH" Variable Height Vertical End Trim					
7½"H	Z307PVH S	Z307PVHV S	$ 46	$ 66	$ 289
15"H	Z315PVH S	Z315PVHV S	$ 50	$ 70	$ 334
22½"H	Z322PVH S	Z322PVHV S	$ 55	$ 75	$ 375
30"H	Z330PVH S	Z330PVHV S	$ 61	$ 81	$ 406

How to specify —	*1st Option:*	*1st Option:*
Select the Model Number from above.	**Paint Color** *(if applicable)*: C S See inside front cover for finishes.	**Veneer Type and Finish** *(if applicable)*: See inside front cover for finishes.
Z 3 | | | | | | .	P | |	| | | |

Examples: **Z380LL.P02** **Z3SS.P52** **Z335PF.P7C** **Z307PLV.CC260**

S *Shippable by small-package carrier.*

Connectors

Stride® — 3-Way Light Block Kits and Vertical Trim

For specification information see pages 24-27.

GSA SIN 711-1

Description	Painted Model	Veneer Model	Core List Price	Select List Price	Veneer List Price
3-Way Light Block Kit with "L" Top Cap Transition Piece					
35"H	Z335TL S	Z335TLV S	$ 52	$ 61	$ 182
42½"H	Z342TL S	Z342TLV S	$ 55	$ 64	$ 184
50"H	Z350TL S	Z350TLV S	$ 59	$ 68	$ 190
57½"H	Z357TL S	Z357TLV S	$ 62	$ 71	$ 193
65"H	Z365TL	Z365TLV	$ 65	$ 74	$ 196
72½"H	Z372TL	Z372TLV	$ 69	$ 78	$ 200
80"H	Z380TL	Z380TLV	$ 71	$ 80	$ 202
87½"H	Z387TL	Z387TLV	$ 74	$ 83	$ 206
95"H	Z395TL	Z395TLV	$ 78	$ 87	$ 210
102½"H	Z3102TL	Z3102TLV	$ 83	$ 92	$ 215
110"H	Z3110TL	Z3110TLV	$ 86	$ 95	$ 219
3-Way Light Block Kit with "T" Top Cap Transition Piece					
35"H	Z335TT S	Z335TTV S	$ 52	$ 61	$ 182
42½"H	Z342TT S	Z342TTV S	$ 55	$ 64	$ 184
50"H	Z350TT S	Z350TTV S	$ 59	$ 68	$ 190
57½"H	Z357TT S	Z357TTV S	$ 62	$ 71	$ 193
65"H	Z365TT	Z365TTV	$ 65	$ 74	$ 196
72½"H	Z372TT	Z372TTV	$ 69	$ 78	$ 200
80"H	Z380TT	Z380TTV	$ 71	$ 80	$ 202
87½"H	Z387TT	Z387TTV	$ 74	$ 83	$ 206
95"H	Z395TT	Z395TTV	$ 78	$ 87	$ 210
102½"H	Z3102TT	Z3102TTV	$ 83	$ 92	$ 215
110"H	Z3110TT	Z3110TTV	$ 86	$ 95	$ 219
3-Way Light Block Kit with "S" Top Cap Transition Piece					
35"H	Z335TS S	Z335TSV S	$ 52	$ 61	$ 182
42½"H	Z342TS S	Z342TSV S	$ 55	$ 64	$ 184
50"H	Z350TS S	Z350TSV S	$ 59	$ 68	$ 190
57½"H	Z357TS S	Z357TSV S	$ 62	$ 71	$ 193
65"H	Z365TS	Z365TSV	$ 65	$ 74	$ 196
72½"H	Z372TS	Z372TSV	$ 69	$ 78	$ 200
80"H	Z380TS	Z380TSV	$ 71	$ 80	$ 202
87½"H	Z387TS	Z387TSV	$ 74	$ 83	$ 206
95"H	Z395TS	Z395TSV	$ 78	$ 87	$ 210
102½"H	Z3102TS	Z3102TSV	$ 83	$ 92	$ 215
110"H	Z3110TS	Z3110TSV	$ 86	$ 95	$ 219
"L" 90° Vertical Filler Trim					
7½"H Variable Height	Z307PL S	Z307PLV S	$ 57	$ 77	$ 157
15"H Variable Height	Z315PL S	Z315PLV S	$ 63	$ 83	$ 217
22½"H Variable Height	Z322PL S	Z322PLV S	$ 68	$ 88	$ 275
30"H Variable Height	Z330PL S	Z330PLV S	$ 72	$ 92	$ 334
"F" Flat Vertical Filler Trim					
7½"H Variable Height	Z307PF S	Z307PFV S	$ 46	$ 66	$ 140
15"H Variable Height	Z315PF S	Z315PFV S	$ 50	$ 70	$ 197
22½"H Variable Height	Z322PF S	Z322PFV S	$ 55	$ 75	$ 243
30"H Variable Height	Z330PF S	Z330PFV S	$ 61	$ 81	$ 275
35"H Base Panel	Z335PF S	Z335PFV S	$ 65	$ 85	$ 308
42½"H Base Panel	Z342PF S	Z342PFV S	$ 70	$ 90	$ 342
50"H Base Panel	Z350PF S	Z350PFV S	$ 74	$ 94	$ 387
57½"H Base Panel	Z357PF S	Z357PFV S	$ 80	$ 100	$ 432
65"H Base Panel	Z365PF S	Z365PFV S	$ 85	$ 105	$ 479
80"H Base Panel	Z380PF	Z380PFV	$ 91	$ 111	$ 563
87½"H Base Panel	Z387PF	Z387PFV	$ 96	$ 116	$ 621
"VH" Variable Height Vertical End Trim					
7½"H	Z307PVH S	Z307PVHV S	$ 46	$ 66	$ 289
15"H	Z315PVH S	Z315PVHV S	$ 50	$ 70	$ 334
22½"H	Z322PVH S	Z322PVHV S	$ 55	$ 75	$ 375
30"H	Z330PVH S	Z330PVHV S	$ 61	$ 81	$ 406



Z330PL

Z335PF

Z315PVH

How to specify —

Select the Model Number from above.

Z 3 _____ .

1st Option:

Paint Color *(if applicable)*:

C S

See inside front cover for finishes.

P ___

1st Option:

Veneer Type and Finish *(if applicable)*:

See inside front cover for finishes.

_____

Examples: **Z350TL.P4J Z372TT.P27 Z3110TS.PR5**
Z335TTV.NC260

S *Shippable by small-package carrier.*

Connectors

Stride® — 4-Way Light Block Kits

For specification information see pages 24-27.

GSA SIN 711-1

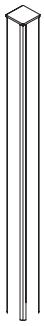

Description	Painted Model	Veneer Model	Core List Price	Select List Price	Veneer List Price
4-Way Light Block Kit with "X" Top Cap Transition Piece					
35"H	Z335XX [S]	Z335XXV [S]	$ 59	$ 68	$ 190
42½"H	Z342XX [S]	Z342XXV [S]	$ 62	$ 71	$ 193
50"H	Z350XX [S]	Z350XXV [S]	$ 65	$ 74	$ 196
57½"H	Z357XX [S]	Z357XXV [S]	$ 68	$ 77	$ 199
65"H	Z365XX	Z365XXV	$ 71	$ 80	$ 202
72½"H	Z372XX	Z372XXV	$ 74	$ 83	$ 206
80"H	Z380XX	Z380XXV	$ 77	$ 86	$ 209
87½"H	Z387XX	Z387XXV	$ 81	$ 90	$ 212
95"H	Z395XX	Z395XXV	$ 84	$ 93	$ 216
102½"H	Z3102XX	Z3102XXV	$ 88	$ 97	$ 221
110"H	Z3110XX	Z3110XXV	$ 91	$ 100	$ 223
4-Way Light Block Kit with "L" Top Cap Transition Piece					
35"H	Z335XL [S]	Z335XLV [S]	$ 59	$ 68	$ 190
42½"H	Z342XL [S]	Z342XLV [S]	$ 62	$ 71	$ 193
50"H	Z350XL [S]	Z350XLV [S]	$ 65	$ 74	$ 196
57½"H	Z357XL [S]	Z357XLV [S]	$ 68	$ 77	$ 199
65"H	Z365XL	Z365XLV	$ 71	$ 80	$ 202
72½"H	Z372XL	Z372XLV	$ 74	$ 83	$ 206
80"H	Z380XL	Z380XLV	$ 77	$ 86	$ 209
87½"H	Z387XL	Z387XLV	$ 81	$ 90	$ 212
95"H	Z395XL	Z395XLV	$ 84	$ 93	$ 216
102½"H	Z3102XL	Z3102XLV	$ 88	$ 97	$ 221
110"H	Z3110XL	Z3110XLV	$ 91	$ 100	$ 223
4-Way Light Block Kit with "T" Top Cap Transition Piece					
35"H	Z335XT [S]	Z335XTV [S]	$ 59	$ 68	$ 190
42½"H	Z342XT [S]	Z342XTV [S]	$ 62	$ 71	$ 193
50"H	Z350XT [S]	Z350XTV [S]	$ 65	$ 74	$ 196
57½"H	Z357XT [S]	Z357XTV [S]	$ 68	$ 77	$ 199
65"H	Z365XT	Z365XTV	$ 71	$ 80	$ 202
72½"H	Z372XT	Z372XTV	$ 74	$ 83	$ 206
80"H	Z380XT	Z380XTV	$ 77	$ 86	$ 209
87½"H	Z387XT	Z387XTV	$ 81	$ 90	$ 212
95"H	Z395XT	Z395XTV	$ 84	$ 93	$ 216
102½"H	Z3102XT	Z3102XTV	$ 88	$ 97	$ 221
110"H	Z3110XT	Z3110XTV	$ 91	$ 100	$ 223
4-Way Light Block Kit with "S" Top Cap Transition Piece					
35"H	Z335XS [S]	Z335XSV [S]	$ 59	$ 68	$ 190
42½"H	Z342XS [S]	Z342XSV [S]	$ 62	$ 71	$ 193
50"H	Z350XS [S]	Z350XSV [S]	$ 65	$ 74	$ 196
57½"H	Z357XS [S]	Z357XSV [S]	$ 68	$ 77	$ 199
65"H	Z365XS	Z365XSV	$ 71	$ 80	$ 202
72½"H	Z372XS	Z372XSV	$ 74	$ 83	$ 206
80"H	Z380XS	Z380XSV	$ 77	$ 86	$ 209
87½"H	Z387XS	Z387XSV	$ 81	$ 90	$ 212
95"H	Z395XS	Z395XSV	$ 84	$ 93	$ 216
102½"H	Z3102XS	Z3102XSV	$ 88	$ 97	$ 221
110"H	Z3110XS	Z3110XSV	$ 91	$ 100	$ 223

How to specify —	*1st Option:*	*1st Option:*
Select the Model Number from above.	**Paint Color** *(if applicable)*: Ⓒ Ⓢ See inside front cover for finishes.	**Veneer Type and Finish** *(if applicable)*: See inside front cover for finishes.
Z 3 _ _ _ _ _ _ .	P _ _	_ _ _ _ _

Examples: **Z335XX.P93 Z365XS.PR2 Z350XLV.NC260**

[S] ***Shippable by small-package carrier.***

Connectors

Stride® — 4-Way Vertical Trim

For specification information see pages 24-27.

GSA SIN 711-1

Z335PL

Z335PF

Z315PVH

Description	Painted Model	Veneer Model	Core List Price	Select List Price	Veneer List Price
"L" 90° Vertical Filler Trim					
7½"H Variable Height	**Z307PL** S	**Z307PLV** S	$ 57	$ 77	$ 157
15"H Variable Height	**Z315PL** S	**Z315PLV** S	$ 63	$ 83	$ 217
22½"H Variable Height	**Z322PL** S	**Z322PLV** S	$ 68	$ 88	$ 275
30"H Variable Height	**Z330PL** S	**Z330PLV** S	$ 72	$ 92	$ 334
"F" Flat Vertical Filler Trim					
7½"H Variable Height	**Z307PF** S	**Z307PFV** S	$ 46	$ 66	$ 140
15"H Variable Height	**Z315PF** S	**Z315PFV** S	$ 50	$ 70	$ 197
22½"H Variable Height	**Z322PF** S	**Z322PFV** S	$ 55	$ 75	$ 243
30"H Variable Height	**Z330PF** S	**Z330PFV** S	$ 61	$ 81	$ 275
35"H Base Panel	**Z335PF** S	**Z335PFV** S	$ 65	$ 85	$ 308
42½"H Base Panel	**Z342PF** S	**Z342PFV** S	$ 70	$ 90	$ 342
50"H Base Panel	**Z350PF** S	**Z350PFV** S	$ 74	$ 94	$ 387
57½"H Base Panel	**Z357PF** S	**Z357PFV** S	$ 80	$ 100	$ 432
65"H Base Panel	**Z365PF** S	**Z365PFV** S	$ 85	$ 105	$ 479
80"H Base Panel	**Z380PF**	**Z380PFV**	$ 91	$ 111	$ 563
87½"H Base Panel	**Z387PF**	**Z387PFV**	$ 96	$ 116	$ 621
"VH" Variable Height Vertical Filler Trim					
7½"H	**Z307PVH** S	**Z307PVHV** S	$ 46	$ 66	$ 289
15"H	**Z315PVH** S	**Z315PVHV** S	$ 50	$ 70	$ 334
22½"H	**Z322PVH** S	**Z322PVHV** S	$ 55	$ 75	$ 375
30"H	**Z330PVH** S	**Z330PVHV** S	$ 61	$ 81	$ 406

How to specify —	*1st Option:*	*1st Option:*
Select the Model Number from above.	**Paint Color** *(if applicable)*: C S See inside front cover for finishes.	**Veneer Type and Finish** *(if applicable)*: See inside front cover for finishes.
Z 3 _ _ _ _ _ .	P _ _	_ _ _ _ _

Examples: **Z307PL.P93** **Z307PVH.PR2** **Z315PFV.CC260**

S *Shippable by small-package carrier.*

Connectors

Stride® — 120° Light Block Kits and Vertical Trim

For specification information see pages 24-27.

GSA SIN 711-1

Z335PB

Z315PVH

Description	Painted Model	Veneer Model	Core List Price	Select List Price	Veneer List Price
2-Way 120° Light Block Kit with "B" Top Cap Transition Piece					
35"H	Z335BB S	Z335BBV S	$ 65	$ 74	$ 261
42½"H	Z342BB S	Z342BBV S	$ 68	$ 77	$ 263
50"H	Z350BB S	Z350BBV S	$ 71	$ 80	$ 266
57½"H	Z357BB S	Z357BBV S	$ 73	$ 82	$ 268
65"H	Z365BB S	Z365BBV S	$ 77	$ 86	$ 272
72½"H	Z372BB S	Z372BBV S	$ 81	$ 90	$ 275
80"H	Z380BB S	Z380BBV S	$ 84	$ 93	$ 279
87½"H	Z387BB S	Z387BBV S	$ 87	$ 96	$ 284
95"H	Z395BB S	Z395BBV S	$ 91	$ 100	$ 287
102½"H	Z3102BB S	Z3102BBV S	$ 94	$ 103	$ 290
110"H	Z3110BB S	Z3110BBV S	$ 97	$ 106	$ 293
3-Way 120° Light Block Kit with "B" Top Cap Transition Piece					
35"H	Z335CB S	Z335CBV S	$ 71	$ 80	$ 266
42½"H	Z342CB S	Z342CBV S	$ 73	$ 82	$ 268
50"H	Z350CB S	Z350CBV S	$ 77	$ 86	$ 272
57½"H	Z357CB S	Z357CBV S	$ 80	$ 89	$ 274
65"H	Z365CB S	Z365CBV S	$ 84	$ 93	$ 279
72½"H	Z372CB S	Z372CBV S	$ 87	$ 96	$ 284
80"H	Z380CB S	Z380CBV S	$ 91	$ 100	$ 287
87½"H	Z387CB S	Z387CBV S	$ 94	$ 103	$ 290
95"H	Z395CB S	Z395CBV S	$ 97	$ 106	$ 293
102½"H	Z3102CB S	Z3102CBV S	$ 101	$ 110	$ 297
110"H	Z3110CB S	Z3110CBV S	$ 106	$ 115	$ 303
3-Way 120° Light Block Kit with "C" Top Cap Transition Piece					
35"H	Z335CC S	Z335CCV S	$ 71	$ 80	$ 266
42½"H	Z342CC S	Z342CCV S	$ 73	$ 82	$ 268
50"H	Z350CC S	Z350CCV S	$ 77	$ 86	$ 272
57½"H	Z357CC S	Z357CCV S	$ 80	$ 89	$ 274
65"H	Z365CC S	Z365CCV S	$ 84	$ 93	$ 279
72½"H	Z372CC S	Z372CCV S	$ 87	$ 96	$ 284
80"H	Z380CC S	Z380CCV S	$ 91	$ 100	$ 287
87½"H	Z387CC S	Z387CCV S	$ 94	$ 103	$ 290
95"H	Z395CC S	Z395CCV S	$ 97	$ 106	$ 293
102½"H	Z3102CC S	Z3102CCV S	$ 101	$ 110	$ 297
110"H	Z3110CC S	Z3110CCV S	$ 106	$ 115	$ 303
2-Way 120° Vertical Filler Trim					
7½"H Variable Height	Z307PB S	Z307PBV S	$ 57	$ 77	$ 150
15"H Variable Height	Z315PB S	Z315PBV S	$ 63	$ 83	$ 196
22½"H Variable Height	Z322PB S	Z322PBV S	$ 68	$ 88	$ 242
30"H Variable Height	Z330PB S	Z330PBV S	$ 72	$ 92	$ 288
35"H Base Panel	Z335PB S	Z335PBV S	$ 77	$ 97	$ 333
42½"H Base Panel	Z342PB S	Z342PBV S	$ 83	$ 103	$ 379
50"H Base Panel	Z350PB S	Z350PBV S	$ 88	$ 108	$ 424
57½"H Base Panel	Z357PB S	Z357PBV S	$ 93	$ 113	$ 470
65"H Base Panel	Z365PB S	Z365PBV S	$ 97	$ 117	$ 516
80"H Base Panel	Z380PB S	Z380PBV S	$ 102	$ 122	$ 589
"VH" Variable Height Vertical End Trim					
7½"H	Z307PVH S	Z307PVHV S	$ 46	$ 66	$ 289
15"H	Z315PVH S	Z315PVHV S	$ 50	$ 70	$ 334
22½"H	Z322PVH S	Z322PVHV S	$ 55	$ 75	$ 375
30"H	Z330PVH S	Z330PVHV S	$ 61	$ 81	$ 406

How to specify —

Select the Model Number from above.

1st Option:

Select the Paint Color:

C S

See inside front cover for finishes.

Z 3 | | | | . | P | |

Examples: **Z380BB.P52 Z335CB.PR5 Z330PVH.P7B**

S *Shippable by small-package carrier.*

Connectors

Stride® — Vertical Trim and Light Block Kits without Top Trim

For specification information see pages 24-27.

GSA SIN 711-1

Z335PE

Description	Painted Model	Veneer Model	Core List Price	Select List Price	Veneer List Price
"E" Vertical End Trim					
7½"H Stacking/Segmented	**Z307PE** S	**Z307PEV** S	$ 46	$ 66	$ 289
15"H Stacking/Segmented	**Z315PE** S	**Z315PEV** S	$ 50	$ 70	$ 334
22½"H Stacking/Segmented	**Z322PE** S	**Z322PEV** S	$ 55	$ 75	$ 375
30"H Stacking/Segmented	**Z330PE** S	**Z330PEV** S	$ 61	$ 81	$ 406
35"H Base Panel	**Z335PE** S	**Z335PEV** S	$ 65	$ 85	$ 440
42½"H Base Panel	**Z342PE** S	**Z342PEV** S	$ 70	$ 90	$ 471
50"H Base Panel	**Z350PE** S	**Z350PEV** S	$ 74	$ 94	$ 504
57½"H Base Panel	**Z357PE** S	**Z357PEV** S	$ 80	$ 100	$ 537
65"H Base Panel	**Z365PE** S	**Z365PEV** S	$ 85	$ 105	$ 570
80"H Base Panel	**Z380PE**	**Z380PEV**	$ 91	$ 111	$ 603
87½"H Base Panel	**Z387PE**	**Z387PEV**	$ 96	$ 116	$ 636

Z335PEF

"EF" Vertical End Trim for Footed Panels					
35"H	**Z335PEF** S	**Z335PEFV** S	$ 65	$ 85	$ 440
42½"H	**Z342PEF** S	**Z342PEFV** S	$ 70	$ 90	$ 471
50"H	**Z350PEF** S	**Z350PEFV** S	$ 74	$ 94	$ 504
57½"H	**Z357PEF** S	**Z357PEFV** S	$ 80	$ 100	$ 537
65"H	**Z365PEF** S	**Z365PEFV** S	$ 85	$ 105	$ 570
80"H	**Z380PEF**	**Z380PEFV**	$ 91	$ 111	$ 603

Z315PG

"G" Grooved End Trim for use with Panel Mounted Screens					
7½"H for ¼" thick Landscape	**Z307PG** S	**Z307PGV** S	$ 68	$ 88	$ 322
7½"H for ⅜" thick Glass	**Z307PTG** S	**Z307PTGV** S	$ 68	$ 88	$ 322
15"H for ¼" thick Landscape	**Z315PG** S	**Z315PGV** S	$ 74	$ 94	$ 367
15"H for ⅜" thick Glass	**Z315PTG** S	**Z315PTGV** S	$ 74	$ 94	$ 367

Z350T

Description	Model	List Price
3-Way Light Block Kit without Top Cap Transition Piece		
35"H	**Z335T** S	$ 47
42½"H	**Z342T** S	$ 49
50"H	**Z350T** S	$ 52
57½"H	**Z357T** S	$ 55
65"H	**Z365T**	$ 59
80"H	**Z380T**	$ 65
87½"H	**Z387T**	$ 69

Z350X

4-Way Light Block Kit without Top Cap Transition Piece		
35"H	**Z335X** S	$ 52
42½"H	**Z342X** S	$ 55
50"H	**Z350X** S	$ 59
57½"H	**Z357X** S	$ 62
65"H	**Z365X**	$ 65
80"H	**Z380X**	$ 71
87½"H	**Z387X**	$ 74

How to specify —	*1st Option:*	*1st Option:*
Select the Model Number from above.	**Paint Color** *(if applicable)*: C S See inside front cover for finishes.	**Veneer Type and Finish** *(if applicable)*: See inside front cover for finishes.
Z 3 | | | | | | .	P | |	| | | |

Examples: **Z307PE.P52 Z342PEF.P02 Z307PG.PR5 Z335X Z307PGV.NC260**

S *Shippable by small-package carrier.*

Connectors

Stride® — "W" Wall Mount and Wall Track

For specification information see pages 24-27.

GSA SIN 711-1

Z342PW

Description	Painted Model	Veneer Model	Core List Price	Select List Price	Veneer List Price
"W" Wall Mount Kit					
15"H	**Z315PW** S	**Z315PWV** S	$ 68	$ 88	$ 85
22½"H	**Z322PW** S	**Z322PWV** S	$ 80	$ 100	$ 99
30"H	**Z330PW** S	**Z330PWV** S	$ 92	$ 112	$ 115
35"H	**Z335PW** S	**Z335PWV** S	$ 104	$ 124	$ 130
42½"	**Z342PW** S	**Z342PWV** S	$ 116	$ 136	$ 145
50"H	**Z350PW** S	**Z350PWV** S	$ 129	$ 149	$ 162
57½"H	**Z357PW** S	**Z357PWV** S	$ 141	$ 161	$ 177
65"H	**Z365PW** S	**Z365PWV** S	$ 154	$ 174	$ 193
80"H	**Z380PW** S	**Z380PWV** S	$ 179	$ 199	$ 225
87½"H	**Z387PW** S	**Z387PWV** S	$ 205	$ 225	$ 255

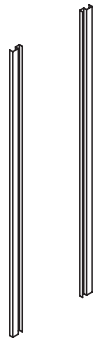

ZWTS

Description	Model	List Price
Vertical Wall Track (Core Paint colors only)		
60"H Stride Wall Track (pair)	**ZWTS** S	$ 142

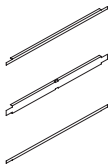

ZWTAK36

Wall Track Tile Attachment Kits (no color option)		
20"W	**ZWTAK20** S	$ 116
24"W	**ZWTAK24** S	$ 124
30"W	**ZWTAK30** S	$ 130
36"W	**ZWTAK36** S	$ 138
42"W	**ZWTAK42** S	$ 144
48"W	**ZWTAK48** S	$ 152
60"W	**ZWTAK60** S	$ 167

ZWTAK36S

Wall Track Tile Segment (no color option)		
20"W	**ZWTAK20S** S	$ 41
24"W	**ZWTAK24S** S	$ 44
30"W	**ZWTAK30S** S	$ 46
36"W	**ZWTAK36S** S	$ 48
42"W	**ZWTAK42S** S	$ 50
48"W	**ZWTAK48S** S	$ 52
60"W	**ZWTAK60S** S	$ 57

How to specify —	*1st Option:*	*2nd Option:*
Select the Model Number from above.	**Paint Color** *(if applicable)*: C S See inside front cover for finishes.	**Veneer Type and Finish** *(if applicable)*: See inside front cover for finishes.
Z | | | | | | .	P | |	| | | |

Examples: **Z357PW.P4J ZWTS.P27 ZWTAK48**
Z357PWV.P4J.NC777

S *Shippable by small-package carrier.*

Tiles

Stride® — Tackable Acoustical Tiles

For specification information see pages 28-34. (See page 273 for COM pricing on fabric Grades G-J.)

GSA SIN 711-1

Description	Model	List Price Grade A	Grade B	Grade C	Grade D	Grade E	Grade F
7½"H Tackable Acoustical Tiles							
24"W	**Z40724T** S	$ 63	$ 68	$ 74	$ 84	$ 93	$ 105
30"W	**Z40730T** S	$ 69	$ 75	$ 81	$ 91	$ 100	$ 113
36"W	**Z40736T** S	$ 73	$ 80	$ 88	$ 96	$ 106	$ 118
42"W	**Z40742T** S	$ 80	$ 88	$ 98	$ 104	$ 114	$ 127
48"W	**Z40748T** S	$ 84	$ 93	$ 103	$ 110	$ 119	$ 132
60"W	**Z40760T** S	$ 95	$ 106	$ 116	$ 123	$ 132	$ 145

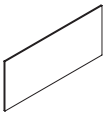

15"H Tackable Acoustical Tiles							
24"W	**Z41524T** S	$ 82	$ 89	$ 102	$ 111	$ 129	$ 145
30"W	**Z41530T** S	$ 86	$ 95	$ 108	$ 117	$ 134	$ 150
36"W	**Z41536T** S	$ 95	$ 105	$ 118	$ 128	$ 145	$ 163
42"W	**Z41542T** S	$ 101	$ 113	$ 126	$ 136	$ 152	$ 170
48"W	**Z41548T** S	$ 109	$ 124	$ 135	$ 147	$ 161	$ 180
60"W	**Z41560T** S	$ 123	$ 143	$ 152	$ 165	$ 180	$ 198

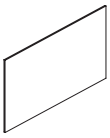

22½"H Tackable Acoustical Tiles							
24"W	**Z42224T** S	$ 99	$ 108	$ 124	$ 137	$ 159	$ 184
30"W	**Z42230T** S	$ 107	$ 118	$ 134	$ 148	$ 169	$ 193
36"W	**Z42236T** S	$ 115	$ 131	$ 144	$ 160	$ 179	$ 204
42"W	**Z42242T** S	$ 124	$ 143	$ 155	$ 171	$ 192	$ 216
48"W	**Z42248T** S	$ 135	$ 156	$ 169	$ 186	$ 205	$ 229
60"W	**Z42260T** S	$ 150	$ 175	$ 188	$ 206	$ 226	$ 250

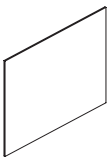

30"H Tackable Acoustical Tiles							
24"W	**Z43024T** S	$ 119	$ 130	$ 149	$ 168	$ 197	$ 227
30"W	**Z43030T** S	$ 126	$ 144	$ 160	$ 178	$ 206	$ 236
36"W	**Z43036T** S	$ 137	$ 157	$ 173	$ 192	$ 219	$ 249
42"W	**Z43042T** S	$ 147	$ 170	$ 187	$ 205	$ 231	$ 261
48"W	**Z43048T** S	$ 159	$ 184	$ 201	$ 222	$ 247	$ 278
60"W	**Z43060T**	$ 177	$ 207	$ 225	$ 247	$ 271	$ 302

How to specify —

Select the Model Number from above.

1st Option:

Fabric:

See inside back cover for fabrics.

Z 4 | | | | T . | | | | | |

Example: **Z40748T.GLW910**

S *Shippable by small-package carrier.*

For specification information see pages 28-34. (See page 273 for COM pricing on fabric Grades G-J.)

GSA SIN 711-1

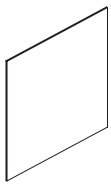

Description	Model	List Price Grade A	Grade B	Grade C	Grade D	Grade E	Grade F
37½"H Tackable Acoustical Tiles (Monolithic tile for 42½"H frame)							
24"W	**Z43724T** S	$ 143	$ 158	$ 179	$ 201	$ 233	$ 270
30"W	**Z43730T** S	$ 153	$ 173	$ 193	$ 214	$ 247	$ 284
36"W	**Z43736T** S	$ 168	$ 191	$ 212	$ 232	$ 266	$ 303
42"W	**Z43742T** S	$ 178	$ 204	$ 225	$ 247	$ 281	$ 316
48"W	**Z43748T** S	$ 193	$ 222	$ 243	$ 270	$ 299	$ 335
60"W	**Z43760T**	$ 217	$ 253	$ 275	$ 300	$ 329	$ 366

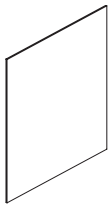

45"H Tackable Acoustical Tiles (Monolithic tile for 50"H frame)							
24"W	**Z44524T** S	$ 162	$ 181	$ 204	$ 230	$ 270	$ 312
30"W	**Z44530T** S	$ 174	$ 197	$ 221	$ 247	$ 284	$ 327
36"W	**Z44536T** S	$ 189	$ 215	$ 239	$ 266	$ 303	$ 345
42"W	**Z44542T** S	$ 202	$ 232	$ 258	$ 284	$ 321	$ 363
48"W	**Z44548T** S	$ 219	$ 253	$ 278	$ 308	$ 343	$ 386
60"W	**Z44560T**	$ 244	$ 286	$ 312	$ 342	$ 377	$ 419



52½"H Tackable Acoustical Tiles (Monolithic tile for 57½"H frame)							
24"W	**Z45224T** S	$ 179	$ 200	$ 227	$ 257	$ 301	$ 350
30"W	**Z45230T** S	$ 195	$ 220	$ 247	$ 277	$ 320	$ 370
36"W	**Z45236T** S	$ 211	$ 240	$ 269	$ 298	$ 342	$ 390
42"W	**Z45242T** S	$ 225	$ 259	$ 287	$ 317	$ 361	$ 409
48"W	**Z45248T**	$ 244	$ 282	$ 312	$ 347	$ 384	$ 434
60"W	**Z45260T**	$ 273	$ 321	$ 351	$ 384	$ 423	$ 472

60"H Tackable Acoustical Tiles (Monolithic tile for 65"H frame)							
24"W	**Z46024T** S	$ 200	$ 223	$ 255	$ 287	$ 337	$ 392
30"W	**Z46030T**	$ 217	$ 245	$ 277	$ 310	$ 359	$ 414
36"W	**Z46036T**	$ 254	$ 287	$ 318	$ 352	$ 402	$ 457
42"W	**Z46042T**	$ 268	$ 306	$ 339	$ 373	$ 420	$ 476
48"W	**Z46048T**	$ 283	$ 327	$ 360	$ 397	$ 442	$ 496
60"W	**Z46060T**	$ 300	$ 355	$ 386	$ 426	$ 471	$ 524

How to specify —

Select the Model Number from above.

1st Option:

Fabric:

See inside back cover for fabrics.

Z 4 | | | | T . | | | | | |

Example: **Z45260T.ECH901**

S ***Shippable by small-package carrier.***

Tiles

Stride® — Tackable Acoustical Port Tiles

For specification information see pages 28-34. (See page 273 for COM pricing on fabric Grades G-J.)

GSA SIN 711-1

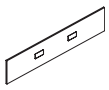

Description	Model	List Price Grade A	Grade B	Grade C	Grade D	Grade E	Grade F
7½"H Tackable Acoustical Port Tiles							
24"W	**Z40724E** S	$ 126	$ 131	$ 137	$ 147	$ 156	$ 168
30"W	**Z40730E** S	$ 130	$ 136	$ 142	$ 152	$ 161	$ 174
36"W	**Z40736E** S	$ 137	$ 144	$ 152	$ 160	$ 170	$ 182
42"W	**Z40742E** S	$ 142	$ 150	$ 158	$ 166	$ 176	$ 188
48"W	**Z40748E** S	$ 148	$ 157	$ 166	$ 174	$ 183	$ 195
60"W	**Z40760E** S	$ 159	$ 170	$ 180	$ 187	$ 196	$ 209

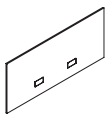

15"H Tackable Acoustical Port Tiles							
24"W	**Z41524E** S	$ 145	$ 152	$ 165	$ 174	$ 191	$ 208
30"W	**Z41530E** S	$ 151	$ 160	$ 173	$ 182	$ 199	$ 215
36"W	**Z41536E** S	$ 159	$ 169	$ 182	$ 192	$ 209	$ 227
42"W	**Z41542E** S	$ 164	$ 176	$ 189	$ 199	$ 215	$ 233
48"W	**Z41548E** S	$ 173	$ 188	$ 199	$ 211	$ 226	$ 244
60"W	**Z41560E** S	$ 187	$ 207	$ 216	$ 229	$ 244	$ 262

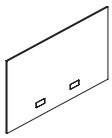

22½"H Tackable Acoustical Port Tiles							
24"W	**Z42224E** S	$ 163	$ 172	$ 188	$ 201	$ 223	$ 248
30"W	**Z42230E** S	$ 170	$ 181	$ 197	$ 211	$ 232	$ 257
36"W	**Z42236E** S	$ 179	$ 194	$ 208	$ 223	$ 243	$ 268
42"W	**Z42242E** S	$ 188	$ 207	$ 219	$ 235	$ 256	$ 280
48"W	**Z42248E** S	$ 196	$ 217	$ 230	$ 247	$ 266	$ 290
60"W	**Z42260E** S	$ 213	$ 238	$ 251	$ 269	$ 288	$ 313

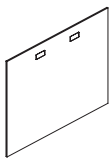

30"H Tackable Acoustical Port Tiles							
24"W	**Z43024E** S	$ 181	$ 192	$ 211	$ 229	$ 258	$ 288
30"W	**Z43030E** S	$ 190	$ 208	$ 224	$ 242	$ 270	$ 299
36"W	**Z43036E** S	$ 200	$ 220	$ 236	$ 255	$ 283	$ 312
42"W	**Z43042E** S	$ 211	$ 234	$ 251	$ 269	$ 295	$ 325
48"W	**Z43048E** S	$ 221	$ 246	$ 263	$ 284	$ 308	$ 339
60"W	**Z43060E**	$ 240	$ 270	$ 288	$ 310	$ 334	$ 365

How to specify —	*1st Option:*	*2nd Option:*
Select the Model Number from above.	**Fabric:** See inside back cover for fabrics.	**Electrical Grommet Color:** See inside front cover for finishes.

Z 4 _ _ _ E . _ _ _ _ _ _ . _ _

Example: **Z40748E.ECH901.E9**

S *Shippable by small-package carrier.*

For specification information see pages 28-34. (See page 273 for COM pricing on fabric Grades G-J.)

GSA SIN 711-1

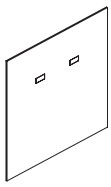

Description	Model	List Price Grade A	Grade B	Grade C	Grade D	Grade E	Grade F
37½"H Tackable Acoustical Port Tiles (Monolithic tile for 42½"H frame)							
24"W	**Z43724E** S	$ 211	$ 226	$ 247	$ 269	$ 301	$ 338
30"W	**Z43730E** S	$ 221	$ 241	$ 261	$ 282	$ 315	$ 352
36"W	**Z43736E** S	$ 233	$ 256	$ 277	$ 297	$ 331	$ 368
42"W	**Z43742E** S	$ 247	$ 273	$ 294	$ 316	$ 350	$ 385
48"W	**Z43748E** S	$ 259	$ 288	$ 309	$ 336	$ 365	$ 401
60"W	**Z43760E**	$ 283	$ 319	$ 341	$ 367	$ 395	$ 432

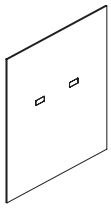

45 H Tackable Acoustical Port Tiles (Monolithic tile for 50"H frame)							
24"W	**Z44524E** S	$ 227	$ 245	$ 269	$ 295	$ 334	$ 376
30"W	**Z44530E** S	$ 241	$ 264	$ 288	$ 314	$ 351	$ 394
36"W	**Z44536E** S	$ 254	$ 280	$ 304	$ 331	$ 368	$ 411
42"W	**Z44542E** S	$ 268	$ 298	$ 324	$ 349	$ 386	$ 428
48"W	**Z44548E** S	$ 285	$ 319	$ 344	$ 374	$ 409	$ 452
60"W	**Z44560E**	$ 311	$ 353	$ 379	$ 409	$ 444	$ 486

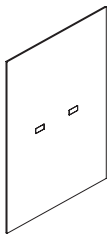

52½"H Tackable Acoustical Port Tiles (Monolithic tile for 57½"H frame)							
24"W	**Z45224E** S	$ 248	$ 269	$ 296	$ 326	$ 370	$ 419
30"W	**Z45230E** S	$ 262	$ 287	$ 315	$ 344	$ 388	$ 437
36"W	**Z45236E** S	$ 278	$ 307	$ 336	$ 365	$ 409	$ 457
42"W	**Z45242E**	$ 293	$ 327	$ 355	$ 385	$ 429	$ 477
48"W	**Z45248E**	$ 311	$ 349	$ 379	$ 414	$ 451	$ 500
60"W	**Z45260E**	$ 341	$ 389	$ 419	$ 452	$ 491	$ 541

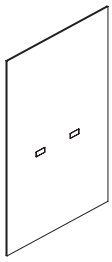

60"H Tackable Acoustical Port Tiles (Monolithic tile for 65"H frame)							
24"W	**Z46024E** S	$ 265	$ 288	$ 320	$ 351	$ 402	$ 456
30"W	**Z46030E**	$ 283	$ 311	$ 343	$ 376	$ 425	$ 480
36"W	**Z46036E**	$ 321	$ 354	$ 385	$ 419	$ 469	$ 524
42"W	**Z46042E**	$ 336	$ 374	$ 407	$ 441	$ 488	$ 544
48"W	**Z46048E**	$ 349	$ 393	$ 426	$ 463	$ 507	$ 562
60"W	**Z46060E**	$ 369	$ 424	$ 456	$ 495	$ 540	$ 593

How to specify —	*1st Option:*	*2nd Option:*
Select the Model Number from above.	**Fabric:** See inside back cover for fabrics.	**Electrical Grommet Color:** See inside front cover for finishes.

Z 4 _ _ _ E . _ _ _ _ _ _ . _ _

Example: **Z44536E.ECH901.E9**

S *Shippable by small-package carrier.*

Tiles

Stride® — Tackable Acoustical Tiles to-the-Floor

For specification information see pages 28-34. (See page 274 for COM pricing on fabric Grades G-J.)

GSA SIN 711-1

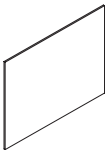

Description	Model	List Price Grade A	Grade B	Grade C	Grade D	Grade E	Grade F
22½"H Tackable Acoustical Base Tiles to-the-Floor							
24"W	Z42224TF [S]	$ 141	$ 152	$ 171	$ 189	$ 218	$ 248
30"W	Z42230TF [S]	$ 149	$ 167	$ 183	$ 201	$ 229	$ 259
36"W	Z42236TF [S]	$ 158	$ 178	$ 194	$ 213	$ 241	$ 271
42"W	Z42242TF [S]	$ 169	$ 192	$ 209	$ 227	$ 254	$ 283
48"W	Z42248TF [S]	$ 177	$ 202	$ 219	$ 240	$ 264	$ 295
60"W	Z42260TF [S]	$ 195	$ 225	$ 244	$ 265	$ 289	$ 320

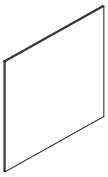

30"H Tackable Acoustical Base Tiles to-the-Floor							
24"W	Z43024TF [S]	$ 159	$ 174	$ 195	$ 217	$ 249	$ 286
30"W	Z43030TF [S]	$ 169	$ 189	$ 209	$ 230	$ 263	$ 300
36"W	Z43036TF [S]	$ 179	$ 202	$ 223	$ 243	$ 277	$ 314
42"W	Z43042TF [S]	$ 191	$ 217	$ 239	$ 260	$ 294	$ 329
48"W	Z43048TF [S]	$ 202	$ 231	$ 253	$ 279	$ 308	$ 344
60"W	Z43060TF	$ 223	$ 259	$ 281	$ 307	$ 336	$ 373

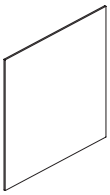

37½"H Tackable Acoustical Base Tiles to-the-Floor							
24"W	Z43724TF [S]	$ 185	$ 203	$ 227	$ 253	$ 292	$ 334
30"W	Z43730TF [S]	$ 197	$ 220	$ 245	$ 270	$ 308	$ 350
36"W	Z43736TF [S]	$ 210	$ 236	$ 261	$ 287	$ 324	$ 367
42"W	Z43742TF [S]	$ 223	$ 253	$ 279	$ 304	$ 341	$ 384
48"W	Z43748TF [S]	$ 238	$ 272	$ 297	$ 327	$ 362	$ 405
60"W	Z43760TF	$ 262	$ 304	$ 330	$ 360	$ 395	$ 437

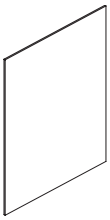

45"H Tackable Acoustical Base Tiles to-the-Floor							
24"W	Z44524TF [S]	$ 204	$ 225	$ 253	$ 282	$ 326	$ 375
30"W	Z44530TF [S]	$ 216	$ 241	$ 269	$ 298	$ 342	$ 391
36"W	Z44536TF [S]	$ 232	$ 261	$ 290	$ 319	$ 363	$ 412
42"W	Z44542TF [S]	$ 247	$ 281	$ 309	$ 339	$ 383	$ 432
48"W	Z44548TF [S]	$ 263	$ 301	$ 331	$ 366	$ 403	$ 452
60"W	Z44560TF	$ 292	$ 340	$ 370	$ 403	$ 442	$ 492

52½"H Tackable Acoustical Base Tiles to-the-Floor							
24"W	Z45224TF [S]	$ 223	$ 246	$ 278	$ 309	$ 360	$ 414
30"W	Z45230TF [S]	$ 238	$ 266	$ 298	$ 331	$ 380	$ 435
36"W	Z45236TF [S]	$ 266	$ 299	$ 330	$ 364	$ 414	$ 469
42"W	Z45242TF	$ 280	$ 318	$ 351	$ 385	$ 433	$ 488
48"W	Z45248TF	$ 295	$ 339	$ 372	$ 409	$ 454	$ 508
60"W	Z45260TF	$ 320	$ 375	$ 407	$ 446	$ 491	$ 545



60"H Tackable Acoustical Base Tiles to-the-Floor							
24"W	Z46024TF [S]	$ 243	$ 266	$ 298	$ 330	$ 380	$ 435
30"W	Z46030TF	$ 257	$ 285	$ 317	$ 350	$ 399	$ 454
36"W	Z46036TF	$ 289	$ 322	$ 353	$ 387	$ 437	$ 492
42"W	Z46042TF	$ 304	$ 342	$ 375	$ 409	$ 456	$ 512
48"W	Z46048TF	$ 321	$ 365	$ 398	$ 435	$ 480	$ 534
60"W	Z46060TF	$ 349	$ 404	$ 436	$ 475	$ 520	$ 574

How to specify —

Select the Model Number from above.

1st Option:

Fabric:

See inside back cover for fabrics.

Z 4 | | | | T F . | | | | | |

Example: **Z44560TF.IMP07**

[S] ***Shippable by small-package carrier.***

Tiles

Stride® — Steel Tiles / Steel Tiles to-the-Floor

For specification information see pages 28-34.

GSA SIN 711-1

Description	Model	Core List Price	Select List Price
7½"H Steel Tiles			
24"W	Z40724S S	$ 86	$ 100
30"W	Z40730S S	$ 90	$ 104
36"W	Z40736S S	$ 98	$ 112
42"W	Z40742S S	$ 107	$ 121
48"W	Z40748S S	$ 114	$ 129
60"W	Z40760S S	$ 128	$ 142

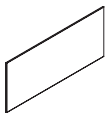

15"H Steel Tiles			
24"W	Z41524S S	$ 100	$ 114
30"W	Z41530S S	$ 106	$ 120
36"W	Z41536S S	$ 116	$ 130
42"W	Z41542S S	$ 125	$ 139
48"W	Z41548S S	$ 137	$ 151
60"W	Z41560S S	$ 154	$ 168

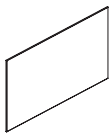

22½"H Steel Tiles			
24"W	Z42224S S	$ 147	$ 161
30"W	Z42230S S	$ 159	$ 173
36"W	Z42236S S	$ 171	$ 185
42"W	Z42242S S	$ 184	$ 198
48"W	Z42248S S	$ 197	$ 211
60"W	Z42260S S	$ 228	$ 242

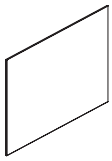

30"H Steel Tiles			
24"W	Z43024S S	$ 176	$ 190
30"W	Z43030S S	$ 191	$ 205
36"W	Z43036S S	$ 204	$ 218
42"W	Z43042S S	$ 222	$ 236
48"W	Z43048S S	$ 240	$ 254
60"W	Z43060S	$ 274	$ 288

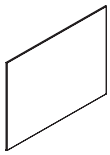

22½"H Steel Base Tiles to-the-Floor Kit			
24"W	Z42224SF S	$ 184	$ 198
30"W	Z42230SF S	$ 197	$ 211
36"W	Z42236SF S	$ 212	$ 226
42"W	Z42242SF S	$ 226	$ 240
48"W	Z42248SF S	$ 242	$ 256
60"W	Z42260SF S	$ 275	$ 289

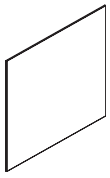

30"H Steel Base Tiles to-the-Floor Kit			
24"W	Z43024SF S	$ 244	$ 258
30"W	Z43030SF S	$ 266	$ 280
36"W	Z43036SF S	$ 283	$ 297
42"W	Z43042SF S	$ 303	$ 317
48"W	Z43048SF S	$ 322	$ 336
60"W	Z43060SF	$ 372	$ 386

How to specify —

Select the Model Number from above.

1st Option:

Paint Color:

C S

See inside front cover for finishes.

Z 4 | | | | | . P | | |

Examples: **Z41524S.P4J** **Z43060SF.P7C**

S ***Shippable by small-package carrier.***

Tiles

New Pricing — Effective 10/18/2015

Stride® — Perforated Steel Tiles

For specification information see pages 28-34.

GSA SIN 711-1

Description	Model	Core List Price	Select List Price
7½"H Perforated Steel Tiles			
24"W	**Z40724SH** S	$ 92	$ 107
30"W	**Z40730SH** S	$ 96	$ 111
36"W	**Z40736SH** S	$ 103	$ 118
42"W	**Z40742SH** S	$ 113	$ 128
48"W	**Z40748SH** S	$ 121	$ 136
60"W	**Z40760SH** S	$ 136	$ 151

15"H Perforated Steel Tiles			
24"W	**Z41524SH** S	$ 107	$ 122
30"W	**Z41530SH** S	$ 112	$ 127
36"W	**Z41536SH** S	$ 123	$ 138
42"W	**Z41542SH** S	$ 133	$ 148
48"W	**Z41548SH** S	$ 147	$ 162
60"W	**Z41560SH** S	$ 165	$ 180



22½"H Perforated Steel Tiles			
24"W	**Z42224SH** S	$ 154	$ 169
30"W	**Z42230SH** S	$ 170	$ 185
36"W	**Z42236SH** S	$ 180	$ 195
42"W	**Z42242SH** S	$ 195	$ 210
48"W	**Z42248SH** S	$ 210	$ 225
60"W	**Z42260SH** S	$ 244	$ 259



30"H Perforated Steel Tiles			
24"W	**Z43024SH** S	$ 188	$ 203
30"W	**Z43030SH** S	$ 201	$ 216
36"W	**Z43036SH** S	$ 217	$ 232
42"W	**Z43042SH** S	$ 235	$ 250
48"W	**Z43048SH** S	$ 253	$ 268
60"W	**Z43060SH**	$ 291	$ 306

How to specify —

Select the Model Number from above.

1st Option:

Paint Color:

C S

See inside front cover for finishes.

Z 4 | | | | S H . P | |

Example: **Z43060SH.PQ8**

S *Shippable by small-package carrier.*

For specification information see pages 28-34.

GSA SIN 711-1



Description	Model	Core List Price	Select List Price
7½"H Tool Tiles			
24"W	**Z40724SW** S	$ 150	$ 183
30"W	**Z40730SW** S	$ 156	$ 189
36"W	**Z40736SW** S	$ 162	$ 195
42"W	**Z40742SW** S	$ 168	$ 201
48"W	**Z40748SW** S	$ 181	$ 214
60"W	**Z40760SW** S	$ 193	$ 226



15"H Tool Tiles			
24"W	**Z41524SW** S	$ 231	$ 264
30"W	**Z41530SW** S	$ 248	$ 281
36"W	**Z41536SW** S	$ 270	$ 303
42"W	**Z41542SW** S	$ 283	$ 316
48"W	**Z41548SW** S	$ 302	$ 335
60"W	**Z41560SW** S	$ 320	$ 353

NOTE: Tool tiles placed at worksurface height limit selection of work tools available. Folder Holders, Multi-Media Hangers, and Binder Bins extend below a 7½"H tool tile. Paper Wave and contents extend above a single 7½"H tool tile. See page 253.

How to specify —	*1st Option:*
Select the Model Number from above.	**Paint Color:** C S See inside front cover for finishes.

Z 4 | | | | | | . P | |

Example: **Z41524SW.P52**

S ***Shippable by small-package carrier.***

Tiles

Stride® — Porcelain and Steel Marker Board Tiles

For specification information see pages 28-34.

GSA SIN 711-1

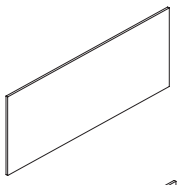

Description	Model	List Price
15"H Porcelain Marker Board Tiles		
24"W	**Z41524MB** S	$ 376
30"W	**Z41530MB** S	$ 408
36"W	**Z41536MB** S	$ 439
42"W	**Z41542MB** S	$ 472
48"W	**Z41548MB** S	$ 504
60"W	**Z41560MB** S	$ 566

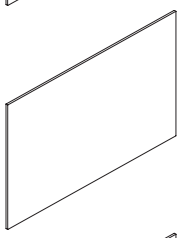

22½"H Porcelain Marker Board Tiles		
24"W	**Z42224MB** S	$ 439
30"W	**Z42230MB** S	$ 472
36"W	**Z42236MB** S	$ 504
42"W	**Z42242MB** S	$ 535
48"W	**Z42248MB** S	$ 566
60"W	**Z42260MB** S	$ 630

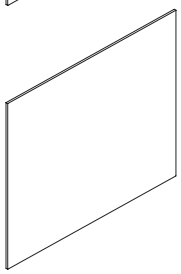

30"H Porcelain Marker Board Tiles		
24"W	**Z43024MB** S	$ 504
30"W	**Z43030MB** S	$ 535
36"W	**Z43036MB** S	$ 566
42"W	**Z43042MB** S	$ 598
48"W	**Z43048MB** S	$ 630
60"W	**Z43060MB**	$ 691

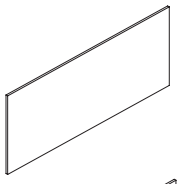

15"H Steel Marker Board Tiles (no color option)		
24"W	**Z41524MBS**	$ 265
30"W	**Z41530MBS**	$ 285
36"W	**Z41536MBS**	$ 308
42"W	**Z41542MBS**	$ 330
48"W	**Z41548MBS**	$ 353
60"W	**Z41560MBS**	$ 397

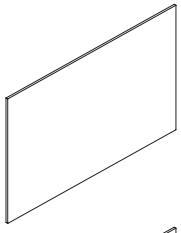

22½"H Steel Marker Board Tiles (no color option)		
24"W	**Z42224MBS**	$ 308
30"W	**Z42230MBS**	$ 330
36"W	**Z42236MBS**	$ 353
42"W	**Z42242MBS**	$ 376
48"W	**Z42248MBS**	$ 397
60"W	**Z42260MBS**	$ 441

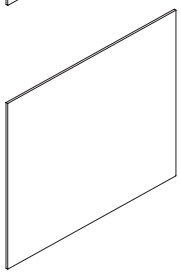

30"H Steel Marker Board Tiles (no color option)		
24"W	**Z43024MBS**	$ 353
30"W	**Z43030MBS**	$ 376
36"W	**Z43036MBS**	$ 397
42"W	**Z43042MBS**	$ 420
48"W	**Z43048MBS**	$ 441
60"W	**Z43060MBS**	$ 486

15"W Marker Board Tray — Natural Aluminum		
Magnetic Markerboard Tray	**TK4TRAYMS** S	$ 53

How to specify —	*1st Option:*	*1st Option:*
Select the Model Number from above.	**Paint Color:** C S See inside front cover for finishes.	**Color** *(if applicable)*: X No color option
_ _ _ _ _ _ _ _ .	P _ _	X

Examples: **Z42242MB.P7C** **Z43036MBS.X** **TK4TRAYMS**

S *Shippable by small-package carrier.*

For specification information see pages 28-34.

GSA SIN 711-1

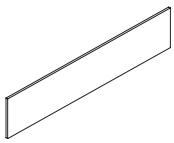

Description	Model	Grade 1 List Price	Grade 2 List Price
7½"H Landscape Surface Tiles			
24"W	**Z40724L** S	$ 225	$ 295
30"W	**Z40730L** S	$ 289	$ 371
36"W	**Z40736L** S	$ 353	$ 447
42"W	**Z40742L** S	$ 416	$ 523
48"W	**Z40748L** S	$ 478	$ 596
60"W	**Z40760L** S	$ 606	$ 737

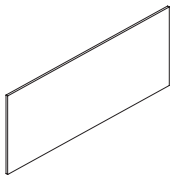

15"H Landscape Surface Tiles			
24"W	**Z41524L** S	$ 353	$ 487
30"W	**Z41530L** S	$ 416	$ 562
36"W	**Z41536L** S	$ 478	$ 634
42"W	**Z41542L** S	$ 542	$ 713
48"W	**Z41548L** S	$ 606	$ 787
60"W	**Z41560L** S	$ 733	$ 926

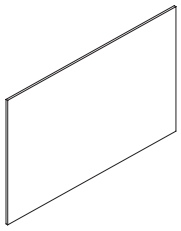

22½"H Landscape Surface Tiles			
24"W	**Z42224L** S	$ 478	$ 738
30"W	**Z42230L** S	$ 542	$ 817
36"W	**Z42236L** S	$ 606	$ 891
42"W	**Z42242L** S	$ 670	$ 967
48"W	**Z42248L** S	$ 733	$ 1042
60"W	**Z42260L** S	$ 860	$ 1181

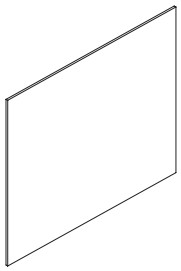

30"H Landscape Surface Tiles			
24"W	**Z43024L** S D	$ 606	$ 1056
30"W	**Z43030L** S D	$ 670	$ 1131
36"W	**Z43036L** S D	$ 733	$ 1206
42"W	**Z43042L** S D	$ 797	$ 1282
48"W	**Z43048L** S D	$ 860	$ 1358
60"W	**Z43060L** S D	$ 986	$ 1497

Infinite Spectrum™ Sample Kit*		
Infinite Spectrum Sample Kit	**YTSPSK**	$ 51

*Allsteel is not responsible for PANTONE® matching. It is the sole responsibility of the dealer and/or customer to ensure PANTONE color is correct. To ensure matching order Infinite Spectrum Sample Kit model YTSPSK prior to order entry.

LANDSCAPE™ SURFACE MATERIAL OPTIONS

GRADE 1

Infinite Spectrum
See page 29 for ordering information.

Pearlescent Strata™
PS01 Glacier
PS02 Shadow
PS04 Shell
PS05 Tortoise
PS07 Quartz

GRADE 2

Foundation™
FD01 Sand
FD02 Taupe
FD03 Caramel D
FD04 Pure White
FD05 Flint D

Quattro
QU44 Platinum**
QU55 Carbon** D
QU66 White D

**New smaller pattern size introduced May 2012.

D *Discontinued 12/31/2015*

How to specify —

Select the Model Number from above.

1st Option:

Landscape Surface Material and Finish:

See above for material options.

2nd Option:

Frame Paint Color:

C S

See inside front cover for finishes.

Z 4 | | | L . | | | | | | | | | . P | |

Examples: **Z40724L.19-1759TPX.P27** **Z41536L.PS02.P02**

S *Shippable by small-package carrier.*

New Pricing — Effective 10/18/2015

Tiles

Stride® — Laminate Tiles / Laminate Tiles to-the-Floor Kits

For specification information see pages 28-34.

GSA SIN 711-1

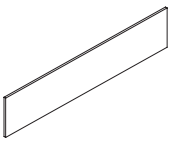

Description	Model	L1 List Price	L2 List Price	L3 List Price
7½"H Laminate Tiles				
24"W	Z40724HS S	$ 208	$ 218	$ 226
30"W	Z40730HS S	$ 216	$ 226	$ 237
36"W	Z40736HS S	$ 232	$ 242	$ 256
42"W	Z40742HS S	$ 255	$ 267	$ 279
48"W	Z40748HS S	$ 273	$ 286	$ 303
60"W	Z40760HS S	$ 307	$ 320	$ 340

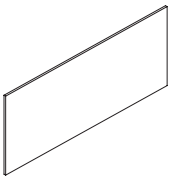

15"H Laminate Tiles				
24"W	Z41524HS S	$ 241	$ 253	$ 263
30"W	Z41530HS S	$ 253	$ 265	$ 277
36"W	Z41536HS S	$ 280	$ 293	$ 310
42"W	Z41542HS S	$ 301	$ 314	$ 332
48"W	Z41548HS S	$ 328	$ 343	$ 362
60"W	Z41560HS S	$ 370	$ 386	$ 407

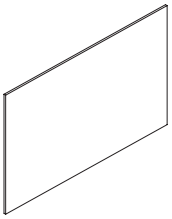

22½"H Laminate Tiles				
24"W	Z42224HS S	$ 304	$ 318	$ 335
30"W	Z42230HS S	$ 330	$ 344	$ 363
36"W	Z42236HS S	$ 356	$ 371	$ 391
42"W	Z42242HS S	$ 382	$ 400	$ 419
48"W	Z42248HS S	$ 410	$ 429	$ 451
60"W	Z42260HS S	$ 478	$ 504	$ 524

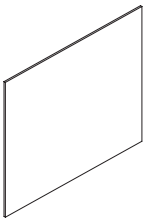

30"H Laminate Tiles				
24"W	Z43024HS S	$ 366	$ 384	$ 402
30"W	Z43030HS S	$ 395	$ 413	$ 435
36"W	Z43036HS S	$ 423	$ 442	$ 465
42"W	Z43042HS S	$ 461	$ 487	$ 506
48"W	Z43048HS S	$ 497	$ 524	$ 545
60"W	Z43060HS S	$ 569	$ 598	$ 626

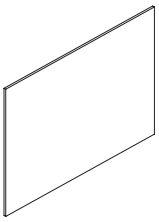

22½"H Laminate Base Tiles to-the-Floor Kits				
24"W	Z42224HTF S	$ 417	$ 435	$ 454
30"W	Z42230HTF S	$ 447	$ 466	$ 488
36"W	Z42236HTF S	$ 475	$ 495	$ 517
42"W	Z42242HTF S	$ 505	$ 531	$ 550
48"W	Z42248HTF S	$ 538	$ 565	$ 586
60"W	Z42260HTF S	$ 607	$ 636	$ 664

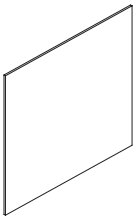

30"H Laminate Base Tiles to-the-Floor Kits				
24"W	Z43024HTF S	$ 543	$ 570	$ 592
30"W	Z43030HTF S	$ 590	$ 618	$ 645
36"W	Z43036HTF S	$ 624	$ 653	$ 682
42"W	Z43042HTF S	$ 665	$ 697	$ 726
48"W	Z43048HTF S	$ 705	$ 738	$ 770
60"W	Z43060HTF	$ 808	$ 845	$ 884

How to specify —	*1st Option:*	*2nd Option:*
Select the Model Number from above.	**Laminate Color:** See inside front cover for finishes.	**Edge Color:** See inside front cover for finishes.

Z 4 _____ . _____ . E _____

Examples: **Z42236HS.TM33.E4** **Z43024HTF.LT5E.E9**

S *Shippable by small-package carrier.*

For specification information see pages 28-34.

GSA SIN 711-1

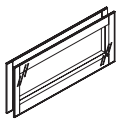

Description	Model	Clear List Price	Frosted List Price
15"H Glass Tile Kits			
24"W	Z41524G S	$ 412	$ 493
30"W	Z41530G S	$ 470	$ 563
36"W	Z41536G S	$ 504	$ 604
42"W	Z41542G S	$ 537	$ 644
48"W	Z41548G S	$ 568	$ 680
60"W	Z41560G S	$ 654	$ 784

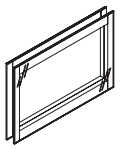

22½"H Glass Tile Kits			
24"W	Z42224G S	$ 528	$ 633
30"W	Z42230G S	$ 553	$ 663
36"W	Z42236G S	$ 580	$ 694
42"W	Z42242G S	$ 612	$ 733
48"W	Z42248G S	$ 639	$ 766
60"W	Z42260G S	$ 680	$ 815

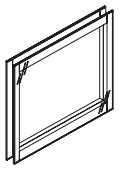

30"H Glass Tile Kits			
24"W	Z43024G S	$ 613	$ 734
30"W	Z43030G S	$ 649	$ 779
36"W	Z43036G S	$ 700	$ 839
42"W	Z43042G S	$ 756	$ 906
48"W	Z43048G S	$ 801	$ 960
60"W	Z43060G	$ 890	$ 1067

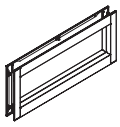

Description	Model	List Price	Select List Price
15"H Pass-Thru Trim Kits			
24"W	Z41524PT S D	$ 252	$ 278
30"W	Z41530PT S D	$ 270	$ 296
36"W	Z41536PT S D	$ 283	$ 309
42"W	Z41542PT S D	$ 304	$ 330
48"W	Z41548PT S D	$ 320	$ 346
60"W	Z41560PT S D	$ 333	$ 359

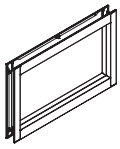

22½"H Pass-Thru Trim Kits			
24"W	Z42224PT S	$ 301	$ 327
30"W	Z42230PT S	$ 316	$ 342
36"W	Z42236PT S	$ 338	$ 364
42"W	Z42242PT S	$ 357	$ 383
48"W	Z42248PT S	$ 375	$ 401
60"W	Z42260PT S	$ 387	$ 413

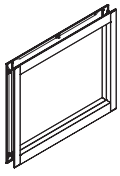

30"H Pass-Thru Trim Kits			
24"W	Z43024PT S D	$ 346	$ 372
30"W	Z43030PT S D	$ 362	$ 388
36"W	Z43036PT S D	$ 394	$ 420
42"W	Z43042PT S D	$ 410	$ 436
48"W	Z43048PT S D	$ 427	$ 453
60"W	Z43060PT D	$ 440	$ 466

D *Discontinued 12/31/2015*

How to specify —	*1st Option:*	*2nd Option:*
Select the Model Number from above.	**Paint (Interior Shroud):** C S See inside front cover for finishes.	**Glass Type** *(if applicable)*: **C** Clear **F** Frosted

Z 4 _ _ _ _ _ . P _ _ .

Examples: **Z41530G.P27.C** **Z41560PT.PQ8**

S *Shippable by small-package carrier.*

Tiles

New Pricing — Effective 10/18/2015

Stride® — Veneer Tiles

For specification information see pages 28-38.

GSA SIN 711-1

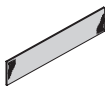

Description	Model	V1 List Price	V3 List Price	V5 List Price
7½"H Veneer Tiles				
24"W	Z40724V S	$ 271	$ 297	$ 325
30"W	Z40730V S	$ 294	$ 324	$ 351
36"W	Z40736V S	$ 337	$ 370	$ 402
42"W	Z40742V S	$ 376	$ 412	$ 451
48"W	Z40748V S	$ 399	$ 438	$ 477
60"W	Z40760V S	$ 443	$ 486	$ 532



15"H Veneer Tiles				
24"W	Z41524V S	$ 317	$ 349	$ 377
30"W	Z41530V S	$ 341	$ 374	$ 406
36"W	Z41536V S	$ 390	$ 429	$ 467
42"W	Z41542V S	$ 436	$ 479	$ 524
48"W	Z41548V S	$ 460	$ 504	$ 551
60"W	Z41560V S	$ 512	$ 561	$ 615

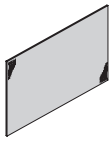

22½"H Veneer Tiles				
24"W	Z42224V S	$ 386	$ 422	$ 463
30"W	Z42230V S	$ 422	$ 462	$ 504
36"W	Z42236V S	$ 471	$ 517	$ 563
42"W	Z42242V S	$ 527	$ 578	$ 632
48"W	Z42248V S	$ 547	$ 601	$ 654
60"W	Z42260V S	$ 618	$ 676	$ 741



30"H Veneer Tiles				
24"W	Z43024V S	$ 449	$ 493	$ 538
30"W	Z43030V S	$ 497	$ 544	$ 595
36"W	Z43036V S	$ 550	$ 604	$ 659
42"W	Z43042V S	$ 616	$ 674	$ 737
48"W	Z43048V S	$ 637	$ 697	$ 765
60"W	Z43060V	$ 721	$ 793	$ 863

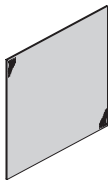

37½"H Veneer Tiles				
24"W	Z43724V S	$ 523	$ 572	$ 628
30"W	Z43730V S	$ 593	$ 650	$ 710
36"W	Z43736V S	$ 644	$ 705	$ 772
42"W	Z43742V S	$ 715	$ 785	$ 856
48"W	Z43748V S	$ 781	$ 858	$ 933
60"W	Z43760V	$ 898	$ 987	$ 1077



45"H Veneer Tiles				
24"W	Z44524V S	$ 592	$ 649	$ 709
30"W	Z44530V S	$ 684	$ 749	$ 821
36"W	Z44536V S	$ 737	$ 811	$ 884
42"W	Z44542V S	$ 810	$ 888	$ 973
48"W	Z44548V S	$ 924	$ 1015	$ 1106
60"W	Z44560V	$ 1045	$ 1148	$ 1255

How to specify —

Select the Model Number from above.

1st Option:

Veneer Type and Finish:

See inside front cover for finishes.

S prefix for Stratawood
N prefix for Natural

Z 4 | | | | V . | | | | |

Example: **Z43024V.NE800**

S *Shippable by small-package carrier.*

Tiles

Stride® — Veneer Tiles to-the-Floor

For specification information see pages 28-38.

GSA SIN 711-1



Description	Model	V1 List Price	V3 List Price	V5 List Price
22½"H Veneer Base Tiles to-the-Floor Kits				
24"W	**Z42224VTF** S	$ 547	$ 591	$ 636
30"W	**Z42230VTF** S	$ 592	$ 639	$ 690
36"W	**Z42236VTF** S	$ 649	$ 707	$ 768
42"W	**Z42242VTF** S	$ 714	$ 772	$ 835
48"W	**Z42248VTF** S	$ 732	$ 792	$ 860
60"W	**Z42260VTF** S	$ 816	$ 888	$ 958

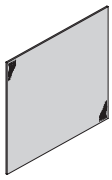

30"H Veneer Base Tiles to-the-Floor Kits				
24"W	**Z43024VTF** S	$ 616	$ 665	$ 721
30"W	**Z43030VTF** S	$ 687	$ 744	$ 804
36"W	**Z43036VTF** S	$ 740	$ 801	$ 868
42"W	**Z43042VTF** S	$ 807	$ 877	$ 947
48"W	**Z43048VTF** S	$ 877	$ 954	$ 1029
60"W	**Z43060VTF**	$ 998	$ 1087	$ 1177



37½"H Veneer Base Tiles to-the-Floor Kits				
24"W	**Z43724VTF** S	$ 686	$ 743	$ 803
30"W	**Z43730VTF** S	$ 781	$ 846	$ 918
36"W	**Z43736VTF** S	$ 834	$ 908	$ 981
42"W	**Z43742VTF** S	$ 905	$ 983	$ 1068
48"W	**Z43748VTF** S	$ 1022	$ 1113	$ 1204
60"W	**Z43760VTF**	$ 1141	$ 1244	$ 1351

45"H Veneer Base Tiles to-the-Floor Kits				
24"W	**Z44524VTF** S	$ 803	$ 867	$ 936
30"W	**Z44530VTF** S	$ 924	$ 1001	$ 1080
36"W	**Z44536VTF** S	$ 974	$ 1055	$ 1142
42"W	**Z44542VTF** S	$ 1051	$ 1140	$ 1230
48"W	**Z44548VTF** S	$ 1211	$ 1316	$ 1425
60"W	**Z44560VTF**	$ 1335	$ 1451	$ 1571

How to specify —

Select the Model Number from above.

1st Option:

Veneer Type and Finish:

See inside front cover for finishes.

S prefix for Stratawood
N prefix for Natural

Z 4 | | | | V T F . | | | | | .

Example: **Z43036VTF.NE800**

S ***Shippable by small-package carrier.***

Tiles

New Pricing — Effective 10/18/2015

Stride® — Natural Veneer Sets

For specification information see pages 28-38.

GSA SIN 711-1

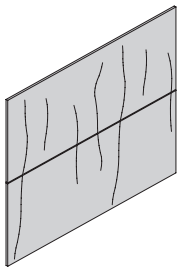

Description	Model	2P Natural–1 List Price	2P Natural–2 List Price
Natural Veneer Tile Set — 30"H			
24"W	**Z43024NVS-2P** S	**$ 691**	**$ 751**
30"W	**Z43030NVS-2P** S	**$ 750**	**$ 820**
36"W	**Z43036NVS-2P** S	**$ 852**	**$ 929**
42"W	**Z43042NVS-2P** S	**$ 954**	**$ 1043**
48"W	**Z43048NVS-2P** S	**$ 1006**	**$ 1098**
60"W	**Z43060NVS-2P** S	**$ 1125**	**$ 1230**

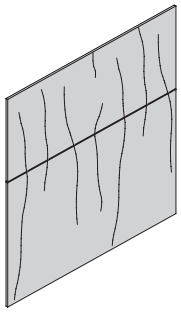

Description	Model	QP Natural–1 List Price	QP Natural–2 List Price
Natural Veneer Tile Set — 37½"H			
24"W	**Z43724NVS-QP** S	**$ 767**	**$ 839**
30"W	**Z43730NVS-QP** S	**$ 835**	**$ 912**
36"W	**Z43736NVS-QP** S	**$ 945**	**$ 1030**
42"W	**Z43742NVS-QP** S	**$ 1052**	**$ 1148**
48"W	**Z43748NVS-QP** S	**$ 1103**	**$ 1205**
60"W	**Z43760NVS-QP** S	**$ 1239**	**$ 1355**

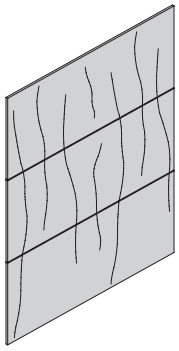

Description	Model	3P Natural–1 List Price	3P Natural–2 List Price
Natural Veneer Tile Set — 45"H			
24"W	**Z44524NVS-3P** S	**$ 1036**	**$ 1128**
30"W	**Z44530NVS-3P** S	**$ 1124**	**$ 1229**
36"W	**Z44536NVS-3P** S	**$ 1276**	**$ 1392**
42"W	**Z44542NVS-3P** S	**$ 1432**	**$ 1566**
48"W	**Z44548NVS-3P** S	**$ 1505**	**$ 1643**
60"W	**Z44560NVS-3P** S	**$ 1685**	**$ 1841**

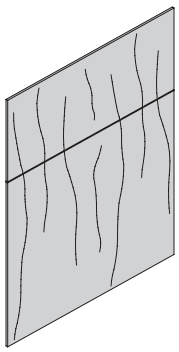

Description	Model	SP Natural–1 List Price	SP Natural–2 List Price
Natural Veneer Tile Set — 45"H			
24"W	**Z44524NVS-SP** S	**$ 842**	**$ 917**
30"W	**Z44530NVS-SP** S	**$ 918**	**$ 1000**
36"W	**Z44536NVS-SP** S	**$ 1030**	**$ 1123**
42"W	**Z44542NVS-SP** S	**$ 1152**	**$ 1258**
48"W	**Z44548NVS-SP** S	**$ 1201**	**$ 1311**
60"W	**Z44560NVS-SP**	**$ 1353**	**$ 1476**

How to specify —	*1st Option:*	*2nd Option:*
Select the Model Number from above.	**Tile Set:** **2P** for 30"H **QP** for 37½"H **3P** or **SP** for 45"H	**Veneer Type and Finish:** See inside front cover for finishes.

Z 4 | | | | N V S – | | . | | | | |

Example: **Z43042NVS-2P.NE800**

S *Shippable by small-package carrier.*

Tiles

For specification information see pages 28-38.

GSA SIN 711-1

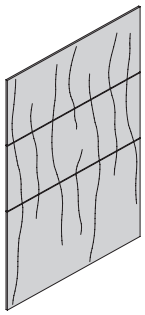

Description	Model	Q2P Natural–1 List Price	Q2P Natural–2 List Price
Natural Veneer Tile Set — 52½"H			
24"W	Z45224NVS-Q2P S	$ 1111	$ 1214
30"W	Z45230NVS-Q2P S	$ 1208	$ 1318
36"W	Z45236NVS-Q2P S	$ 1367	$ 1490
42"W	Z45242NVS-Q2P S	$ 1531	$ 1671
48"W	Z45248NVS-Q2P S	$ 1604	$ 1751
60"W	Z45260NVS-Q2P S	$ 1800	$ 1969

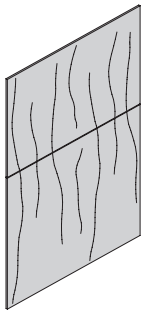

Description	Model	SQ Natural–1 List Price	SQ Natural–2 List Price
Natural Veneer Tile Set — 52½"H			
24"W	Z45224NVS-SQ S	$ 915	$ 997
30"W	Z45230NVS-SQ S	$ 1003	$ 1095
36"W	Z45236NVS-SQ S	$ 1120	$ 1223
42"W	Z45242NVS-SQ S	$ 1253	$ 1365
48"W	Z45248NVS-SQ S	$ 1300	$ 1419
60"W	Z45260NVS-SQ	$ 1465	$ 1600

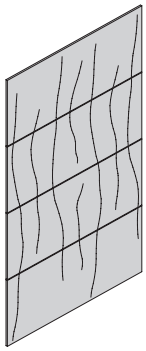

Description	Model	4P Natural–1 List Price	4P Natural–2 List Price
Natural Veneer Tile Set — 60"H			
24"W	Z46024NVS-4P S	$ 1380	$ 1503
30"W	Z46030NVS-4P S	$ 1496	$ 1634
36"W	Z46036NVS-4P S	$ 1705	$ 1857
42"W	Z46042NVS-4P S	$ 1906	$ 2083
48"W	Z46048NVS-4P S	$ 2007	$ 2190
60"W	Z46060NVS-4P S	$ 2244	$ 2454

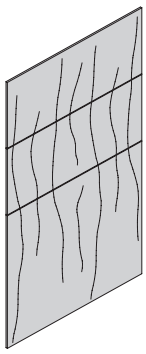

Description	Model	S2P Natural–1 List Price	S2P Natural–2 List Price
Natural Veneer Tile Set — 60"H			
24"W	Z46024NVS-S2P S	$ 1184	$ 1290
30"W	Z46030NVS-S2P S	$ 1292	$ 1411
36"W	Z46036NVS-S2P S	$ 1457	$ 1591
42"W	Z46042NVS-S2P S	$ 1628	$ 1777
48"W	Z46048NVS-S2P S	$ 1701	$ 1859
60"W	Z46060NVS-S2P	$ 1913	$ 2088

How to specify —

Select the Model Number from above.

1st Option:

Tile Set:

Q2P or **SQ** for 52½"H
4P or **S2P** for 60"H

2nd Option:

Veneer Type and Finish:

See inside front cover for finishes.

Z 4 _ _ _ _ N V S – _ _ _ . _ _ _ _ _

Example: **Z45260NVS–Q2P.NE800**

S *Shippable by small-package carrier.*

Tiles

New Pricing — Effective 10/18/2015

Stride® — Natural Veneer to-the-Floor Tile Sets

For specification information see pages 28-38.

GSA SIN 711-1

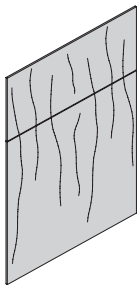

Description	Model	ZP Natural–1 List Price	ZP Natural–2 List Price
Veneer to-the-Floor Base Tile Sets — 45"H			
24"W	**Z44524NVS-ZP** S	$ 1009	$ 1094
30"W	**Z44530NVS-ZP** S	$ 1120	$ 1213
36"W	**Z44536NVS-ZP** S	$ 1230	$ 1333
42"W	**Z44542NVS-ZP** S	$ 1353	$ 1469
48"W	**Z44548NVS-ZP** S	$ 1453	$ 1576
60"W	**Z44560NVS-ZP**	$ 1647	$ 1789

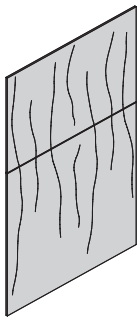

Description	Model	ZQ Natural–1 List Price	ZQ Natural–2 List Price
Veneer to-the-Floor Base Tile Sets — 52½"H			
24"W	**Z45224NVS-ZQ** S	$ 1087	$ 1180
30"W	**Z45230NVS-ZQ** S	$ 1205	$ 1308
36"W	**Z45236NVS-ZQ** S	$ 1318	$ 1427
42"W	**Z45242NVS-ZQ** S	$ 1453	$ 1576
48"W	**Z45248NVS-ZQ** S	$ 1552	$ 1685
60"W	**Z45260NVS-ZQ**	$ 1762	$ 1914

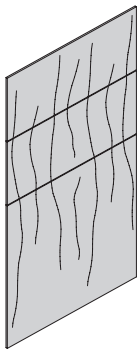

Description	Model	Z2P Natural–1 List Price	Z2P Natural–2 List Price
Veneer to-the-Floor Base Tile Sets — 60"H			
24"W	**Z46024NVS-Z2P** S	$ 1355	$ 1471
30"W	**Z46030NVS-Z2P** S	$ 1492	$ 1623
36"W	**Z46036NVS-Z2P** S	$ 1656	$ 1796
42"W	**Z46042NVS-Z2P** S	$ 1829	$ 1992
48"W	**Z46048NVS-Z2P** S	$ 1955	$ 2125
60"W	**Z46060NVS-Z2P**	$ 2206	$ 2402

How to specify —	*1st Option:*	*2nd Option:*
Select the Model Number from above.	**Tile Set:** **ZP** for 45"H **ZQ** for 52½"H **Z2P** for 60"H	**Veneer Type and Finish:** See inside front cover for finishes.

Z 4 | | | N V S – | | | . | | | | |

Example: **Z45224NVS-ZQ.NE800**

S *Shippable by small-package carrier.*

For specification information see page 35.

GSA SIN 711-1

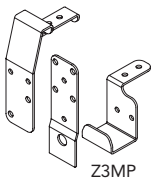

Z3MP

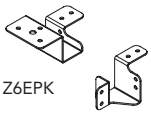

Z6EPK

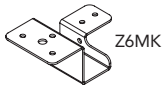

Z6MK

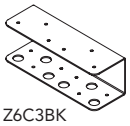

Z6C3BK

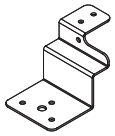

Z6Z3MK

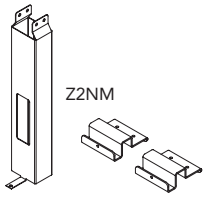

Z2NM

Description	Model	Core Paint List Price	Select Paint List Price
Off-Modular Panel Attachment Kit (no color option)			
Non-Rail Based "M" Off-Modular Connector Kit	**Z3MP** S	$ 163	N/A
Off-Modular Worksurface Brackets			
Non-Rail Based End Panel Kit	**Z6EPK**	$ 37	$ 43
Non-Rail Based Worksurface Bracket (1)	**Z6MK**	$ 44	$ 50
Non-Rail Based 3" Layered Worksurface Bracket (1)	**Z6Z3MK** S	$ 50	$ 56
Layered Worksurface Connection Bracket (1)	**Z6C3BK** S	$ 73	$ 84
Off-Modular Mounting Kits for Overhead Cabinets			
Non-Rail Based Overhead Mounting Kit	**Z2NM** S	$ 130	$ 150

How to specify —

Select the Model Number from above.

1st Option:

Color *(if applicable)*:

C S

See inside front cover for finishes.

Z | | | | | | . P | | |

Examples: **Z3MP** **Z6MK.P7C** **Z6Z3MK.PQ8** **Z2NM.PR2**

S *Shippable by small-package carrier.*

Off-Modular

Stride® — Rail-Based Off-Module Tile Kits

For specification information see pages 36-38. (See page 274 for COM pricing on fabric Grades G-J.)

GSA SIN 711-1

Description	Model	List Price Grade A	Grade B	Grade C	Grade D	Grade E	Grade F
7½"H Tackable Acoustical Off-Module Tile Kits (1 Rail)							
24"W	**Z40724M1T** S !	$ 135	$ 140	$ 147	$ 156	$ 166	$ 178
30"W	**Z40730M1T** S !	$ 147	$ 153	$ 161	$ 169	$ 179	$ 191
36"W	**Z40736M1T** S !	$ 158	$ 165	$ 173	$ 181	$ 192	$ 203
42"W	**Z40742M1T** S !	$ 170	$ 178	$ 188	$ 194	$ 205	$ 217
48"W	**Z40748M1T** S !	$ 180	$ 190	$ 199	$ 206	$ 216	$ 228
60"W	**Z40760M1T** S !	$ 198	$ 210	$ 219	$ 226	$ 236	$ 249

15"H Tackable Acoustical Off-Module Tile Kits (1 Rail)							
24"W	**Z41524M1T** S !	$ 154	$ 161	$ 174	$ 184	$ 201	$ 218
30"W	**Z41530M1T** S !	$ 165	$ 175	$ 187	$ 197	$ 213	$ 232
36"W	**Z41536M1T** S !	$ 179	$ 190	$ 202	$ 213	$ 230	$ 249
42"W	**Z41542M1T** S !	$ 192	$ 206	$ 217	$ 228	$ 244	$ 263
48"W	**Z41548M1T** S !	$ 205	$ 220	$ 231	$ 245	$ 258	$ 278
60"W	**Z41560M1T** S !	$ 227	$ 247	$ 257	$ 270	$ 285	$ 303

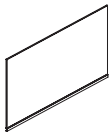

22½"H Tackable Acoustical Off-Module Tile Kits (1 Rail)							
24"W	**Z42224M1T** S !	$ 173	$ 185	$ 204	$ 222	$ 251	$ 282
30"W	**Z42230M1T** S !	$ 186	$ 202	$ 221	$ 238	$ 266	$ 297
36"W	**Z42236M1T** S !	$ 200	$ 220	$ 237	$ 256	$ 284	$ 315
42"W	**Z42242M1T** S !	$ 215	$ 238	$ 256	$ 274	$ 301	$ 333
48"W	**Z42248M1T** S !	$ 231	$ 256	$ 274	$ 295	$ 321	$ 352
60"W	**Z42260M1T** S !	$ 254	$ 285	$ 304	$ 326	$ 350	$ 382

15"H Tackable Acoustical Off-Module Tile Kits (2 Rails)							
24"W	**Z41524M2T** S !	$ 225	$ 235	$ 250	$ 265	$ 286	$ 311
30"W	**Z41530M2T** S !	$ 242	$ 254	$ 269	$ 284	$ 305	$ 331
36"W	**Z41536M2T** S !	$ 263	$ 278	$ 293	$ 307	$ 330	$ 355
42"W	**Z41542M2T** S !	$ 280	$ 299	$ 312	$ 326	$ 350	$ 374
48"W	**Z41548M2T** S !	$ 300	$ 321	$ 335	$ 351	$ 372	$ 396
60"W	**Z41560M2T** S !	$ 329	$ 354	$ 369	$ 386	$ 405	$ 431

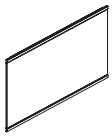

22½"H Tackable Acoustical Off-Module Tile Kits (2 Rails)							
24"W	**Z42224M2T** S !	$ 244	$ 259	$ 281	$ 303	$ 337	$ 374
30"W	**Z42230M2T** S !	$ 263	$ 283	$ 304	$ 325	$ 359	$ 397
36"W	**Z42236M2T** S !	$ 283	$ 306	$ 328	$ 350	$ 385	$ 421
42"W	**Z42242M2T** S !	$ 303	$ 329	$ 351	$ 374	$ 407	$ 443
48"W	**Z42248M2T** S !	$ 326	$ 356	$ 378	$ 404	$ 434	$ 471
60"W	**Z42260M2T** S !	$ 356	$ 393	$ 415	$ 441	$ 471	$ 509

! *De-emphasized*

How to specify —	*1st Option:*	*2nd Option:*
Select the Model Number from above.	**Fabric:** See inside back cover for fabrics.	**Paint:** C S See inside front cover for finishes.

Z 4 _ _ _ M T . _ _ _ _ _ . P _ _

Example: **Z42224M1T.APN910.P01**

S *Shippable by small-package carrier.*

Off-Modular

Stride® — Rail-Based Off-Modular Accessories

For specification information see pages 36-38.

GSA SIN 711-1

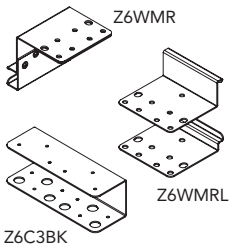

Description	Model	Core Paint List Price	Select Paint List Price
Off-Modular Worksurface Bracket			
Rail-Based Worksurface Bracket	**Z6WMR** !	$ 55	$ 72
Rail-Based Bracket for Lower Heights	**Z6WMRL** !	$ 55	$ 72
Layered Worksurface Connection Bracket	**Z6C3BK** S	$ 73	$ 84

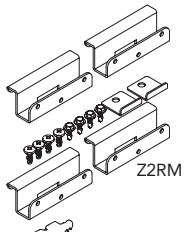

Off-Modular Mounting Kit for Overhead Cabinets			
Rail-Based Overhead Mounting Kit	**Z2RM** S !	$ 130	$ 150

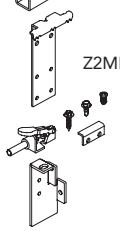

Off Modular Panel Attachment Kit			
Rail-Based Off-Modular Panel Attachment Kit	**Z2MPR** S !	$ 205	N/A

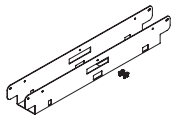

Description	Model	List Price
Off-Modular Tile Attachment Kit (For use at Top or Bottom of Panel)		
24"W	**Z224SKMR** S !	$ 56
30"W	**Z230SKMR** S !	$ 58
36"W	**Z236SKMR** S !	$ 61
42"W	**Z242SKMR** S !	$ 63
48"W	**Z248SKMR** S !	$ 66
60"W	**Z260SKMR** S !	$ 71

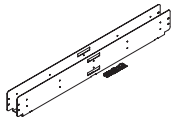

Off-Modular Tile Attachment Kit (For Segments)		
24"W	**Z224SKMRS** S !	$ 62
30"W	**Z230SKMRS** S !	$ 64
36"W	**Z236SKMRS** S !	$ 68
42"W	**Z242SKMRS** S !	$ 70
48"W	**Z248SKMRS** S !	$ 72
60"W	**Z260SKMRS** S !	$ 77

! *De-emphasized*

How to specify —	*1st Option:*	*1st Option:*
Select the Model Number from above.	**Paint** *(if applicable)*: C S See inside front cover for finishes.	**Color** *(if applicable)*: **P** Black
_____ . **P**		**P**

Examples: **Z6WMR.PR3** **Z6WMRL.P02** **Z6C3BK.P27** **Z2RM.PR3** **Z2MPR** **Z224SKMR.P**

S *Shippable by small-package carrier.*

Electrical & Data

Stride® — Working with Electrical & Data

GSA Reference Page

Stride features high capacity for cable management, including electrical, voice, and data capabilities. The 8-wire electrical system can be integrated at base pathway and beltline. The open structure of the frame allows voice and data cables to be routed both vertically and horizontally.

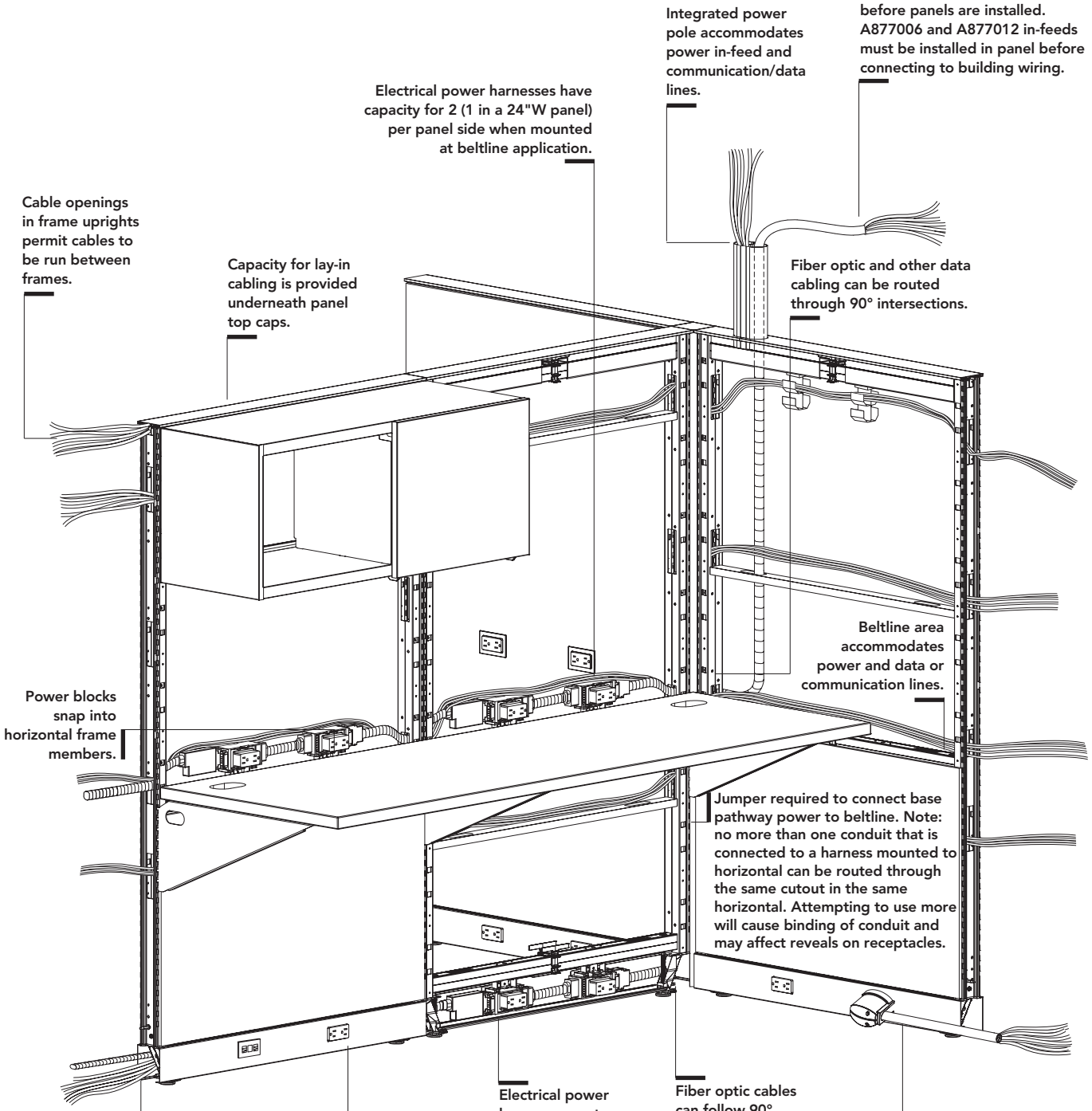

Electrical Systems

Stride electrical offers a choice of four electrical systems:

- Four-circuit, 3 + 1
- Four-circuit, 2 + 2
- Three-circuit, separate neutrals
- Eight circuits; two four-circuit systems provided back-to-back.

- See pages 80-81 for a detailed explanation of each electrical system.
- All four systems utilize an 8-wire electrical system, rated at 20 amps per circuit (16 amps plan-able U.S. and 15 amps Canadian).
- Stride panels and electrical components are UL Listed. Electrical components are also CSA certified. PVC-free models are C2C certified.
- Installation and use of the electrical system, the number of receptacles used on a given circuit and connections to the building power supply should be in compliance with all local and national electrical codes.

Caution: Electrical equipment cords or extension cords MUST NOT BE ROUTED through cable openings in frame sides.

Note: No more than one conduit that is connected to a harness mounted to horizontal can be routed through the same cut out in the same horizontal. Attempting to use more will cause binding of conduit and may affect reveals on receptacles.

Hardwire New York Code (page 84)

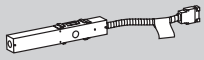

- **Hardwire (New York Code) junction box** (model A871400C) is used when local electrical codes require hardwire entry.
- For use in panels 30"W to 60"W.
- When used in 30"W and 36"W panels, power can be routed only in one direction.
- When used in 42"W, 48"W, and 60"W panels, an electrical pass-thru cable or harness for that panel width can be used to route power back in the opposite direction.
- Unit must connect to a power or pass-thru harness positioned in the base pathway area of an adjacent panel.
- Customer to furnish all cabling and wiring from power entry to power source.
- Junction box can be positioned at any duplex receptacle location.

Hardwire Chicago Code (page 86)

- Wiring harnesses and snap connectors are not allowed in Chicago — base pathways must be comprised of all-metallic components.
- For the base pathway, junction box (model 877600) clips directly into receptacle locations and can be used both single- and double-sided.

- In the beltline location, junction box (model 877550) can only be used single-sided.
- Base pathway model has a larger volume capacity for wiring to allow for dual-sided applications.
- Customer must furnish conduit, wiring, and designer-type receptacles for the base pathway and conduit, wiring, designer-type receptacles, and receptacle covers for the beltline.
- Tiles at the beltline must be field ported.
- Power entry can be routed from the ceiling, via a Stride power pole, or from the floor into a junction box (beltline model 877550; or base pathway model 877600).

Electrical In-feeds

- **Power in-feed cables** deliver power from building to panel's electrical system.
- In-feed cables are housed in conduit to separate electrical system from communications and data lines.
- Select quantity of base or ceiling in-feed cables depending on individual power requirements.

Base In-Feed (page 84)

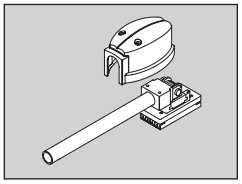

- **Sealtight base pathway power in-feed** attaches to any receptacle opening at the base pathway.
- A heavy rubber sheathing shields conduit, allowing in-feed to be exposed.
- A jumper is required to connect base pathway power to beltline.

Sealtight Electrical In-feed Cable (page 84)

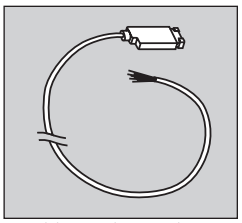

- **Sealtight electrical in-feed cable** is used with footed panels.
- Should not be ordered prior to installation to have prewired as in-feed must be routed from inside of panel out to be connected to power.
- Cannot be connected to power harness in panel frame that in-feed is brought into unless additional pass-thru harness without power block is used to feed from below beltline to above beltline.

Ceiling Power In-Feed (page 84)

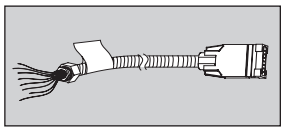

- **Ceiling power in-feed** connects to a prewired electrical harness in the beltline or base pathway, traverses through an adjacent panel and terminates in the junction box at the top of the integrated power pole.
- For use with integrated power pole models Z235PP and Z265PP.
- Can also be used as in-feed for footed panels.
- Most codes permit flex conduit to be exposed after installation. Verify code requirements before ordering for exposed application.

Integrated Power Pole (page 84)

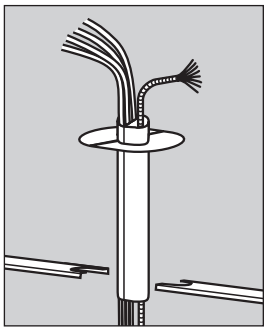

- **Integrated power and communications poles** provide capacity for routing power supply directly through the top of any structural or stacking frame using same width trim/connector kit in place of top cap.
- Power pole has a cavity on each side of a center septum.
- See page 82 for cable capacity.
- When using a ceiling power in-feed, consider that the in-feed must connect into an electrical harness located in an adjacent panel.
- Integrated power pole will not work with low profile glass stackers, panel mounted glass screens, or panel mounted screens.
- Avoid glass or translucent tiles in upper position of frames with integrated power poles.

Electrical & Data

To Order:

1. Determine which electrical system you will use after consulting your electrician and computer support personnel:
   - The Four-circuit system (4-Hot/2-Neutral/2-Ground)
     - 3 + 1 option
     - 2 + 2 option
   - The Three-circuit system (3-Hot/3-Neutral/2-Ground)
   - The Eight-circuit system (back-to-back four-circuit systems)
2. Determine location, quantity, and circuit of duplexes.
3. Determine the appropriate choice and use of Isolated, Isolated/Dedicated, and Separate Neutrals circuits.
4. Specify appropriate Power Harnesses* and Pass-Thru Cables.*
5. Determine the location, quantity, and type of Power In-feeds needed.

GSA Reference Page

* Select Power Harness models (A8712XX), Pass-Thru Cables (A8710XX) and Pass-Thru Harness (A8711XX) with the last two digits corresponding with the panel width into which the component is to be positioned. The initial cable length can be stretched approximately 3" to transverse "T", "X", "L" and Extended Straight Connectors.

Flexconnect™ Electrical System Options

The four-circuit, eight-wire electrical system is widely specified and trusted by hundreds of thousands of end-users. This proven system delivers four circuits for every power in-feed in either a 3 + 1 or 2 + 2 configuration. The isolated/dedicated circuits are ideal for sensitive computing equipment, while the common circuits are suitable for faxes, copiers, task lights and other peripherals. Both the 3 + 1 and 2 + 2 systems use the same prewired components, making it easy to adjust as electrical needs change.

You can also choose a three-circuit, eight-wire system that has a dedicated neutral for every hot circuit. The three-circuit components have model numbers with an "A" suffix.

Four-circuit, 3 + 1 Receptacle Option

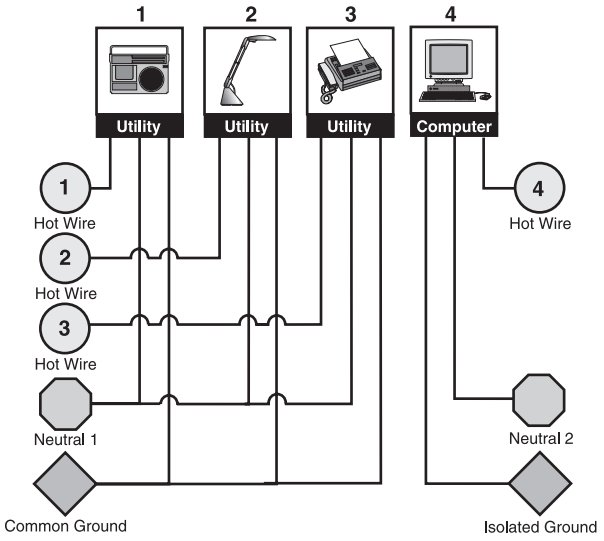

The 3 + 1 option is the electrical standard used on Allsteel systems for many years in most installations. This wiring option provides three utility circuits plus an isolated/dedicated circuit for more sensitive equipment. Circuit 2 (one of the 3 common circuits sharing a neutral wire) cannot be used with single-phase building electrical supply.

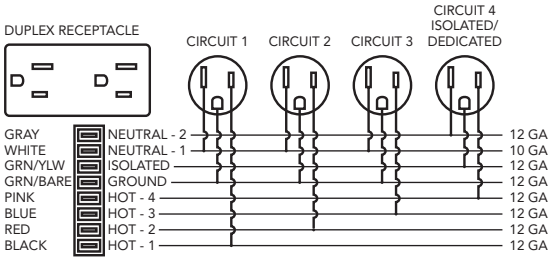

Four-circuit, 2 + 2 Receptacle Option

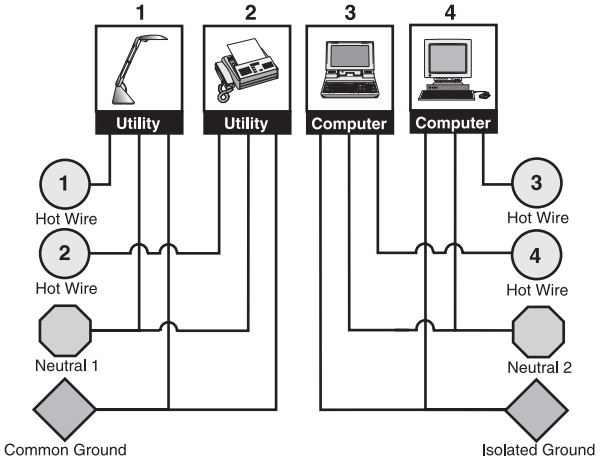

The 2 + 2 option is a wiring option that provides two utility circuits and two isolated circuits for more extensive computer usage applications.

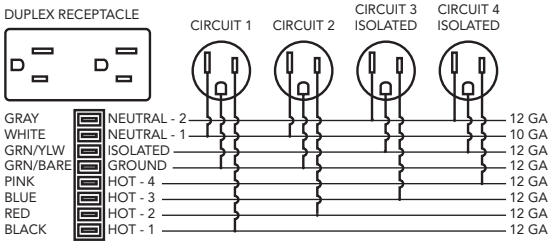

Three-circuit, separate neutrals

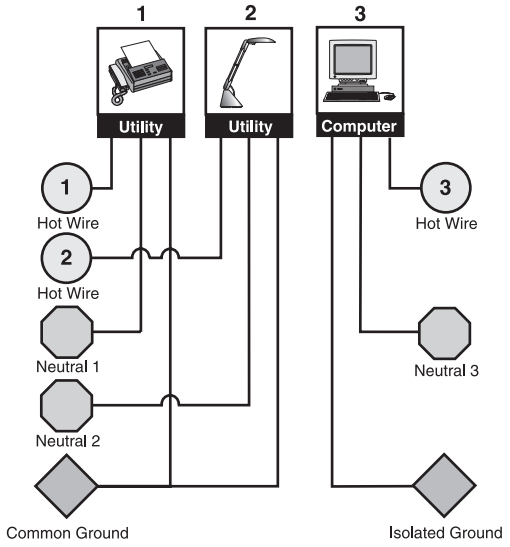

The three-circuit, separate neutrals configuration is a wiring option that provides separate neutrals for each of the three circuits. Two circuits share a common ground, and one circuit is isolated/ dedicated. The three-circuit components have model numbers with an "A" suffix.

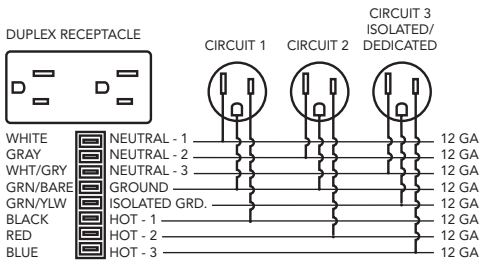

Stride System Receptacle Usage

Two 8-wire, 20 amp (15 amp Canadian) electrical systems are offered

Electrical System	Circuitry	Receptacle Capacity			
Four-circuit 4-Hot/2-Neutral/2-Ground	**3 + 1**	Common Circuit-1 **A877501**	Common Circuit-2 (1) **A877502**	Common Circuit-3 **A877503**	Iso/Dedicated Circuit-4 **A877504**
	2 + 2	Common Circuit-1 **A877501**	Common Circuit-2 **A877502**	Isolated Circuit-3 **A877506**	Isolated Circuit-4 **A877504**
Three-circuit 3-Hot/3-Neutral/2-Ground	**w/separate neutrals**	Common Circuit-1 **A877501A**	Common Circuit-2 **A877502A**	Iso/Dedicated Circuit-3 **A877503A**	N/A

(1) Circuit 2 (one of the 3 common circuits sharing a neutral wire) cannot be used with a single-phase building electrical supply.

Notes:

- Four-circuit components and three-circuit components (with suffix "A") cannot be used together.
- Components of the two systems are keyed differently to prevent components of one system being connected to components of another system.
- Allsteel Model Numbers are printed on the UL labels, and components are color-coded to provide visual identification of the different components.
- Four-circuit components have black plastic parts.
- Three-circuit components have rust-colored terminal ends and receptacle backs are rust colored.

Typical power usage by the most commonly specified office equipment.

EQUIPMENT	AMPS
Computers	
Personal Computer	3
Notebook Computer	3
Monitors	
13" Color Monitor	2
17" Color Monitor	3
21" Color Monitor	4
15" Plasma Monitor	0.5
20" Plasma Monitor	1

EQUIPMENT	AMPS
Copiers	
Desktop Copier	15
Console Copier	20
Copier/Duplicator	30
Printers	
Ink Jet	less than 1
Personal Laser or LED	8
Workgroup Laser or LED	15

EQUIPMENT	AMPS
Fax Machines	
Ink Jet Fax	less than 1
Plain paper Fax	8
Task Lights	
30" T5 Fluorescent	0.12/bulb
60" T5 Fluorescent	0.24/bulb

Source: Industry Analysis, Inc., Rochester, NY

Duplex Receptacles

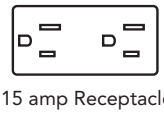

15 amp Receptacle

20 amp Receptacle (Required by some large copiers.)

Electrical & Data

Power Harnesses, Pass-Thru Cables, and Jumpers

Electrical power harnesses are used to distribute power in Stride panels. Harnesses can be mounted at the base pathway and at 7½" vertical intervals above the base pathway using mounting brackets or power block beltline mounting brackets. **Power blocks** on electrical power harnesses and pass-thru harnesses accept duplex receptacles.



Electrical Power Harness

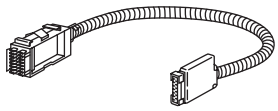

Electrical Pass-Thru Harness

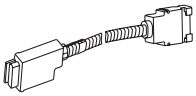

Electrical Pass-Thru Harness without Power Block

Electrical Jumper Cables

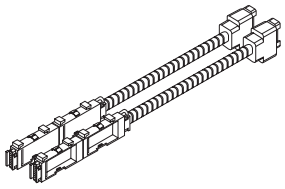

Dual Electrical Eight-circuit Power Harness Kit

All electrical power harnesses and pass-thru harnesses (except 20"W) will stretch 3½", allowing them to span "T", "X", and "A" intersections and "S" extended straight connections.
Note: "T" intersections require a minimum of one power harness and "X" intersections requires a minimum of two power harnesses.

Use of a ceiling in-feed or jumper requires one additional harness.

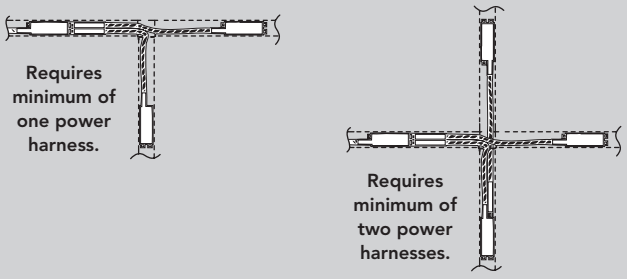

Power Harnesses (page 85)
- Specify harness length to match panel width. 24" power harnesses accept one receptacle on each side of the harness when exposed, all other power harnesses have power blocks to accept four duplex receptacles (two on each side of panel).
- Connectors at both ends of power harnesses allow power distribution in either direction.
- Harness power blocks snap directly onto brackets in base pathway; at beltline or other vertical locations harnesses require optional mounting brackets.

Pass-thru Harnesses (page 85)
- Electrical pass-thru harnesses have capacity to handle one duplex receptacle on each side of panel.
- Electrical pass-thru harnesses distribute power in panels — specify harness length to match panel width.
- Electrical pass-thru cables distribute power through any panel where receptacles are not required.
- 20"W frames use 20"W pass-thru cables since they do not have electrical knockouts or ported tiles. Cable length cannot be stretched.

Jumper Cables (page 85)
- Electrical jumper cables connect power from base pathway or beltline to a harness located on any horizontal member as needed.
- Jumper cable plugs into power block end of electrical power harness or electrical pass-thru harness.
- Model A871366 is 66" and connects beltline power harnesses at 90° juncture to adjacent base line power.
- Model A8713108 is 106" to jumper up to 69" vertically – from base rail up to the highest 7½" opening on an 65"H frame.

Dual Electrical Eight-circuit Power Harness Kits (page 85)
- Kit provides back-to-back four-circuit systems giving double the capacity of harness and pass-thru cables
- Requires two four-circuit in-feeds. Uses four-circuit receptacles.
- Models must be positioned "back-to-back" in the panel — single-side use is not permitted
- Components can only be routed in a single run — a single run cannot branch to multiple panel runs at "T" and "X" junctions.
- Four-circuit jumper cables (A8713xx) can only be connected to a power block at one end of a run. Power cannot be routed between a run in the base pathway and a run in the beltline area, except at one end of the run.
- To connect power between the base pathway and the beltline area, four-circuit jumper cables (A8713xx) must be connected to a power block at one end of a run, routed into an adjacent panel that contains no power harness, then routed back into the panel that contains a power harness (or pass-thru cable), and connected to a power harness in the other pathway.
- Standard four-circuit pass-thru cables (A8710xx) can be used in between power harnesses. Two are required in the back-to-back configurations.
- Models can be connected to standard four-circuit power harnesses and pass-thrus, although it is not recommended because of possible circuit number ambiguity
- Two power in-feeds are required to connect the back-to-back runs. Power in-feed A8719xx must be connector to a power block at the end of a run.
- Data faceplates and terminals cannot be positioned in a panel into which back-to-back power harnesses are installed
- Power in-feeds A8719xx must be routed from a panel wherein no power harness is positioned, into an adjacent panel where a power harness is positioned and connected to the end of a power block.

Power Blocks

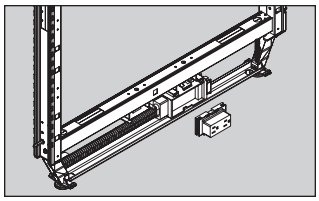

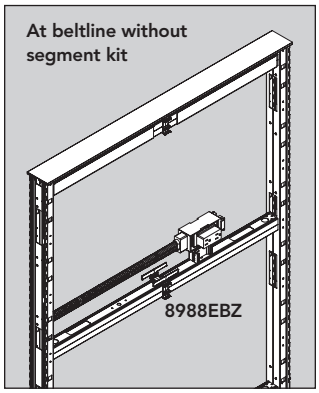

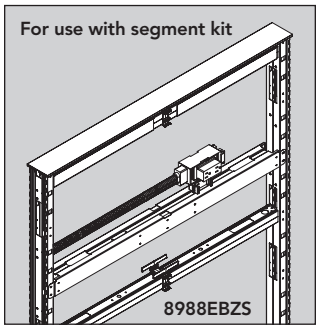

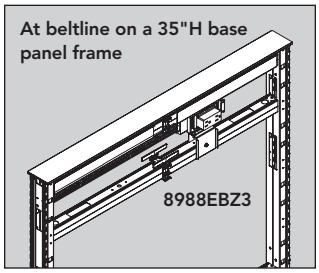

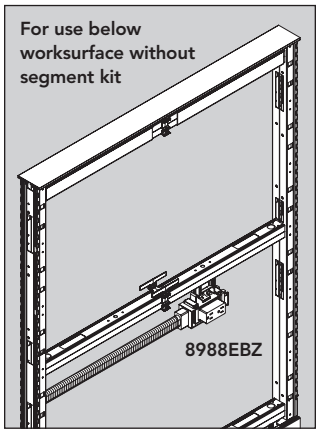

Stride offers multiple options for mounting electrical:

Base Pathway Mounting
- Power blocks snap directly onto brackets in base pathway area and accept receptacles on each side of harness.

Beltline Mounting Brackets (page 86)
- For exposed receptacles at beltline mount power blocks onto electrical mounting bracket (8988EBZ or 8988EBZ3 for 35"H base panel frames — sold separately) which screw into the panel frame or segment kit.
- Port tiles must be used where exposed receptacles will be located.

Segment Kit Mounting Brackets (page 86)
- When using segment kits at other locations mount power blocks onto electrical mounting bracket (8988EBZS — sold separately) which screw into segment kit.
- Port tiles must be used where exposed receptacles will be located.

Below Worksurface Mounting Brackets (page 86)
- When using a 22½" ported tile for power below the worksurface, use beltline electrical mounting bracket (8988EBZ — sold separately) and mount the bracket underneath the standard beltline horizontal.

Receptacles

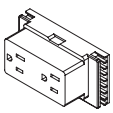

Duplex Receptacles

Receptacle Color Recommended to Coordinate with Paint Color

Paint Color	Receptacle Color
Brilliant White — PQ8	White — EW
Carob — P52	Black — E4
Champagne — PR5	Muslin — EU
Fossil — P28	Flint — E9
Gunmetal — PR3	Brownstone — EY
Parchment — P93	Muslin — EU
Platinum — PR2	Loft — EV

Duplex Receptacles (page 86)
- Duplex receptacles snap into power blocks of power harnesses or pass-through harnesses.
- Duplexes are available in multiple colors. See inside front cover for finishes.
- Each receptacle is labeled to indicate which circuit it will be connected to: 1, 2, 3, or 4.
- Duplexes are model specific to support either 3+1 and 2+2 electrical in-feed; or have an "A" suffix and are design to support a three-circuit separate neutral electrical in-feed.

Electrical & Data

Receptacles

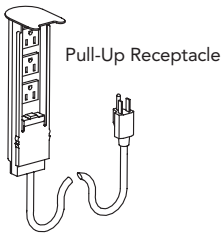

Pull-up Receptacle (page 86)
- Mounts in worksurface grommet holes, providing three receptacles to the worksurface.
- Integral 15 amp circuit breaker and 6' cord w/plug included.
- Pull up receptacles may interfere with the placement of pedestals
- Included grommet may not match Allsteel worksurface grommets.

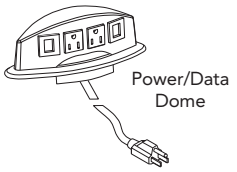

Power/Data Dome (page 86)
- Mounts in worksurface grommet holes or into field-cut, 2¼" diameter hole. Includes 6' black power cord.
- May interfere with the placement of optional pedestals.
- Unit has two receptacles to the worksurface plus data ports.
- Includes adapters to allow us of commercially available data terminals or blanks to fill unused openings.
- Many of the AMP, AT&T, Krone, Leviton, and most commercial data terminals can be used.
- Data terminals must be of a design that will snap into .695 x .650, .590 x .790, or .590 x .750 openings in .064 maximum thick faceplate.

Cable and Wire Management

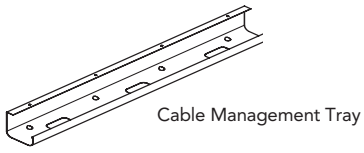

Cable Management Tray (page 86)
- Attaches under the worksurface to contain cables.
- Metal tray shelf is 4" deep. Can hold electrical power strip and/or surge protector.
- 24" and 36" lengths, use multiple units for larger worksurfaces.
- Attachment hardware included, specify paint color.

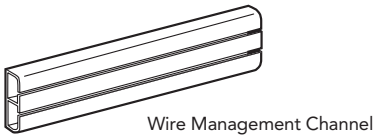

Wire Management Channel (page 86)
- Self adhesive backing to attach to panels and underside of worksurfaces.
- Flexible strips allow cabling to enter/exit and can be contained inside the 2-cavity profile.
- Each cavity provides space for a maximum of six .22" dia. cables. Total capacity = 1 sq. in.

Cord Retainer Clip (page 86)
- Provides confinement of vertical electrical/data wiring.
- 1½"H cord clips snap into vertical panel slots to contain cords.
- 4 clips are provided standard with each task light cord.

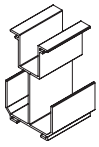

Data Management Organizers (page 86)
- **Cable organizers** are made of rigid polymer, and hang from the horizontal cross members or in the base raceway. Can be stacked infinitely.
- Cables can be placed into the extensions of the organizers to keep cables aligned as they pass through the panel frame.
- Commercially available tie-wraps can also be used to strap cables to the organizer extensions.
- Organizers are ordered separately in packs of 20.

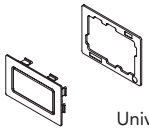

Universal Tile Port Kit (page 86)
- Allows field installation of additional data accessories.
- Grommet opening dimension — 1.375"H x 2.700"W.

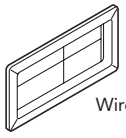

Wireway Grommet (page 86)
- Fits into any receptacle opening.
- Used when routing wires through receptacle opening.

Lighting



Task Lights

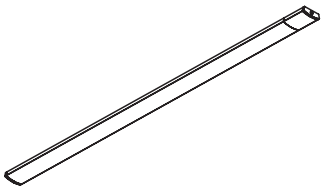

Undercabinet LED Light

Task Lights (page 264)
- Task lights can be recessed under storage cabinets or storage shelves, panel-hung, or freestanding.
- Three styles of recessed task lights in four sizes are available to correspond to cabinet or shelf width.
- All styles have 9' power cords in black, connected in the right rear corner.
- All models feature electronic ballast for longer bulb life and cooler operating temperature.
- Task lights with a fused plug to meet Chicago electrical code are also available.

Recommendation: Provide a separate circuit for task lights for proper long-term operation without RF interference to computers that may be in use.

Undercabinet LED Light (page 265)
- Undercabinet LED light can be mounted beneath overhead cabinets with wood screws or magnets.

Data

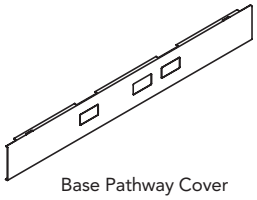

Base Pathway Cover

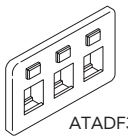

ATADF3

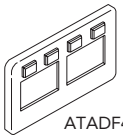

ATADF4

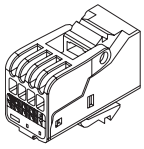

Amp Components

Base Pathway Covers (page 87)
- Features an additional knockout (offset) for improved utilization of power and data. Knockouts are 2.700"W x 1.377"H.
- Due to panel depth, back-to-back data modules should not be used at beltline or in the base on Stride.

Data Faceplates (page 87)
- Fit into receptacle and data port openings in base raceway covers or into data port (UTP).
- Due to panel depth, back-to-back data modules should not be used at beltline or in the base on Stride.

AMP® NETCONNECT® Components (page 87)
- AMP NETCONNECT® Components are supported by AMP's 25 year warranty, including reconfiguration.

Electrical & Data

Base Pathway Receptacle Locations

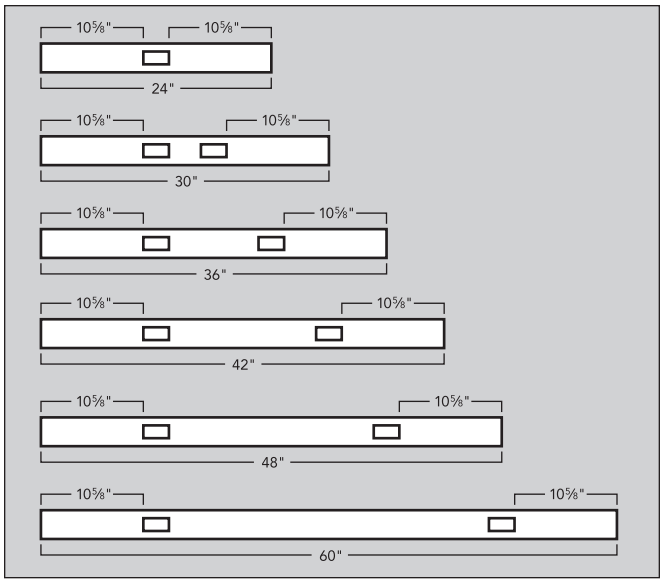

Circuit Usage

Strategy 1
Circuits to Equipment
Assign specific uses for each of the circuits. For example, in a four-circuit system:

- Circuit 1 — calculators, fans, etc.
- Circuit 2 — task lights (could be wired to wall switch)
- Circuit 3 — CRT or flat screen monitors
- Circuit 4 — CPUs

Strategy 2
Circuits to Workstations
Assign specific workstations to each of the three available circuits. Use circuit 4 for power-sensitive electronic equipment.

Placement of pedestals and lateral files may render some duplex locations inaccessible. Pedestal placement may also affect compatibility with pull-up receptacles.

Lay-in Cable Capacity — Stride cable quantities listed at 60% fill ratio

Top Pathway (side view)
Up to 10 voice/data cables (.25" dia).

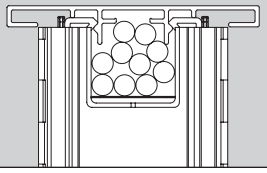

Variable Height Junction (top view)
Up to 8 voice/data cables (.25" dia).

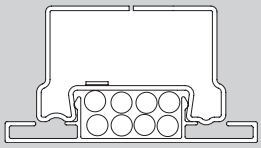

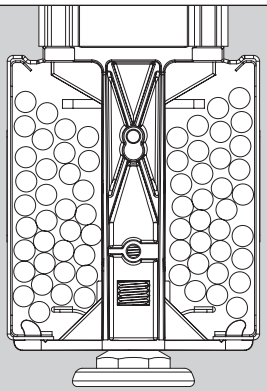

Base Pathway without electrical (side view)
Up to 68 voice/data cables (.25" dia).

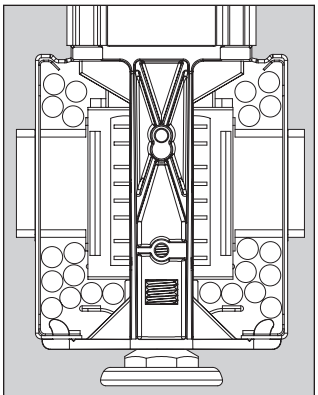

Base Pathway with electrical (side view)
Up to 24 voice/data cables (.25" dia).

Power Pole (top view)

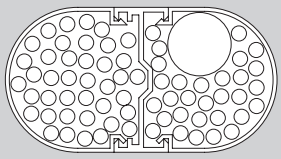

Up to 69 voice/data cables (.25" dia).

The top and base pathway allow continuous voice and data lines to run through and between panels without interruption. Lay-in is provided for environments where systems furniture or cabling are subject to frequent change.

- Stride panels top pathway accepts up to 10 voice/data cables (.25" dia).
- Stride panels variable height junctions accept up to 8 voice/data cables (.25" dia.) with a bend radius of approximately ½" to ¾".
- Stride panels base pathway accepts up to 68 (5.56 sq. in.) voice/data cables (.25" dia.) when electrical system is located in beltline pathway.
- When electrical system shares base pathway, the cable capacity in Stride panels is reduced to 24 (1.95 sq. in.) voice/data cables (.25" dia.) Cable quantities listed are at 60% fill ratio.
- Cable capacity of the Stride power pole, in addition to electrical in-feed, is 2.79 sq. in. on one side and 2.91 sq. in. on the other for a total capacity of 69 cables of .25" diameter. Cable quantities listed are at 60% fill ratio.

Horizontal Capacity of Stride Frames

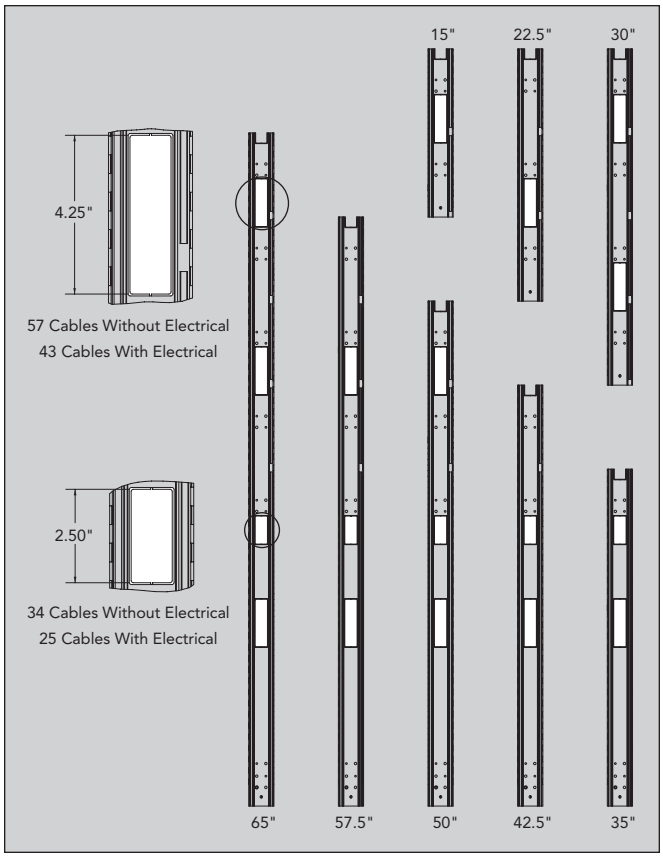

DO NOT run electrical equipment or extension cords through cable openings in frame sides. Use beltline or base-mounted electrical system for all electrical supply.

String-in Capacity

- Openings in frame sides permit data and communication cables to be run between frames at up to five levels in a 65"H Stride frame.
- Using tackable acoustical tiles, each opening accommodates up to 57 cables (.25" dia) and the beltline pathway accommodates 25 cables with electrical components installed.
- Cables can enter/exit panel through underside of base pathway at juncture between frames. Openings are sized as follows::

Stride Connections	Sq. In.
Straight	5.4
"S" Extended Straight	12.9
"L" 90°	13.0
"T"	16.6
"X"	20.4

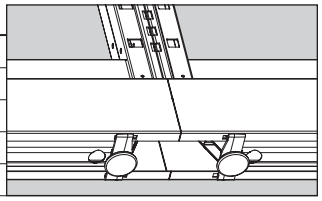

- When leveling glides are fully retracted, panel-to-floor clearance is 7/16". This may affect the volume of cabling that can be fed into the frame from the bottom of the pathway.

Vertical Capacity

Vertical Capacity Through Stride Panel Frames



	Panel Width	Qty of .25" Cables at 40% Fill Ratio	Qty of .25" Cables at 60% Fill Ratio	Total Space (sq. in.)
Stride	24" – 60"W	46	60	4.90

- A 60% fill ratio is achievable; however, when electrical components are installed in the beltline area, cabling capacity through the beltline area will be limited to approximately 45% fill ratio.

Electrical & Data

Stride® — 8-Wire Electrical Components and Power Poles

For specification information see pages 74-83.

GSA SIN 711-1

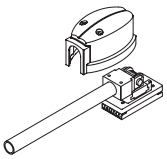

Description	Four-circuit 3 + 1 2 + 2	Three-circuit Separate Neutrals	List Price
Base Electrical In-feed Cable			
6' Sealtight cable	**A877072**	**A877072A** S	$ 248

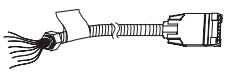

Ceiling Electrical In-Feed Cables			
12' Flex Cable	**A871912**	**A871912A** S	$ 244
18' Flex Cable	**A871918**	**A871918A** S	$ 306

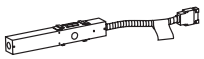

Hardwire Power In-Feed (New York Code)			
30-60"W Panels	**A871400**	**A871400A** S	$ 234

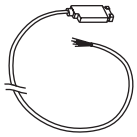

Electrical Base In-Feed Cable			
6' Sealtight Cable Power In-Feed	**A877006** D	**N/A** S	$ 247
12' Sealtight Cable Power In-Feed	**A877012**	**N/A** S	$ 298

Description	Model	Core Paint List Price	Select Paint List Price
Integrated Power Pole			
42½" to 57½"H Panels	**Z235PP** S	$ 383	$ 402
65"H or higher Panels	**Z265PP** S	$ 251	$ 270

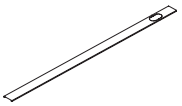

Description	Painted Model	Veneer Model	Core Paint List Price	Select Paint List Price	Veneer List Price
Power Pole Trim Kit					
24"W	**Z324PP** S	**Z324PPV** S	$ 135	$ 155	$ 654
30"W	**Z330PP** S	**Z330PPV** S	$ 139	$ 159	$ 679
36"W	**Z336PP** S	**Z336PPV** S	$ 144	$ 164	$ 706
42"W	**Z342PP** S	**Z342PPV** S	$ 150	$ 170	$ 730
48"W	**Z348PP** S	**Z348PPV** S	$ 154	$ 174	$ 754
54"W	**Z354PP** S	**Z354PPV** S	$ 159	$ 179	$ 777
60"W	**Z360PP** S	**Z360PPV** S	$ 164	$ 184	$ 800
68"W	**Z368PP**	**Z368PPV**	$ 170	$ 190	$ 829
72"W	**Z372PP**	**Z372PPV**	$ 174	$ 194	$ 854
78"W	**Z378PP**	**Z378PPV**	$ 179	$ 199	$ 878
84"W	**Z384PP**	**Z384PPV**	$ 184	$ 204	$ 901
90"W	**Z390PP**	**Z390PPV**	$ 189	$ 209	$ 925
96"W	**Z396PP**	**Z396PPV**	$ 193	$ 213	$ 948

D *Discontinued 12/31/2015*

How to specify —	*1st Option:*	*1st Option:*	*1st Option:*
Select the Model Number from above.	**Color** *(if applicable)*: **P** Black only	**Paint** *(if applicable)*: See inside front cover for finishes.	**Veneer Type and Finish** *(if applicable)*: See inside front cover for finishes.
_____ . **P**		**P** ___	___

Examples: **A871912.P** **Z235PP.P7D** **Z324PPV.SC777**

S *Shippable by small-package carrier.*

For specification information see pages 74-83.

GSA SIN 711-1

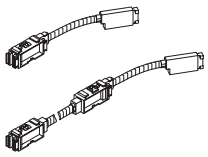

Description	Four-circuit 3 + 1 2 + 2	Three-circuit Separate Neutrals	List Price
Electrical Power Harnesses			
For 24"W Frames	**A871224**	**A871224A** S	$ 212
For 30"W Frames	**A871230**	**A871230A** S	$ 212
For 36"W Frames	**A871236***	**A871236A** S	$ 212
For 42"W Frames	**A871242***	**A871242A** S	$ 226
For 48"W Frames	**A871248***	**A871248A** S	$ 226
For 60"W Frames	**A871260***	**A871260A** S	$ 226

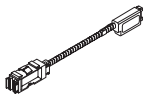

Electrical Pass-Thru Harnesses with Power Block			
For 24"W Frames	**A871124**	**A871124A** S	$ 132
For 30"W Frames	**A871130**	**A871130A** S	$ 132
For 36"W Frames	**A871136***	**A871136A** S	$ 132
For 42"W Frames	**A871142***	**A871142A** S	$ 139
For 48"W Frames	**A871148***	**A871148A** S	$ 139
For 60"W Frames	**A871160***	**A871160A** S	$ 139
For 72"W Frame Runs	**A871172**	**A871172A** S	$ 186
For 96"W Frame Runs	**A871196**	**A871196A** S	$ 217
For 120"W Frame Runs	**A8711120**	**A8711120A** S	$ 251
For 144"W Frame Runs	**A8711144**	**A8711144A** S	$ 287

*Electrical harnesses are intended for use with Allsteel systems furniture and are approved under GSA SIN 711-1. When purchased separately and used without Allsteel systems furniture, those electrical harnesses marked by (*) are considered Open Market.

Electrical Jumper Cables – Harness to Harness			
Up to 36" vertical jump	**A871336**	**A871336A** S	$ 110
Up to 30" vertical jump (66")	**A871366**	**A871366A** S	$ 148
Up to 69" vertical jump (108")	**A8713108**	**A8713108A** S	$ 274

Electrical Pass-Thru Cable without Power Block			
For 24"W Frames	**A871024**	**A871024A** S	$ 119
For 30"W Frames	**A871030**	**A871030A** S	$ 119
For 36"W Frames	**A871036**	**A871036A** S	$ 119
For 42"W Frames	**A871042**	**A871042A** S	$ 125
For 48"W Frames	**A871048**	**A871048A** S	$ 125
For 60"W Frames	**A871060**	**A871060A** S	$ 125
For 72"W Frame Runs	**A871072**	**A871072A** S	$ 173
For 96"W Frame Runs	**A871096**	**A871096A** S	$ 207
For 120"W Frame Runs	**A8710120**	**A8710120A** S	$ 241
For 144"W Frame Runs	**A8710144**	**A8710144A** S	$ 271

NOTE: **Four-circuit components and Three-circuit components (with an "A" suffix) cannot be connected together.**

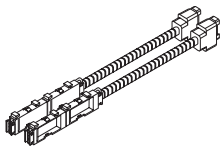

Description	Max. Recept. Cap. per Panel Side	Eight-circuit 3 + 1 (each side) 2 + 2 (each side)	List Price
Dual Electrical Eight-circuit Power Harness Kit			
For 24"W Panels	1	**A2-8CIR24** S	$ 507
For 30"W Panels	2	**A2-8CIR30** S	$ 507
For 36"W Panels	2	**A2-8CIR36** S	$ 732
For 42"W Panels	2	**A2-8CIR42** S	$ 732
For 48"W Panels	2	**A2-8CIR48** S	$ 732
For 60"W Panels	2	**A2-8CIR60** S	$ 739

NOTE: Kit consists of two four-circuit harnesses placed "back-to-back" to provide 8 circuits.

How to specify —	*1st Option:*
Select the Model Number from above.	**Color** *(if applicable)*: **P** Black only
	P

Examples: **A871224.P** **A871224A.P**

S *Shippable by small-package carrier.*

Electrical & Data

Stride® — 8-Wire Electrical Components

For specification information see pages 74-83.

GSA SIN 711-1

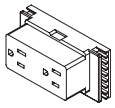

Description	Four-circuit 3 + 1 2 + 2	Three-circuit Separate Neutrals		List Price
Duplex Receptacles — (specify color)				
Circuit 1	**A877501**	**A877501A**	S	$ 40
Circuit 2	**A877502**	**A877502A**	S	$ 40
Circuit 3	**A877503**	**A877503A**	S	$ 40
Circuit 3 (2+2)	**A877506**	**N/A**	S	$ 40
Circuit 4 — iso/dedicated	**A877504**	**N/A**	S	$ 40
Circuit 1, 20 AMP	**A874601**	**A874601A**	S	$ 40

Description	Model		List Price
Electrical Mounting Brackets (Black only)			
Pack of 12 (for use with Segment Kit)	**8988EBZS**	S	$ 60
Pack of 12 (for use at Beltline without Segment Kit)	**8988EBZ**	S	$ 60
Pack of 12 (for use at Beltline on a 35"H Base Panel Frame)	**8988EBZ3**	S	$ 60

Hardwire (Chicago Code) (Black only)			
Stride Base Pathway Junction Box (Pack of 6)	**877600**	S	$ 633
Beltline Junction Box (Pack of 6)	**877550**	S	$ 595

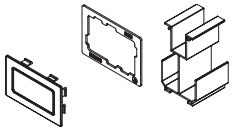

Data/Electrical Port Kit (specify color)			
Universal Tile Port Kit	**UTP**	S	$ 20
Data Management Organizer (Pack of 20)	**A877010**	S	$ 83

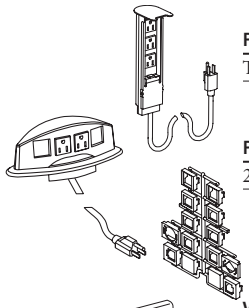

Pull Up Receptacle (Black only)			
Three 15 amp Simplex Receptacles	**A870300**	S	$ 212
Power/Data Dome (Black only)			
2 Simplex receptacles and 2 data positions	**A870301**	S	$ 205

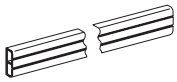

Wire Management Channel (Black only)			
92" Long	**AEV920**	S	$ 129

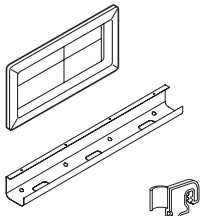

Wireway Grommet (Black only)			
Pack of 6	**TAWG**	S	$ 105
Cable Management Tray (specify paint color)			
24" Tray	**CMT24**	S	$ 72
36" Tray	**CMT36**	S	$ 86

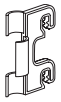

Cord Retainer Clip (Black only)			
Package of 50	**AAPACM2**	S	$ 31

How to specify — **Select the Model Number from above.**	*1st Option:* **Electrical Receptacle Color** *(if applicable)*: See inside front cover for finishes.	*1st Option:* **Data Port Grommet Color** *(if applicable)*: See inside front cover for finishes.	*1st Option:* **Color** *(if applicable)*: **P** Black only	*1st Option:* **Wireway Grommet Color** *(if applicable)*: Black only.	*1st Option:* **Paint** *(if applicable)*:
_____ .	E	E	P	E 4	P

Examples: **A877501.E4 8988EBZS.P A877010.P 877550.P 8988EBZ.P UTP.E4 AEV920.P CMT24.P01 TAWG.E4**

S *Shippable by small-package carrier.*

For specification information see pages 74-83.

GSA SIN 711-1

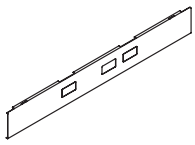

Description	Model	List Price	Select List Price
Base Raceway Covers — Knockouts (Stride)			
36"W	**TBPLATE3-36** S	$ 56	$ 66
42"W	**TBPLATE3-42** S	$ 58	$ 68
48"W	**TBPLATE3-48** S	$ 61	$ 71
60"W	**TBPLATE3-60** S	$ 71	$ 81

ATADF3

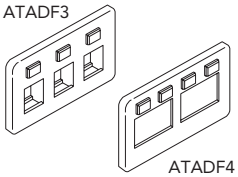

ATADF4

AMP Data Faceplates			
Three-Port Flex-Mode Faceplate, Black (E4)	**ATADF3** S	$ 20	N/A
Four-Port Flex-Mode Faceplate, Black (E4)	**ATADF4** S	$ 20	N/A

Note: ATADF3 can install up to 3 jacks (CAT 3, 5E, or 6).
ATADF4 can install 4 jacks (CAT 3, 5E, or 6).

Note: ATADF models are compatible with ports in Stride Tiles.

ATADJ5

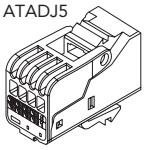

Jacks			
AMP RJ45 CAT 5E Jack — Black only (AMP model # 1116604-2) Toolless	**ATADJ5** S	$ 41	N/A
AMP RJ45 CAT 6 Jack — Black only (AMP model # 1375055-2) Requires Tool	**ATADJ6** S	$ 55	N/A

D *Discontinued 11/23/2015*

How to specify —	*1st Option:*	*1st Option:*
Select the Model Number from above.	**Paint (Base Pathway Cover only):** C S See inside front cover for finishes.	**Data Faceplate Color:** **E4** Black
_____ . P		E

Examples: **TBPLATE3-36.P27** **ATADF4.E4**

S *Shippable by small-package carrier.*

Worksurfaces

Stride® — Overview of Worksurfaces

GSA Reference Page

Laminate with Flat Edge or Veneer with Square Edge Worksurfaces

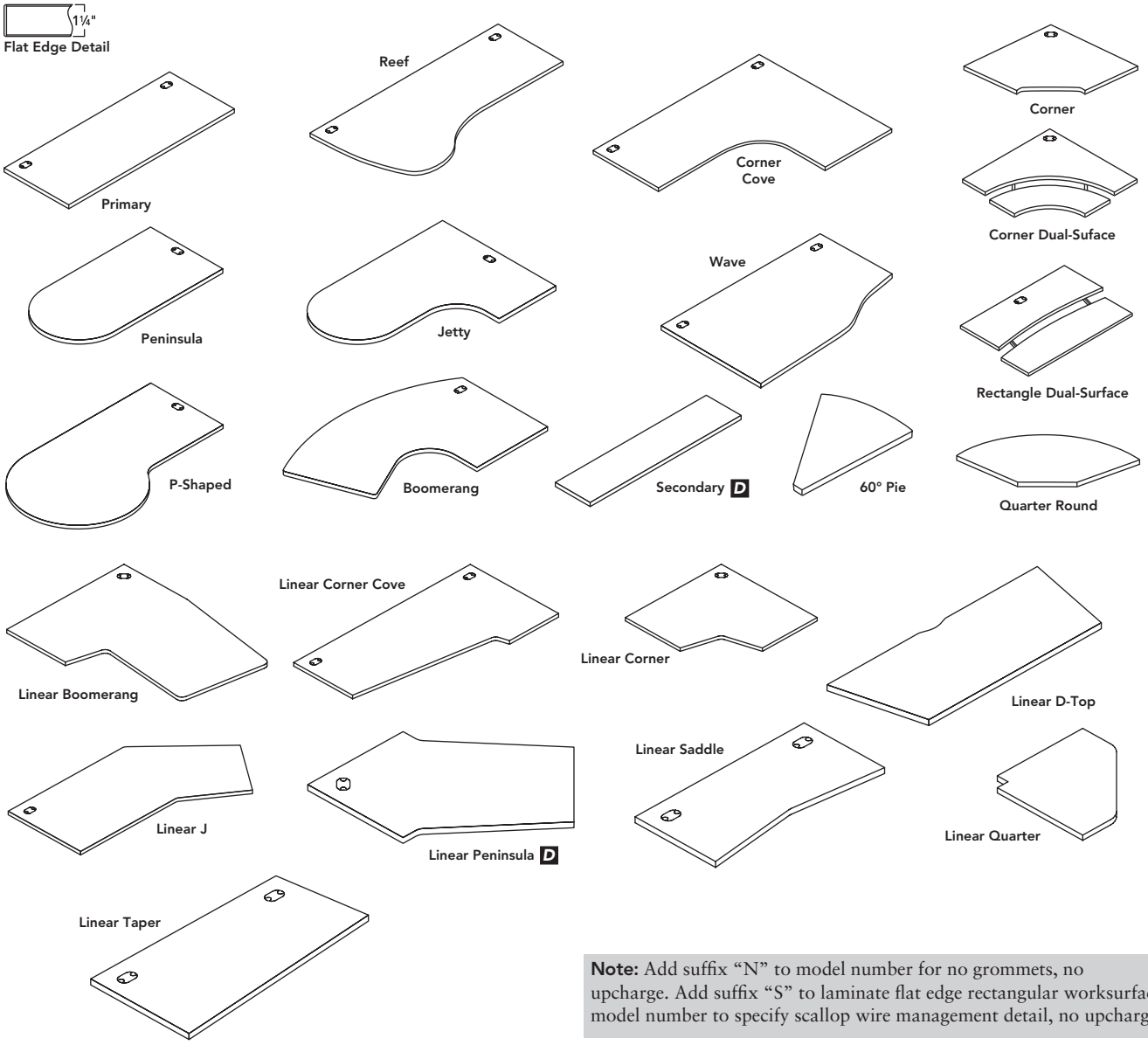

Note: Add suffix "N" to model number for no grommets, no upcharge. Add suffix "S" to laminate flat edge rectangular worksurface model number to specify scallop wire management detail, no upcharge.

D *Discontinued 12/31/2015*

Worksurfaces

Stride® — Working with Worksurfaces and Supports

GSA Reference Page

Laminate worksurfaces are 1¼" thick with particle board core and with top surfaces finished in high-pressure laminate. Bottom surfaces are covered with a backer sheet. Wall track allows for mounting of systems panel components on permanent wall structures.

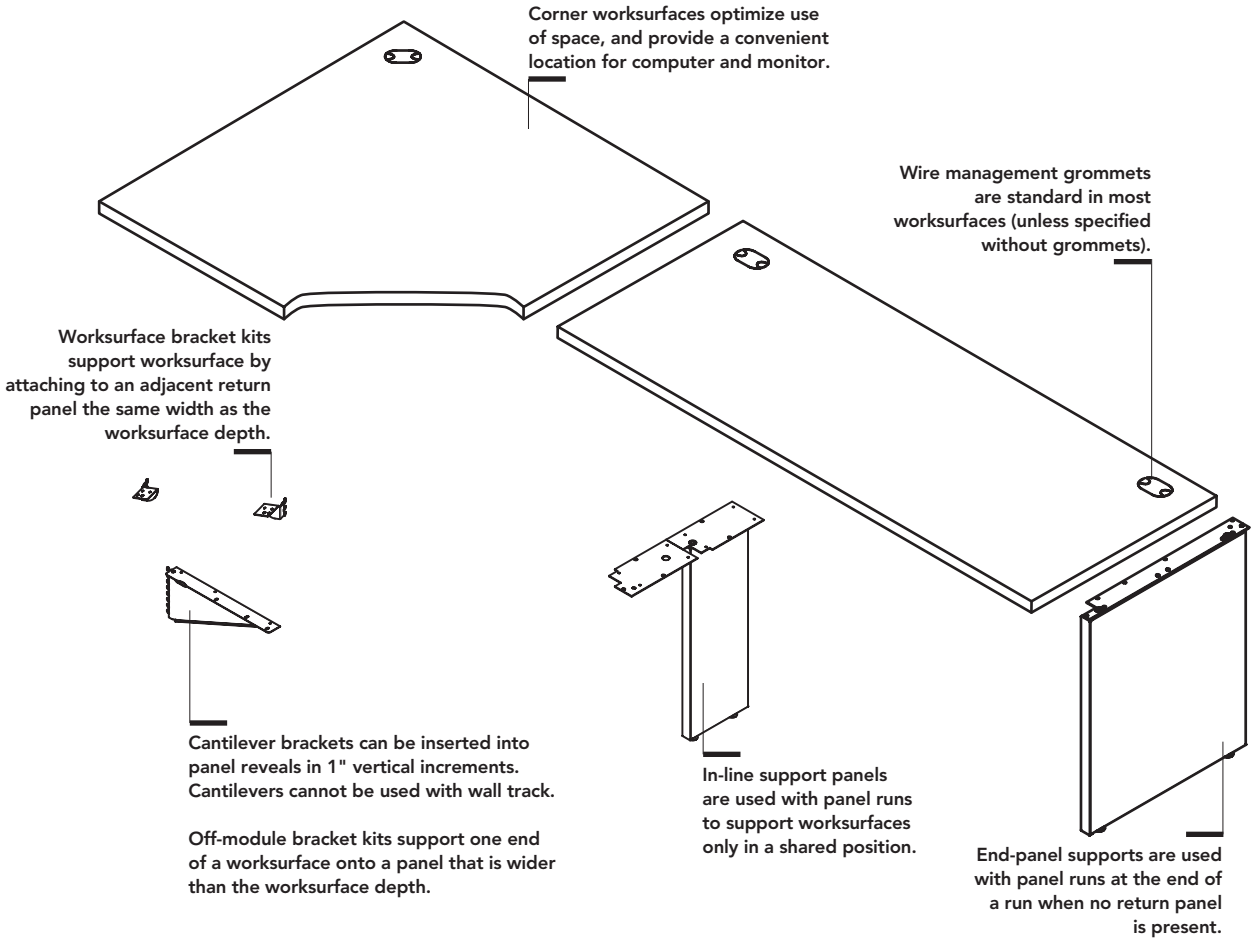

Worksurfaces can be configured at 29½"H or 26½"H with end-panel supports and in-line support panels, or at various heights on 1" increments using specific product configurations.

Worksurface support options include:

- Support column*
- Off-module bracket kit
- Flat brackets
- External support channel
- Worksurface bracket kit
- Height adjustable mechanism
- Cantilever bracket
- In-line support panels*
- End support panel*
- Support storage units*
- Storage unit with stanchion*
- C-Legs*
- Post Legs*

*Units provide floor support.

Support Guidelines - See Drawings on page 90

- Panel mounted worksurface runs 96" and greater need floor support for improved stability when overheads are not used.
- When using overheads in panel mounted worksurface run applications 72" and greater, floor support* is required. (See list at left.)
- When using overheads at the end of a panel run, floor supports* are required.
- Worksurface bracket kit should be used to tie panels to worksurface for added stability.
- A return panel at the end of a panel run can be substituted with one of these floor supports: storage, open or closed end support panel, O-leg.
- Cantilever brackets cannot be used at the end of a worksurface panel run in place of a return panel or floor support.
- Worksurface runs greater than 60"W require an external worksurface support channel when a center support cantilever cannot be used. It is recommended for spans greater than 48"W. See pages 99 and 142.
- Support channel may interfere with mounting of some CPU holders and keyboard supports.
- Cantilevers are recommended in place of an external worksurface support channel where feasible.
- Stride Desking worksurfaces include external support channels.
- Desking worksurfaces should be specified whenever worksurfaces 48"W and wider are not attached to a panel. See page 92.

Worksurfaces

Stride® — Working with Worksurfaces and Supports

GSA Reference Page

Panel mounted worksurface runs 96" and greater need floor support for improved stability when overheads are not used.

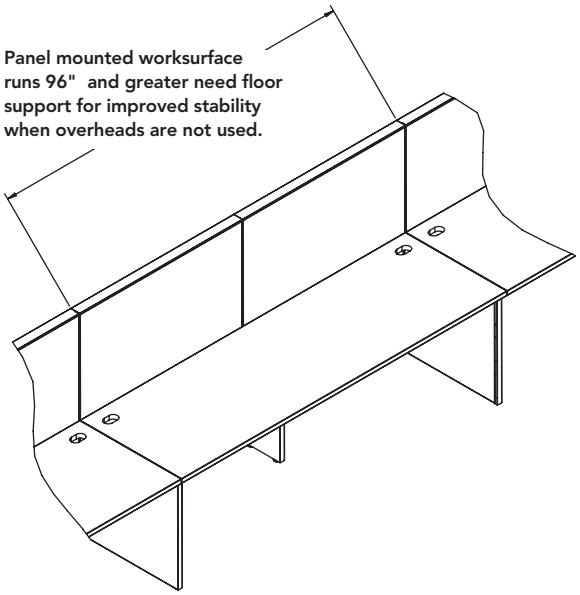

When using overheads in panel mounted worksurface run applications 72" and greater, floor support is required.

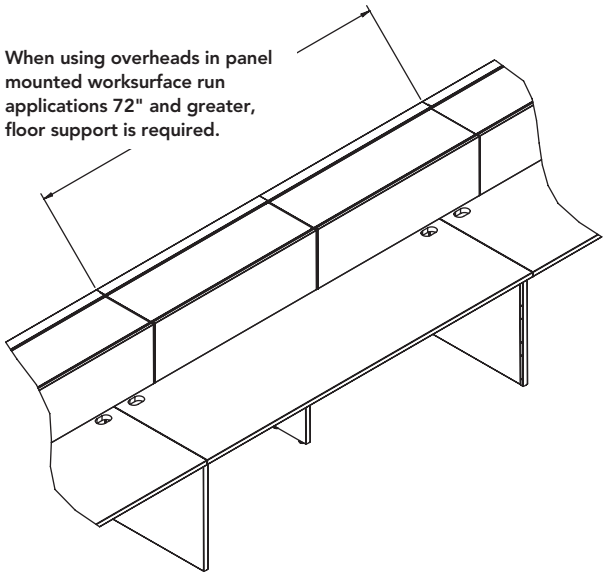

Worksurface bracket kit should be used to tie panels to worksurface for added stability

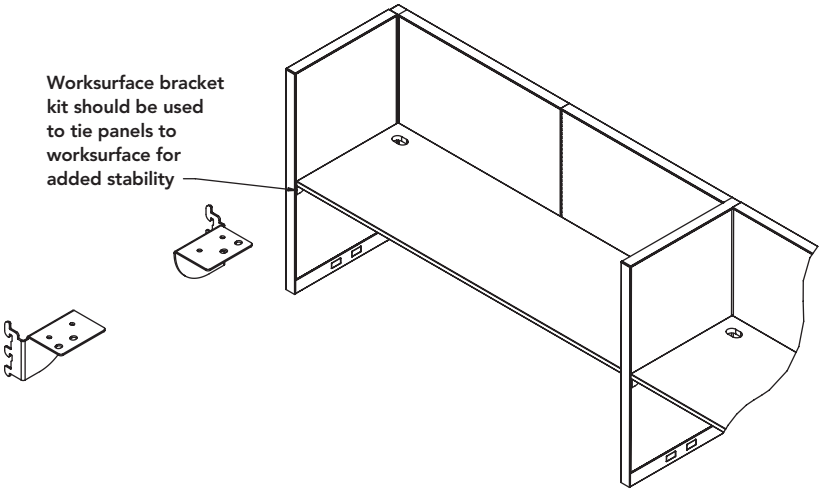

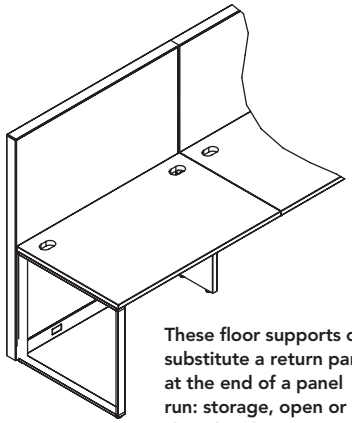

These floor supports can substitute a return panel at the end of a panel run: storage, open or closed end support panel, O-legs (shown, additional drawing on pg. 91)

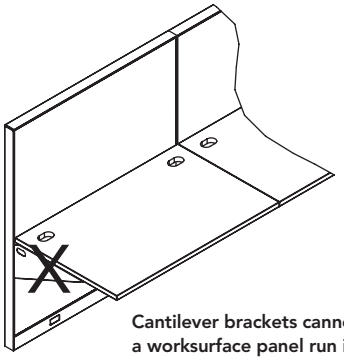

Cantilever brackets cannot be used at the end of a worksurface panel run in place of a return or floor support.

Cantilevers are recommended in place of an external worksurface support channel where feasible.

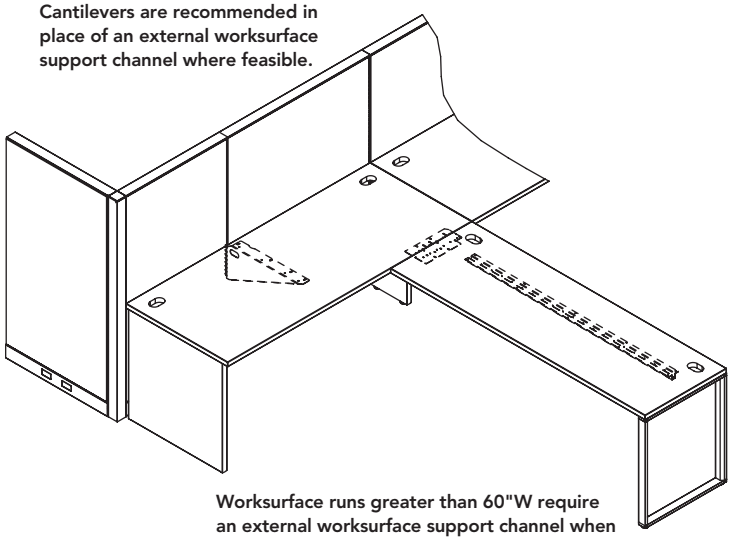

Worksurface runs greater than 60"W require an external worksurface support channel when a center support cantilever cannot be used. It is recommended for spans greater than 48"W. See pages 99 and 142.

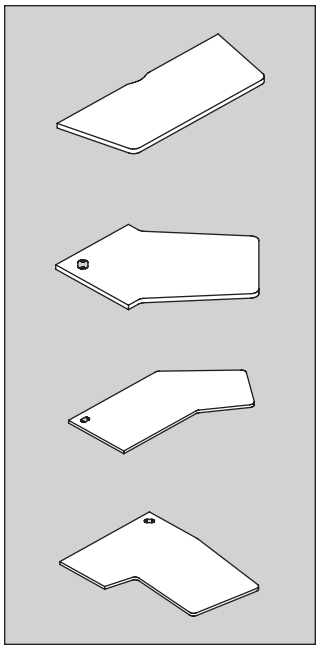

Linear D-shape, linear peninsula, linear J, Linear boomerang, D-shaped, P-shaped, peninsula, jetty, boomerang, and reef worksurfaces require support columns (ordered separately).

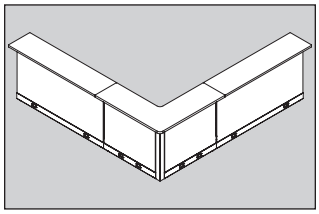

Stride countertops are flush with the top cap and are available in straight, corner, and **120°** configurations. Mounting hardware is included with Stride countertops. Panel top caps need to be ordered separately.

Worksurface Application Versatility

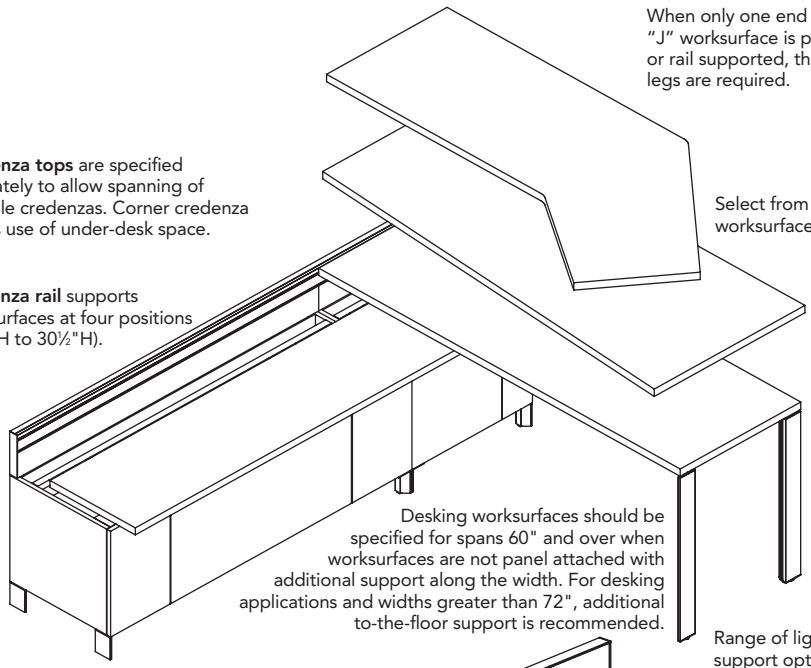

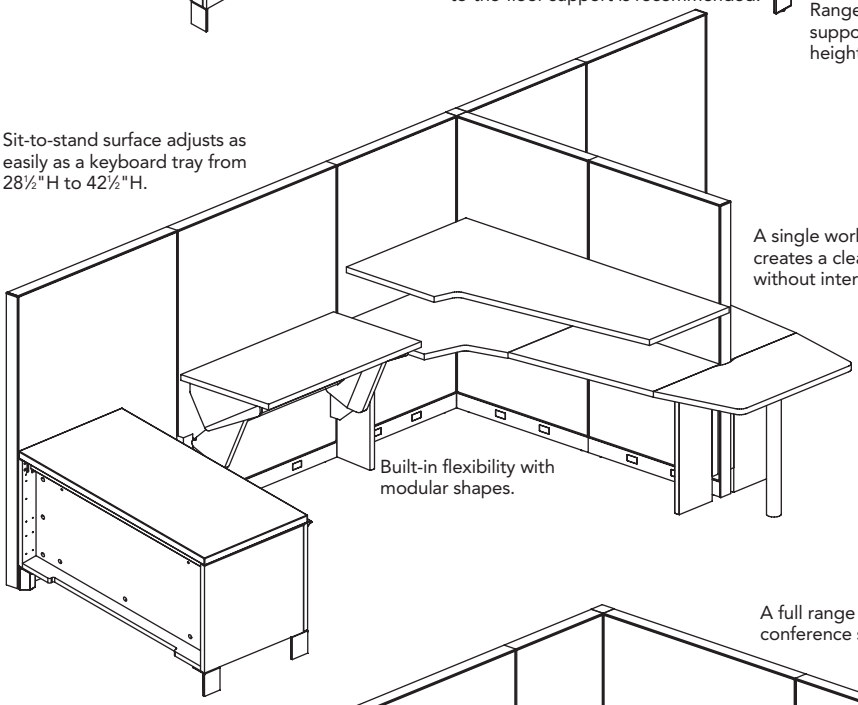

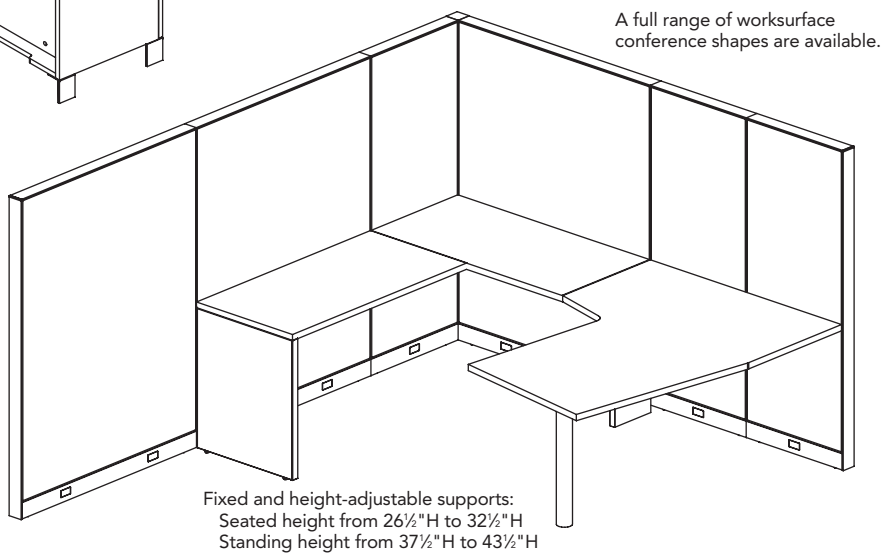

Worksurfaces

GSA Reference Page

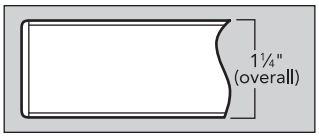

Flat Edge Trim

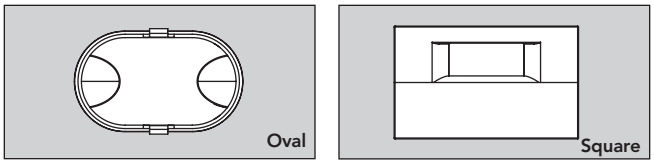

Wire Management Grommets

Worksurfaces

- Laminate (L) worksurfaces are 1¼" thick with particle board core and with top surfaces finished in high-pressure laminate. Bottom surfaces are covered with a backer sheet.
- Flat edge trim is available on laminate tops in standard colors (customer specified) to match solid laminates and to complement patterned or woodgrain laminates.
- Veneer (V) worksurfaces have square veneer edge.

Wire management grommets are standard in most worksurfaces and are specified in plastic or metal.

- Metal grommets are available in oval or square (shown at left).
- Grommets on standard systems worksurfaces are located 2⅞" from side edges and 3⅛" from back edge.
- Add Suffix "N" to a model number for no grommets, no upcharge.
- Add Suffix "S" for scallop wire management detail for flat edge models only — no upcharge.

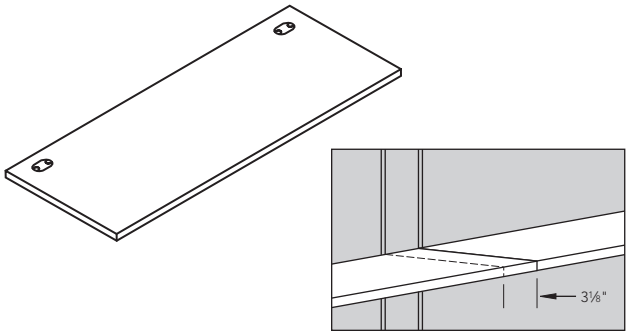

Optional width worksurfaces to span "T" or "S" panel connection.

Primary Worksurfaces (L pages 104-105, V pages 122-123)

- Primary worksurfaces are available in 20", 24", 30", and 36" depths.
- One grommet for widths up to 36", two on widths 42"W and greater.
- Worksurfaces greater than 60"W require a cantilever bracket for center support in panel mounted applications. Specify 12" cantilever on 12"D, 18" cantilever on 20"D, and 24" cantilever on 24"D and 30"D worksurfaces.
- Optional width worksurfaces, 3⅛" wider than standard panel widths, are available for use with Stride panel runs having a "T" or "S" connection.
- Bracketry on post legs will interfere with grommets on systems (non-desking) worksurfaces.
- Nominal worksurface width is equal to nominal panel width.
- Corner worksurfaces include a corner left-handed support bracket. Other support hardware is ordered separately.
- Desking worksurfaces should be specified whenever worksurfaces 48"W and wider are not attached to a panel.

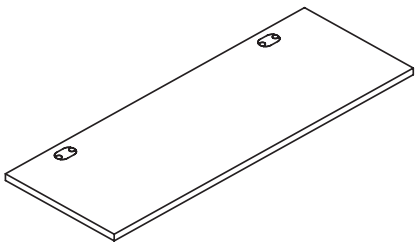

Desking Worksurfaces (L pages 104-105, V pages 122-123)

- Feature an external worksurface support channel which extends 1¼" below the worksurface and is inset 6" from each end.
- Support channel on desking worksurfaces may interfere with mounting of some CPU holders and keyboard supports.
- Support channel ships separately and is field installed to allow for larger worksurface spans.
- Modesty panels can be mounted on desking worksurface external support channel.
- Pilot holes for post legs are on the corners of desking worksurfaces.
- Grommets on desking worksurfaces are located 8⅝" from side edges and 1½" from back edge.

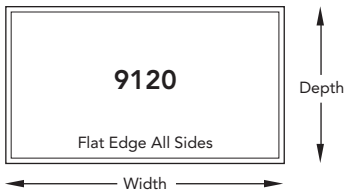

Non-Standard Worksurface Sizes (L and V on pages 136 and 137)

- The 9120 Program can be used to order laminate and veneer rectangular worksurfaces in any non-standard width and depth in ⅛" increments up to a maximum of 120"W x 36"D.
- Other modification requests should be made through Allsteel Tailored Products Group.

GSA Reference Page

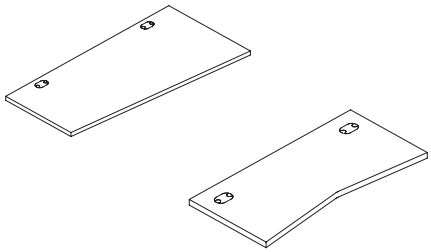

Linear Taper Worksurfaces (L pages 106-107, V pages 124-125)
- Worksurfaces greater than 60"W require a cantilever bracket for center support in panel mounted applications. Specify 12" cantilever on 12"D, 18" cantilever on 20"D, and 24" cantilever on 24"D and 30"D worksurfaces.

Linear Saddle Worksurfaces (L page 108, V page 126)
- Depth of worksurface varies from either 20"D at each end to 17½"D in middle; or 24"D at each end to 21½"D in the middle.
- Laminate flat edge worksurfaces can be specified with scallop wire management detail with no upcharge by adding suffix "S" to the model number.

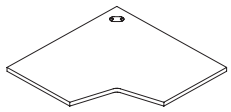

Linear Corner Worksurfaces (L page 109, V page 127)
- Rear corner left-handed support bracket included.
- Worksurface bracket kit (order separately) required at junction where a panel is wall-mounted to a permanent wall and wall track stanchion is not positioned in the right hand corner.

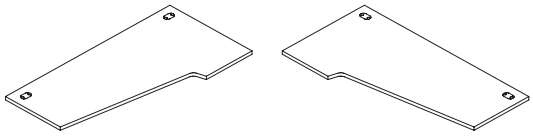

Linear Corner Cove Worksurfaces (L page 109, V page 127)
- Rear corner support bracket included.
- Worksurfaces greater than 60"W require a cantilever bracket for center support in panel mounted applications. Specify 24" cantilever on 24"D and 30"D worksurfaces.

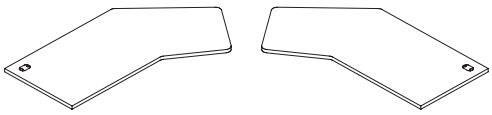

Linear J Worksurfaces (L pages 110-111, V pages 128-129)
- The dimension of straight back side "D" is equal to "C" – 24. "C" dimensions are listed in the systems price list linear J worksurface page.

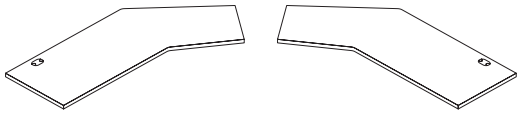

Linear J Desking Worksurfaces (L pages 110-111, V pages 128-129)
- Ships with an external worksurface support channel which extends 1¼" below the worksurface and is inset 6" from each end. Support channel may interfere with mounting of some CPU holders and keyboard supports. It is installed to allow for larger worksurface spans.
- Modesty panels can be mounted on desking worksurfaces using the external worksurface support channel.
- Pilot holes for post legs are on the corners of desking worksurfaces.
- Grommets on desking worksurfaces are located 8⅝" from side edges and 1½" from back edge.

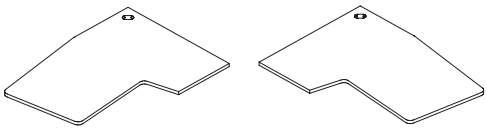

Linear Boomerang Worksurfaces (L page 112, V page 130)
- Support column ordered separately.

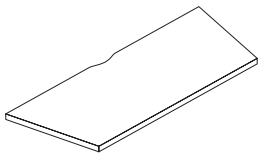

Linear D-Shaped Worksurfaces (L page 112, V page 130)
- Order support column and two 10"D in-line support panels.
- Worksurface includes attachment bracket.
- Not recommended for use with T6CB24L or T6CB24R for shared applications.

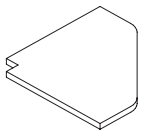

Linear Quarter Worksurfaces (L page 112, V page 130)
- Connect two 90° panel-attached worksurfaces.
- Order support column and shared cantilevers or in-line support legs separately.

Worksurfaces

Stride® — Working with Worksurfaces and Supports

GSA Reference Page

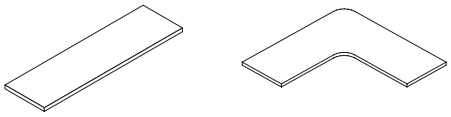

Countertops (L page 114, V page 131)
- Available in Straight, Corner, and 120° Corner.
- Mounting bracket and attachment hardware included. When used with in-line high-low "H" trim kit add "V" suffix for straight countertop and "RV" for right or "LV" for left on corner countertops. Not available with fluid form models.
- Countertops are flush with panel top cap. Stride top caps need to be ordered separately.

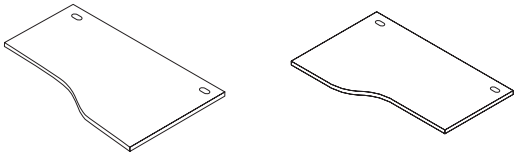

Wave Worksurfaces (L page 116, V page 132)
- Worksurfaces 66" and over require a cantilever bracket for center support in panel mounted applications. Specify 24" cantilever on 24"D and 30"D worksurfaces.

Corner Worksurfaces (L page 116, V page 132)
- One rear corner support bracket included (left-handed). All other support hardware is ordered separately.
- Worksurface bracket kit (order separately) required at junction where a panel is wall-mounted to a permanent wall and wall track stanchion is not positioned in the right-hand corner.
- Corner worksurfaces with woodgrain laminate and veneer have grain direction diagonal to adjacent worksurfaces.

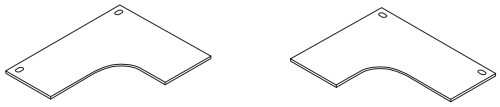

Corner Cove Worksurfaces (L page 117, V page 133)
- Worksurfaces 66" and over require a cantilever bracket for center support in panel mounted applications. Specify 24" cantilever on 24"D and 30"D worksurfaces.
- Rear corner support bracket included (left-handed).
- Worksurface bracket kit (order separately) required at junction where a panel is wall-mounted to a permanent wall and wall track stanchion is not positioned in the right-hand corner.

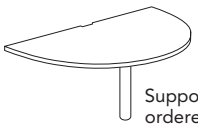

D-Shaped Worksurface (L page 117)
- Order support column and two 10"D in-line support panels separately.
- Not recommended for use with T6CB24L or T6CB24R for shared applications.

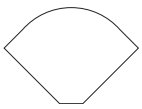

Quarter-Round Worksurface (L page 117, V page 135)
- Connect to 90° panel-attached worksurfaces.
- Order support column and shared cantilevers or in-line support legs separately.

GSA Reference Page

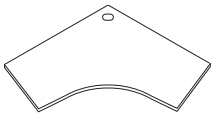

120° Corner Worksurfaces (L page 117, V page 135)
- Standard with one wire management grommet in corner location.
- Rear support bracket included (left-handed).
- Worksurface bracket kit (order separately) required at junction where a panel is wall-mounted to a permanent wall and Wall Track stanchion is not positioned in the right-hand corner.

60° Pie Worksurface (L page 117, V page 135)
- Order support column and two flat brackets separately.

Support columns shown below ordered separately.

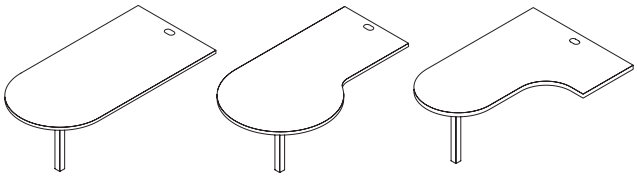

Peninsula, P-Shaped and Jetty Worksurfaces
(L page 118, V page 134)
- Support column ordered separately, column includes panel support brackets T6BK.

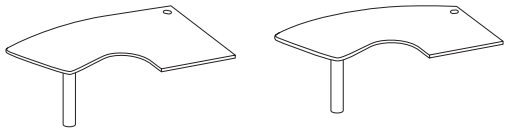

Boomerang Worksurface (L page 119, V page 134)
- Support column ordered separately, column includes panel support brackets T6BK.

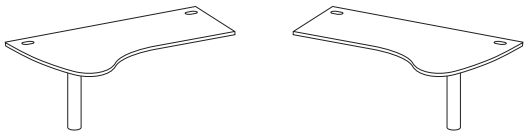

Reef Worksurface (L page 119)
- Includes panel support brackets (T6BK).
- Support column ordered separately, column includes panel support brackets T6BK.

Worksurfaces

End Panels and Panel Brackets

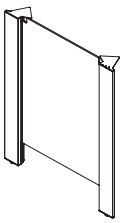

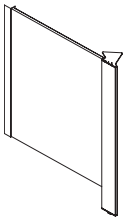

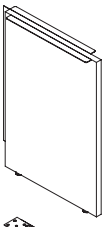

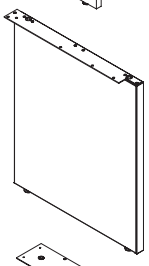

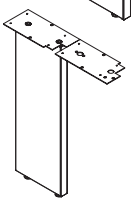

Panel Mount Bracket

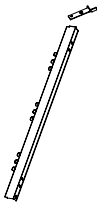

Ped-to-Panel

Credenza-to-Panel

Worksurfaces can be configured at 29½"H with end-panel supports and in-line support panels, or at various heights on 1" increments using specific product configurations.

Freestanding End Panel Legs — Painted Wood (page 138)
- Available in 29½" height and 24" and 30" depths.
- Freestanding end panel leg includes two post legs, painted wood modesty panel, and attachment hardware.
- Order according to type of worksurface (flat/square or rabbet edge) the end panel leg will support.
- End panel leg will interfere with the grommet location on systems (non-desking) worksurfaces.

Panel-Mount End Panel Legs — Painted Wood (page 138)
- Available in 29½" height and 20" and 24" depths.
- Panel-mount end panel leg includes one post leg, painted wood modesty panel, panel-mount bracket, and attachment hardware.
- Order according to type of worksurface (flat/square or rabbet edge) the end panel leg will support.
- Handedness is determined by position relative to the user. Specify a left hand leg to be on the user's left hand side, specify a right hand leg to be on the user's right hand side.
- End panel leg will interfere with the grommet location on systems (non-desking) worksurfaces.

In-Line Panel Supports — Painted Wood (page 138)
- Worksurface in-line support panels are used to support worksurfaces only in a shared position.
- Available in 29½" height and 10", 20", and 24" depths.
- Includes painted wood support panel with wire management grommet, panel-mount bracket, and attachment hardware.
- Supports will interfere with the grommet location on systems (non-desking) worksurfaces.

End Support Panel — Metal (page 139)
- Includes end-panel (non-handed), attaching hardware, and adjustable glides. (Panel mount version includes panel mount bracket.)
- End support panels are used in place of return panels at the end of worksurface runs.
- Leveling glides provide 3" of adjustment.
- Cannot be used with rabbet edge worksurfaces.

In-Line Support Panel — Metal (page 139)
- Includes support panel (non-handed), attaching hardware, adjustable glides, and wire management grommet. (Panel-mount version includes panel mount brackets.)
- Cannot be used with rabbet edge worksurfaces.

Panel Mount Bracket — Non-Handed (page 139)
- Includes hardware to convert freestanding end-panel or support leg to panel mount.

Pedestal-to-Panel Attachment Bracket (page 139)
- Can be used with Align™ pedestal in place of full end-panel or return panel. Provides structural support to panel run by securing panel directly to pedestal.
- Freestanding pedestals can also be used to support one end of a panel-attached worksurface in conjunction with ped-to-panel attachment kit.

Credenza-to-Panel Brackets (page 139)
- Used to attach the back or side of a credenza to a panel frame to provide stability when used with Stride panel frames.
- Handedness on side-to-panel bracket is determined by side of credenza that attaches to panel when facing panel run.

Legs

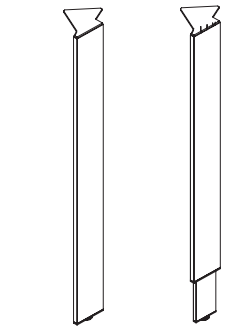

Post Legs (page 140)
- Used to support one corner of a panel attached worksurface. Cannot be used in freestanding applications, use table post legs.
- Fixed height is for support at 29½"H and 40½"H.
- 26½"H to 32½"H height adjustable legs provide a 6" range of adjustment in ½" increments.
- 37½"H to 43½"H height adjustable legs provide a 6" range of adjustment in ½" increments.
- Telescoping legs require common tools to adjust height.
- Leveling glides provide 1" of additional adjustment.
- Attachment hardware included.
- Post leg will interfere with the grommet location on systems (non-desking) worksurfaces.

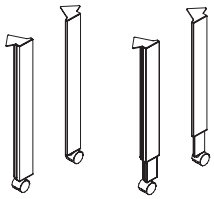

Freestanding Post Legs (page 140)
- Reinforced post leg with an integrated gusset is used to build a freestanding table.
- For use with Stride desking worksurfaces.
- Fixed height is for support at 29½"H.
- 26½"H to 32½"H height adjustable legs provide a 6" range of adjustment in ½" increments.
- Telescoping legs require common tools to adjust height.
- Leveling glides provide 1" of additional adjustment. Caster version aligns with glide version when glide is fully retracted.
- Attachment hardware included.

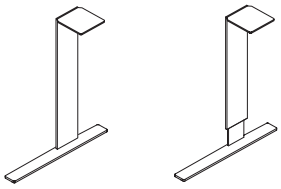

C-Legs (page 141)
- Used to support one end of a worksurface or table. Cannot be shared between surfaces.
- Fixed Height is for support at 29½"H.
- 26½"H to 32½"H height adjustable legs provide a 6" range of adjustment in ½" increments.
- Height adjustable C-legs are for use on worksurface spans up to 72"W. Fixed height C-legs must be used if the span is greater than 72"W.
- Telescoping legs require common tools to adjust height.
- Leveling glides provide ½" of additional adjustment.
- Attachment hardware included.

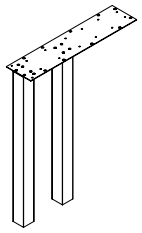

Post In-line Support Leg (page 141)
- Includes legs (non-handed, mounted to bracket) and attaching hardware.

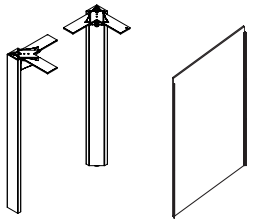

Light-scale Wire Management Table Post Legs (page 141)
- Includes pair of legs (non-handed, mounted to bracket) and attaching hardware. Available for modesty panel or not for modesty.
- Available painted or anodized.

Leg Modesty Panels (page 141)
- Height adjustable table post legs cannot be used with leg modesty panels.
- Available in ¼" thick Landscape™ surface material.

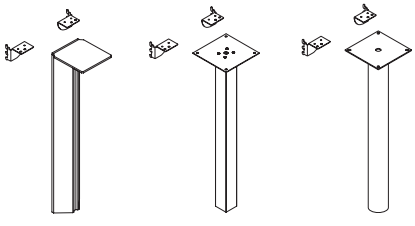

Support Columns (page 141)
- Includes column, worksurface bracket kit T6BK, attaching hardware, and adjustable glides.
- Fixed height column is for support at 29½"H.
- Height adjustable column provides a 6" range of adjustment in ½" increments from 26½"H to 30½"H.

Worksurfaces

Worksurface Support Brackets

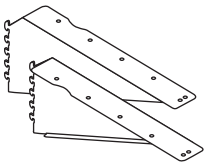

Cantilever Brackets — Handed

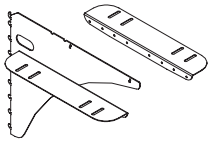

Cantilever Brackets — Non-Handed

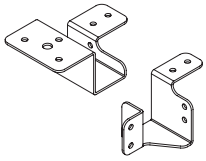

Non Rail-Based End Panel Kit Z6EPK

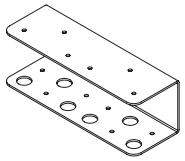

Layered Worksurface Bracket Z6C3BK

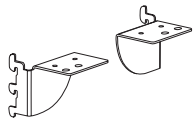

Worksurface Bracket Kit T6BK

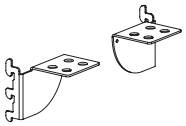

Worksurface Bracket Kit T6SB

Cantilever Brackets
- Use with runs less than 96". Floor support is required for runs 96" and longer.
- Where applicable, cantilevers are recommended over an external worksurface support channel. Worksurface runs over 60"W require an external worksurface support channel when a cantilever cannot be used.
- Do not use at the end of a worksurface where no 90° return panel is positioned.
- Includes tie bracket and attachment hardware.
- Avoid installation on only one side of a straight connection except to support corner worksurfaces.
- DO NOT use to support worksurfaces from which a hanging pedestal is suspended, or to which a peninsula worksurface is attached.
- DO NOT use cantilever brackets to support worksurfaces supported with permanent-wall hanger kit.
- Do not use with wall track or to support a worksurface to which a return worksurface is attached.

Cantilever Bracket — Handed (page 142)
- Cantilever brackets are handed (left or right) and can be inserted into panel reveals in 1" vertical increments. No assembly required.
- Left- and right-hand brackets required in shared applications.
- 24"D cantilevers are required to be used for both 24"D or 30"D worksurfaces.
- 18"D cantilevers are required to be used for 20"D worksurfaces or center support for 24"D.
- 12"D cantilevers are required to be used for 12"D worksurfaces.

Cantilever Bracket — Non-Handed (page 142)
- Cantilever brackets are non-handed and can be inserted into panel reveals in 1" vertical increments. Assembly required.
- One bracket in shared applications — includes two angled brackets.
- Bracket accommodates 24"D or 30"D worksurfaces.

Non Rail-based End Panel Kit (page 142)
- Non rail-based end panel kit Z6EPK is used to attach an end panel off-module to a segmented panel.

Layered Worksurface Bracket (page 142)
- Layered worksurface bracket model Z6C3BK, used for mounting off-modular worksurfaces 3" higher or lower than the installed worksurface.

Worksurface Bracket Kits (Pair)— T6BK (page 142)
- Worksurface bracket kit allows one end of a worksurface to be supported by a return panel. Attachment hardware included.
- Return panel width must be the same as the depth of the worksurface.

Worksurface Bracket — T6SB (page 142)
- Worksurface storage bracket kit (T6SB) is used for aesthetics where under-desk storage is immediately adjacent to the return panel. In all other applications use worksurface bracket kit (T6BK) to utilize worksurface threaded metal inserts.
- Brackets — one pair. Black only.
- Attachment hardware included.
- Brackets do not align with worksurface threaded metal inserts, and therefore require wood screws (included).

GSA Reference Page

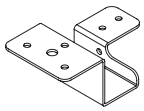

Off-Module Worksurface Bracket Z6MK

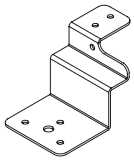

Off-Module Worksurface Bracket Z6Z3MK

Off-Modular Worksurface Brackets (page 142)
- Allows in-line support legs and end-panels to be attached off-module.
- Cannot be used closer than 12" from end of panel.
- Non-rail based 3" layered worksurface bracket used to mount off-modular worksurface at 26½".
- Off-module worksurface bracket model Z6MK can only be used for attachment of a worksurface end to a segmented panel at 29½"H.
- Off-module worksurface bracket model Z6Z3MK is used for mounting non-rail based off-modular worksurfaces to a segmented panel at 26½"H.

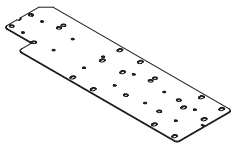

Flat Bracket

Flat Brackets (page 142)
- Flat brackets can be used to connect one worksurface perpendicular to another worksurface.
- Use two 12"D flat brackets (T612FB) side-by-side with rabbet edge worksurfaces and when placing flat or rabbet edge worksurfaces perpendicular to high credenzas.

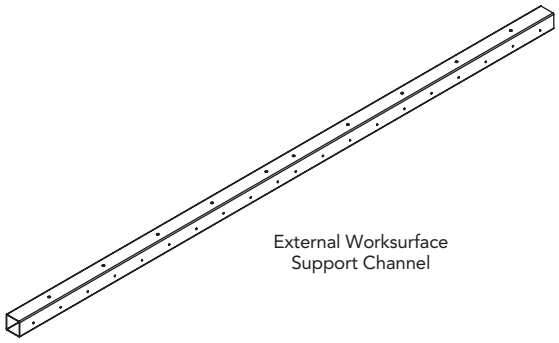

External Worksurface Support Channel

External Worksurface Support Channel (page 142)
- Desking worksurfaces include an external worksurface support channel.
- Support channel should be specified separately for use with non-desking worksurfaces.
- Extends 1½" below the worksurface.
- When using 28"H mobile pedestals the length of support channel needs to be reduced to accommodate width of the pedestal.
- Support channel may interfere with mounting of some CPU holders and keyboard supports.
- Is required on a systems worksurface for additional support for spans greater than 60". Width of worksurface span can be reduced by using support storage.
- Required when mounting a modesty panel.
- 36"D worksurfaces require two external support channels distributed equally from the center of the worksurface.

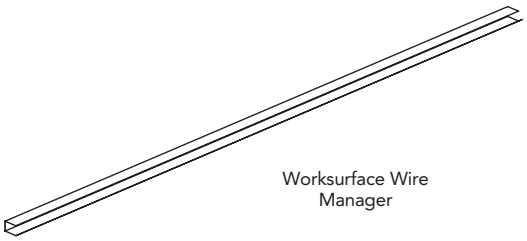

Worksurface Wire Manager

Worksurface Wire Manager (page 142)
- Provides channel to run wires under a worksurface.
- Extends 1⅛" below the worksurface.
- Wire manager (ordered separately) is mounted in front of the desk support channel to hide exposed hardware.

Worksurfaces

Stride® — Sit-to-Stand Height Adjustable Mechanism

GSA Reference Page

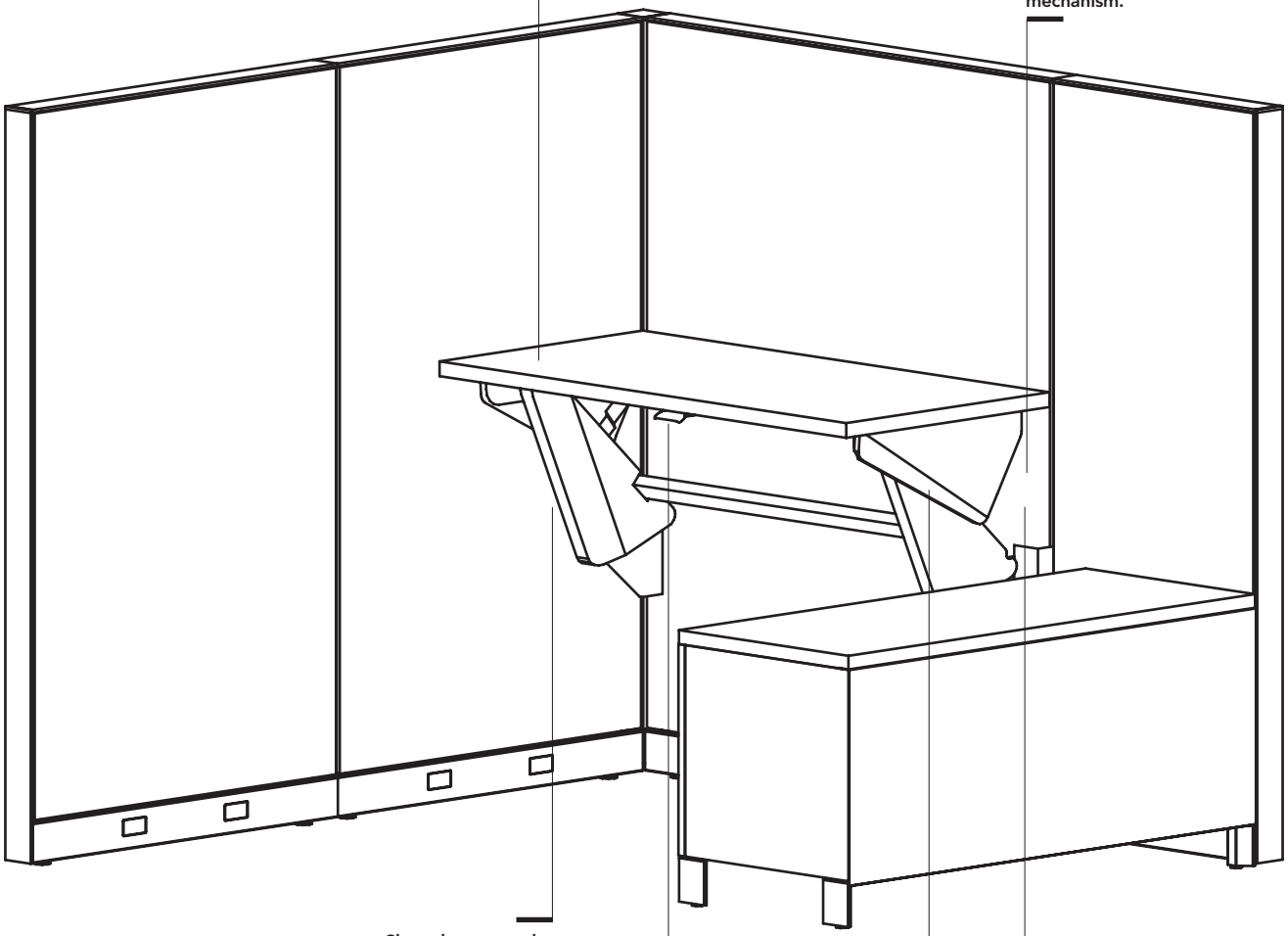

GSA Reference Page

Specifications

Top Size	Flat/Square Edge Model	Rabbet Edge Model	Maximum Functional Load
46"W x 24"D	Z52446SH	ZR52446SH	50 lbs.
52"W x 24"D	Z52452SH	ZR52452SH	50 lbs.
58"W x 24"D	Z52458SH	ZR52458SH	50 lbs.
46"W x 24"D	ZV52446SH	ZVR52446SH	50 lbs.
52"W x 24"D	ZV52452SH	ZVR52452SH	50 lbs.
58"W x 24"D	ZV52458SH	ZVR52458SH	50 lbs.

Sit-to-Stand Height Adjustable Mechanism (page 121)

- Primary worksurface for sit-to-stand mechanism must be specified as listed in chart.
- Adjustment range is from 28½"H to 42½"H in 1" increments when mounted at standard mounting location.
- The sit-to-stand height adjustable mechanism's stretcher bar telescopes for use with 24"D x 46"W, 52"W, or 58"W worksurfaces specifically designed for the mechanism. These worksurfaces are undersized by 2" in width and 1" in depth to prevent pinch points.
- Mechanism must be mounted on a Stride or Terrace® panel. Should not be used with vertical wall track.
- When panel-mounted, there must be support on each side of the worksurface and mechanism. Support can be provided by using either a perpendicular panel or low credenza mounted with a credenza-to-panel attachment bracket as shown below. One side of the mechanism must have floor support and the opposite side must have floor support within 30".
- When panel-mounted, the width of the mechanism must correspond to the width of the panel or panels joined without a connector.
- Keyboard trays, CPUs, or other products that require mounting should not be mounted on a sit-to-stand worksurface.

Altitude® Dual-Surface

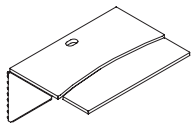

Rectangular Dual-Surface

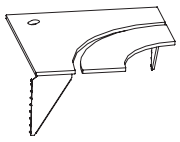

Corner Dual-Surface

Dual-Surfaces (L page 120)

- Provides maximum worksurface adjustability for seated individuals of all heights.
- Rectangular and corner dual-surface worksurfaces can be mounted to panel at any basic product height. Cannot be used freestanding.
- Panel attachment supports and hardware included.
- Adjacent support components cannot be used to support dual-surface worksurfaces.
- If mounting corner worksurface to adjacent worksurfaces, cantilever brackets will need to be ordered.
- Keyboard platforms travel from –6" to +6" relative to main worksurface with lift-to-adjust, spring-assisted release. Keyboard platform articulates from +9° to –15° tilt.

Altitude® Tables — See Seating, Collaboration, and Tables Price List

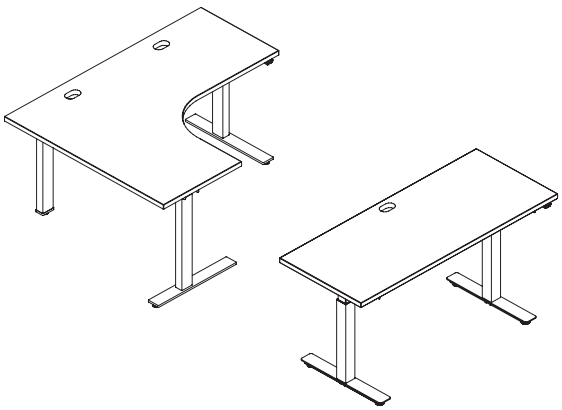

2- and 3-Stage Height-Adjustable Tables

Allsteel's new Altitude electric height-adjustable tables provide the perfect combination of functionality and user control.

The sit-to-stand adjustment encourages posture changes throughout the day and has been shown to increase workplace satisfaction and overall comfort. These easy-to-operate tables can accommodate different workstyles, making it an ideal solution for any work environment.

Worksurfaces

Stride® — Working with Screens and Modesty Panels

GSA Reference Page

Desk screens and modesty panels provide light-scale space division. There are four options available: full desk screens, shared desk screens, desk modesty panels, and leg modesty panels.

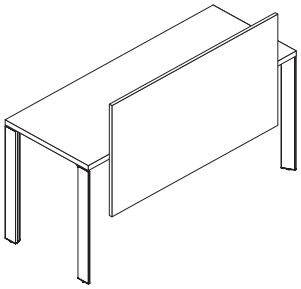

Full desk screens extend above and below the worksurface acting as both a screen and a modesty panel. They are 28"H and available in painted wood or painted wood with fabric Insert. Landscape™ surface material will soon be available as an additional finish option.

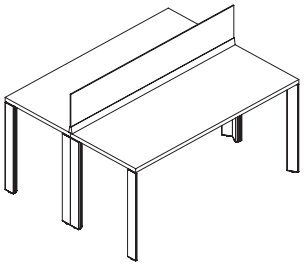

Shared desk screens are for use above the worksurface in a back-to-back application for added privacy. They are 13"H and are available in ⅜" Clear or Frosted Glass.

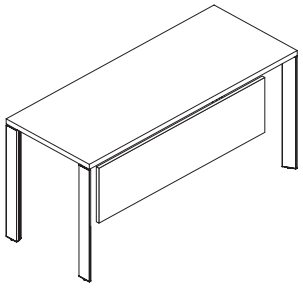

Modesty panels are for use below the worksurface. They must be used with Stride desking worksurfaces or a systems worksurface with an external support channel installed. An optional worksurface wire manager conceals hardware. They are 14"H and available in ¾" thick painted wood or ¼" thick Landscape surface material.

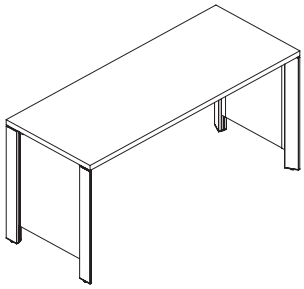

Leg modesty panels are used between two post legs on either a 24"D or a 30"D worksurface. They are 29"H and are available in Landscape surface material.

Specification Rules for Desk-Mounted Screens and Modesty Panels

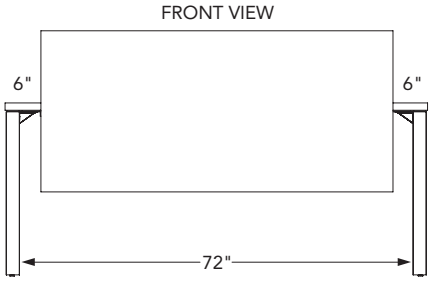

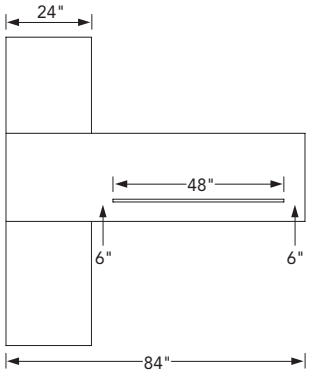

High Credenzas — TOP VIEW

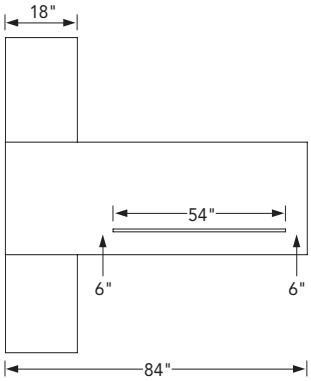

Low Credenzas — TOP VIEW

Freestanding Table Applications:
Subtract 12" from the size of the table/worksurface to get the recommended screen or modesty widths.

Example for an 72"W table: 72" – 12" = 60"W

Specify a 60"W screen and center-mount on the table.

Credenza-based Layered Applications:

- **High credenzas** — Subtract 24" for the credenza depth and an additional 12" from the width of the worksurface to get the recommended width.

  Example for an 84"W table: 84" – (24" + 12") = 48"W

  Specify a 48"W screen and center-mount on the worksurface opening.

- **Low credenzas** — Subtract 18" for the credenza depth and an additional 12" from the width of the worksurface to get to the recommended screen width.

  Example for an 84"W table: 84" – (18" + 12") = 54"W

  Specify a 54"W screen and center-mount on the worksurface opening.

GSA Reference Page

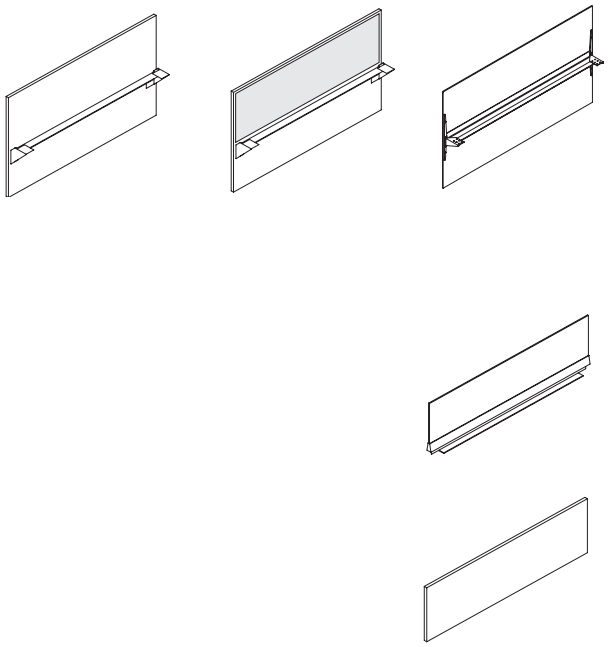

Screens and Modesty Panels

Full Desk Screens (page 143)
- Extend 13" above the worksurface to provide desktop privacy and 14" below the worksurface as a modesty panel.
- Width of full screen must be 12" less than the width of the worksurface. If used on a worksurface attached to a credenza rail, the width of the screen must be 3½" less than the width of the worksurface.
- Painted wood full desk screens are ¾" thick, plus a 1"gap for cord management between worksurface and screen.
- Painted wood with fabric insert screens are ¾" thick painted wood with a tackable fabric insert on the user's side.
- Landscape™ surface screens are ¼" thick Frosted Translucent.

Shared Desk Screens (page 143)
- Provide privacy above the worksurface in back-to-back or side-to-side applications.
- Shared screens extend 13" above the worksurface to align with 42½"H panels and storage.
- Available in ⅜" thick Clear or Frosted glass.

Modesty Panels (page 144)
- Includes attachment hardware.

Worksurfaces

Stride® — Primary

For specification information see pages 88-103. For non-standard worksurface sizes see page 136.

Laminate

GSA SIN 711-1

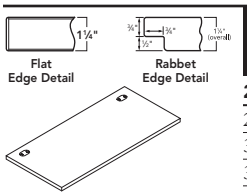

Description	Laminate w/Flat Edge Model	Laminate w/Rabbet Edge Model	Laminate w/Flat Edge L1 List Price	Laminate w/Flat Edge L2 List Price	Laminate w/Flat Edge L3 List Price	Laminate w/Rabbet Edge L1 List Price	Laminate w/Rabbet Edge L2 List Price	Laminate w/Rabbet Edge L3 List Price
20"D Primary Worksurfaces								
24"W	**T52024S**	**ZR52024S** D	$ 229	$ 239	$ 253	$ 333	$ 348	$ 367
30"W	**T52030S**	**ZR52030S** D	$ 242	$ 253	$ 267	$ 352	$ 368	$ 387
36"W	**T52036S**	**ZR52036S** D	$ 270	$ 282	$ 298	$ 395	$ 415	$ 434
42"W	**T52042S**	**ZR52042S** D	$ 303	$ 317	$ 334	$ 442	$ 465	$ 486
48"W	**T52048S**	**ZR52048S** D	$ 327	$ 342	$ 360	$ 479	$ 504	$ 526
54"W	**T52054S**	**ZR52054S** D	$ 354	$ 371	$ 389	$ 517	$ 543	$ 567
60"W	**T52060S**	**ZR52060S** D	$ 401	$ 422	$ 441	$ 588	$ 617	$ 646
66"W	**T52066S**	**ZR52066S** D	$ 435	$ 458	$ 478	$ 637	$ 668	$ 700
72"W	**T52072S**	**ZR52072S** D	$ 454	$ 478	$ 498	$ 663	$ 696	$ 729
78"W	**T52078S**	**ZR52078S** D	$ 590	$ 620	$ 649	$ 861	$ 903	$ 946
84"W	**T52084S**	**ZR52084S** D	$ 616	$ 647	$ 677	$ 901	$ 946	$ 990
90"W	**T52090S**	**ZR52090S** D	$ 728	$ 764	$ 800	$ 1066	$ 1118	$ 1172
96"W	**T52096S**	**ZR52096S** D	$ 764	$ 802	$ 840	$ 1122	$ 1177	$ 1234

Notes: 1) Add Suffix and upcharge for primary worksurfaces to span a "T" or extended straight connection:
Suffix = TZ (Stride — adds 3⅛" to width) $32 upcharge. *Example:* **T52060STZ**
2) Add Suffix "N" to a model number for no grommets, no upcharge. *Examples:* **T52036SN T52060STZN ZR52024SN**
3) Add Suffix "S" for scallop wire management detail for flat edge models only — no upcharge. *Example:* **T52036SS**

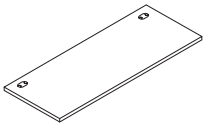

24"D Primary Worksurfaces								
24"W	**T52424S**	**ZR52424S** D	$ 240	$ 251	$ 265	$ 351	$ 367	$ 386
30"W	**T52430S**	**ZR52430S** D	$ 253	$ 265	$ 279	$ 371	$ 388	$ 408
36"W	**T52436S**	**ZR52436S** D	$ 284	$ 297	$ 313	$ 418	$ 440	$ 459
42"W	**T52442S**	**ZR52442S** D	$ 319	$ 333	$ 351	$ 464	$ 488	$ 510
48"W	**T52448S**	**ZR52448S** D	$ 345	$ 362	$ 379	$ 502	$ 528	$ 551
54"W	**T52454S**	**ZR52454S** D	$ 372	$ 392	$ 409	$ 544	$ 571	$ 597
60"W	**T52460S**	**ZR52460S** D	$ 423	$ 445	$ 464	$ 616	$ 647	$ 677
66"W	**T52466S**	**ZR52466S** D	$ 459	$ 483	$ 504	$ 671	$ 705	$ 738
72"W	**T52472S**	**ZR52472S** D	$ 478	$ 503	$ 524	$ 697	$ 732	$ 766
78"W	**T52478S**	**ZR52478S** D	$ 620	$ 651	$ 681	$ 906	$ 951	$ 996
84"W	**T52484S**	**ZR52484S** D	$ 648	$ 681	$ 712	$ 949	$ 996	$ 1043
90"W	**T52490S**	**ZR52490S** D	$ 767	$ 805	$ 843	$ 1121	$ 1176	$ 1233
96"W	**T52496S**	**ZR52496S** D	$ 804	$ 844	$ 884	$ 1177	$ 1236	$ 1294

Notes: 1) Add Suffix and upcharge for primary worksurfaces to span a "T" or extended straight connection:
Suffix = T2 (Terrace — adds 2¾" to width) $32 upcharge
Suffix = TZ (Stride — adds 3⅛" to width) $32 upcharge
Examples: **T52460STZ ZR52424ST2**
2) Add Suffix "N" to a model number for no grommets, no upcharge. *Examples:* **T52436SN T52460STZN ZR52424SN**
3) Add Suffix "S" for scallop wire management detail for flat edge models only — no upcharge. *Example:* **T52436SS**

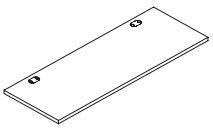

24"D Primary Desking Worksurfaces								
48"W	**Z52448SDP**	**ZR52448SDP** D	$ 384	$ 399	$ 417	$ 544	$ 569	$ 592
54"W	**Z52454SDP**	**ZR52454SDP** D	$ 415	$ 432	$ 451	$ 589	$ 617	$ 641
60"W	**Z52460SDP**	**ZR52460SDP** D	$ 470	$ 492	$ 510	$ 670	$ 701	$ 731
66"W	**Z52466SDP**	**ZR52466SDP** D	$ 513	$ 536	$ 556	$ 727	$ 760	$ 792
72"W	**Z52472SDP**	**ZR52472SDP** D	$ 535	$ 562	$ 587	$ 758	$ 792	$ 825
78"W	**Z52478SDP**	**ZR52478SDP** D	$ 684	$ 714	$ 744	$ 979	$ 1023	$ 1067
84"W	**Z52484SDP**	**ZR52484SDP** D	$ 719	$ 751	$ 781	$ 1022	$ 1068	$ 1114

Notes: 1) Add Suffix "N" to a model number for no grommets, no upcharge.
2) Desking worksurfaces have an external support channel that extends 1¼" below the worksurface and the grommets are 8⅝" from the side edge and 1½" from the back edge (on non-desking worksurfaces, grommets are 2⅞" from the side edge and 3⅛" from the back edge).
3) Add Suffix "S" for scallop wire management detail for flat edge models only — no upcharge. *Example:* **Z52448SDSP**

D *Discontinued 12/31/2015*

How to specify —	*1st Option:*	*2nd Option:*	*3rd Option:*	*4th Option:*
Select the Model Number from above. Add suffix if applicable: "**N**" for No Grommets — no upcharge "**S**" for Scallops — no upcharge "**TZ**" for Stride T-Span — $32 upcharge "**T2**" for Terrace T-Span — $32 upcharge	**Laminate:** See inside front cover for finishes.	**Edge Trim Color:** See inside front cover for finishes.	**Grommet Type:** **P** Oval Plastic (will match edge trim on laminate) **M** Oval Metal (Add $11 per grommet) **S** Square Metal (Add $11 per grommet)	**Grommet Color (Metal only):** **EL** Matte Silver
_____ .	_____ .	_____ .	_____	**E L**

Examples: **T52084S.TM33.EU.P ZR52424STZ.TM33.EU.MEL Z52466SDP.TM33.EU.P**

Worksurfaces

Stride® — Primary

Laminate

GSA SIN 711-1

For specification information see pages 88-103.

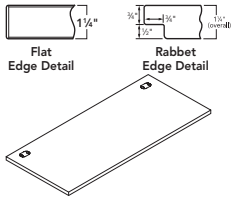

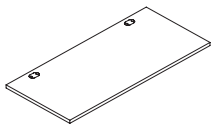

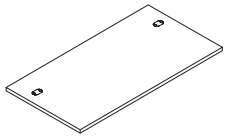

Recessed Grommets shown

Description	Laminate w/Flat Edge Model	Laminate w/Rabbet Edge Model	Laminate w/Flat Edge L1 List Price	Laminate w/Flat Edge L2 List Price	Laminate w/Flat Edge L3 List Price	Laminate w/Rabbet Edge L1 List Price	Laminate w/Rabbet Edge L2 List Price	Laminate w/Rabbet Edge L3 List Price
30"D Primary Worksurfaces								
24"W	T53024S	ZR53024S D	$ 253	$ 265	$ 279	$ 371	$ 388	$ 408
30"W	T53030S	ZR53030S D	$ 304	$ 318	$ 335	$ 444	$ 467	$ 488
36"W	T53036S	ZR53036S D	$ 327	$ 342	$ 360	$ 478	$ 503	$ 525
42"W	T53042S	ZR53042S D	$ 353	$ 370	$ 388	$ 515	$ 541	$ 565
48"W	T53048S	ZR53048S D	$ 372	$ 392	$ 409	$ 544	$ 571	$ 597
54"W	T53054S	ZR53054S D	$ 415	$ 437	$ 456	$ 604	$ 634	$ 664
60"W	T53060S	ZR53060S D	$ 463	$ 487	$ 508	$ 676	$ 710	$ 743
66"W	T53066S	ZR53066S D	$ 498	$ 524	$ 547	$ 728	$ 764	$ 801
72"W	T53072S	ZR53072S D	$ 540	$ 568	$ 593	$ 790	$ 829	$ 869
78"W	T53078S	ZR53078S D	$ 701	$ 736	$ 771	$ 1024	$ 1074	$ 1126
84"W	T53084S	ZR53084S D	$ 732	$ 768	$ 805	$ 1070	$ 1122	$ 1176
90"W	T53090S	ZR53090S D	$ 872	$ 915	$ 958	$ 1274	$ 1337	$ 1401
96"W	T53096S	ZR53096S D	$ 900	$ 944	$ 989	$ 1316	$ 1382	$ 1446
30"D Primary Desking Worksurfaces								
48"W	Z53048SDP	ZR53048SDP D	$ 410	$ 427	$ 446	$ 584	$ 612	$ 637
54"W	Z53054SDP	ZR53054SDP D	$ 456	$ 477	$ 495	$ 650	$ 680	$ 709
60"W	Z53060SDP	ZR53060SDP D	$ 512	$ 535	$ 556	$ 728	$ 761	$ 794
66"W	Z53066SDP	ZR53066SDP D	$ 552	$ 577	$ 599	$ 786	$ 822	$ 856
72"W	Z53072SDP	ZR53072SDP D	$ 599	$ 626	$ 650	$ 851	$ 890	$ 928
78"W	Z53078SDP	ZR53078SDP D	$ 764	$ 798	$ 831	$ 1091	$ 1141	$ 1191
84"W	Z53084SDP	ZR53084SDP D	$ 802	$ 837	$ 873	$ 1144	$ 1196	$ 1249
36"D Primary Worksurfaces								
60"W	T53660S	N/A	$ 581	$ 610	$ 639	N/A	N/A	N/A
66"W	T53666S	N/A	$ 631	$ 663	$ 693	N/A	N/A	N/A
72"W	T53672S	N/A	$ 674	$ 708	$ 740	N/A	N/A	N/A

Notes: 1) Add Suffix and upcharge for 30"D primary worksurfaces to span a "T" or extended straight connection:
Suffix = TZ (Stride — adds 3⅛" to width) $32 upcharge
Suffix = T2 (Terrace — adds 2¾" to width) $32 upcharge
Examples: **T53060STZ** **ZR53024ST2**

2) Add Suffix "N" to a model number for no grommets, no upcharge.
Examples: **T53036SN** **ZR52024SN** **T53024STZN**

3) Add Suffix "R" to a model number for recessed grommets on 36"D primary worksurrfaces only, no upcharge. Recessed grommets are inset 6" from standard location to provide conference overhang in desking applications. *Example:* **T53660SR**

4) Desking worksurfaces have an external support channel that extends 1¼" below the worksurface and the grommets are 8⅝" from the side edge and 1½" from the back edge (on non-desking worksurfaces, grommets are 2⅞" from the side edge and 3⅛" from the back edge).

5) Add Suffix "S" for scallop wire management detail for flat edge models only — no upcharge.
Examples: **T53024SS** **Z53048SDSP** **T53660SS**

D ***Discontinued 12/31/2015***

How to specify —	*1st Option:*	*2nd Option:*	*3rd Option:*	*4th Option:*
Select the Model Number from above. Add suffix if applicable: "**N**" for No Grommets — no upcharge "**S**" for Scallops — no upcharge "**TZ**" for Stride T-Span — $32 upcharge "**T2**" for Terrace T-Span — $32 upcharge	**Laminate:** See inside front cover for finishes.	**Edge Trim Color:** See inside front cover for finishes.	**Grommet Type:** **P** Oval Plastic (will match edge trim on laminate) **M** Oval Metal (Add $11 per grommet) **S** Square Metal (Add $11 per grommet)	**Grommet Color (Metal only):** **EL** Matte Silver
_____ .	_____ .	_____ .	_____	E L

Examples: **T53084STZ.TM33.EU.P** **ZR53084S.TM33.E4.P**
ZR53024SDP.LT5C.EV.P

Worksurfaces

Stride® — Linear Taper

For specification information see pages 88-103.

Laminate

GSA SIN 711-1

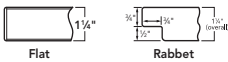

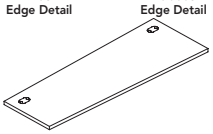

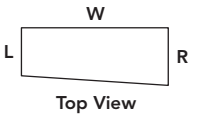

Top View

Description	Laminate w/Flat Edge Model	Laminate w/Rabbet Edge Model	Laminate w/Flat Edge L1 List Price	Laminate w/Flat Edge L2 List Price	Laminate w/Flat Edge L3 List Price	Laminate w/Rabbet Edge L1 List Price	Laminate w/Rabbet Edge L2 List Price	Laminate w/Rabbet Edge L3 List Price
20"D / 24"D Linear Taper Worksurfaces								
30"W x 20"L x 24"R	**Z5203024T**	**ZR5203024T** D	$ 335	$ 350	$ 368	$ 489	$ 514	$ 537
36"W x 20"L x 24"R	**Z5203624T**	**ZR5203624T** D	$ 356	$ 373	$ 391	$ 520	$ 546	$ 571
42"W x 20"L x 24"R	**Z5204224T**	**ZR5204224T** D	$ 384	$ 404	$ 422	$ 560	$ 588	$ 615
48"W x 20"L x 24"R	**Z5204824T**	**ZR5204824T** D	$ 408	$ 430	$ 448	$ 596	$ 626	$ 655
54"W x 20"L x 24"R	**Z5205424T**	**ZR5205424T** D	$ 453	$ 477	$ 497	$ 662	$ 695	$ 728
60"W x 20"L x 24"R	**Z5206024T**	**ZR5206024T** D	$ 502	$ 528	$ 552	$ 734	$ 771	$ 807
66"W x 20"L x 24"R	**Z5206624T**	**ZR5206624T** D	$ 543	$ 571	$ 596	$ 793	$ 832	$ 872
72"W x 20"L x 24"R	**Z5207224T**	**ZR5207224T** D	$ 589	$ 619	$ 648	$ 860	$ 902	$ 945
78"W x 20"L x 24"R	**Z5207824T**	**ZR5207824T** D	$ 706	$ 741	$ 776	$ 1032	$ 1082	$ 1135
84"W x 20"L x 24"R	**Z5208424T**	**ZR5208424T** D	$ 761	$ 799	$ 836	$ 1114	$ 1169	$ 1226
20"D / 24"D Linear Taper Desking Worksurfaces								
48"W x 20"L x 24"R	**Z5204824TDP**	**ZR5204824TDP** D	$ 447	$ 468	$ 486	$ 638	$ 668	$ 696
54"W x 20"L x 24"R	**Z5205424TDP**	**ZR5205424TDP** D	$ 494	$ 517	$ 537	$ 706	$ 739	$ 771
60"W x 20"L x 24"R	**Z5206024TDP**	**ZR5206024TDP** D	$ 551	$ 576	$ 598	$ 785	$ 821	$ 857
66"W x 20"L x 24"R	**Z5206624TDP**	**ZR5206624TDP** D	$ 597	$ 624	$ 649	$ 850	$ 889	$ 928
72"W x 20"L x 24"R	**Z5207224TDP**	**ZR5207224TDP** D	$ 646	$ 675	$ 703	$ 921	$ 963	$ 1005
78"W x 20"L x 24"R	**Z5207824TDP**	**ZR5207824TDP** D	$ 769	$ 803	$ 836	$ 1100	$ 1150	$ 1201
84"W x 20"L x 24"R	**Z5208424TDP**	**ZR5208424TDP** D	$ 832	$ 869	$ 905	$ 1189	$ 1243	$ 1299

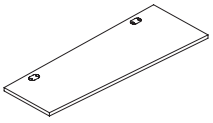

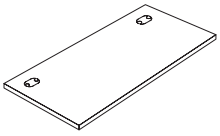

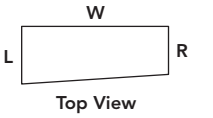

Top View

Description	Laminate w/Flat Edge Model	Laminate w/Rabbet Edge Model	Laminate w/Flat Edge L1 List Price	Laminate w/Flat Edge L2 List Price	Laminate w/Flat Edge L3 List Price	Laminate w/Rabbet Edge L1 List Price	Laminate w/Rabbet Edge L2 List Price	Laminate w/Rabbet Edge L3 List Price
24"D / 20"D Linear Taper Worksurfaces								
30"W x 24"L x 20"R	**Z5243020T**	**ZR5243020T** D	$ 335	$ 350	$ 368	$ 489	$ 514	$ 537
36"W x 24"L x 20"R	**Z5243620T**	**ZR5243620T** D	$ 356	$ 373	$ 391	$ 520	$ 546	$ 571
42"W x 24"L x 20"R	**Z5244220T**	**ZR5244220T** D	$ 384	$ 404	$ 422	$ 560	$ 588	$ 615
48"W x 24"L x 20"R	**Z5244820T**	**ZR5244820T** D	$ 408	$ 430	$ 448	$ 596	$ 626	$ 655
54"W x 24"L x 20"R	**Z5245420T**	**ZR5245420T** D	$ 453	$ 477	$ 497	$ 662	$ 695	$ 728
60"W x 24"L x 20"R	**Z5246020T**	**ZR5246020T** D	$ 502	$ 528	$ 552	$ 734	$ 771	$ 807
66"W x 24"L x 20"R	**Z5246620T**	**ZR5246620T** D	$ 543	$ 571	$ 596	$ 793	$ 832	$ 872
72"W x 24"L x 20"R	**Z5247220T**	**ZR5247220T** D	$ 589	$ 619	$ 648	$ 860	$ 902	$ 945
78"W x 24"L x 20"R	**Z5247820T**	**ZR5247820T** D	$ 706	$ 741	$ 776	$ 1032	$ 1082	$ 1135
84"W x 24"L x 20"R	**Z5248420T**	**ZR5248420T** D	$ 761	$ 799	$ 836	$ 1114	$ 1169	$ 1226
24"D / 20"D Linear Taper Desking Worksurfaces								
48"W x 24"L x 20"R	**Z5244820TDP**	**ZR5244820TDP** D	$ 447	$ 468	$ 486	$ 638	$ 668	$ 696
54"W x 24"L x 20"R	**Z5245420TDP**	**ZR5245420TDP** D	$ 494	$ 517	$ 537	$ 706	$ 739	$ 771
60"W x 24"L x 20"R	**Z5246020TDP**	**ZR5246020TDP** D	$ 551	$ 576	$ 598	$ 785	$ 821	$ 857
66"W x 24"L x 20"R	**Z5246620TDP**	**ZR5246620TDP** D	$ 597	$ 624	$ 649	$ 850	$ 889	$ 928
72"W x 24"L x 20"R	**Z5247220TDP**	**ZR5247220TDP** D	$ 646	$ 675	$ 703	$ 921	$ 963	$ 1005
78"W x 24"L x 20"R	**Z5247820TDP**	**ZR5247820TDP** D	$ 769	$ 803	$ 836	$ 1100	$ 1150	$ 1201
84"W x 24"L x 20"R	**Z5248420TDP**	**ZR5248420TDP** D	$ 832	$ 869	$ 905	$ 1189	$ 1243	$ 1299

Notes: 1) Add Suffix "N" to a model number for no grommets, no upcharge.

2) Desking worksurfaces have an external support channel that extends 1¼" below the worksurface and the grommets are 8⅝" from the side edge and 1½" from the back edge (on non-desking worksurfaces, grommets are 2⅞" from the side edge and 3⅛" from the back edge).

3) Add Suffix "S" for scallop wire management detail for flat edge models only — no upcharge.

Examples: **Z5203024TS** **Z5207224TDSP**

D *Discontinued 12/31/2015*

How to specify —	*1st Option:*	*2nd Option:*	*3rd Option:*	*4th Option:*
Select the Model Number from above. Add suffix if applicable: "**N**" for No Grommets — no upcharge "**S**" for Scallops — no upcharge	**Laminate:** See inside front cover for finishes.	**Edge Trim Color:** See inside front cover for finishes.	**Grommet Type:** **P** Oval Plastic (will match edge trim on laminate) **M** Oval Metal (Add $11 per grommet) **S** Square Metal (Add $11 per grommet)	**Grommet Color (Metal only):** **EL** Matte Silver
Z _____ .	_____ .	_____ .	_____	**E L**

Examples: **Z5204824T.TM33.E4.P** **ZR5204824TDP.TM33.E4.P**

Worksurfaces

Stride® — Linear Taper

For specification information see pages 88-103.

Laminate

GSA SIN 711-1

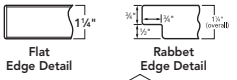

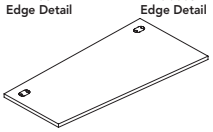

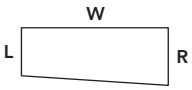

Top View

Description	Laminate w/Flat Edge Model	Laminate w/Rabbet Edge Model	Laminate w/Flat Edge L1 List Price	Laminate w/Flat Edge L2 List Price	Laminate w/Flat Edge L3 List Price	Laminate w/Rabbet Edge L1 List Price	Laminate w/Rabbet Edge L2 List Price	Laminate w/Rabbet Edge L3 List Price
24"D / 30"D Linear Taper Worksurfaces								
30"W x 24"L x 30"R	**Z5243030T**	**ZR5243030T D**	$ 352	$ 369	$ 387	$ 517	$ 543	$ 567
36"W x 24"L x 30"R	**Z5243630T**	**ZR5243630T D**	$ 374	$ 394	$ 411	$ 548	$ 576	$ 601
42"W x 24"L x 30"R	**Z5244230T**	**ZR5244230T D**	$ 402	$ 423	$ 442	$ 590	$ 619	$ 649
48"W x 24"L x 30"R	**Z5244830T**	**ZR5244830T D**	$ 429	$ 452	$ 471	$ 628	$ 659	$ 690
54"W x 24"L x 30"R	**Z5245430T**	**ZR5245430T D**	$ 474	$ 499	$ 520	$ 695	$ 730	$ 764
60"W x 24"L x 30"R	**Z5246030T**	**ZR5246030T D**	$ 529	$ 556	$ 581	$ 773	$ 811	$ 850
66"W x 24"L x 30"R	**Z5246630T**	**ZR5246630T D**	$ 571	$ 600	$ 628	$ 835	$ 876	$ 918
72"W x 24"L x 30"R	**Z5247230T**	**ZR5247230T D**	$ 618	$ 649	$ 679	$ 904	$ 949	$ 994
78"W x 24"L x 30"R	**Z5247830T**	**ZR5247830T D**	$ 743	$ 780	$ 817	$ 1089	$ 1142	$ 1196
84"W x 24"L x 30"R	**Z5248430T**	**ZR5248430T D**	$ 802	$ 842	$ 882	$ 1172	$ 1230	$ 1289
24"D / 30"D Linear Taper Desking Worksurfaces								
48"W x 24"L x 30"R	**Z5244830TDP**	**ZR5244830TDP D**	$ 468	$ 490	$ 509	$ 670	$ 701	$ 732
54"W x 24"L x 30"R	**Z5245430TDP**	**ZR5245430TDP D**	$ 518	$ 542	$ 563	$ 740	$ 774	$ 807
60"W x 24"L x 30"R	**Z5246030TDP**	**ZR5246030TDP D**	$ 577	$ 603	$ 628	$ 823	$ 862	$ 899
66"W x 24"L x 30"R	**Z5246630TDP**	**ZR5246630TDP D**	$ 626	$ 654	$ 681	$ 893	$ 934	$ 974
72"W x 24"L x 30"R	**Z5247230TDP**	**ZR5247230TDP D**	$ 677	$ 707	$ 737	$ 965	$ 1009	$ 1053
78"W x 24"L x 30"R	**Z5247830TDP**	**ZR5247830TDP D**	$ 807	$ 843	$ 879	$ 1153	$ 1206	$ 1259
84"W x 24"L x 30"R	**Z5248430TDP**	**ZR5248430TDP D**	$ 872	$ 911	$ 949	$ 1246	$ 1302	$ 1362

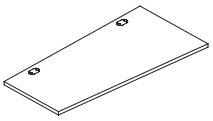

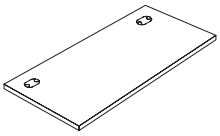

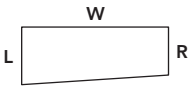

Top View

Description	Laminate w/Flat Edge Model	Laminate w/Rabbet Edge Model	Laminate w/Flat Edge L1 List Price	Laminate w/Flat Edge L2 List Price	Laminate w/Flat Edge L3 List Price	Laminate w/Rabbet Edge L1 List Price	Laminate w/Rabbet Edge L2 List Price	Laminate w/Rabbet Edge L3 List Price
30"D / 24"D Linear Taper Worksurfaces								
30"W x 30"L x 24"R	**Z5303024T**	**ZR5303024T D**	$ 352	$ 369	$ 387	$ 517	$ 543	$ 567
36"W x 30"L x 24"R	**Z5303624T**	**ZR5303624T D**	$ 374	$ 394	$ 411	$ 548	$ 576	$ 601
42"W x 30"L x 24"R	**Z5304224T**	**ZR5304224T D**	$ 402	$ 423	$ 442	$ 590	$ 619	$ 649
48"W x 30"L x 24"R	**Z5304824T**	**ZR5304824T D**	$ 429	$ 452	$ 471	$ 628	$ 659	$ 690
54"W x 30"L x 24"R	**Z5305424T**	**ZR5305424T D**	$ 474	$ 499	$ 520	$ 695	$ 730	$ 764
60"W x 30"L x 24"R	**Z5306024T**	**ZR5306024T D**	$ 529	$ 556	$ 581	$ 773	$ 811	$ 850
66"W x 30"L x 24"R	**Z5306624T**	**ZR5306624T D**	$ 571	$ 600	$ 628	$ 835	$ 876	$ 918
72"W x 30"L x 24"R	**Z5307224T**	**ZR5307224T D**	$ 618	$ 649	$ 679	$ 904	$ 949	$ 994
78"W x 30"L x 24"R	**Z5307824T**	**ZR5307824T D**	$ 743	$ 780	$ 817	$ 1089	$ 1142	$ 1196
84"W x 30"L x 24"R	**Z5308424T**	**ZR5308424T D**	$ 802	$ 842	$ 882	$ 1172	$ 1230	$ 1289
30"D / 24"D Linear Taper Desking Worksurfaces								
48"W x 30"L x 24"R	**Z5304824TDP**	**ZR5304824TDP D**	$ 468	$ 490	$ 509	$ 670	$ 701	$ 732
54"W x 30"L x 24"R	**Z5305424TDP**	**ZR5305424TDP D**	$ 518	$ 542	$ 563	$ 740	$ 774	$ 807
60"W x 30"L x 24"R	**Z5306024TDP**	**ZR5306024TDP D**	$ 577	$ 603	$ 628	$ 823	$ 862	$ 899
66"W x 30"L x 24"R	**Z5306624TDP**	**ZR5306624TDP D**	$ 626	$ 654	$ 681	$ 893	$ 934	$ 974
72"W x 30"L x 24"R	**Z5307224TDP**	**ZR5307224TDP D**	$ 677	$ 707	$ 737	$ 965	$ 1009	$ 1053
78"W x 30"L x 24"R	**Z5307824TDP**	**ZR5307824TDP D**	$ 807	$ 843	$ 879	$ 1153	$ 1206	$ 1259
84"W x 30"L x 24"R	**Z5308424TDP**	**ZR5308424TDP D**	$ 872	$ 911	$ 949	$ 1246	$ 1302	$ 1362

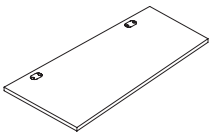

Notes: 1) Add Suffix "N" to a model number for no grommets, no upcharge.

2) Desking worksurfaces have an external support channel that extends 1¼" below the worksurface and the grommets are 8⅛" from the side edge and 1½" from the back edge (on non-desking worksurfaces, grommets are 2⅞" from the side edge and 3⅛" from the back edge).

3) Add Suffix "S" for scallop wire management detail for flat edge models only — no upcharge.

Examples: **Z5248430TS** **Z5307224TDSP**

D ***Discontinued 12/31/2015***

How to specify —	*1st Option:*	*2nd Option:*	*3rd Option:*	*4th Option:*
Select the Model Number from above. Add suffix if applicable: "**N**" for No Grommets — no upcharge "**S**" for Scallops — no upcharge	**Laminate:** See inside front cover for finishes.	**Edge Trim Color:** See inside front cover for finishes.	**Grommet Type:** **P** Oval Plastic (will match edge trim on laminate) **M** Oval Metal (Add $11 per grommet) **S** Square Metal (Add $11 per grommet)	**Grommet Color (Metal only):** **EL** Matte Silver
Z _____ .	_____ .	_____ .	_____	**E L**

Examples: **Z5303024T.TM33.E4.MEL** **ZR5244830TDP.LT3B.EH.SEL**

Worksurfaces

Stride® — Linear Saddle

For specification information see pages 88-103.

Laminate

GSA SIN 711-1

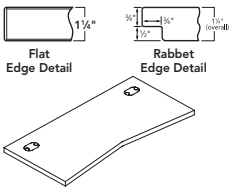

Description	Laminate w/Flat Edge Model	Laminate w/Rabbet Edge Model	Laminate w/Flat Edge L1 List Price	Laminate w/Flat Edge L2 List Price	Laminate w/Flat Edge L3 List Price	Laminate w/Rabbet Edge L1 List Price	Laminate w/Rabbet Edge L2 List Price	Laminate w/Rabbet Edge L3 List Price
20"D[1] x 17½"D[2] Linear Saddle Worksurfaces								
36"W x 20"D[1] x 17½"D[2]	Z52036LS	ZR52036LS D	$ 325	$ 340	$ 358	$ 475	$ 499	$ 522
42"W x 20"D[1] x 17½"D[2]	Z52042LS	ZR52042LS D	$ 351	$ 368	$ 386	$ 513	$ 539	$ 563
48"W x 20"D[1] x 17½"D[2]	Z52048LS	ZR52048LS D	$ 379	$ 399	$ 416	$ 523	$ 550	$ 574
24"D[1] x 21½"D[2] Linear Saddle Worksurfaces								
42"W x 24"D[1] x 21½"D[2]	Z52442LS	ZR52442LS D	$ 341	$ 358	$ 375	$ 498	$ 523	$ 547
48"W x 24"D[1] x 21½"D[2]	Z52448LS	ZR52448LS D	$ 369	$ 389	$ 406	$ 538	$ 565	$ 589
54"W x 24"D[1] x 21½"D[2]	Z52454LS	ZR52454LS D	$ 398	$ 419	$ 437	$ 581	$ 610	$ 639
60"W x 24"D[1] x 21½"D[2]	Z52460LS	ZR52460LS D	$ 453	$ 477	$ 497	$ 662	$ 695	$ 728
66"W x 24"D[1] x 21½"D[2]	Z52466LS	ZR52466LS D	$ 492	$ 517	$ 541	$ 718	$ 754	$ 789
72"W x 24"D[1] x 21½"D[2]	Z52472LS	ZR52472LS D	$ 511	$ 537	$ 562	$ 747	$ 784	$ 821
78"W x 24"D[1] x 21½"D[2]	Z52478LS	ZR52478LS D	$ 613	$ 644	$ 674	$ 896	$ 941	$ 985
84"W x 24"D[1] x 21½"D[2]	Z52484LS	ZR52484LS D	$ 663	$ 696	$ 728	$ 967	$ 1015	$ 1062
24"D[1] x 21½"D[2] Linear Saddle Desking Worksurfaces								
48"W x 24"D[1] x 21½"D[2]	Z52448LSDP	ZR52448LSDP D	$ 407	$ 424	$ 442	$ 582	$ 610	$ 634
54"W x 24"D[1] x 21½"D[2]	Z52454LSDP	ZR52454LSDP D	$ 441	$ 461	$ 479	$ 627	$ 656	$ 683
60"W x 24"D[1] x 21½"D[2]	Z52460LSDP	ZR52460LSDP D	$ 499	$ 522	$ 542	$ 714	$ 747	$ 778
66"W x 24"D[1] x 21½"D[2]	Z52466LSDP	ZR52466LSDP D	$ 545	$ 570	$ 591	$ 776	$ 811	$ 845
72"W x 24"D[1] x 21½"D[2]	Z52472LSDP	ZR52472LSDP D	$ 569	$ 594	$ 618	$ 808	$ 844	$ 880
78"W x 24"D[1] x 21½"D[2]	Z52478LSDP	ZR52478LSDP D	$ 678	$ 708	$ 737	$ 964	$ 1008	$ 1051
84"W x 24"D[1] x 21½"D[2]	Z52484LSDP	ZR52484LSDP D	$ 733	$ 765	$ 796	$ 1042	$ 1089	$ 1136
30"D[1] x 27½"D[2] Linear Saddle Worksurfaces								
48"W x 30"D[1] x 27½"D[2]	Z53048LS	ZR53048LS D	$ 398	$ 419	$ 437	$ 581	$ 610	$ 639
54"W x 30"D[1] x 27½"D[2]	Z53054LS	ZR53054LS D	$ 449	$ 472	$ 493	$ 653	$ 686	$ 717
60"W x 30"D[1] x 27½"D[2]	Z53060LS	ZR53060LS D	$ 496	$ 522	$ 545	$ 724	$ 760	$ 795
66"W x 30"D[1] x 27½"D[2]	Z53066LS	ZR53066LS D	$ 537	$ 564	$ 590	$ 787	$ 826	$ 866
72"W x 30"D[1] x 27½"D[2]	Z53072LS	ZR53072LS D	$ 579	$ 608	$ 637	$ 847	$ 888	$ 931
78"W x 30"D[1] x 27½"D[2]	Z53078LS	ZR53078LS D	$ 694	$ 729	$ 763	$ 1017	$ 1067	$ 1118
84"W x 30"D[1] x 27½"D[2]	Z53084LS	ZR53084LS D	$ 750	$ 787	$ 824	$ 1046	$ 1097	$ 1150
30"D[1] x 27½"D[2] Linear Saddle Desking Worksurfaces								
48"W x 30"D[1] x 27½"D[2]	Z53048LSDP	ZR53048LSDP D	$ 437	$ 458	$ 475	$ 623	$ 652	$ 679
54"W x 30"D[1] x 27½"D[2]	Z53054LSDP	ZR53054LSDP D	$ 490	$ 513	$ 532	$ 699	$ 731	$ 763
60"W x 30"D[1] x 27½"D[2]	Z53060LSDP	ZR53060LSDP D	$ 544	$ 569	$ 591	$ 776	$ 811	$ 846
66"W x 30"D[1] x 27½"D[2]	Z53066LSDP	ZR53066LSDP D	$ 592	$ 619	$ 643	$ 844	$ 883	$ 921
72"W x 30"D[1] x 27½"D[2]	Z53072LSDP	ZR53072LSDP D	$ 638	$ 666	$ 694	$ 912	$ 954	$ 995
78"W x 30"D[1] x 27½"D[2]	Z53078LSDP	ZR53078LSDP D	$ 758	$ 792	$ 824	$ 1085	$ 1135	$ 1185
84"W x 30"D[1] x 27½"D[2]	Z53084LSDP	ZR53084LSDP D	$ 820	$ 856	$ 892	$ 1122	$ 1173	$ 1224

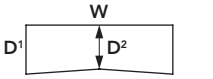

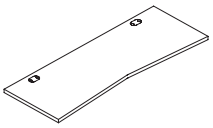

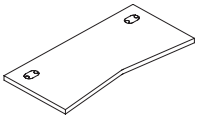

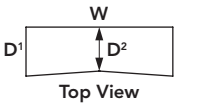

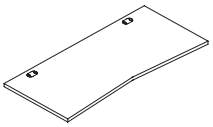

Notes: 1) Add Suffix "N" to a model number for no grommets, no upcharge.

2) Desking worksurfaces have an external support channel that extends 1¼" below the worksurface and the grommets are 8⅝" from the side edge and 1½" from the back edge (on non-desking worksurfaces, grommets are 2⅞" from the side edge and 3⅛" from the back edge).

3) Add Suffix "S" for scallop wire management detail for flat edge models only — no upcharge.

Examples: **Z52042LSS** **Z53060LSDSP**

D ***Discontinued 12/31/2015***

How to specify —	*1st Option:*	*2nd Option:*	*3rd Option:*	*4th Option:*
Select the Model Number from above. Add suffix if applicable: "**N**" for No Grommets — no upcharge "**S**" for Scallops — no upcharge	**Laminate:** See inside front cover for finishes.	**Edge Trim Color:** See inside front cover for finishes.	**Grommet Type:** **P** Oval Plastic (will match edge trim on laminate) **M** Oval Metal (Add $11 per grommet) **S** Square Metal (Add $11 per grommet)	**Grommet Color (Metal only):** **EL** Matte Silver
Z _____ . _____ . _____ .				E L

Examples: **Z52472LS.TM33.EU.P** **ZR52448LSDP.LM14.EW.MEL**

Worksurfaces

Stride® — Linear Corner and Linear Corner Cove

For specification information see pages 88-103.

Laminate

GSA SIN 711-1

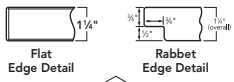

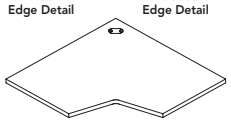

Description	Laminate w/Flat Edge Model	Laminate w/Rabbet Edge Model	Laminate w/Flat Edge L1 List Price	Laminate w/Flat Edge L2 List Price	Laminate w/Flat Edge L3 List Price	Laminate w/Rabbet Edge L1 List Price	Laminate w/Rabbet Edge L2 List Price	Laminate w/Rabbet Edge L3 List Price
20"D Linear Corner Symmetrical Worksurfaces								
30"W	Z52030CL	ZR52030CL D	$ 415	$ 437	$ 456	$ 604	$ 634	$ 664
36"W	Z52036CL	ZR52036CL D	$ 447	$ 470	$ 491	$ 652	$ 685	$ 716
42"W	Z52042CL	ZR52042CL D	$ 480	$ 505	$ 527	$ 701	$ 736	$ 770
48"W	Z52048CL	ZR52048CL D	$ 549	$ 577	$ 604	$ 803	$ 843	$ 883
24"D Linear Corner Symmetrical Worksurfaces								
36"W	Z52436CL	ZR52436CL D	$ 480	$ 505	$ 527	$ 701	$ 736	$ 770
42"W	Z52442CL	ZR52442CL D	$ 512	$ 538	$ 563	$ 750	$ 787	$ 824
48"W	Z52448CL	ZR52448CL D	$ 582	$ 612	$ 640	$ 851	$ 893	$ 935
24"D Linear Corner Asymmetrical Worksurfaces — Left								
36"W x 24"L x 20"R	Z5L36CL	ZR5L36CL D	$ 463	$ 487	$ 508	$ 676	$ 710	$ 743
42"W x 24"L x 20"R	Z5L42CL	ZR5L42CL D	$ 496	$ 522	$ 545	$ 724	$ 760	$ 795
48"W x 24"L x 20"R	Z5L48CL	ZR5L48CL D	$ 566	$ 595	$ 623	$ 827	$ 868	$ 909
24"D Linear Corner Asymmetrical Worksurfaces — Right								
36"W x 20"L x 24"R	Z5R36CL	ZR5R36CL D	$ 463	$ 487	$ 508	$ 676	$ 710	$ 743
42"W x 20"L x 24"R	Z5R42CL	ZR5R42CL D	$ 496	$ 522	$ 545	$ 724	$ 760	$ 795
48"W x 20"L x 24"R	Z5R48CL	ZR5R48CL D	$ 566	$ 595	$ 623	$ 827	$ 868	$ 909

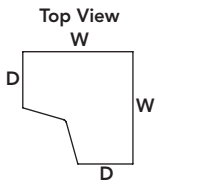

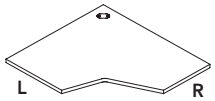

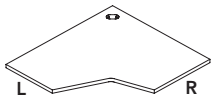

Note: Add Suffix N to model number for no grommets, no upcharge.
Example: **Z52436CLN**

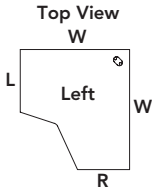

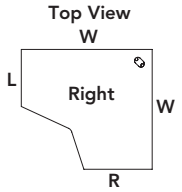

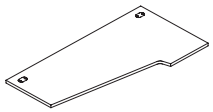

Linear Corner Cove Worksurfaces — Extended Left								
60"x 36"x 20"R x 24"L	Z56312LC	ZR56312LC D	$ 518	$ 545	$ 569	$ 759	$ 796	$ 834
60"x 36"x 24"R x 24"L	Z56322LC	ZR56322LC D	$ 549	$ 577	$ 604	$ 803	$ 843	$ 883
60"x 48"x 20"R x 24"L	Z56412LC	ZR56412LC D	$ 583	$ 613	$ 641	$ 853	$ 895	$ 937
60"x 48"x 24"R x 24"L	Z56422LC	ZR56422LC D	$ 616	$ 647	$ 677	$ 902	$ 947	$ 992
72"x 36"x 20"R x 24"L	Z57312LC	ZR57312LC D	$ 573	$ 602	$ 630	$ 836	$ 877	$ 919
72"x 36"x 24"R x 24"L	Z57322LC	ZR57322LC D	$ 606	$ 637	$ 666	$ 885	$ 929	$ 973
72"x 48"x 20"R x 24"L	Z57412LC	ZR57412LC D	$ 638	$ 670	$ 701	$ 932	$ 978	$ 1024
72"x 48"x 24"R x 24"L	Z57422LC	ZR57422LC D	$ 671	$ 705	$ 737	$ 980	$ 1028	$ 1077

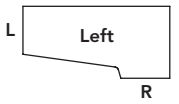

Linear Corner Cove Worksurfaces — Extended Right								
36"x 60"x 24"R x 20"L	Z53621LC	ZR53621LC D	$ 518	$ 545	$ 569	$ 759	$ 796	$ 834
36"x 60"x 24"R x 24"L	Z53622LC	ZR53622LC D	$ 549	$ 577	$ 604	$ 803	$ 843	$ 883
48"x 60"x 24"R x 20"L	Z54621LC	ZR54621LC D	$ 583	$ 613	$ 641	$ 853	$ 895	$ 937
48"x 60"x 24"R x 24"L	Z54622LC	ZR54622LC D	$ 616	$ 647	$ 677	$ 902	$ 947	$ 992
36"x 72"x 24"R x 20"L	Z53721LC	ZR53721LC D	$ 573	$ 602	$ 630	$ 836	$ 877	$ 919
36"x 72"x 24"R x 24"L	Z53722LC	ZR53722LC D	$ 606	$ 637	$ 666	$ 885	$ 929	$ 973
48"x 72"x 24"R x 20"L	Z54721LC	ZR54721LC D	$ 638	$ 670	$ 701	$ 932	$ 978	$ 1024
48"x 72"x 24"R x 24"L	Z54722LC	ZR54722LC D	$ 671	$ 705	$ 737	$ 980	$ 1028	$ 1077

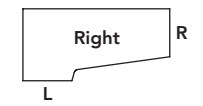

Note: Add Suffix "N" for no grommet, no upcharge. *Example:* **Z57312LCN**

D ***Discontinued 12/31/2015***

How to specify —	*1st Option:*	*2nd Option:*	*3rd Option:*	*4th Option:*
Select the Model Number from above. Add suffix if applicable: "**N**" for No Grommets — no upcharge	**Laminate:** See inside front cover for finishes.	**Edge Trim Color:** See inside front cover for finishes.	**Grommet Type:** **P** Oval Plastic (will match edge trim on laminate) **M** Oval Metal (Add $11 per grommet) **S** Square Metal (Add $11 per grommet)	**Grommet Color (Metal only):** **EL** Matte Silver
Z _____ .	_____ .	_____ .	_____	EL

Examples: **Z52048CL.TM33.EU.P** **ZR52042CL.LM14.EW.P**

Worksurfaces

Stride® — Linear J

For specification information see pages 88-103.

Laminate

GSA SIN 711-1

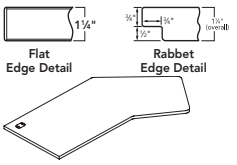

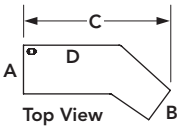

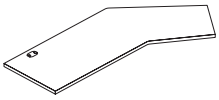

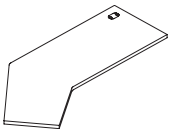

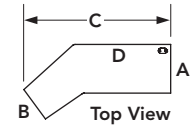

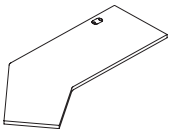

Description	Laminate w/Flat Edge Model	Laminate w/Rabbet Edge Model	Laminate w/Flat Edge L1 List Price	Laminate w/Flat Edge L2 List Price	Laminate w/Flat Edge L3 List Price	Laminate w/Rabbet Edge L1 List Price	Laminate w/Rabbet Edge L2 List Price	Laminate w/Rabbet Edge L3 List Price
24" Linear J Worksurfaces Left								
24"A x 20"B x 48"C	**Z52148JL**	**ZR52148JL** D	$ 594	$ 624	$ 653	$ 868	$ 910	$ 954
24"A x 20"B x 54"C	**Z52154JL**	**ZR52154JL** D	$ 610	$ 641	$ 671	$ 893	$ 937	$ 982
24"A x 20"B x 60"C	**Z52160JL**	**ZR52160JL** D	$ 627	$ 659	$ 689	$ 916	$ 961	$ 1007
24"A x 20"B x 66"C	**Z52166JL**	**ZR52166JL** D	$ 643	$ 675	$ 707	$ 940	$ 986	$ 1033
24"A x 20"B x 72"C	**Z52172JL**	**ZR52172JL** D	$ 659	$ 692	$ 724	$ 968	$ 1015	$ 1063
24"A x 20"B x 78"C	**Z52178JL**	**ZR52178JL** D	$ 725	$ 761	$ 797	$ 1067	$ 1119	$ 1172
24"A x 20"B x 84"C	**Z52184JL**	**ZR52184JL** D	$ 791	$ 830	$ 869	$ 1157	$ 1215	$ 1273
24"A x 20"B x 90"C	**Z52190JL**	**ZR52190JL** D	$ 821	$ 861	$ 903	$ 1205	$ 1265	$ 1326
24"A x 20"B x 96"C	**Z52196JL**	**ZR52196JL** D	$ 851	$ 893	$ 936	$ 1251	$ 1313	$ 1376
24" Linear J Desking Worksurfaces Left								
24"A x 20"B x 60"C	**Z52160JLDP**	**ZR52160JLDP** D	$ 672	$ 706	$ 738	$ 967	$ 1014	$ 1063
24"A x 20"B x 66"C	**Z52166JLDP**	**ZR52166JLDP** D	$ 696	$ 729	$ 760	$ 998	$ 1045	$ 1092
24"A x 20"B x 72"C	**Z52172JLDP**	**ZR52172JLDP** D	$ 717	$ 750	$ 783	$ 1024	$ 1072	$ 1120
24"A x 20"B x 78"C	**Z52178JLDP**	**ZR52178JLDP** D	$ 854	$ 893	$ 934	$ 1223	$ 1281	$ 1340
24"A x 20"B x 84"C	**Z52184JLDP**	**ZR52184JLDP** D	$ 924	$ 966	$ 1009	$ 1321	$ 1384	$ 1446
24" Linear J Worksurfaces Right								
24"A x 20"B x 48"C	**Z52148JR**	**ZR52148JR** D	$ 594	$ 624	$ 653	$ 868	$ 910	$ 954
24"A x 20"B x 54"C	**Z52154JR**	**ZR52154JR** D	$ 610	$ 641	$ 671	$ 893	$ 937	$ 982
24"A x 20"B x 60"C	**Z52160JR**	**ZR52160JR** D	$ 627	$ 659	$ 689	$ 916	$ 961	$ 1007
24"A x 20"B x 66"C	**Z52166JR**	**ZR52166JR** D	$ 643	$ 675	$ 707	$ 940	$ 986	$ 1033
24"A x 20"B x 72"C	**Z52172JR**	**ZR52172JR** D	$ 659	$ 692	$ 724	$ 968	$ 1015	$ 1063
24"A x 20"B x 78"C	**Z52178JR**	**ZR52178JR** D	$ 725	$ 761	$ 797	$ 1067	$ 1119	$ 1172
24"A x 20"B x 84"C	**Z52184JR**	**ZR52184JR** D	$ 791	$ 830	$ 869	$ 1157	$ 1215	$ 1273
24"A x 20"B x 90"C	**Z52190JR**	**ZR52190JR** D	$ 821	$ 861	$ 903	$ 1205	$ 1265	$ 1326
24"A x 20"B x 96"C	**Z52196JR**	**ZR52196JR** D	$ 851	$ 893	$ 936	$ 1251	$ 1313	$ 1376
24" Linear J Desking Worksurfaces Right								
24"A x 20"B x 60"C	**Z52160JRDP**	**ZR52160JRDP** D	$ 672	$ 706	$ 738	$ 967	$ 1014	$ 1063
24"A x 20"B x 66"C	**Z52166JRDP**	**ZR52166JRDP** D	$ 696	$ 729	$ 760	$ 998	$ 1045	$ 1092
24"A x 20"B x 72"C	**Z52172JRDP**	**ZR52172JRDP** D	$ 717	$ 762	$ 807	$ 1024	$ 1072	$ 1120
24"A x 20"B x 78"C	**Z52178JRDP**	**ZR52178JRDP** D	$ 854	$ 893	$ 934	$ 1223	$ 1281	$ 1340
24"A x 20"B x 84"C	**Z52184JRDP**	**ZR52184JRDP** D	$ 924	$ 966	$ 1009	$ 1321	$ 1384	$ 1446

Notes: 1) Add Suffix "N" to a model number for no grommets, no upcharge.
2) "D" dimension is equal to "C" minus 24".
3) Desking worksurfaces have an external support channel that extends 1¼" below the worksurface and the grommets are 8⅛" from the side edge and 1½" from the back edge (on non-desking worksurfaces, grommets are 2⅞" from the side edge and 3⅛" from the back edge).

D *Discontinued 12/31/2015*

How to specify —	*1st Option:*	*2nd Option:*	*3rd Option:*	*4th Option:*
Select the Model Number from above. Add suffix if applicable: "**N**" for No Grommets — no upcharge	**Laminate:** See inside front cover for finishes.	**Edge Trim Color:** See inside front cover for finishes.	**Grommet Type:** **P** Oval Plastic (will match edge trim on laminate) **M** Oval Metal (Add $11 per grommet) **S** Square Metal (Add $11 per grommet)	**Grommet Color (Metal only):** **EL** Matte Silver
Z _____ . _____ . _____ . _____				E L

Examples: **ZR52148JR.LT3B.EU.P** **ZR52172JRDP.LM14.EW.MEL**

Worksurfaces

Stride® — Linear J

For specification information see pages 88-103.

Laminate

GSA SIN 711-1

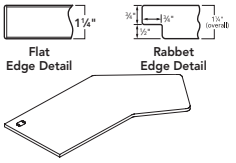

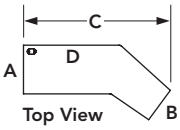

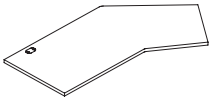

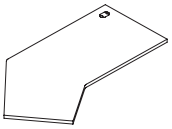

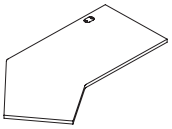

Description	Laminate w/Flat Edge Model	Laminate w/Rabbet Edge Model	Laminate w/Flat Edge L1 List Price	Laminate w/Flat Edge L2 List Price	Laminate w/Flat Edge L3 List Price	Laminate w/Rabbet Edge L1 List Price	Laminate w/Rabbet Edge L2 List Price	Laminate w/Rabbet Edge L3 List Price
30" Linear J Worksurfaces Left								
30"A x 24"B x 48"C	Z53248JL	ZR53248JL D	$ 638	$ 670	$ 701	$ 932	$ 978	$ 1024
30"A x 24"B x 54"C	Z53254JL	ZR53254JL D	$ 654	$ 687	$ 719	$ 957	$ 1004	$ 1051
30"A x 24"B x 60"C	Z53260JL	ZR53260JL D	$ 671	$ 705	$ 737	$ 980	$ 1028	$ 1077
30"A x 24"B x 66"C	Z53266JL	ZR53266JL D	$ 686	$ 720	$ 755	$ 1004	$ 1053	$ 1104
30"A x 24"B x 72"C	Z53272JL	ZR53272JL D	$ 704	$ 739	$ 774	$ 1034	$ 1084	$ 1136
30"A x 24"B x 78"C	Z53278JL	ZR53278JL D	$ 773	$ 811	$ 849	$ 1132	$ 1188	$ 1245
30"A x 24"B x 84"C	Z53284JL	ZR53284JL D	$ 840	$ 881	$ 924	$ 1232	$ 1293	$ 1355
30"A x 24"B x 90"C	Z53290JL	ZR53290JL D	$ 873	$ 916	$ 960	$ 1284	$ 1347	$ 1411
30"A x 24"B x 96"C	Z53296JL	ZR53296JL D	$ 906	$ 950	$ 996	$ 1332	$ 1398	$ 1465
30" Linear J Desking Worksurfaces Left								
30"A x 24"B x 60"C	Z53260JLDP	ZR53260JLDP D	$ 715	$ 751	$ 786	$ 1028	$ 1079	$ 1130
30"A x 24"B x 66"C	Z53266JLDP	ZR53266JLDP D	$ 741	$ 776	$ 810	$ 1066	$ 1116	$ 1167
30"A x 24"B x 72"C	Z53272JLDP	ZR53272JLDP D	$ 760	$ 795	$ 831	$ 1089	$ 1141	$ 1192
30"A x 24"B x 78"C	Z53278JLDP	ZR53278JLDP D	$ 907	$ 949	$ 991	$ 1308	$ 1370	$ 1432
30"A x 24"B x 84"C	Z53284JLDP	ZR53284JLDP D	$ 979	$ 1024	$ 1069	$ 1405	$ 1472	$ 1538
30" Linear J Worksurfaces Right								
30"A x 24"B x 48"C	Z53248JR	ZR53248JR D	$ 638	$ 670	$ 701	$ 932	$ 978	$ 1024
30"A x 24"B x 54"C	Z53254JR	ZR53254JR D	$ 654	$ 687	$ 719	$ 957	$ 1004	$ 1051
30"A x 24"B x 60"C	Z53260JR	ZR53260JR D	$ 671	$ 705	$ 737	$ 980	$ 1028	$ 1077
30"A x 24"B x 66"C	Z53266JR	ZR53266JR D	$ 686	$ 720	$ 755	$ 1004	$ 1053	$ 1104
30"A x 24"B x 72"C	Z53272JR	ZR53272JR D	$ 704	$ 739	$ 774	$ 1034	$ 1084	$ 1136
30"A x 24"B x 78"C	Z53278JR	ZR53278JR D	$ 773	$ 811	$ 849	$ 1132	$ 1188	$ 1245
30"A x 24"B x 84"C	Z53284JR	ZR53284JR D	$ 840	$ 881	$ 924	$ 1232	$ 1293	$ 1355
30"A x 24"B x 90"C	Z53290JR	ZR53290JR D	$ 873	$ 916	$ 960	$ 1284	$ 1347	$ 1411
30"A x 24"B x 96"C	Z53296JR	ZR53296JR D	$ 906	$ 950	$ 996	$ 1332	$ 1398	$ 1465
30" Linear J Desking Worksurfaces Right								
30"A x 24"B x 60"C	Z53260JRDP	ZR53260JRDP D	$ 715	$ 751	$ 786	$ 1028	$ 1079	$ 1130
30"A x 24"B x 66"C	Z53266JRDP	ZR53266JRDP D	$ 741	$ 776	$ 810	$ 1066	$ 1116	$ 1167
30"A x 24"B x 72"C	Z53272JRDP	ZR53272JRDP D	$ 760	$ 795	$ 831	$ 1089	$ 1141	$ 1192
30"A x 24"B x 78"C	Z53278JRDP	ZR53278JRDP D	$ 907	$ 949	$ 991	$ 1308	$ 1370	$ 1432
30"A x 24"B x 84"C	Z53284JRDP	ZR53284JRDP D	$ 979	$ 1024	$ 1069	$ 1405	$ 1472	$ 1538

Notes: 1) Add Suffix "N" to a model number for no grommets, no upcharge.
2) "D" dimension is equal to "C" minus 24".
3) Desking worksurfaces have an external support channel that extends 1¼" below the worksurface and the grommets are 8⅛" from the side edge and 1½" from the back edge (on non-desking worksurfaces, grommets are 2⅞" from the side edge and 3⅛" from the back edge).

D ***Discontinued 12/31/2015***

How to specify —	*1st Option:*	*2nd Option:*	*3rd Option:*	*4th Option:*
Select the Model Number from above. Add suffix if applicable: "**N**" for No Grommets — no upcharge	**Laminate:** See inside front cover for finishes.	**Edge Trim Color:** See inside front cover for finishes.	**Grommet Type:** **P** Oval Plastic (will match edge trim on laminate) **M** Oval Metal (Add $11 per grommet) **S** Square Metal (Add $11 per grommet)	**Grommet Color (Metal only):** **EL** Matte Silver
Z _____ . _____ . _____ .				E L

Examples: **ZR53284JL.LT3B.EU.P** **ZR53260JRDP.LM14.EW.MEL**

Worksurfaces

Stride® — Linear — Boomerang / Peninsula / D-Shape / Quarter

For specification information see pages 88-103.

Laminate

GSA SIN 711-1

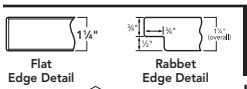

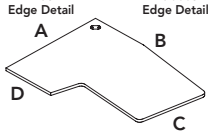

Description	Laminate w/Flat Edge Model	Laminate w/Rabbet Edge Model	Laminate w/Flat Edge L1 List Price	Laminate w/Flat Edge L2 List Price	Laminate w/Flat Edge L3 List Price	Laminate w/Rabbet Edge L1 List Price	Laminate w/Rabbet Edge L2 List Price	Laminate w/Rabbet Edge L3 List Price
Linear Boomerang Worksurfaces — Left Hand								
48"A x 66"B x 30"C x 20"D	Z54631LB	ZR54631LB D	$ 898	$ 942	$ 987	$ 1312	$ 1376	$ 1442
48"A x 66"B x 30"C x 24"D	Z54632LB	ZR54632LB D	$ 931	$ 976	$ 1024	$ 1361	$ 1428	$ 1497
48"A x 72"B x 30"C x 20"D	Z54731LB	ZR54731LB D	$ 974	$ 1021	$ 1071	$ 1425	$ 1495	$ 1568
48"A x 72"B x 30"C x 24"D	Z54732LB	ZR54732LB D	$ 1007	$ 1057	$ 1107	$ 1472	$ 1545	$ 1620

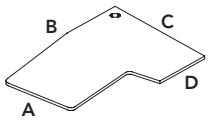

Linear Boomerang Worksurfaces — Right Hand								
30"A x 66"B x 48"C x 20"D	Z53641LB	ZR53641LB D	$ 898	$ 942	$ 987	$ 1312	$ 1376	$ 1442
30"A x 66"B x 48"C x 24"D	Z53642LB	ZR53642LB D	$ 931	$ 976	$ 1024	$ 1361	$ 1428	$ 1497
30"A x 72"B x 48"C x 20"D	Z53741LB	ZR53741LB D	$ 974	$ 1021	$ 1071	$ 1425	$ 1495	$ 1568
30"A x 72"B x 48"C x 24"D	Z53742LB	ZR53742LB D	$ 1007	$ 1057	$ 1107	$ 1472	$ 1545	$ 1620

Note: Add Suffix "N" for no grommet, no upcharge. *Example:* **Z54631LBN**

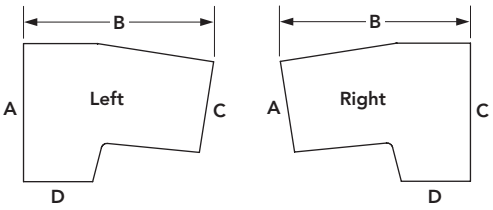

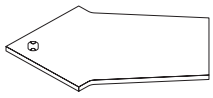

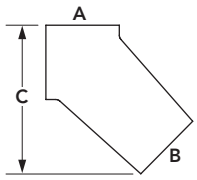

Top View

24"D Linear Peninsula Worksurfaces								
24"A x 24"B x 30"C	Z52430LP D	ZR52430LP D	$ 485	$ 510	$ 532	$ 707	$ 742	$ 777
24"A x 24"B x 36"C	Z52436LP D	ZR52436LP D	$ 518	$ 545	$ 569	$ 759	$ 796	$ 834
24"A x 24"B x 42"C	Z52442LP D	ZR52442LP D	$ 549	$ 577	$ 604	$ 803	$ 843	$ 883
24"A x 24"B x 48"C	Z52448LP D	ZR52448LP D	$ 582	$ 612	$ 640	$ 850	$ 892	$ 934
30"D Linear Peninsula Worksurfaces								
30"A x 30"B x 36"C	Z53036LP D	ZR53036LP D	$ 539	$ 567	$ 592	$ 789	$ 828	$ 868
30"A x 30"B x 42"C	Z53042LP D	ZR53042LP D	$ 573	$ 602	$ 630	$ 836	$ 877	$ 919
30"A x 30"B x 48"C	Z53048LP D	ZR53048LP D	$ 606	$ 637	$ 666	$ 884	$ 928	$ 972

Note: Add Suffix "N" for no grommet, no upcharge. *Example:* **Z52430LPN**

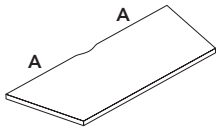

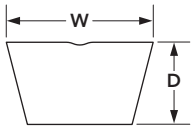

Top View

Linear D-Shape Worksurfaces for Stride								
For 2 – 20"A – 43"W x 20"D	Z52043LD	ZR52043LD D	$ 561	$ 590	$ 617	$ 820	$ 860	$ 901
For 2 – 24"A – 51"W x 20"D	Z52051LD	ZR52051LD D	$ 594	$ 624	$ 653	$ 868	$ 910	$ 954
For 2 – 20"A – 43"W x 24"D	Z52443LD	ZR52443LD D	$ 594	$ 624	$ 653	$ 868	$ 910	$ 954
For 2 – 24"A – 51"W x 24"D	Z52451LD	ZR52451LD D	$ 627	$ 659	$ 689	$ 916	$ 961	$ 1007

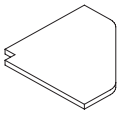

Linear Quarter Worksurfaces for Stride								
24" x 24"	Z52424Q	ZR52424Q D	$ 360	$ 377	$ 396	$ 467	$ 491	$ 513
30" x 30"	Z53030Q	ZR53030Q D	$ 453	$ 477	$ 497	$ 588	$ 618	$ 645

D ***Discontinued 12/31/2015***

How to specify —	*1st Option:*	*2nd Option:*	*3rd Option:*	*4th Option:*
Select the Model Number from above. Add suffix if applicable: "**N**" for No Grommets — no upcharge	**Laminate:** See inside front cover for finishes.	**Edge Trim Color:** See inside front cover for finishes.	**Grommet Type** *(if applicable)*: **P** Oval Plastic (will match edge trim on laminate) **M** Oval Metal (Add $11 per grommet) **S** Square Metal (Add $11 per grommet)	**Grommet Color (Metal only):** **EL** Matte Silver
Z .	.	.		EL

Examples: **Z54631LB.TM33.EU.P** **Z52430LP.TM33.EU.P** **ZR52043LD.TM33.EU** **ZR53030Q.LT8A.EX**

Worksurfaces

Stride® — Secondary

For specification information see pages 88-103.

GSA SIN 711-1

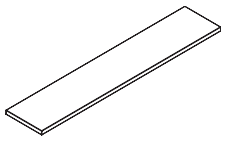

Description	Laminate w/Flat Edge Model	Laminate w/Flat Edge L1 List Price	L2 List Price	L3 List Price
12"D Secondary Worksurfaces				
36"W	**AUW1236MN D**	$ 213	$ 223	$ 235
42"W	**AUW1242MN D**	$ 238	$ 249	$ 263
48"W	**AUW1248MN D**	$ 259	$ 271	$ 285
54"W	**AUW1254MN D**	$ 279	$ 292	$ 307
60"W	**AUW1260MN D**	$ 316	$ 330	$ 348
66"W	**AUW1266MN D**	$ 342	$ 359	$ 376
72"W	**AUW1272MN D**	$ 357	$ 374	$ 392

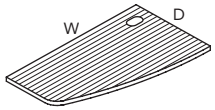

With Grommets

With Scallops

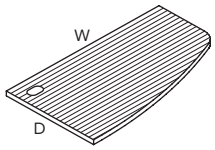

With Grommets

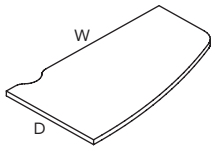

With Scallops

Description	Model	Laminate Flat "P" L1 List Price	L2 List Price	L3 List Price	Fluid Form Eased "E" List Price	Veneer "V" V1 List Price
Secondary Worksurfaces — Left Hand						
30"W x 24"D	**F ⌴ 3024SL D**	$ 380	$ 400	$ 418	$ 494	$ 1050
36"W x 24"D	**F ⌴ 3624SL D**	$ 396	$ 417	$ 435	$ 515	$ 1086
42"W x 24"D	**F ⌴ 4224SL D**	$ 410	$ 432	$ 450	$ 533	$ 1121
48"W x 24"D	**F ⌴ 4824SL D**	$ 422	$ 444	$ 463	$ 547	$ 1171
30"W x 30"D	**F ⌴ 3030SL D**	$ 423	$ 445	$ 464	$ 549	N/A
36"W x 30"D	**F ⌴ 3630SL D**	$ 437	$ 460	$ 480	$ 569	N/A
42"W x 30"D	**F ⌴ 4230SL D**	$ 450	$ 473	$ 494	$ 583	N/A
48"W x 30"D	**F ⌴ 4830SL D**	$ 462	$ 486	$ 507	$ 600	N/A
Secondary Worksurfaces — Right Hand						
30"W x 24"D	**F ⌴ 3024SR D**	$ 380	$ 400	$ 418	$ 494	$ 1050
36"W x 24"D	**F ⌴ 3624SR D**	$ 396	$ 417	$ 435	$ 515	$ 1086
42"W x 24"D	**F ⌴ 4224SR D**	$ 410	$ 432	$ 450	$ 533	$ 1121
48"W x 24"D	**F ⌴ 4824SR D**	$ 422	$ 444	$ 463	$ 547	$ 1171
30"W x 30"D	**F ⌴ 3030SR D**	$ 423	$ 445	$ 464	$ 549	N/A
36"W x 30"D	**F ⌴ 3630SR D**	$ 437	$ 460	$ 480	$ 569	N/A
42"W x 30"D	**F ⌴ 4230SR D**	$ 450	$ 473	$ 494	$ 583	N/A
48"W x 30"D	**F ⌴ 4830SR D**	$ 462	$ 486	$ 507	$ 600	N/A

Notes: 1) Add Suffix "S" for scallop wire management detail for flat and eased edge models only, no upcharge. Example: **FP3024SRS**

2) Add Suffix "N" to model number for no grommets, no upcharge. Example: **FP3030SRN**

D ***Discontinued 12/31/2015***

How to specify —	*1st Option:*	*2nd Option:*	*3rd Option:*	*4th Option:*
Select the Model Number from above. **AUW** or **FP** Laminate w/Flat Edge **FE** Fluid Form w/Eased Edge **FV** Veneer w/Square Edge **Add suffix if applicable:** "**N**" for No Grommets — no upcharge "**S**" for Scallops — no upcharge	**Laminate, Fluid Form or Veneer:** See inside front cover for finishes.	**Edge Trim Color** *(if applicable)*: See inside front cover for finishes.	**Grommet Type:** **P** Oval Plastic (will match edge trim on laminate) **M** Oval Metal (Add $11 per grommet) **S** Square Metal (Add $11 per grommet)	**Grommet Color (Metal only):** **EL** Matte Silver
_____ .	_____ .	_____ .	_____	**E L**

Examples: **AUW1236MN.LT3B.E9 FP3024SL.LT3B.E4.P**

Worksurfaces

Stride® — Countertops

For specification information see pages 88-103.

Laminate and Fluid Form™

GSA SIN 711-1

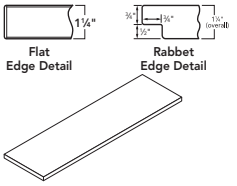

Description	Laminate w/Flat Edge Model	Laminate w/Rabbet Edge Model	Laminate w/Flat Edge L1 List Price	L2 List Price	L3 List Price	Laminate w/Rabbet Edge L1 List Price	L2 List Price	L3 List Price
15"D Straight Countertops								
24"W	Z51524S	ZR51524S D	$ 214	$ 223	$ 235	$ 304	$ 317	$ 332
30"W	Z51530S	ZR51530S D	$ 237	$ 247	$ 260	$ 341	$ 356	$ 372
36"W	Z51536S	ZR51536S D	$ 264	$ 275	$ 289	$ 377	$ 393	$ 413
42"W	Z51542S	ZR51542S D	$ 273	$ 285	$ 299	$ 393	$ 410	$ 430
48"W	Z51548S	ZR51548S D	$ 289	$ 301	$ 316	$ 413	$ 433	$ 452
54"W	Z51554S	ZR51554S D	$ 334	$ 348	$ 365	$ 477	$ 500	$ 521
60"W	Z51560S	ZR51560S D	$ 372	$ 389	$ 406	$ 532	$ 558	$ 581
66"W	Z51566S	ZR51566S D	$ 386	$ 403	$ 421	$ 552	$ 578	$ 603
72"W	Z51572S	ZR51572S D	$ 400	$ 420	$ 437	$ 572	$ 599	$ 625

Note: V For a straight countertop, when used with "H" in-line high-low trim kit on one side. No upcharge.
Examples: **Z51554SV YR51524SV**

15"D Corner Countertops								
24"W x 24"W	Z52424C	ZR52424C D	$ 409	$ 429	$ 447	$ 588	$ 616	$ 643
30"W x 30"W	Z53030C	ZR53030C D	$ 476	$ 499	$ 520	$ 684	$ 717	$ 748
36"W x 36"W	Z53636C	ZR53636C D	$ 528	$ 554	$ 577	$ 761	$ 797	$ 834

Note: RV For a corner countertop, when used with "H" in-line high-low trim kit on the right side. No upcharge.
LV For a corner countertop, when used with "H" in-line high-low trim kit on the left side. No upcharge.
Not available with Fluid Form. *Example:* **Z52424CLV**

15"D 120° Corner Countertops								
30"W x 30"W	Z53030CSB	ZR53030CSB D	$ 598	$ 627	$ 655	$ 862	$ 884	$ 903
36"W x 36"W	Z53636CSB	ZR53636CSB D	$ 661	$ 693	$ 724	$ 954	$ 1000	$ 1045
42"W x 42"W	Z54242CSB	ZR54242CSB D	$ 713	$ 747	$ 780	$ 1031	$ 1080	$ 1131
48"W x 48"W	Z54848CSB	ZR54848CSB D	$ 775	$ 812	$ 849	$ 1122	$ 1175	$ 1232

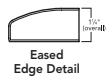

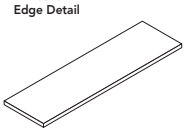

Description	Fluid Form w/Eased Model	Fluid Form w/Eased List Price
15"D Straight Countertops		
24"W	ZE51524S D	$ 293
30"W	ZE51530S D	$ 326
36"W	ZE51536S D	$ 363
42"W	ZE51542S D	$ 376
48"W	ZE51548S D	$ 396
54"W	ZE51554S D	$ 455
60"W	ZE51560S D	$ 510
66"W	ZE51566S D	$ 526
72"W	ZE51572S D	$ 550

Note: V For a straight countertop, when used with "H" in-line high-low trim kit on one side. No upcharge.
Examples: **Z51554SV YR51524SV**

15"D Corner Countertops		
24"W x 24"W	ZE52424C D	$ 562
30"W x 30"W	ZE53030C D	$ 660
36"W x 36"W	ZE53636C D	$ 727

15"D 120° Corner Countertops		
30"W x 30"W	ZE53030CSB D	$ 787
36"W x 36"W	ZE53636CSB D	$ 873
42"W x 42"W	ZE54242CSB D	$ 946
48"W x 48"W	ZE54848CSB D	$ 1030

D ***Discontinued 12/31/2015***

How to specify —	*1st Option:*	*2nd Option:*
Select the Model Number from above.	**Laminate or Fluid Form:** See inside front cover for finishes.	**Edge Trim Color:** See inside front cover for finishes.

_____ . _____ . _____

Examples: **Z51572S.TM33.EU ZR52424C.TM33.EY Z5303030CSB.TM33.EV**

Worksurfaces

Stride® — Primary

For specification information see pages 88-103.

Fluid Form™

GSA SIN 711-1

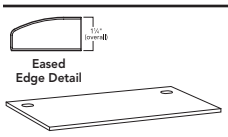

Description	Fluid Form w/Eased Edge Model	List Price
20"D Primary Worksurfaces		
24"W	**TE52024S D**	$ 298
30"W	**TE52030S D**	$ 313
36"W	**TE52036S D**	$ 352
42"W	**TE52042S D**	$ 393
48"W	**TE52048S D**	$ 426
54"W	**TE52054S D**	$ 460
60"W	**TE52060S D**	$ 523
66"W	**TE52066S D**	$ 567
72"W	**TE52072S D**	$ 591
84"W	**TE52084S D**	$ 801
90"W	**TE52090S D**	$ 947
96"W	**TE52096S D**	$ 993
24"D Primary Worksurfaces		
24"W	**TE52424S D**	$ 313
30"W	**TE52430S D**	$ 329
36"W	**TE52436S D**	$ 370
42"W	**TE52442S D**	$ 415
48"W	**TE52448S D**	$ 449
54"W	**TE52454S D**	$ 485
60"W	**TE52460S D**	$ 549
66"W	**TE52466S D**	$ 597
72"W	**TE52472S D**	$ 621
84"W	**TE52484S D**	$ 843
90"W	**TE52490S D**	$ 998
96"W	**TE52496S D**	$ 1045
30"D Primary Worksurfaces		
24"W	**TE53024S D**	$ 329
30"W	**TE53030S D**	$ 395
36"W	**TE53036S D**	$ 426
42"W	**TE53042S D**	$ 458
48"W	**TE53048S D**	$ 485
54"W	**TE53054S D**	$ 537
60"W	**TE53060S D**	$ 602
66"W	**TE53066S D**	$ 647
72"W	**TE53072S D**	$ 704
84"W	**TE53084S D**	$ 950
90"W	**TE53090S D**	$ 1133
96"W	**TE53096S D**	$ 1169

Notes: 1) Add Suffix and upcharge for primary worksurfaces up to 72"W to span a Stride or Terrace connector:
Suffix = TZ (Stride adds 3⅛" to width) Upcharge = $32
Suffix = T2 (Terrace adds 2¾" to width) Upcharge = $32
Examples: **TE53024STZ TE53024ST2**
2) Add Suffix "N" to model number for no grommets, no upchagre.
Example: **TE53096SN TE53024STZN TE53024ST2N TE53090ST4N**

D ***Discontinued 12/31/2015***

How to specify —	*1st Option:*	*2nd Option:*	*3rd Option:*
Select the Model Number from above. Add suffix if applicable: "**N**" for No Grommets — no upcharge "**S**" for Scallops — no upcharge "**TZ**" for Stride T-Span — $32 upcharge "**T2**" for Terrace T-Span — $32 upcharge	**Fluid Form Color:** See inside front cover for finishes.	**Grommet Type:** **P** Plastic **M** Oval Metal (add $11 per grommet) **S** Square Metal (Add $11 per grommet)	**Grommet Color** *(if applicable)*: See inside front cover for finishes.
T E 5 _ _ _ S .	_ _ _ _ .	_	**E** _

Example: **TE52054S.TF33.PEU**

Worksurfaces

Stride® — Wave and Corner

For specification information see pages 88-103.

Laminate and Fluid Form

GSA SIN 711-1

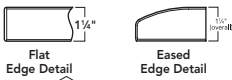

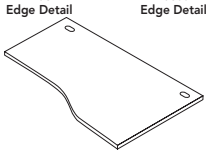

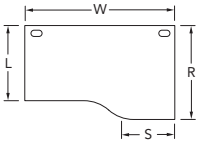

Description	S	Laminate w/Flat Edge Model	Fluid Form w/Eased Edge Model	Laminate w/Flat L1 List Price	Laminate w/Flat L2 List Price	Laminate w/Flat L3 List Price	Fluid Form w/Eased List Price
Wave Worksurfaces							
30"W x 24"L x 30"R	11½"	T5302430W	TE5302430W D	$ 352	$ 369	$ 387	$ 457
36"W x 24"L x 30"R	13½"	T5362430W	TE5362430W D	$ 374	$ 394	$ 411	$ 487
42"W x 24"L x 30"R	15½"	T5422430W	TE5422430W D	$ 402	$ 423	$ 442	$ 524
48"W x 24"L x 30"R	15½"	T5482430W	TE5482430W D	$ 429	$ 452	$ 471	$ 558
54"W x 24"L x 30"R	21½"	T5542430W	TE5542430W D	$ 474	$ 499	$ 520	$ 617
60"W x 24"L x 30"R	27½"	T5602430W	TE5602430W D	$ 529	$ 556	$ 581	$ 687
66"W x 24"L x 30"R	33½"	T5662430W	TE5662430W D	$ 571	$ 600	$ 628	$ 743
72"W x 24"L x 30"R	39½"	T5722430W	TE5722430W D	$ 618	$ 649	$ 679	$ 804

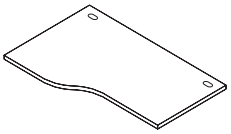

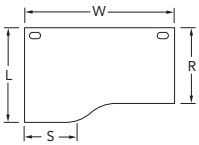

Description	S	Laminate w/Flat Edge Model	Fluid Form w/Eased Edge Model	Laminate w/Flat L1 List Price	Laminate w/Flat L2 List Price	Laminate w/Flat L3 List Price	Fluid Form w/Eased List Price
Wave Worksurfaces							
30"W x 30"L x 24"R	11½"	T5303024W	TE5303024W D	$ 352	$ 369	$ 387	$ 457
36"W x 30"L x 24"R	13½"	T5363024W	TE5363024W D	$ 374	$ 394	$ 411	$ 487
42"W x 30"L x 24"R	15½"	T5423024W	TE5423024W D	$ 402	$ 423	$ 442	$ 524
48"W x 30"L x 24"R	15½"	T5483024W	TE5483024W D	$ 429	$ 452	$ 471	$ 558
54"W x 30"L x 24"R	21½"	T5543024W	TE5543024W D	$ 474	$ 499	$ 520	$ 617
60"W x 30"L x 24"R	27½"	T5603024W	TE5603024W D	$ 529	$ 556	$ 581	$ 687
66"W x 30"L x 24"R	33½"	T5663024W	TE5663024W D	$ 571	$ 600	$ 628	$ 743
72"W x 30"L x 24"R	39½"	T5723024W	TE5723024W D	$ 618	$ 649	$ 679	$ 804

Notes: 1) Add Suffix "N" to model number for no grommets, no upcharge. *Example:* **T5302430WN TE5303024WN**

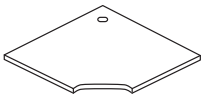

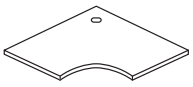

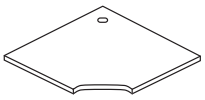

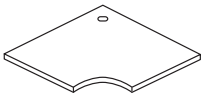

Description	Laminate w/Flat Edge Model	Fluid Form w/Eased Edge Model	Laminate w/Flat L1 List Price	Laminate w/Flat L2 List Price	Laminate w/Flat L3 List Price	Fluid Form w/Eased List Price
24"D Corner Worksurfaces w/Straight Leading Edge						
36"W	T53624C	N/A	$ 464	$ 488	$ 509	N/A
42"W	T54224C	N/A	$ 485	$ 510	$ 532	N/A
48"W	T54824C	N/A	$ 543	$ 571	$ 596	N/A
24"D Corner Worksurfaces w/Radial Leading Edge						
36"W	T53624CR	TE53624CR D	$ 480	$ 505	$ 527	$ 624
42"W	T54224CR	TE54224CR D	$ 512	$ 538	$ 563	$ 666
48"W	T54824CR	TE54824CR D	$ 582	$ 612	$ 640	$ 757
30"D Corner Worksurfaces w/Straight Leading Edge						
42"W	T54230C	N/A	$ 599	$ 629	$ 659	N/A
48"W	T54830C	N/A	$ 606	$ 637	$ 666	N/A
30"D Corner Worksurfaces w/Radial Leading Edge						
42"W	T54230CR	TE54230CR D	$ 617	$ 648	$ 678	$ 803
48"W	T54830CR	TE54830CR D	$ 666	$ 699	$ 732	$ 866

Note: Add Suffix "N" to model number for no grommets, no upcharge. *Example:* **T52430CRN**

Corner Worksurfaces with Straight Leading Edge

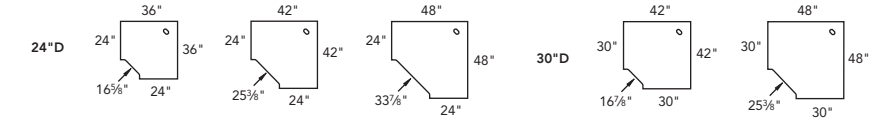

Corner Worksurfaces with Radial Leading Edge

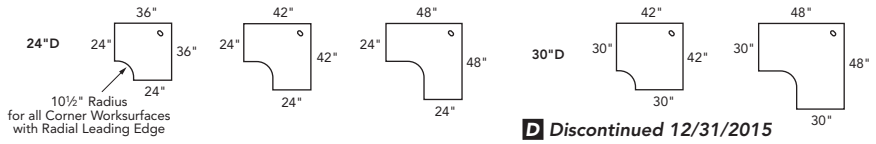

*Corner Worksurfaces only available in Whitestone or Cliffstone in Fluid Form.

D ***Discontinued 12/31/2015***

How to specify —	*1st Option:*	*2nd Option:*	*3rd Option:*	*4th Option:*
Select the Model Number from above. Add suffix if applicable:	**Laminate or Fluid Form*:**	**Edge Trim Color (Laminate only):**	**Grommet Type:**	**Grommet Color (Metal only):**
"**N**" for No Grommets — no upcharge	See inside front cover for laminate. **TF33** Whitestone **TF35** Cliffstone	See inside front cover for finishes.	**P** Oval Plastic (will match edge trim on laminate) **M** Oval Metal (Add $11 per grommet) **S** Square Metal (Add $11 per grommet)	**EL** Matte Silver
T .	.	.		**E L**

Examples: **T5482430W.LT3B.E9.P TE5302430W.TF33. MEL T53624C.LT3B.E9.P**

Worksurfaces

Stride® — Corner Cove / D-Shape / Quarter-Round / 120° / 60°

For specification information see pages 88-103.

Laminate and Fluid Form

GSA SIN 711-1

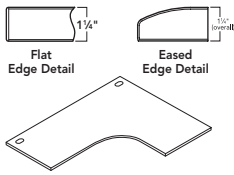

Description	Laminate w/Flat Edge Model	Fluid Form w/Eased Edge Model	Laminate w/Flat L1 List Price	Laminate w/Flat L2 List Price	Laminate w/Flat L3 List Price	Fluid Form w/Eased List Price
Corner Cove Worksurfaces — Extended Left						
60" x 36"-24"L / 24"R	T5822EL	TE5822EL D	$ 549	$ 577	$ 604	$ 714
60" x 36"-24"L / 30"R	T5832EL	TE5832EL D	$ 570	$ 599	$ 627	$ 742
60" x 48"-24"L / 24"R	T5622EL	TE5622EL D	$ 606	$ 637	$ 666	$ 787
60" x 48"-30"L / 24"R	T5623EL	TE5623EL D	$ 632	$ 664	$ 695	$ 821
60" x 48"-24"L / 30"R	T5632EL	TE5632EL D	$ 632	$ 664	$ 695	$ 821
60" x 48"-30"L / 30"R	T5633EL	TE5633EL D	$ 656	$ 689	$ 721	$ 853
72" x 36"-24"L / 24"R	T5922EL	TE5922EL D	$ 606	$ 637	$ 666	$ 787
72" x 36"-24"L / 30"R	T5932EL	TE5932EL D	$ 632	$ 664	$ 695	$ 821
72" x 48"-24"L / 24"R	T5722EL	TE5722EL D	$ 773	$ 811	$ 849	$ 1004
72" x 48"-30"L / 24"R	T5723EL	TE5723EL D	$ 799	$ 838	$ 879	$ 1039
72" x 48"-24"L / 30"R	T5732EL	TE5732EL D	$ 799	$ 838	$ 879	$ 1039
72" x 48"-30"L / 30"R	T5733EL	TE5733EL D	$ 823	$ 864	$ 905	$ 1071

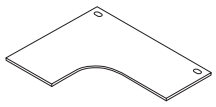

Corner Cove Worksurfaces — Extended Right						
36" x 60"-24"L / 24"R	T5822ER	TE5822ER D	$ 549	$ 577	$ 604	$ 714
36" x 60"-30"L / 24"R	T5832ER	TE5832ER D	$ 570	$ 599	$ 627	$ 742
48" x 60"-24"L / 24"R	T5622ER	TE5622ER D	$ 606	$ 637	$ 666	$ 787
48" x 60"-24"L / 30"R	T5623ER	TE5623ER D	$ 632	$ 664	$ 695	$ 821
48" x 60"-30"L / 24"R	T5632ER	TE5632ER D	$ 632	$ 664	$ 695	$ 821
48" x 60"-30"L / 30"R	T5633ER	TE5633ER D	$ 656	$ 689	$ 721	$ 853
36" x 72"-24"L / 24"R	T5922ER	TE5922ER D	$ 606	$ 637	$ 666	$ 787
36" x 72"-30"L / 24"R	T5932ER	TE5932ER D	$ 632	$ 664	$ 695	$ 821
48" x 72"-24"L / 24"R	T5722ER	TE5722ER D	$ 773	$ 811	$ 849	$ 1004
48" x 72"-24"L / 30"R	T5723ER	TE5723ER D	$ 799	$ 838	$ 879	$ 1039
48" x 72"-30"L / 24"R	T5732ER	TE5732ER D	$ 799	$ 838	$ 879	$ 1039
48" x 72"-30"L / 30"R	T5733ER	TE5733ER D	$ 823	$ 864	$ 905	$ 1071

Note: Add Suffix "N" to model number for no grommets, no upcharge. *Example:* **T5722ERN**

Support column ordered separately.

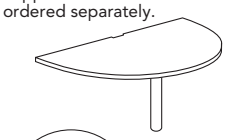

D-Shape Worksurfaces for Stride						
For 2-24"D — 51"W x 30"D	N/A	ZE524D D	N/A	N/A	N/A	$ 1445
For 2-30"D — 63"W x 36"D	N/A	ZE530D D	N/A	N/A	N/A	$ 1777

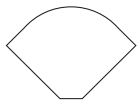

Quarter-Round Worksurfaces						
24"D for Stride	TZ52424Q	ZE52424Q D	$ 327	$ 342	$ 360	$ 703
30"D for Stride	TZ53030Q	ZE53030Q D	$ 411	$ 433	$ 451	$ 874

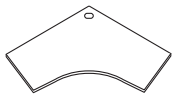

120° Corner Worksurface						
30"W x 24"D	TT53024CB	TTE53024CB D	$ 626	$ 657	$ 688	$ 813
36"W x 24"D	TT53624CB	TTE53624CB D	$ 693	$ 728	$ 762	$ 902
42"W x 24"D	TT54224CB	TTE54224CB D	$ 742	$ 779	$ 816	$ 965
48"W x 24"D	TT54824CB	TTE54824CB D	$ 816	$ 856	$ 897	$ 1060

60° Pie Worksurface						
24"D for Stride	TZ52424SD	ZE52424SD D	$ 392	$ 413	$ 431	$ 508
24"D for Terrace 2.6	TN52424SD	TNE52424SD D	$ 392	$ 413	$ 431	$ 508

Note: Add Suffix "N" to model number for no grommet, no upcharge.

D ***Discontinued 12/31/2015***

How to specify —	*1st Option:*	*2nd Option:*	*3rd Option:*	*4th Option:*
Select the Model Number from above. Add suffix if applicable: "**N**" for No Grommets — no upcharge	**Laminate or Fluid Form Color:** See inside front cover for finishes.	**Edge Trim Color (Laminate worksurfaces only):** See inside front cover for finishes.	**Grommet Type:** **P** Oval Plastic (will match edge trim on laminate) **M** Oval Metal (Add $11 per grommet) **S** Square Metal (Add $11 per grommet)	**Grommet Color** *(if applicable)*: See inside front cover for finishes.
_____ .	_____ .	_____ .	_____	E _____

Examples: **T5922EL.LT3B.E9.SEL** **TE5822ER.TF33.PEU**

Worksurfaces

Stride® — Peninsula / P-Shaped / Jetty

For specification information see pages 88-103.

Laminate and Fluid Form

GSA SIN 711-1

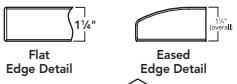

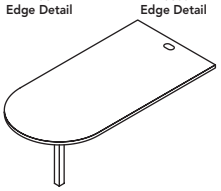

Support column ordered separately.

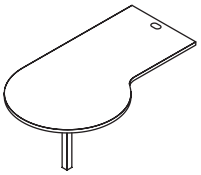

Support column ordered separately.

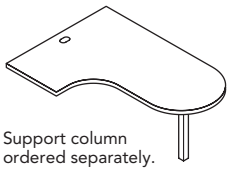

Support column ordered separately.

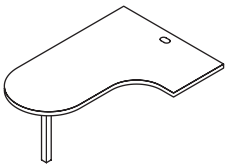

Support column ordered separately.

Description	Laminate w/Flat Edge Model	Fluid Form w/Eased Edge Model	Laminate w/Flat L1 List Price	Laminate w/Flat L2 List Price	Laminate w/Flat L3 List Price	Fluid Form w/Eased List Price
Peninsula Worksurfaces						
30"W x 60"L	**T53060B**	**TE53060B D**	$ 633	$ 665	$ 696	$ 822
30"W x 66"L	**T53066B**	**TE53066B D**	$ 700	$ 735	$ 770	$ 908
30"W x 72"L	**T53072B**	**TE53072B D**	$ 764	$ 802	$ 840	$ 993
36"W x 60"L	**T53660B**	**TE53660B D**	$ 764	$ 802	$ 840	$ 993
36"W x 66"L	**T53666B**	**TE53666B D**	$ 847	$ 889	$ 931	$ 1102
36"W x 72"L	**T53672B**	**TE53672B D**	$ 933	$ 978	$ 1026	$ 1213
P-Shaped Worksurfaces w/42" Diameter End						
30"W x 72"L	**T53072PR** (shown)	**N/A**	$ 874	$ 917	$ 961	**N/A**
30"W x 72"L	**T53072PL**	**N/A**	$ 874	$ 917	$ 961	**N/A**
Jetty Worksurfaces — Left Hand						
48"A x 66"B x 24"C x 30"D	**T54662JL**	**TE54662JL D**	$ 823	$ 864	$ 905	$ 1071
48"A x 72"B x 24"C x 30"D	**T54722JL**	**TE54722JL D**	$ 839	$ 880	$ 922	$ 1091
48"A x 66"B x 30"C x 30"D	**T54663JL**	**TE54663JL D**	$ 859	$ 901	$ 944	$ 1117
48"A x 72"B x 30"C x 30"D	**T54723JL**	**TE54723JL D**	$ 873	$ 916	$ 960	$ 1136
Jetty Worksurfaces — Right Hand						
48"A x 66"B x 24"C x 30"D	**T54662JR**	**TE54662JR D**	$ 823	$ 864	$ 905	$ 1071
48"A x 72"B x 24"C x 30"D	**T54722JR**	**TE54722JR D**	$ 839	$ 880	$ 922	$ 1091
48"A x 66"B x 30"C x 30"D	**T54663JR**	**TE54663JR D**	$ 859	$ 901	$ 944	$ 1117
48"A x 72"B x 30"C x 30"D	**T54723JR**	**TE54723JR D**	$ 873	$ 916	$ 960	$ 1136

Note: Add Suffix "N" to model number for no grommets, no upcharge.
Example: **T53060BN**

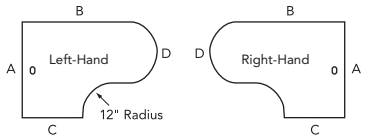

Top View

D ***Discontinued 12/31/2015***

How to specify —	*1st Option:*	*2nd Option:*	*3rd Option:*	*4th Option:*
Select the Model Number from above. Add suffix if applicable: "**N**" for No Grommets — no upcharge	**Laminate or Fluid Form Color:** See inside front cover for finishes.	**Edge Trim Color (Laminate worksurfaces only):** See inside front cover for finishes.	**Grommet Type:** **P** Oval Plastic (will match edge trim on laminate) **M** Oval Metal (Add $11 per grommet) **S** Square Metal (Add $11 per grommet)	**Grommet Color** *(if applicable)*: See inside front cover for finishes.
_____ .	_____ .	_____ .	_____	E _____

Examples: **T54662JL.LT3B.E9.P** **TE53060B.TF33.PEU**

Worksurfaces

Stride® — Boomerang and Reef

For specification information see pages 88-103.

Laminate

GSA SIN 711-1

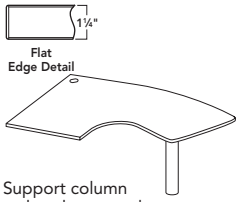

Support column ordered separately.

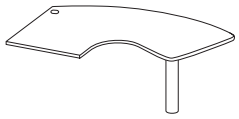

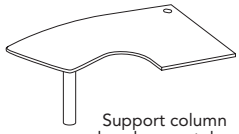

Support column ordered separately.

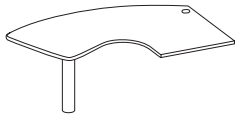

Description	Laminate w/Flat Edge Model	Laminate w/Flat L1 List Price	L2 List Price	L3 List Price
Boomerang Worksurfaces — Left Hand 90°				
48"A x 72"B x 24"C	**T547229BL**	**$ 1007**	**$ 1057**	**$ 1107**
48"A x 72"B x 30"C	**T547239BL**	**$ 1048**	**$ 1100**	**$ 1153**
Boomerang Worksurfaces — Left Hand 110°				
36"A x 72"B x 24"C	**T547221BL**	**$ 1007**	**$ 1057**	**$ 1107**
36"A x 72"B x 30"C	**T547231BL**	**$ 1048**	**$ 1100**	**$ 1153**
Boomerang Worksurfaces — Right Hand 90°				
48"A x 72"B x 24"C	**T547229BR**	**$ 1007**	**$ 1057**	**$ 1107**
48"A x 72"B x 30"C	**T547239BR**	**$ 1048**	**$ 1100**	**$ 1153**
Boomerang Worksurface — Right Hand 110°				
36"A x 72"B x 24"C	**T547221BR**	**$ 1007**	**$ 1057**	**$ 1107**
36"A x 72"B x 30"C	**T547231BR**	**$ 1048**	**$ 1100**	**$ 1153**

Note: Add Suffix "N" to model number for no grommets, no upcharge. *Example:* **T547239BLN**

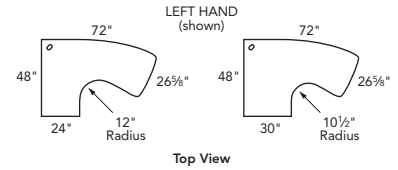

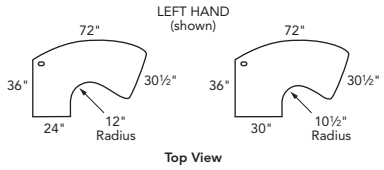

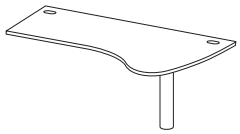

Support column ordered separately.

Reef Worksurfaces — Left Hand (extends to 36"D)				
66"W x 24"D	**T53662CL**	**$ 637**	**$ 669**	**$ 700**
72"W x 24"D	**T53722CL**	**$ 651**	**$ 684**	**$ 715**
Reef Worksurfaces — Left-Hand (extends to 42"D)				
66"W x 30"D	**T54663CL**	**$ 651**	**$ 684**	**$ 715**
72"W x 30"D	**T54723CL**	**$ 670**	**$ 703**	**$ 736**

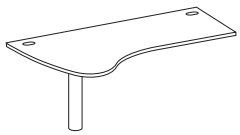

Support column ordered separately.

Reef Worksurfaces — Right-Hand (extends to 36"D)				
66"W x 24"D	**T53662CR**	**$ 637**	**$ 669**	**$ 700**
72"W x 24"D	**T53722CR**	**$ 651**	**$ 684**	**$ 715**
Reef Worksurfaces — Right-hand (extends 42"D)				
66"W x 30"D	**T54663CR**	**$ 651**	**$ 684**	**$ 715**
72"W x 30"D	**T54723CR**	**$ 670**	**$ 703**	**$ 736**

Note: Add Suffix "N" to model number for no grommets, no upcharge. *Example:* **T53722CLN**

How to specify —	*1st Option:*	*2nd Option:*	*3rd Option:*	*4th Option:*
Select the Model Number from above. Add suffix if applicable: "**N**" for No Grommets — no upcharge	**Laminate:** See inside front cover for finishes.	**Edge Trim Color (Laminate worksurfaces only):** See inside front cover for finishes.	**Grommet Type:** **P** Oval Plastic (will match edge trim on laminate) **M** Oval Metal (Add $11 per grommet) **S** Square Metal (Add $11 per grommet)	**Grommet Color** *(if applicable)*: See inside front cover for finishes.
T _____ .	_____ .	_____ .	_____	**E** _____

Examples: **T547221BR.LT3B.E9.P** **T53662CR.LT3B.E9.P**

Worksurfaces

Stride® — Altitude® Dual-Surface

For specification information see page 101. Worksurfaces are designed to be panel mounted. Cannot be mounted on Altitude Adjustable-Height bases.

Laminate

GSA SIN 711-1

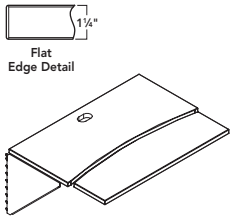

Description	Laminate w/Flat Edge Model	Laminate w/Wave Edge Model	Laminate w/Flat Edge L1 List Price	Laminate w/Flat Edge L2 List Price	Laminate w/Flat Edge L3 List Price	Laminate w/Wave Edge L1 List Price	Laminate w/Wave Edge L2 List Price	Laminate w/Wave Edge L3 List Price
Rectangular Dual-Surface Worksurfaces								
36"W x 30"D	**AWRDPT-3630**	**AWRDWT-3630**	**$ 1519**	**$ 1559**	**$ 1599**	**$ 1540**	**$ 1582**	**$ 1623**
42"W x 30"D	**AWRDPT-4230**	**AWRDWT-4230**	**$ 1556**	**$ 1597**	**$ 1640**	**$ 1577**	**$ 1620**	**$ 1663**
48"W x 30"D	**AWRDPT-4830**	**AWRDWT-4830**	**$ 1587**	**$ 1630**	**$ 1673**	**$ 1607**	**$ 1652**	**$ 1696**
Corner Dual-Surface Worksurfaces								
42"W x 24"D	**AWCDPT-4224**	**AWCDWT-4224**	**$ 1697**	**$ 1746**	**$ 1794**	**$ 1717**	**$ 1767**	**$ 1818**
48"W x 24"D	**AWCDPT-4824**	**AWCDWT-4824**	**$ 1833**	**$ 1889**	**$ 1945**	**$ 1853**	**$ 1910**	**$ 1968**
42"W x 30"D	**AWCDPT-4230**	**AWCDWT-4230**	**$ 1865**	**$ 1922**	**$ 1980**	**$ 1885**	**$ 1943**	**$ 2003**
48"W x 30"D	**AWCDPT-4830**	**AWCDWT-4830**	**$ 1898**	**$ 1957**	**$ 2016**	**$ 1918**	**$ 1978**	**$ 2039**

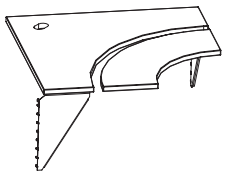

Dual-Surface Worksurfaces

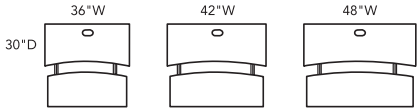

Dual-Surface Corner Worksurfaces

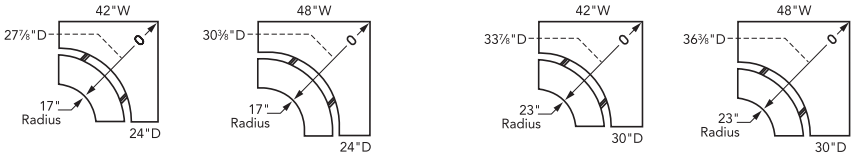

How to specify —

Select the Model Number from above.

1st Option:

Grommet Location:

- **GC** Center — Rectangle
- **GK** Corner
- **G0** No grommet

2nd Option:

Grommet Type:

- **P** Oval Plastic (will match edge trim of laminate)
- **M** Oval Metal (Add $11 per grommet for laminate)
- **S** Square Metal (Add $11 per grommet)

AW D T – . G

Continued below ▼

3rd Option:

Grommet Color (Metal only):

- **EL** Matte Silver

4th Option:

Laminate or Veneer:

See inside front cover for finishes.

5th Option:

Edge Trim Color:

See inside front cover for finishes.

6th Option:

Paint (For Brackets):

- **C**

See inside front cover for finishes.

EL . . . P

Example: **AWRDPT-3630.GCP.LT3B.E9.P02**

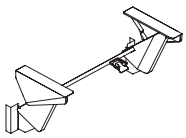

Description	Model	List Price
Sit-to-Stand Height Adjustable Mechanism (PR6 Silver only)		
60"W for use with 46", 52", and 58"W worksurfaces	**Z6STS60**	**$ 1666**

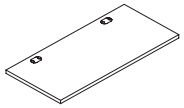

Description	Laminate w/Flat Edge Model	Laminate w/Rabbet Edge Model	Laminate w/Flat L1 List Price	Laminate w/Flat L2 List Price	Laminate w/Flat L3 List Price	Laminate w/Rabbet L1 List Price	Laminate w/Rabbet L2 List Price	Laminate w/Rabbet L3 List Price
24"D Primary Worksurfaces for Sit-to-Stand Height Adjustable Mechanism								
46"W	**Z52446SH**	**ZR52446SH D**	**$ 380**	**$ 400**	**$ 418**	**$ 539**	**$ 567**	**$ 592**
52"W	**Z52452SH**	**ZR52452SH D**	**$ 424**	**$ 446**	**$ 466**	**$ 603**	**$ 634**	**$ 664**
58"W	**Z52458SH**	**ZR52458SH D**	**$ 467**	**$ 491**	**$ 513**	**$ 665**	**$ 699**	**$ 731**

Notes: 1. Add Suffix "N" to model number for no grommet, no upcharge.
2. Add Suffix "S" to model for scallop wire management detail for flat edge models only — no upcharge.
3. Grommets on worksurfaces for sit-to-stand height adjustable mechanism are 5½" from the side edge and 2⅝" from the back edge (on standard systems worksurfaces they are 2⅞" from the side edge and 3⅛" from the back edge.)

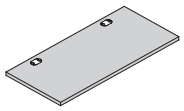

Description	Veneer w/Square Edge Model	Veneer w/Rabbet Edge Model	Square Edge V1 List Price	Square Edge V3 List Price	Square Edge V5 List Price	Rabbet Edge V1 List Price	Rabbet Edge V3 List Price	Rabbet Edge V5 List Price
24"D Veneer Primary Worksurfaces for Sit-to-Stand Height Adjustable Mechanism								
46"W	**ZV52446SH**	**ZVR52446SH D**	**$ 721**	**$ 792**	**$ 866**	**$ 1014**	**$ 1115**	**$ 1218**
52"W	**ZV52452SH**	**ZVR52452SH D**	**$ 774**	**$ 851**	**$ 927**	**$ 1091**	**$ 1198**	**$ 1311**
58"W	**ZV52458SH**	**ZVR52458SH D**	**$ 828**	**$ 911**	**$ 993**	**$ 1177**	**$ 1295**	**$ 1412**

Notes: 1. Add Suffix "N" to model number for no grommet, no upcharge.
2. Add Suffix "S" to model for scallop wire management detail for flat edge models only — no upcharge.
3. Grommets on worksurfaces for sit-to-stand height adjustable mechanism are 5½" from the side edge and 2⅝" from the back edge (on standard systems worksurfaces they are 2⅞" from the side edge and 3⅛" from the back edge.)

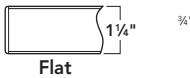

Flat Edge Detail

Rabbet Edge Detail

D *Discontinued 12/31/2015*

How to specify —	*1st Option:*	*1st Option:*	*2nd Option:*	*3rd Option:*	*4th Option:*
Select the Model Number from above. Add suffix if applicable: "**N**" for No Grommets — no upcharge "**S**" for Scallops — no upcharge	**Paint** *(if applicable)*: **PR6** Silver	**Laminate or Veneer:** See inside front cover for finishes.	**Edge Color (Laminate only):** See inside front cover for finishes.	**Grommet Type:** **P** Oval Plastic (will match edge trim on laminate) **M** Oval Metal (Add $11 per grommet on laminate) **S** Square Metal (Add $11 per grommet on laminate)	**Grommet Color (Metal only):** **Oval:** **E4** Black **EZ** Bronze **EL** Matte Silver **Square:** **EL** Matte Silver
_ _ _ _ _ _ _ _ .	P R 6 .	_ _ _ _ .	_ _ .	_	E _

Examples: **Z6STS60.PR6 Z52446SH.LT5A.E4.P**
ZVR52446SH.NE800.ME4

Worksurfaces

Stride® — Primary

For specification information see pages 88-103.

Veneer

GSA SIN 711-1

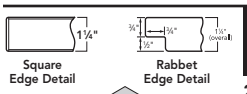

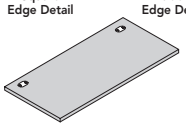

Description	Veneer w/ Square Edge Model	Veneer w/ Rabbet Edge Model	Square Edge V1 List Price	Square Edge V3 List Price	Square Edge V5 List Price	Rabbet Edge V1 List Price	Rabbet Edge V3 List Price	Rabbet Edge V5 List Price
20"D Primary Worksurfaces								
24"W	**TV52024S**	**ZVR52024S** D	$ 507	$ 557	$ 613	$ 731	$ 802	$ 875
30"W	**TV52030S**	**ZVR52030S** D	$ 530	$ 583	$ 636	$ 765	$ 836	$ 917
36"W	**TV52036S**	**ZVR52036S** D	$ 558	$ 614	$ 670	$ 808	$ 888	$ 968
42"W	**TV52042S**	**ZVR52042S** D	$ 593	$ 652	$ 711	$ 858	$ 943	$ 1028
48"W	**TV52048S**	**ZVR52048S** D	$ 646	$ 709	$ 773	$ 933	$ 1026	$ 1118
54"W	**TV52054S**	**ZVR52054S** D	$ 702	$ 772	$ 843	$ 1015	$ 1115	$ 1216
60"W	**TV52060S**	**ZVR52060S** D	$ 739	$ 811	$ 886	$ 1068	$ 1172	$ 1281
66"W	**TV52066S**	**ZVR52066S** D	$ 802	$ 883	$ 961	$ 1161	$ 1277	$ 1392
72"W	**TV52072S**	**ZVR52072S** D	$ 831	$ 914	$ 996	$ 1201	$ 1320	$ 1440
78"W	**TV52078S**	**ZVR52078S** D	$ 865	$ 952	$ 1037	$ 1260	$ 1385	$ 1511
84"W	**TV52084S**	**ZVR52084S** D	$ 907	$ 996	$ 1087	$ 1310	$ 1440	$ 1571
90"W	**TV52090S**	**ZVR52090S** D	$ 939	$ 1032	$ 1126	$ 1357	$ 1491	$ 1627
96"W	**TV52096S**	**ZVR52096S** D	$ 982	$ 1079	$ 1177	$ 1417	$ 1557	$ 1699

Notes: 1) Add Suffix and upcharge for primary worksurfaces to span a "T" or extended straight connection:
Suffix = TZ (Stride — adds 3⅛" to width) $56 upcharge
Examples: **ZVR52024STZ**
2) Add Suffix "N" to a model number for no grommets, no upcharge. *Example:* **ZVR52024SN**
3) Add Suffix "CG" to model number for cross grain direction on 20"D and 24"D worksurfaces 30"W-48"W.

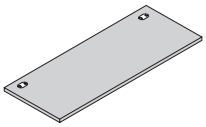

24"D Primary Worksurfaces								
24"W	**TV52424S**	**ZVR52424S** D	$ 533	$ 583	$ 650	$ 770	$ 845	$ 924
30"W	**TV52430S**	**ZVR52430S** D	$ 557	$ 611	$ 682	$ 804	$ 884	$ 963
36"W	**TV52436S**	**ZVR52436S** D	$ 587	$ 643	$ 716	$ 851	$ 935	$ 1018
42"W	**TV52442S**	**ZVR52442S** D	$ 624	$ 680	$ 765	$ 900	$ 990	$ 1079
48"W	**TV52448S**	**ZVR52448S** D	$ 680	$ 744	$ 832	$ 983	$ 1079	$ 1178
54"W	**TV52454S**	**ZVR52454S** D	$ 739	$ 810	$ 904	$ 1068	$ 1172	$ 1281
60"W	**TV52460S**	**ZVR52460S** D	$ 776	$ 850	$ 949	$ 1122	$ 1239	$ 1355
66"W	**TV52466S**	**ZVR52466S** D	$ 847	$ 928	$ 1036	$ 1222	$ 1344	$ 1466
72"W	**TV52472S**	**ZVR52472S** D	$ 876	$ 959	$ 1070	$ 1265	$ 1390	$ 1516
78"W	**TV52478S**	**ZVR52478S** D	$ 917	$ 1001	$ 1120	$ 1326	$ 1458	$ 1590
84"W	**TV52484S**	**ZVR52484S** D	$ 953	$ 1041	$ 1164	$ 1378	$ 1514	$ 1653
90"W	**TV52490S**	**ZVR52490S** D	$ 989	$ 1082	$ 1205	$ 1426	$ 1567	$ 1724
96"W	**TV52496S**	**ZVR52496S** D	$ 1033	$ 1130	$ 1259	$ 1491	$ 1641	$ 1789

Notes: 1) Add Suffix and upcharge for primary worksurfaces to span a "T" or extended straight connection:
Suffix = TZ (Stride — adds 3⅛" to width) Suffix = T2 (Terrace — adds 2¾" to width) $56 upcharge
Examples: **ZVR52424STZ** **TV52442ST2**
2) Add Suffix "N" to a model number for no grommets, no upcharge. *Example:* **ZVR52024SN**
3) Add Suffix "CG" to model number for cross grain direction on 20"D and 24"D worksurfaces 30"W-48"W.

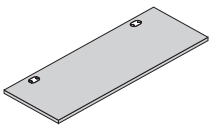

24"D Primary Desking Worksurfaces								
48"W	**ZV52448SDP**	**ZVR52448SDP** D	$ 696	$ 767	$ 841	$ 990	$ 1091	$ 1194
54"W	**ZV52454SDP**	**ZVR52454SDP** D	$ 756	$ 835	$ 911	$ 1077	$ 1189	$ 1299
60"W	**ZV52460SDP**	**ZVR52460SDP** D	$ 798	$ 881	$ 963	$ 1137	$ 1255	$ 1372
66"W	**ZV52466SDP**	**ZVR52466SDP** D	$ 870	$ 960	$ 1050	$ 1237	$ 1364	$ 1493
72"W	**ZV52472SDP**	**ZVR52472SDP** D	$ 902	$ 994	$ 1088	$ 1283	$ 1415	$ 1547
78"W	**ZV52478SDP**	**ZVR52478SDP** D	$ 949	$ 1046	$ 1144	$ 1348	$ 1486	$ 1627
84"W	**ZV52484SDP**	**ZVR52484SDP** D	$ 991	$ 1092	$ 1196	$ 1406	$ 1550	$ 1696

Notes: 1) Add Suffix "N" to a model number for no grommets, no upcharge.
2) Desking worksurfaces have an external support channel and the grommets are 8⅝" from the side edge and 1½" from the back edge (on non-desking worksurfaces, grommets are 2⅞" from the side edge and 3⅛" from the back edge).

D ***Discontinued 12/31/2015***

How to specify —	*1st Option:*	*2nd Option:*	*3rd Option:*
Select the Model Number from above. Add suffix if applicable: "**TZ**" for Stride T-Span — $56 upcharge "**T2**" for Terrace T-Span — $56 upcharge "**N**" for No Grommets — no upcharge "**CG**" for Cross Grain — no upcharge	**Veneer:** See inside front cover for finishes.	**Grommet Type:** **P** Oval Plastic (**E2** on ALL Maple or **E4** on ALL other veneers) **M** Oval Metal **S** Square Metal	**Grommet Color (Metal only):** **Oval:** **E4** Black **EZ** Bronze **EL** Matte Silver **Square:** **EL** Matte Silver
_____ .	_____ .	_____	E _____

Examples: **TV52084S.SC777.P** **ZVR52424STZ.SC777.MEL**
TV52030SCG.SC777.P **ZV52472SDP.NC701.MEZ**

Worksurfaces

Stride® — Primary

For specification information see pages 88-103.

Veneer

GSA SIN 711-1

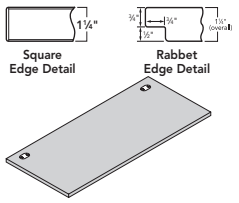

Description	Veneer w/ Square Edge Model	Veneer w/ Rabbet Edge Model	Square Edge V1 List Price	Square Edge V3 List Price	Square Edge V5 List Price	Rabbet Edge V1 List Price	Rabbet Edge V3 List Price	Rabbet Edge V5 List Price
30"D Primary Worksurfaces								
24"W	TV53024S	ZVR53024S D	$ 557	$ 611	$ 682	$ 804	$ 884	$ 963
30"W	TV53030S	ZVR53030S D	$ 605	$ 663	$ 737	$ 872	$ 958	$ 1045
36"W	TV53036S	ZVR53036S D	$ 640	$ 702	$ 784	$ 924	$ 1016	$ 1108
42"W	TV53042S	ZVR53042S D	$ 687	$ 768	$ 856	$ 993	$ 1090	$ 1189
48"W	TV53048S	ZVR53048S D	$ 751	$ 823	$ 918	$ 1082	$ 1187	$ 1297
54"W	TV53054S	ZVR53054S D	$ 821	$ 901	$ 987	$ 1185	$ 1303	$ 1421
60"W	TV53060S	ZVR53060S D	$ 873	$ 956	$ 1068	$ 1260	$ 1385	$ 1511
66"W	TV53066S	ZVR53066S D	$ 945	$ 1037	$ 1157	$ 1365	$ 1500	$ 1637
72"W	TV53072S	ZVR53072S D	$ 990	$ 1087	$ 1212	$ 1430	$ 1571	$ 1714
78"W	TV53078S	ZVR53078S D	$ 1020	$ 1116	$ 1243	$ 1474	$ 1621	$ 1767
84"W	TV53084S	ZVR53084S D	$ 1052	$ 1150	$ 1283	$ 1519	$ 1671	$ 1821
90"W	TV53090S	ZVR53090S D	$ 1091	$ 1192	$ 1333	$ 1577	$ 1734	$ 1891
96"W	TV53096S	ZVR53096S D	$ 1122	$ 1228	$ 1369	$ 1619	$ 1779	$ 1941

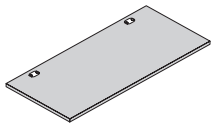

30"D Primary Desking Worksurfaces								
48"W	ZV53048SDP	ZVR53048SDP D	$ 763	$ 842	$ 919	$ 1088	$ 1200	$ 1312
54"W	ZV53054SDP	ZVR53054SDP D	$ 834	$ 921	$ 1006	$ 1192	$ 1315	$ 1437
60"W	ZV53060SDP	ZVR53060SDP D	$ 891	$ 982	$ 1075	$ 1270	$ 1401	$ 1532
66"W	ZV53066SDP	ZVR53066SDP D	$ 965	$ 1064	$ 1163	$ 1377	$ 1518	$ 1661
72"W	ZV53072SDP	ZVR53072SDP D	$ 1014	$ 1116	$ 1224	$ 1444	$ 1595	$ 1742
78"W	ZV53078SDP	ZVR53078SDP D	$ 1049	$ 1157	$ 1265	$ 1492	$ 1647	$ 1799
84"W	ZV53084SDP	ZVR53084SDP D	$ 1085	$ 1198	$ 1310	$ 1543	$ 1703	$ 1861

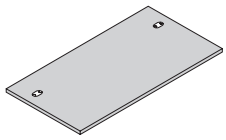

36"D Primary Worksurfaces								
60"W	TV53660S	N/A	$ 1053	$ 1151	$ 1286	N/A	N/A	N/A
66"W	TV53666S	N/A	$ 1087	$ 1188	$ 1327	N/A	N/A	N/A
72"W	TV53672S	N/A	$ 1115	$ 1221	$ 1361	N/A	N/A	N/A

Recessed Grommets shown

Notes: 1) Add Suffix and upcharge for 30"D primary worksurfaces to span a "T" or extended straight connection:
Suffix = TZ (Stride — adds 3⅛" to width) $56 upcharge
Suffix = T2 (Terrace — adds 2¾" to width) $56 upcharge
Examples: **ZVR53024STZ** **ZVR53096ST2**

2) Add Suffix "N" to a model number for no grommets, no upcharge. *Example:* **ZVR53024SN**

3) Add Suffix "R" to a model number for recessed grommets on 36"D primary worksurfaces only, no upcharge. Recessed grommets are inset 6" from standard location to provide conference overhang in desking applications. *Example:* **TV53660SR**

4) Desking worksurfaces have an external support channel and the grommets are 8⅝" from the side edge and 1½" from the back edge (on non-desking worksurfaces, grommets are 2⅞" from the side edge and 3⅛" from the back edge).

D ***Discontinued 12/31/2015***

How to specify —	*1st Option:*	*2nd Option:*	*3rd Option:*
Select the Model Number from above. Add suffix if applicable: "**TZ**" for Stride T-Span — $56 upcharge "**T2**" for Terrace T-Span — $56 upcharge "**N**" for No Grommets — no upcharge "**CG**" for Cross Grain — no upcharge	**Veneer:** See inside front cover for finishes.	**Grommet Type:** **P** Oval Plastic (**E2** on ALL Maple or **E4** on ALL other veneers) **M** Oval Metal **S** Square Metal	**Grommet Color (Metal only):** **Oval:** **E4** Black **EZ** Bronze **EL** Matte Silver **Square:** **EL** Matte Silver
_____ .	_____ .	_____	E _____

Examples: **TV53084S.SC777.P** **ZVR53096S.SC777.MEZ**
ZV53048SDP.NC215.P

Worksurfaces

Stride® — Linear Taper

For specification information see pages 88-103.

Veneer

GSA SIN 711-1

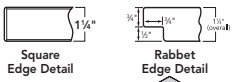

Description	Veneer w/ Square Edge Model	Veneer w/ Rabbet Edge Model	Square Edge V1 List Price	Square Edge V3 List Price	Square Edge V5 List Price	Rabbet Edge V1 List Price	Rabbet Edge V3 List Price	Rabbet Edge V5 List Price
20"D / 24"D Linear Taper Worksurfaces								
30"W x 20"L x 24"R	ZV5203024T	ZVR5203024T D	$ 775	$ 852	$ 929	$ 1119	$ 1231	$ 1342
36"W x 20"L x 24"R	ZV5203624T	ZVR5203624T D	$ 808	$ 889	$ 968	$ 1167	$ 1284	$ 1399
42"W x 20"L x 24"R	ZV5204224T	ZVR5204224T D	$ 856	$ 942	$ 1027	$ 1236	$ 1383	$ 1529
48"W x 20"L x 24"R	ZV5204824T	ZVR5204824T D	$ 923	$ 1014	$ 1107	$ 1333	$ 1465	$ 1599
54"W x 20"L x 24"R	ZV5205424T	ZVR5205424T D	$ 1017	$ 1117	$ 1220	$ 1469	$ 1616	$ 1762
60"W x 20"L x 24"R	ZV5206024T	ZVR5206024T D	$ 1065	$ 1172	$ 1277	$ 1540	$ 1694	$ 1845
66"W x 20"L x 24"R	ZV5206624T	ZVR5206624T D	$ 1171	$ 1288	$ 1404	$ 1691	$ 1858	$ 2028
72"W x 20"L x 24"R	ZV5207224T	ZVR5207224T D	$ 1210	$ 1330	$ 1452	$ 1747	$ 1920	$ 2095
78"W x 20"L x 24"R	ZV5207824T	ZVR5207824T D	$ 1452	$ 1598	$ 1742	$ 2098	$ 2305	$ 2516
84"W x 20"L x 24"R	ZV5208424T	ZVR5208424T D	$ 1567	$ 1722	$ 1878	$ 2266	$ 2491	$ 2718
20"D / 24"D Linear Taper Desking Worksurfaces								
48"W x 20"L x 24"R	ZV5204824TDP	ZVR5204824TDP D	$ 932	$ 1027	$ 1123	$ 1331	$ 1467	$ 1605
54"W x 20"L x 24"R	ZV5205424TDP	ZVR5205424TDP D	$ 1026	$ 1132	$ 1238	$ 1467	$ 1619	$ 1770
60"W x 20"L x 24"R	ZV5206024TDP	ZVR5206024TDP D	$ 1078	$ 1190	$ 1300	$ 1539	$ 1697	$ 1857
66"W x 20"L x 24"R	ZV5206624TDP	ZVR5206624TDP D	$ 1185	$ 1307	$ 1430	$ 1693	$ 1868	$ 2042
72"W x 20"L x 24"R	ZV5207224TDP	ZVR5207224TDP D	$ 1228	$ 1354	$ 1480	$ 1753	$ 1933	$ 2114
78"W x 20"L x 24"R	ZV5207824TDP	ZVR5207824TDP D	$ 1467	$ 1618	$ 1770	$ 2098	$ 2315	$ 2530
84"W x 20"L x 24"R	ZV5208424TDP	ZVR5208424TDP D	$ 1586	$ 1749	$ 1914	$ 2239	$ 2472	$ 2705
24"D / 20"D Linear Taper Worksurfaces								
30"W x 24"L x 20"R	ZV5243020T	ZVR5243020T D	$ 775	$ 852	$ 929	$ 1119	$ 1231	$ 1342
36"W x 24"L x 20"R	ZV5243620T	ZVR5243620T D	$ 808	$ 889	$ 968	$ 1167	$ 1284	$ 1399
42"W x 24"L x 20"R	ZV5244220T	ZVR5244220T D	$ 856	$ 942	$ 1027	$ 1236	$ 1383	$ 1529
48"W x 24"L x 20"R	ZV5244820T	ZVR5244820T D	$ 923	$ 1014	$ 1107	$ 1333	$ 1465	$ 1599
54"W x 24"L x 20"R	ZV5245420T	ZVR5245420T D	$ 1017	$ 1117	$ 1220	$ 1469	$ 1616	$ 1762
60"W x 24"L x 20"R	ZV5246020T	ZVR5246020T D	$ 1065	$ 1172	$ 1277	$ 1540	$ 1694	$ 1845
66"W x 24"L x 20"R	ZV5246620T	ZVR5246620T D	$ 1171	$ 1288	$ 1404	$ 1691	$ 1858	$ 2028
72"W x 24"L x 20"R	ZV5247220T	ZVR5247220T D	$ 1210	$ 1330	$ 1452	$ 1747	$ 1920	$ 2095
78"W x 24"L x 20"R	ZV5247820T	ZVR5247820T D	$ 1452	$ 1598	$ 1742	$ 2098	$ 2305	$ 2516
84"W x 24"L x 20"R	ZV5248420T	ZVR5248420T D	$ 1567	$ 1722	$ 1878	$ 2266	$ 2491	$ 2718
24"D / 20"D Linear Taper Desking Worksurfaces								
48"W x 24"L x 20"R	ZV5244820TDP	ZVR5244820TDP D	$ 932	$ 1027	$ 1123	$ 1331	$ 1467	$ 1605
54"W x 24"L x 20"R	ZV5245420TDP	ZVR5245420TDP D	$ 1026	$ 1132	$ 1238	$ 1467	$ 1619	$ 1770
60"W x 24"L x 20"R	ZV5246020TDP	ZVR5246020TDP D	$ 1078	$ 1190	$ 1300	$ 1539	$ 1697	$ 1857
66"W x 24"L x 20"R	ZV5246620TDP	ZVR5246620TDP D	$ 1185	$ 1307	$ 1430	$ 1693	$ 1868	$ 2042
72"W x 24"L x 20"R	ZV5247220TDP	ZVR5247220TDP D	$ 1228	$ 1354	$ 1480	$ 1753	$ 1933	$ 2114
78"W x 24"L x 20"R	ZV5247820TDP	ZVR5247820TDP D	$ 1467	$ 1618	$ 1770	$ 2098	$ 2315	$ 2530
84"W x 24"L x 20"R	ZV5248420TDP	ZVR5248420TDP D	$ 1586	$ 1749	$ 1914	$ 2266	$ 2499	$ 2732

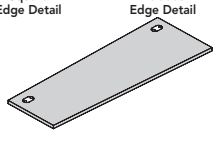

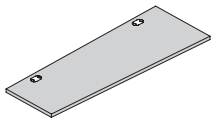

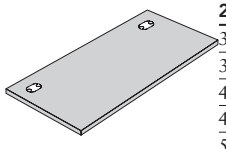

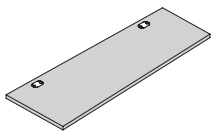

Notes: 1) Add Suffix "N" to a model number for no grommets, no upcharge.

2) Desking worksurfaces have an external support channel that extends 1¼" below the worksurface and the grommets are 8⅝" from the side edge and 1½" from the back edge (on non-desking worksurfaces, grommets are 2⅞" from the side edge and 3⅛" from the back edge).

D *Discontinued 12/31/2015*

How to specify —	*1st Option:*	*2nd Option:*	*3rd Option:*
Select the Model Number from above. Add suffix if applicable: "**N**" for No Grommets — no upcharge	**Veneer:** See inside front cover for finishes.	**Grommet Type:** **P** Oval Plastic (**E2** on ALL Maple or **E4** on ALL other veneers) **M** Oval Metal **S** Square Metal	**Grommet Color (Metal only):** **Oval:** **E4** Black **EZ** Bronze **EL** Matte Silver **Square:** **EL** Matte Silver
_____ .	_____	_____	E _____

Examples: **ZV5204824T.SC777.P** **ZVR5204824TDP.NC215.MEZ**

Worksurfaces

Stride® — Linear Taper

For specification information see pages 88-103.

Veneer

GSA SIN 711-1

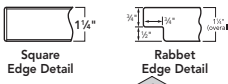

Description	Veneer w/ Square Edge Model	Veneer w/ Rabbet Edge Model	Square Edge V1 List Price	Square Edge V3 List Price	Square Edge V5 List Price	Rabbet Edge V1 List Price	Rabbet Edge V3 List Price	Rabbet Edge V5 List Price
24"D / 30"D Linear Taper Worksurfaces								
30"W x 24"L x 30"R	ZV5243030T	ZVR5243030T D	$ 816	$ 898	$ 977	$ 1178	$ 1295	$ 1413
36"W x 24"L x 30"R	ZV5243630T	ZVR5243630T D	$ 851	$ 935	$ 1020	$ 1228	$ 1350	$ 1473
42"W x 24"L x 30"R	ZV5244230T	ZVR5244230T D	$ 901	$ 990	$ 1081	$ 1301	$ 1429	$ 1560
48"W x 24"L x 30"R	ZV5244830T	ZVR5244830T D	$ 972	$ 1068	$ 1164	$ 1404	$ 1542	$ 1684
54"W x 24"L x 30"R	ZV5245430T	ZVR5245430T D	$ 1068	$ 1175	$ 1281	$ 1545	$ 1700	$ 1851
60"W x 24"L x 30"R	ZV5246030T	ZVR5246030T D	$ 1122	$ 1234	$ 1345	$ 1619	$ 1779	$ 1941
66"W x 24"L x 30"R	ZV5246630T	ZVR5246630T D	$ 1232	$ 1354	$ 1478	$ 1778	$ 1955	$ 2132
72"W x 24"L x 30"R	ZV5247230T	ZVR5247230T D	$ 1273	$ 1399	$ 1527	$ 1840	$ 2023	$ 2207
78"W x 24"L x 30"R	ZV5247830T	ZVR5247830T D	$ 1528	$ 1680	$ 1833	$ 2208	$ 2429	$ 2649
84"W x 24"L x 30"R	ZV5248430T	ZVR5248430T D	$ 1651	$ 1816	$ 1980	$ 2387	$ 2624	$ 2864
24"D / 30"D Linear Taper Desking Worksurfaces								
48"W x 24"L x 30"R	ZV5244830TDP	ZVR5244830TDP D	$ 979	$ 1078	$ 1182	$ 1400	$ 1543	$ 1687
54"W x 24"L x 30"R	ZV5245430TDP	ZVR5245430TDP D	$ 1076	$ 1188	$ 1298	$ 1539	$ 1697	$ 1856
60"W x 24"L x 30"R	ZV5246030TDP	ZVR5246030TDP D	$ 1131	$ 1248	$ 1364	$ 1619	$ 1785	$ 1953
66"W x 24"L x 30"R	ZV5246630TDP	ZVR5246630TDP D	$ 1244	$ 1372	$ 1500	$ 1779	$ 1963	$ 2146
72"W x 24"L x 30"R	ZV5247230TDP	ZVR5247230TDP D	$ 1289	$ 1420	$ 1556	$ 1842	$ 2031	$ 2223
78"W x 24"L x 30"R	ZV5247830TDP	ZVR5247830TDP D	$ 1542	$ 1700	$ 1861	$ 2206	$ 2433	$ 2661
84"W x 24"L x 30"R	ZV5248430TDP	ZVR5248430TDP D	$ 1666	$ 1838	$ 2009	$ 2383	$ 2628	$ 2876
30"D / 24"D Linear Taper Worksurfaces								
30"W x 30"L x 24"R	ZV5303024T	ZVR5303024T D	$ 816	$ 898	$ 977	$ 1178	$ 1295	$ 1413
36"W x 30"L x 24"R	ZV5303624T	ZVR5303624T D	$ 851	$ 935	$ 1020	$ 1228	$ 1350	$ 1473
42"W x 30"L x 24"R	ZV5304224T	ZVR5304224T D	$ 901	$ 990	$ 1081	$ 1301	$ 1429	$ 1560
48"W x 30"L x 24"R	ZV5304824T	ZVR5304824T D	$ 972	$ 1068	$ 1164	$ 1404	$ 1542	$ 1684
54"W x 30"L x 24"R	ZV5305424T	ZVR5305424T D	$ 1068	$ 1175	$ 1281	$ 1545	$ 1700	$ 1851
60"W x 30"L x 24"R	ZV5306024T	ZVR5306024T D	$ 1122	$ 1234	$ 1345	$ 1619	$ 1779	$ 1941
66"W x 30"L x 24"R	ZV5306624T	ZVR5306624T D	$ 1232	$ 1354	$ 1478	$ 1778	$ 1955	$ 2132
72"W x 30"L x 24"R	ZV5307224T	ZVR5307224T D	$ 1273	$ 1399	$ 1527	$ 1840	$ 2023	$ 2207
78"W x 30"L x 24"R	ZV5307824T	ZVR5307824T D	$ 1528	$ 1680	$ 1833	$ 2208	$ 2429	$ 2649
84"W x 30"L x 24"R	ZV5308424T	ZVR5308424T D	$ 1651	$ 1816	$ 1980	$ 2387	$ 2624	$ 2864
30"D / 24"D Linear Taper Desking Worksurfaces								
48"W x 30"L x 24"R	ZV5304824TDP	ZVR5304824TDP D	$ 979	$ 1078	$ 1182	$ 1400	$ 1543	$ 1687
54"W x 30"L x 24"R	ZV5305424TDP	ZVR5305424TDP D	$ 1076	$ 1188	$ 1298	$ 1539	$ 1697	$ 1856
60"W x 30"L x 24"R	ZV5306024TDP	ZVR5306024TDP D	$ 1131	$ 1248	$ 1364	$ 1619	$ 1785	$ 1953
66"W x 30"L x 24"R	ZV5306624TDP	ZVR5306624TDP D	$ 1244	$ 1372	$ 1500	$ 1779	$ 1963	$ 2146
72"W x 30"L x 24"R	ZV5307224TDP	ZVR5307224TDP D	$ 1289	$ 1420	$ 1556	$ 1842	$ 2031	$ 2223
78"W x 30"L x 24"R	ZV5307824TDP	ZVR5307824TDP D	$ 1542	$ 1700	$ 1861	$ 2206	$ 2433	$ 2661
84"W x 30"L x 24"R	ZV5308424TDP	ZVR5308424TDP D	$ 1666	$ 1838	$ 2009	$ 2383	$ 2628	$ 2876

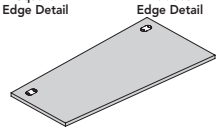

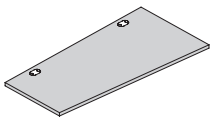

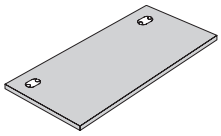

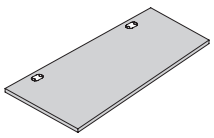

Notes: 1) Add Suffix "N" to a model number for no grommets, no upcharge.

2) Desking worksurfaces have an external support channel that extends 1¼" below the worksurface and the grommets are 8⅝" from the side edge and 1½" from the back edge (on non-desking worksurfaces, grommets are 2⅞" from the side edge and 3⅛" from the back edge).

D ***Discontinued 12/31/2015***

How to specify —	*1st Option:*	*2nd Option:*	*3rd Option:*
Select the Model Number from above. Add suffix if applicable: "**N**" for No Grommets — no upcharge	**Veneer:** See inside front cover for finishes.	**Grommet Type:** **P** Oval Plastic (**E2** on ALL Maple or **E4** on ALL other veneers) **M** Oval Metal **S** Square Metal	**Grommet Color (Metal only):** **Oval:** **E4** Black **EZ** Bronze **EL** Matte Silver **Square:** **EL** Matte Silver
_____ .	_____	_____	E _____

Examples: **ZV5303024T.SC777.P** **ZVR5244830TDP.NC215.MEZ**

Worksurfaces

Stride® — Linear Saddle

For specification information see pages 88-103.

Veneer

GSA SIN 711-1

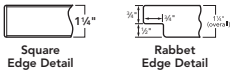

Description	Veneer w/ Square Edge Model	Veneer w/ Rabbet Edge Model	Square Edge V1 List Price	Square Edge V3 List Price	Square Edge V5 List Price	Rabbet Edge V1 List Price	Rabbet Edge V3 List Price	Rabbet Edge V5 List Price
20"D[1] x 17½"D[2] Linear Saddle Worksurfaces								
36"W	ZV52036LS	ZVR52036LS D	$ 637	$ 699	$ 763	$ 919	$ 1011	$ 1102
42"W	ZV52042LS	ZVR52042LS D	$ 693	$ 760	$ 830	$ 998	$ 1097	$ 1196
48"W	ZV52048LS	ZVR52048LS D	$ 752	$ 828	$ 902	$ 1085	$ 1190	$ 1301
24"D[1] x 21½"D[2] Linear Saddle Worksurfaces								
42"W	ZV52442LS	ZVR52442LS D	$ 669	$ 734	$ 800	$ 966	$ 1061	$ 1158
48"W	ZV52448LS	ZVR52448LS D	$ 729	$ 801	$ 875	$ 1052	$ 1155	$ 1262
54"W	ZV52454LS	ZVR52454LS D	$ 791	$ 871	$ 947	$ 1142	$ 1257	$ 1368
60"W	ZV52460LS	ZVR52460LS D	$ 831	$ 914	$ 997	$ 1200	$ 1319	$ 1438
66"W	ZV52466LS	ZVR52466LS D	$ 906	$ 996	$ 1086	$ 1307	$ 1435	$ 1567
72"W	ZV52472LS	ZVR52472LS D	$ 937	$ 1029	$ 1124	$ 1355	$ 1489	$ 1625
78"W	ZV52478LS	ZVR52478LS D	$ 1125	$ 1237	$ 1350	$ 1623	$ 1784	$ 1946
84"W	ZV52484LS	ZVR52484LS D	$ 1214	$ 1335	$ 1456	$ 1754	$ 1928	$ 2104
24"D[1] x 21½"D[2] Linear Saddle Desking Worksurfaces								
48"W	ZV52448LSDP	ZVR52448LSDP D	$ 742	$ 819	$ 894	$ 1059	$ 1166	$ 1277
54"W	ZV52454LSDP	ZVR52454LSDP D	$ 806	$ 889	$ 972	$ 1150	$ 1269	$ 1388
60"W	ZV52460LSDP	ZVR52460LSDP D	$ 852	$ 940	$ 1028	$ 1212	$ 1336	$ 1463
66"W	ZV52466LSDP	ZVR52466LSDP D	$ 928	$ 1023	$ 1119	$ 1322	$ 1457	$ 1595
72"W	ZV52472LSDP	ZVR52472LSDP D	$ 962	$ 1060	$ 1159	$ 1370	$ 1511	$ 1653
78"W	ZV52478LSDP	ZVR52478LSDP D	$ 1150	$ 1269	$ 1387	$ 1639	$ 1806	$ 1978
84"W	ZV52484LSDP	ZVR52484LSDP D	$ 1244	$ 1321	$ 1396	$ 1773	$ 1957	$ 2139
30"D[1] x 27½"D[2] Linear Saddle Worksurfaces								
48"W	ZV53048LS	ZVR53048LS D	$ 802	$ 883	$ 961	$ 1160	$ 1276	$ 1391
54"W	ZV53054LS	ZVR53054LS D	$ 869	$ 956	$ 1042	$ 1256	$ 1380	$ 1506
60"W	ZV53060LS	ZVR53060LS D	$ 935	$ 1027	$ 1121	$ 1350	$ 1484	$ 1618
66"W	ZV53066LS	ZVR53066LS D	$ 998	$ 1096	$ 1195	$ 1441	$ 1584	$ 1727
72"W	ZV53072LS	ZVR53072LS D	$ 1060	$ 1166	$ 1271	$ 1529	$ 1683	$ 1833
78"W	ZV53078LS	ZVR53078LS D	$ 1270	$ 1396	$ 1543	$ 1835	$ 2018	$ 2201
84"W	ZV53084LS	ZVR53084LS D	$ 1372	$ 1507	$ 1645	$ 1890	$ 2078	$ 2267
30"D[1] x 27½"D[2] Linear Saddle Desking Worksurfaces								
48"W	ZV53048LSDP	ZVR53048LSDP D	$ 815	$ 899	$ 982	$ 1164	$ 1284	$ 1404
54"W	ZV53054LSDP	ZVR53054LSDP D	$ 882	$ 972	$ 1065	$ 1260	$ 1389	$ 1520
60"W	ZV53060LSDP	ZVR53060LSDP D	$ 951	$ 1048	$ 1146	$ 1357	$ 1496	$ 1638
66"W	ZV53066LSDP	ZVR53066LSDP D	$ 1016	$ 1122	$ 1226	$ 1449	$ 1600	$ 1748
72"W	ZV53072LSDP	ZVR53072LSDP D	$ 1081	$ 1193	$ 1304	$ 1542	$ 1700	$ 1860
78"W	ZV53078LSDP	ZVR53078LSDP D	$ 1292	$ 1424	$ 1559	$ 1843	$ 2034	$ 2224
84"W	ZV53084LSDP	ZVR53084LSDP D	$ 1397	$ 1542	$ 1686	$ 1902	$ 2098	$ 2295

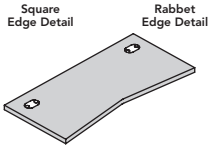

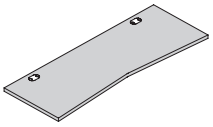

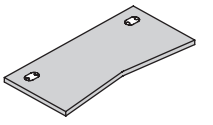

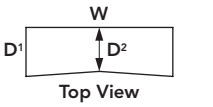

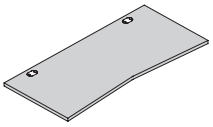

Notes: 1) Add Suffix "N" to a model number for no grommets, no upcharge.

2) Desking worksurfaces have an external support channel that extends 1¼" below the worksurface and the grommets are 8⅝" from the side edge and 1½" from the back edge (on non-desking worksurfaces, grommets are 2⅞" from the side edge and 3⅛" from the back edge).

D ***Discontinued 12/31/2015***

How to specify —	*1st Option:*	*2nd Option:*	*3rd Option:*
Select the Model Number from above. Add suffix if applicable: "**N**" for No Grommets — no upcharge	**Veneer:** See inside front cover for finishes.	**Grommet Type:** **P** Oval Plastic (**E2** on ALL Maple or **E4** on ALL other veneers) **M** Oval Metal **S** Square Metal	**Grommet Color (Metal only):** **Oval:** **E4** Black **EZ** Bronze **EL** Matte Silver **Square:** **EL** Matte Silver
Z _____ . _____ . _____			E _____

Examples: **ZV52472LS.SC777.MEL** **ZVR52448LSDP.NE800.SEL**

Worksurfaces

Stride® — Linear Corner and Linear Corner Cove

For specification information see pages 88-103.

Veneer

GSA SIN 711-1

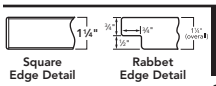

Description	Veneer w/ Square Edge Model	Veneer w/ Rabbet Edge Model	Square Edge V1 List Price	Square Edge V3 List Price	Square Edge V5 List Price	Rabbet Edge V1 List Price	Rabbet Edge V3 List Price	Rabbet Edge V5 List Price
20"D Linear Corner Symmetrical Worksurfaces								
30"W	ZV52030CL	ZVR52030CL D	$ 895	$ 984	$ 1074	$ 1294	$ 1421	$ 1552
36"W	ZV52036CL	ZVR52036CL D	$ 933	$ 1025	$ 1119	$ 1348	$ 1482	$ 1616
42"W	ZV52042CL	ZVR52042CL D	$ 998	$ 1096	$ 1195	$ 1441	$ 1584	$ 1727
48"W	ZV52048CL	ZVR52048CL D	$ 1138	$ 1251	$ 1365	$ 1642	$ 1804	$ 1967
24"D Linear Corner Symmetrical Worksurfaces								
36"W	ZV52436CL	ZVR52436CL D	$ 971	$ 1067	$ 1163	$ 1402	$ 1540	$ 1681
42"W	ZV52442CL	ZVR52442CL D	$ 1034	$ 1135	$ 1240	$ 1492	$ 1642	$ 1790
48"W	ZV52448CL	ZVR52448CL D	$ 1174	$ 1291	$ 1408	$ 1697	$ 1864	$ 2035
Linear Corner Asymmetrical Worksurfaces — Left								
36"W x 24"L x 20"R	ZV5L36CL	ZVR5L36CL D	$ 952	$ 1047	$ 1141	$ 1375	$ 1511	$ 1648
42"W x 24"L x 20"R	ZV5L42CL	ZVR5L42CL D	$ 1015	$ 1115	$ 1218	$ 1468	$ 1615	$ 1759
48"W x 24"L x 20"R	ZV5L48CL	ZVR5L48CL D	$ 1157	$ 1273	$ 1387	$ 1670	$ 1835	$ 2004
Linear Corner Asymmetrical Worksurfaces — Right								
36"W x 20"L x 24"R	ZV5R36CL	ZVR5R36CL D	$ 952	$ 1047	$ 1141	$ 1375	$ 1511	$ 1648
42"W x 20"L x 24"R	ZV5R42CL	ZVR5R42CL D	$ 1015	$ 1115	$ 1218	$ 1468	$ 1615	$ 1759
48"W x 20"L x 24"R	ZV5R48CL	ZVR5R48CL D	$ 1157	$ 1273	$ 1387	$ 1670	$ 1835	$ 2004
Linear Corner Cove Worksurfaces — Extended Left								
60"x 36"x 24"L x 20"R	ZV56312LC	ZVR56312LC D	$ 1277	$ 1404	$ 1531	$ 1845	$ 2029	$ 2213
60"x 36"x 24"L x 24"R	ZV56322LC	ZVR56322LC D	$ 1314	$ 1444	$ 1575	$ 1898	$ 2087	$ 2277
60"x 48"x 24"L x 20"R	ZV56412LC	ZVR56412LC D	$ 1716	$ 1887	$ 2057	$ 2479	$ 2726	$ 2974
60"x 48"x 24"L x 24"R	ZV56422LC	ZVR56422LC D	$ 1753	$ 1928	$ 2103	$ 2532	$ 2785	$ 3036
72"x 36"x 24"L x 20"R	ZV57312LC	ZVR57312LC D	$ 1394	$ 1532	$ 1671	$ 2016	$ 2216	$ 2418
72"x 36"x 24"L x 24"R	ZV57322LC	ZVR57322LC D	$ 1432	$ 1576	$ 1718	$ 2070	$ 2275	$ 2483
72"x 48"x 24"L x 20"R	ZV57412LC	ZVR57412LC D	$ 1877	$ 2064	$ 2252	$ 2712	$ 2982	$ 3253
72"x 48"x 24"L x 24"R	ZV57422LC	ZVR57422LC D	$ 1915	$ 2105	$ 2296	$ 2767	$ 3044	$ 3320
Linear Corner Cove Worksurfaces — Extended Right								
36"x 60"x 20"L x 24"R	ZV53621LC	ZVR53621LC D	$ 1277	$ 1404	$ 1531	$ 1845	$ 2029	$ 2213
36"x 60"x 24"L x 24"R	ZV56322LC	ZVR56322LC D	$ 1314	$ 1444	$ 1575	$ 1898	$ 2087	$ 2277
48"x 60"x 20"L x 24"R	ZV54621LC	ZVR54621LC D	$ 1716	$ 1887	$ 2057	$ 2479	$ 2726	$ 2974
48"x 60"x 24"L x 24"R	ZV54622LC	ZVR54622LC D	$ 1753	$ 1928	$ 2103	$ 2532	$ 2785	$ 3036
36"x 72"x 20"L x 24"R	ZV53721LC	ZVR53721LC D	$ 1394	$ 1532	$ 1671	$ 2016	$ 2216	$ 2418
36"x 72"x 24"L x 24"R	ZV53722LC	ZVR53722LC D	$ 1432	$ 1576	$ 1718	$ 2070	$ 2275	$ 2483
48"x 72"x 20"L x 24"R	ZV54721LC	ZVR54721LC D	$ 1877	$ 2064	$ 2252	$ 2712	$ 2982	$ 3253
48"x 72"x 24"L x 24"R	ZV54722LC	ZVR54722LC D	$ 1915	$ 2105	$ 2296	$ 2767	$ 3044	$ 3320

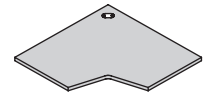

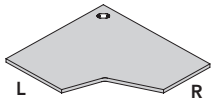

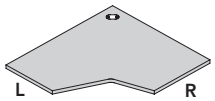

Note: Add Suffix "N" to model number for no grommets, no upcharge.
Example: **ZV52436CLN**

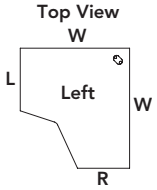

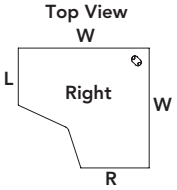

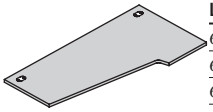

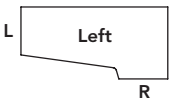

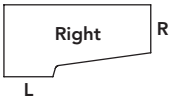

Note: Add Suffix "N" for no grommet, no upcharge. *Example:* **ZV57312LCN**

D ***Discontinued 12/31/2015***

How to specify —	*1st Option:*	*2nd Option:*	*3rd Option:*
Select the Model Number from above. Add suffix if applicable: "**N**" for No Grommets — no upcharge	**Veneer:** See inside front cover for finishes.	**Grommet Type:** **P** Oval Plastic (**E2** on ALL Maple or **E4** on ALL other veneers) **M** Oval Metal **S** Square Metal	**Grommet Color (Metal only):** **Oval:** **E4** Black **EZ** Bronze **EL** Matte Silver **Square:** **EL** Matte Silver
_____ .	_____ .	_____	E _____

Examples: **ZV52048CL.NC777.P** **ZVR5L36CL.NC777.ME4**

Worksurfaces

Stride® — Linear J

For specification information see pages 88-103.

Veneer

GSA SIN 711-1

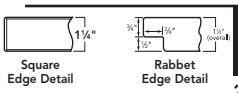

Description	Veneer w/ Square Edge Model	Veneer w/ Rabbet Edge Model	Square Edge V1 List Price	Square Edge V3 List Price	Square Edge V5 List Price	Rabbet Edge V1 List Price	Rabbet Edge V3 List Price	Rabbet Edge V5 List Price
24" Linear J Worksurfaces Left								
24"A x 20"B x 48"C	ZV52148JL	ZVR52148JL D	$ 1120	$ 1232	$ 1343	$ 1617	$ 1777	$ 1938
24"A x 20"B x 54"C	ZV52154JL	ZVR52154JL D	$ 1139	$ 1253	$ 1366	$ 1644	$ 1806	$ 1971
24"A x 20"B x 60"C	ZV52160JL	ZVR52160JL D	$ 1158	$ 1274	$ 1388	$ 1672	$ 1837	$ 2006
24"A x 20"B x 66"C	ZV52166JL	ZVR52166JL D	$ 1175	$ 1293	$ 1409	$ 1699	$ 1867	$ 2037
24"A x 20"B x 72"C	ZV52172JL	ZVR52172JL D	$ 1194	$ 1313	$ 1431	$ 1725	$ 1897	$ 2069
24"A x 20"B x 78"C	ZV52178JL	ZVR52178JL D	$ 1312	$ 1442	$ 1573	$ 1897	$ 2086	$ 2276
24"A x 20"B x 84"C	ZV52184JL	ZVR52184JL D	$ 1428	$ 1572	$ 1714	$ 2070	$ 2275	$ 2483
24"A x 20"B x 90"C	ZV52190JL	ZVR52190JL D	$ 1485	$ 1634	$ 1782	$ 2153	$ 2368	$ 2582
24"A x 20"B x 96"C	ZV52196JL	ZVR52196JL D	$ 1542	$ 1695	$ 1849	$ 2238	$ 2461	$ 2684
24" Linear J Desking Worksurfaces Left								
24"A x 20"B x 60"C	ZV52160JLDP	ZVR52160JLDP D	$ 1207	$ 1327	$ 1447	$ 1725	$ 1898	$ 2069
24"A x 20"B x 66"C	ZV52166JLDP	ZVR52166JLDP D	$ 1193	$ 1315	$ 1439	$ 1704	$ 1879	$ 2055
24"A x 20"B x 72"C	ZV52172JLDP	ZVR52172JLDP D	$ 1214	$ 1339	$ 1464	$ 1733	$ 1910	$ 2089
24"A x 20"B x 78"C	ZV52178JLDP	ZVR52178JLDP D	$ 1453	$ 1603	$ 1752	$ 2073	$ 2288	$ 2500
24"A x 20"B x 84"C	ZV52184JLDP	ZVR52184JLDP D	$ 1567	$ 1727	$ 1890	$ 2238	$ 2469	$ 2699
24" Linear J Worksurfaces Right								
24"A x 20"B x 48"C	ZV52148JR	ZVR52148JR D	$ 1120	$ 1232	$ 1343	$ 1617	$ 1777	$ 1938
24"A x 20"B x 54"C	ZV52154JR	ZVR52154JR D	$ 1139	$ 1253	$ 1366	$ 1644	$ 1806	$ 1971
24"A x 20"B x 60"C	ZV52160JR	ZVR52160JR D	$ 1158	$ 1274	$ 1388	$ 1672	$ 1837	$ 2006
24"A x 20"B x 66"C	ZV52166JR	ZVR52166JR D	$ 1175	$ 1293	$ 1409	$ 1699	$ 1867	$ 2037
24"A x 20"B x 72"C	ZV52172JR	ZVR52172JR D	$ 1194	$ 1313	$ 1431	$ 1725	$ 1897	$ 2069
24"A x 20"B x 78"C	ZV52178JR	ZVR52178JR D	$ 1312	$ 1442	$ 1573	$ 1897	$ 2086	$ 2276
24"A x 20"B x 84"C	ZV52184JR	ZVR52184JR D	$ 1428	$ 1572	$ 1714	$ 2070	$ 2275	$ 2483
24"A x 20"B x 90"C	ZV52190JR	ZVR52190JR D	$ 1485	$ 1634	$ 1782	$ 2153	$ 2368	$ 2582
24"A x 20"B x 96"C	ZV52196JR	ZVR52196JR D	$ 1542	$ 1695	$ 1849	$ 2238	$ 2461	$ 2684
24" Linear J Desking Worksurfaces Right								
24"A x 20"B x 60"C	ZV52160JRDP	ZVR52160JRDP D	$ 1207	$ 1327	$ 1447	$ 1725	$ 1898	$ 2069
24"A x 20"B x 66"C	ZV52166JRDP	ZVR52166JRDP D	$ 1193	$ 1315	$ 1439	$ 1704	$ 1879	$ 2055
24"A x 20"B x 72"C	ZV52172JRDP	ZVR52172JRDP D	$ 1214	$ 1339	$ 1464	$ 1733	$ 1910	$ 2089
24"A x 20"B x 78"C	ZV52178JRDP	ZVR52178JRDP D	$ 1453	$ 1603	$ 1752	$ 2073	$ 2288	$ 2500
24"A x 20"B x 84"C	ZV52184JRDP	ZVR52184JRDP D	$ 1567	$ 1727	$ 1890	$ 2238	$ 2469	$ 2699

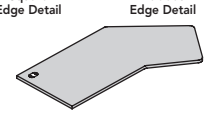

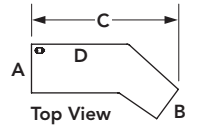

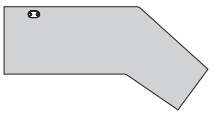

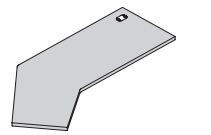

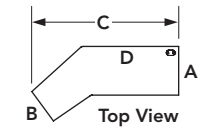

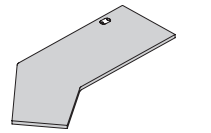

Notes: 1) Add Suffix "N" to a model number for no grommets, no upcharge.
2) Dimension "D" is equal to "C" minus 24".
3) Desking worksurfaces have an external support channel that extends 1¼" below the worksurface and the grommets are 8⅝" from the side edge and 1½" from the back edge (on non-desking worksurfaces, grommets are 2⅞" from the side edge and 3⅛" from the back edge).

D ***Discontinued 12/31/2015***

How to specify —	*1st Option:*	*2nd Option:*	*3rd Option:*
Select the Model Number from above. Add suffix if applicable: "**N**" for No Grommets — no upcharge	**Veneer:** See inside front cover for finishes.	**Grommet Type:** **P** Oval Plastic (**E2** on ALL Maple or **E4** on ALL other veneers) **M** Oval Metal **S** Square Metal	**Grommet Color (Metal only):** **Oval:** **E4** Black **EZ** Bronze **EL** Matte Silver **Square:** **EL** Matte Silver
Z _____ . _____ .			**E**

Examples: **ZVR52148JR.NC215.MEL** **ZVR52172JRDP.SC777.P**

Worksurfaces

Stride® — Linear J

For specification information see pages 88-103.

Veneer

GSA SIN 711-1

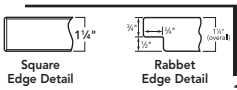

Description	Veneer w/ Square Edge Model	Veneer w/ Rabbet Edge Model	Square Edge V1 List Price	Square Edge V3 List Price	Square Edge V5 List Price	Rabbet Edge V1 List Price	Rabbet Edge V3 List Price	Rabbet Edge V5 List Price
30" Linear J Worksurfaces Left								
30"A x 24"B x 48"C	ZV53248JL	ZVR53248JL D	$ 1181	$ 1299	$ 1416	$ 1707	$ 1875	$ 2046
30"A x 24"B x 54"C	ZV53254JL	ZVR53254JL D	$ 1201	$ 1321	$ 1440	$ 1734	$ 1906	$ 2079
30"A x 24"B x 60"C	ZV53260JL	ZVR53260JL D	$ 1218	$ 1339	$ 1461	$ 1762	$ 1936	$ 2114
30"A x 24"B x 66"C	ZV53266JL	ZVR53266JL D	$ 1237	$ 1360	$ 1484	$ 1788	$ 1965	$ 2144
30"A x 24"B x 72"C	ZV53272JL	ZVR53272JL D	$ 1256	$ 1381	$ 1506	$ 1813	$ 1993	$ 2174
30"A x 24"B x 78"C	ZV53278JL	ZVR53278JL D	$ 1386	$ 1524	$ 1661	$ 1997	$ 2196	$ 2395
30"A x 24"B x 84"C	ZV53284JL	ZVR53284JL D	$ 1517	$ 1668	$ 1819	$ 2179	$ 2396	$ 2613
30"A x 24"B x 90"C	ZV53290JL	ZVR53290JL D	$ 1579	$ 1735	$ 1895	$ 2263	$ 2488	$ 2715
30"A x 24"B x 96"C	ZV53296JL	ZVR53296JL D	$ 1640	$ 1803	$ 1968	$ 2350	$ 2585	$ 2817
30" Linear J Desking Worksurfaces Left								
30"A x 24"B x 60"C	ZV53260JLDP	ZVR53260JLDP D	$ 1269	$ 1395	$ 1521	$ 1797	$ 1977	$ 2159
30"A x 24"B x 66"C	ZV53266JLDP	ZVR53266JLDP D	$ 1254	$ 1382	$ 1512	$ 1791	$ 1976	$ 2160
30"A x 24"B x 72"C	ZV53272JLDP	ZVR53272JLDP D	$ 1274	$ 1404	$ 1537	$ 1819	$ 2006	$ 2195
30"A x 24"B x 78"C	ZV53278JLDP	ZVR53278JLDP D	$ 1524	$ 1680	$ 1837	$ 2178	$ 2402	$ 2627
30"A x 24"B x 84"C	ZV53284JLDP	ZVR53284JLDP D	$ 1646	$ 1815	$ 1985	$ 2352	$ 2594	$ 2837
30" Linear J Worksurfaces Right								
30"A x 24"B x 48"C	ZV53248JR	ZVR53248JR D	$ 1181	$ 1299	$ 1416	$ 1707	$ 1875	$ 2046
30"A x 24"B x 54"C	ZV53254JR	ZVR53254JR D	$ 1201	$ 1321	$ 1440	$ 1734	$ 1906	$ 2079
30"A x 24"B x 60"C	ZV53260JR	ZVR53260JR D	$ 1218	$ 1339	$ 1461	$ 1762	$ 1936	$ 2114
30"A x 24"B x 66"C	ZV53266JR	ZVR53266JR D	$ 1237	$ 1360	$ 1484	$ 1788	$ 1965	$ 2144
30"A x 24"B x 72"C	ZV53272JR	ZVR53272JR D	$ 1256	$ 1381	$ 1506	$ 1813	$ 1993	$ 2174
30"A x 24"B x 78"C	ZV53278JR	ZVR53278JR D	$ 1386	$ 1524	$ 1661	$ 1997	$ 2196	$ 2395
30"A x 24"B x 84"C	ZV53284JR	ZVR53284JR D	$ 1517	$ 1668	$ 1819	$ 2179	$ 2396	$ 2613
30"A x 24"B x 90"C	ZV53290JR	ZVR53290JR D	$ 1579	$ 1735	$ 1895	$ 2263	$ 2488	$ 2715
30"A x 24"B x 96"C	ZV53296JR	ZVR53296JR D	$ 1640	$ 1803	$ 1968	$ 2350	$ 2585	$ 2817
30" Linear J Desking Worksurfaces Right								
30"A x 24"B x 60"C	ZV53260JRDP	ZVR53260JRDP D	$ 1269	$ 1395	$ 1521	$ 1813	$ 1993	$ 2175
30"A x 24"B x 66"C	ZV53266JRDP	ZVR53266JRDP D	$ 1254	$ 1382	$ 1512	$ 1791	$ 1976	$ 2160
30"A x 24"B x 72"C	ZV53272JRDP	ZVR53272JRDP D	$ 1274	$ 1404	$ 1537	$ 1819	$ 2006	$ 2195
30"A x 24"B x 78"C	ZV53278JRDP	ZVR53278JRDP D	$ 1524	$ 1680	$ 1837	$ 2178	$ 2402	$ 2627
30"A x 24"B x 84"C	ZV53284JRDP	ZVR53284JRDP D	$ 1646	$ 1815	$ 1985	$ 2352	$ 2594	$ 2837

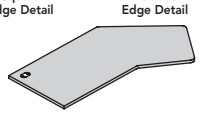

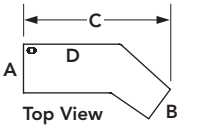

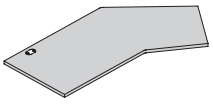

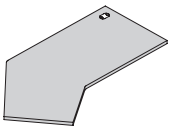

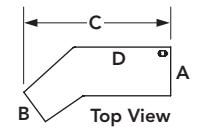

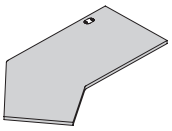

Notes: 1) Add Suffix "N" to a model number for no grommets, no upcharge.
2) Dimension "D" is equal to "C" minus 24".
3) Desking worksurfaces have an external support channel that extends 1¼" below the worksurface and the grommets are 8⅝" from the side edge and 1½" from the back edge (on non-desking worksurfaces, grommets are 2⅞" from the side edge and 3⅛" from the back edge).

D *Discontinued 12/31/2015*

How to specify —	*1st Option:*	*2nd Option:*	*3rd Option:*
Select the Model Number from above. Add suffix if applicable: "**N**" for No Grommets — no upcharge	**Veneer:** See inside front cover for finishes.	**Grommet Type:** **P** Oval Plastic (**E2** on ALL Maple or **E4** on ALL other veneers) **M** Oval Metal **S** Square Metal	**Grommet Color (Metal only):** **Oval:** **E4** Black **EZ** Bronze **EL** Matte Silver **Square:** **EL** Matte Silver
Z _____ . _____ . _____			E _____

Examples: **ZVR53284JL.SC777.MEL** **ZVR53260JRDP.NC215.P**

Worksurfaces

Stride® — Linear — Boomerang / Peninsula / D-Shape / Quarter

For specification information see pages 88-103.

Veneer

GSA SIN 711-1

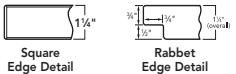

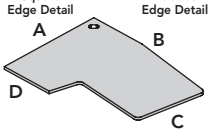

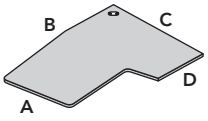

Description	Veneer w/ Square Edge Model	Veneer w/ Rabbet Edge Model	Square Edge V1 List Price	Square Edge V3 List Price	Square Edge V5 List Price	Rabbet Edge V1 List Price	Rabbet Edge V3 List Price	Rabbet Edge V5 List Price
Linear Boomerang Worksurfaces — Left Hand								
48"A x 66"B x 30"C x 20"D	ZV54631LB	ZVR54631LB D	$ 1701	$ 1870	$ 2040	$ 2460	$ 2705	$ 2951
48"A x 66"B x 30"C x 24"D	ZV54632LB	ZVR54632LB D	$ 1739	$ 1912	$ 2086	$ 2514	$ 2764	$ 3014
48"A x 72"B x 30"C x 20"D	ZV54731LB	ZVR54731LB D	$ 1827	$ 2010	$ 2191	$ 2641	$ 2903	$ 3167
48"A x 72"B x 30"C x 24"D	ZV54732LB	ZVR54732LB D	$ 1864	$ 2050	$ 2235	$ 2693	$ 2961	$ 3230
Linear Boomerang Worksurfaces — Right Hand								
30"A x 66"B x 48"C x 20"D	ZV53641LB	ZVR53641LB D	$ 1701	$ 1870	$ 2040	$ 2460	$ 2705	$ 2951
30"A x 66"B x 48"C x 24"D	ZV53642LB	ZVR53642LB D	$ 1739	$ 1912	$ 2086	$ 2514	$ 2764	$ 3014
30"A x 72"B x 48"C x 20"D	ZV53741LB	ZVR53741LB D	$ 1827	$ 2010	$ 2191	$ 2641	$ 2903	$ 3167
30"A x 72"B x 48"C x 24"D	ZV53742LB	ZVR53742LB D	$ 1864	$ 2050	$ 2235	$ 2693	$ 2961	$ 3230

Note: Add Suffix "N" for no grommet, no upcharge. *Example:* **ZV54631LBN**

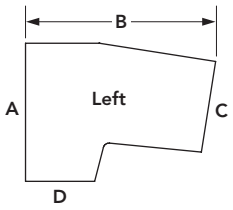

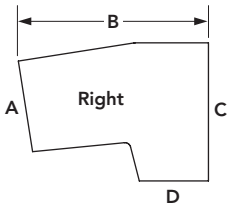

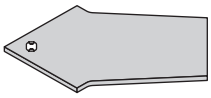

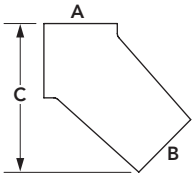

Top View

Linear Peninsula Worksurfaces								
24"A x 24"B Linear Peninsula Worksurfaces								
30"C	ZV52430LP D	ZVR52430LP D	$ 971	$ 1067	$ 1163	$ 1402	$ 1540	$ 1681
36"C	ZV52436LP D	ZVR52436LP D	$ 1096	$ 1206	$ 1313	$ 1581	$ 1739	$ 1896
42"C	ZV52442LP D	ZVR52442LP D	$ 1218	$ 1339	$ 1461	$ 1762	$ 1936	$ 2114
48"C	ZV52448LP D	ZVR52448LP D	$ 1343	$ 1475	$ 1611	$ 1941	$ 2134	$ 2327
30"A x 30"B Linear Peninsula Worksurfaces								
36"C	ZV53036LP D	ZVR53036LP D	$ 1181	$ 1299	$ 1416	$ 1707	$ 1875	$ 2046
42"C	ZV53042LP D	ZVR53042LP D	$ 1306	$ 1435	$ 1566	$ 1886	$ 2074	$ 2263
48"C	ZV53048LP D	ZVR53048LP D	$ 1428	$ 1572	$ 1714	$ 2066	$ 2271	$ 2478

Note: Add Suffix "N" for no grommet, no upcharge. *Example:* **ZV52430LPN**

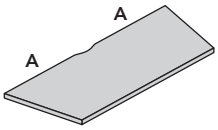

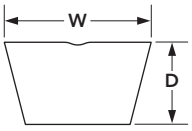

Top View

Linear D-Shape Worksurfaces								
For 2–20"A – 43"W x 20"D	ZV52043LD	ZVR52043LD D	$ 1058	$ 1164	$ 1269	$ 1526	$ 1678	$ 1830
For 2–24"A – 51"W x 20"D	ZV52051LD	ZVR52051LD D	$ 1243	$ 1366	$ 1491	$ 1797	$ 1976	$ 2154
For 2–20"A – 43"W x 24"D	ZV52443LD	ZVR52443LD D	$ 1120	$ 1232	$ 1343	$ 1617	$ 1777	$ 1938
For 2–24"A – 51"W x 24"D	ZV52451LD	ZVR52451LD D	$ 1306	$ 1435	$ 1566	$ 1886	$ 2074	$ 2263

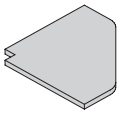

Linear Quarter Worksurfaces								
24" x 24"	ZV52424Q	ZVR52424Q D	$ 674	$ 739	$ 806	$ 875	$ 962	$ 1048
30" x 30"	ZV53030Q	ZVR53030Q D	$ 836	$ 919	$ 1011	$ 1088	$ 1196	$ 1304

D *Discontinued 12/31/2015*

How to specify —	*1st Option:*	*2nd Option:*	*3rd Option:*
Select the Model Number from above. Add suffix if applicable: "**N**" for No Grommets — no upcharge	**Veneer:** See inside front cover for finishes.	**Grommet Type** *(if applicable)*: **P** Oval Plastic (**E2** on ALL Maple or **E4** on ALL other veneers) **M** Oval Metal **S** Square Metal	**Grommet Color (Metal only):** **Oval:** **E4** Black **EZ** Bronze **EL** Matte Silver **Square:** **EL** Matte Silver
_____ .	_____ .	_____	E _____

Examples: **ZV52430LP.SC777.P** **ZVR52043LD.NC777**

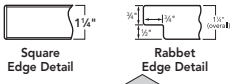

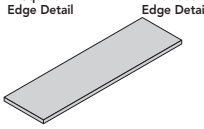

Description	Veneer w/ Square Edge Model	Veneer w/ Rabbet Edge Model	Square Edge V1 List Price	Square Edge V3 List Price	Square Edge V5 List Price	Rabbet Edge V1 List Price	Rabbet Edge V3 List Price	Rabbet Edge V5 List Price
15"D Straight Countertops for Stride								
24"W	**ZV51524S**	**ZVR51524S**	$ 456	$ 499	$ 545	$ 614	$ 677	$ 741
30"W	**ZV51530S**	**ZVR51530S**	$ 496	$ 545	$ 593	$ 669	$ 737	$ 809
36"W	**ZV51536S**	**ZVR51536S**	$ 539	$ 593	$ 646	$ 729	$ 804	$ 884
42"W	**ZV51542S**	**ZVR51542S**	$ 582	$ 639	$ 698	$ 786	$ 869	$ 951
48"W	**ZV51548S**	**ZVR51548S**	$ 626	$ 687	$ 749	$ 846	$ 936	$ 1025
54"W	**ZV51554S**	**ZVR51554S**	$ 675	$ 739	$ 806	$ 909	$ 1004	$ 1100
60"W	**ZV51560S**	**ZVR51560S**	$ 719	$ 789	$ 861	$ 970	$ 1071	$ 1174
66"W	**ZV51566S**	**ZVR51566S**	$ 760	$ 834	$ 910	$ 1025	$ 1130	$ 1241
72"W	**ZV51572S**	**ZVR51572S**	$ 802	$ 882	$ 960	$ 1084	$ 1199	$ 1312

Note: V For a straight countertop, when used with "H" in-line high-low trim kit on one side. No upcharge.
Example: **ZV51554SV**

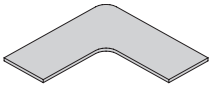

Description	Veneer w/ Square Edge Model	Veneer w/ Rabbet Edge Model		Square Edge V1 List Price	Square Edge V3 List Price	Square Edge V5 List Price	Rabbet Edge V1 List Price	Rabbet Edge V3 List Price	Rabbet Edge V5 List Price
15"D Corner Countertops for Stride									
24 W	**ZV52424C**	**ZVR52424C**	D	$ 1227	$ 1349	$ 1474	$ 1664	$ 1841	$ 2019
30"W	**ZV53030C**	**ZVR53030C**	D	$ 1321	$ 1452	$ 1587	$ 1793	$ 1985	$ 2176
36"W	**ZV53636C**	**ZVR53636C**	D	$ 1427	$ 1572	$ 1715	$ 1950	$ 2157	$ 2368

Note: RV For a corner countertop, when used with "H" in-line high-low trim kit on the right side. No upcharge.
Example: **ZV53030CRV**

LV For a corner countertop, when used with "H" in-line high-low trim kit on the left side. No upcharge.
Example: **ZV53030CLV**

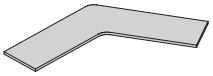

Description	Veneer w/ Square Edge Model	Veneer w/ Rabbet Edge Model		Square Edge V1 List Price	Square Edge V3 List Price	Square Edge V5 List Price	Rabbet Edge V1 List Price	Rabbet Edge V3 List Price	Rabbet Edge V5 List Price
15"D 120° Corner Countertops for Stride									
24"W x 24"W	**ZV53030CSB**	**ZVR53030CSB**	D	$ 1242	$ 1367	$ 1491	$ 2153	$ 2382	$ 2611
36"W x 36"W	**ZV53636CSB**	**ZVR53636CSB**	D	$ 1467	$ 1615	$ 1764	$ 2369	$ 2598	$ 2827
42"W x 42"W	**ZV54242CSB**	**ZVR54242CSB**	D	$ 1738	$ 1914	$ 2090	$ 2607	$ 2887	$ 3169
48"W x 48"W	**ZV54848CSB**	**ZVR54848CSB**	D	$ 1998	$ 2201	$ 2403	$ 2868	$ 3177	$ 3487

D *Discontinued 12/31/2015*

How to specify —	*1st Option:*
Select the Model Number from above.	**Veneer:** See inside front cover for finishes.

Z V | | | | | | | | . | | | | |

Examples: **ZV51572S.SC777** **ZV53636C.NC777**

Worksurfaces

Stride® — Wave / Corner

For specification information see pages 88-103.

Veneer

GSA SIN 711-1

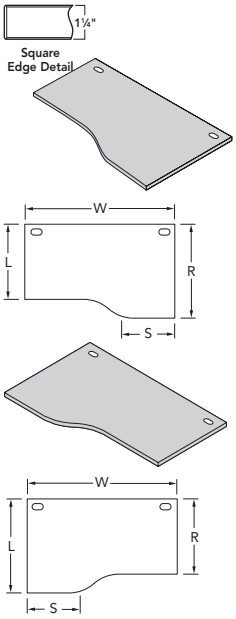

Description	S	Veneer w/Square Edge Model	V1 w/Square Edge List Price	V3 w/Square Edge List Price	V5 w/Square Edge List Price
Wave Worksurfaces					
30"W x 24"L x 30"R	11½"	**TV5302430W**	**$ 816**	**$ 895**	**$ 999**
36"W x 24"L x 30"R	13½"	**TV5362430W**	**$ 851**	**$ 933**	**$ 1041**
42"W x 24"L x 30"R	15½"	**TV5422430W**	**$ 901**	**$ 988**	**$ 1104**
48"W x 24"L x 30"R	15½"	**TV5482430W**	**$ 972**	**$ 1067**	**$ 1188**
54"W x 24"L x 30"R	21½"	**TV5542430W**	**$ 1068**	**$ 1170**	**$ 1308**
60"W x 24"L x 30"R	27½"	**TV5602430W**	**$ 1122**	**$ 1232**	**$ 1373**
66"W x 24"L x 30"R	33½"	**TV5662430W**	**$ 1232**	**$ 1353**	**$ 1509**
72"W x 24"L x 30"R	39½"	**TV5722430W**	**$ 1273**	**$ 1398**	**$ 1560**
30"W x 30"L x 24"R	11½"	**TV5303024W**	**$ 816**	**$ 895**	**$ 999**
36"W x 30"L x 24"R	13½"	**TV5363024W**	**$ 851**	**$ 933**	**$ 1041**
42"W x 30"L x 24"R	15½"	**TV5423024W**	**$ 901**	**$ 988**	**$ 1104**
48"W x 30"L x 24"R	15½"	**TV5483024W**	**$ 972**	**$ 1067**	**$ 1188**
54"W x 30"L x 24"R	21½"	**TV5543024W**	**$ 1068**	**$ 1170**	**$ 1308**
60"W x 30"L x 24"R	27½"	**TV5603024W**	**$ 1122**	**$ 1232**	**$ 1373**
66"W x 30"L x 24"R	33½"	**TV5663024W**	**$ 1232**	**$ 1353**	**$ 1509**
72"W x 30"L x 24"R	39½"	**TV5723024W**	**$ 1273**	**$ 1398**	**$ 1560**

Notes: 1) Add Suffix "N" to model number for no grommets, no upcharge. *Example:* **TV5302430WN**

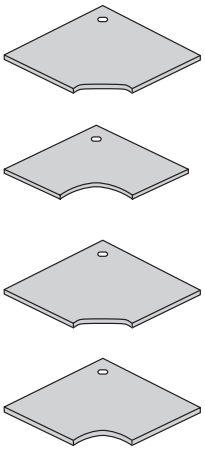

Description	Veneer w/Square Edge Model	V1 w/Square Edge List Price	V3 w/Square Edge List Price	V5 w/Square Edge List Price
24"D Corner Worksurfaces w/Straight Leading Edge				
36"W	**TV53624C**	**$ 971**	**$ 1066**	**$ 1187**
42"W	**TV54224C**	**$ 1034**	**$ 1134**	**$ 1267**
48"W	**TV54824C**	**$ 1174**	**$ 1290**	**$ 1439**
24"D Corner Worksurfaces w/Radial Leading Edge				
36"W	**TV53624CR**	**$ 971**	**$ 1066**	**$ 1187**
42"W	**TV54224CR**	**$ 1034**	**$ 1134**	**$ 1267**
48"W	**TV54824CR**	**$ 1174**	**$ 1290**	**$ 1439**
30"D Corner Worksurfaces w/Straight Leading Edge				
42"W	**TV54230C**	**$ 1034**	**$ 1134**	**$ 1267**
48"W	**TV54830C**	**$ 1174**	**$ 1290**	**$ 1439**
30"D Corner Worksurfaces w/Radial Leading Edge				
42"W	**TV54230CR**	**$ 1034**	**$ 1134**	**$ 1267**
48"W	**TV54830CR**	**$ 1174**	**$ 1290**	**$ 1439**

Notes: 1) Add Suffix "N" to model number for no grommets, no upcharge. *Example:* **TV54224CN**

Corner Worksurfaces with Straight Leading Edge

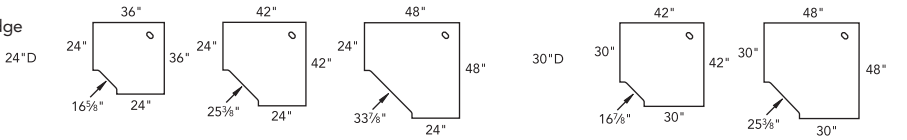

Corner Worksurfaces with Radial Leading Edge

How to specify —	*1st Option:*	*2nd Option:*	*3rd Option:*
Select the Model Number from above. Add suffix if applicable: "**N**" for No Grommets — no upcharge	**Veneer:** See inside front cover for finishes.	**Grommet Type:** **P** Oval Plastic (will be **E2** on ALL Maple or **E4** on ALL other veneers) **M** Oval Metal **S** Square Metal	**Grommet Color (Metal only):** **Oval:** **E4** Black **EZ** Bronze **EL** Matte Silver **Square:** **EL** Matte Silver
T V 5 _ _ _ _ _ _ . _ _ _ _ _ . _			**E _**

Example: **TV53624CR.NC701.MEL**

Worksurfaces

Stride® — Corner Cove

For specification information see pages 88-103.

Veneer

GSA SIN 711-1

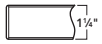

Square Edge Detail

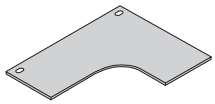

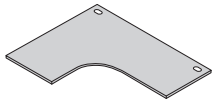

Description	Veneer w/Square Edge Model	V1 w/Square Edge List Price	V3 w/Square Edge List Price	V5 w/Square Edge List Price
Corner Cove Worksurfaces — Extended Left				
60" x 36"-24"L / 24"R	**TV5822EL**	**$ 1314**	**$ 1442**	**$ 1611**
60" x 36"-24"L / 30"R	**TV5832EL**	**$ 1314**	**$ 1442**	**$ 1611**
60" x 48"-24"L / 24"R	**TV5622EL**	**$ 1753**	**$ 1924**	**$ 2148**
60" x 48"-24"L / 30"R	**TV5632EL**	**$ 1753**	**$ 1924**	**$ 2148**
60" x 48"-30"L / 24"R	**TV5623EL**	**$ 1753**	**$ 1924**	**$ 2148**
60" x 48"-30"L / 30"R	**TV5633EL**	**$ 1753**	**$ 1924**	**$ 2148**
72" x 36"-24"L / 24"R	**TV5922EL**	**$ 1432**	**$ 1573**	**$ 1753**
72" x 36"-24"L / 30"R	**TV5932EL**	**$ 1432**	**$ 1573**	**$ 1753**
72" x 48"-24"L / 24"R	**TV5722EL**	**$ 1915**	**$ 2103**	**$ 2346**
72" x 48"-24"L / 30"R	**TV5732EL**	**$ 1915**	**$ 2103**	**$ 2346**
72" x 48"-30"L / 24"R	**TV5723EL**	**$ 1915**	**$ 2103**	**$ 2346**
72" x 48"-30"L / 30"R	**TV5733EL**	**$ 1915**	**$ 2103**	**$ 2346**
Corner Cove Worksurfaces — Extended Right				
36" x 60"-24"L / 24"R	**TV5822ER**	**$ 1314**	**$ 1442**	**$ 1611**
36" x 60"-30"L / 24"R	**TV5832ER**	**$ 1314**	**$ 1442**	**$ 1611**
48" x 60"-24"L / 24"R	**TV5622ER**	**$ 1753**	**$ 1924**	**$ 2148**
48" x 60"-24"L / 30"R	**TV5623ER**	**$ 1753**	**$ 1924**	**$ 2148**
48" x 60"-30"L / 24"R	**TV5632ER**	**$ 1753**	**$ 1924**	**$ 2148**
48" x 60"-30"L / 30"R	**TV5633ER**	**$ 1753**	**$ 1924**	**$ 2148**
36" x 72"-24"L / 24"R	**TV5922ER**	**$ 1432**	**$ 1573**	**$ 1753**
36" x 72"-30"L / 24"R	**TV5932ER**	**$ 1432**	**$ 1573**	**$ 1753**
48" x 72"-24"L / 24"R	**TV5722ER**	**$ 1915**	**$ 2103**	**$ 2346**
48" x 72"-24"L / 30"R	**TV5723ER**	**$ 1915**	**$ 2103**	**$ 2346**
48" x 72"-30"L / 24"R	**TV5732ER**	**$ 1915**	**$ 2103**	**$ 2346**
48" x 72"-30"L / 30"R	**TV5733ER**	**$ 1915**	**$ 2103**	**$ 2346**

Note: Add Suffix "N" to model number for no grommets, no upcharge. *Example:* **TV5922ELN**

How to specify —	*1st Option:*	*2nd Option:*	*3rd Option:*
Select the Model Number from above. Add suffix if applicable: "**N**" for No Grommets — no upcharge	**Veneer:** See inside front cover for finishes.	**Grommet Type:** **P** Oval Plastic (will be **E2** on ALL Maple or **E4** on ALL other veneers) **M** Oval Metal **S** Square Metal	**Grommet Color (Metal only):** **Oval:** **E4** Black **EZ** Bronze **EL** Matte Silver **Square:** **EL** Matte Silver
T V 5 _ _ _ _ _ .	_ _ _ _ _ .	_	**E** _

Example: **TV5722EL.NC701.MEL**

Worksurfaces

Stride® — Peninsula / P-Shaped / Jetty / Boomerang

For specification information see pages 88-103.

Veneer

GSA SIN 711-1

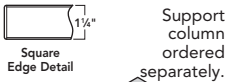

Square Edge Detail

Support column ordered separately.

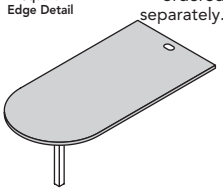

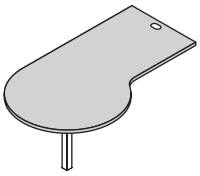

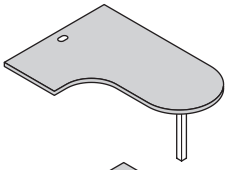

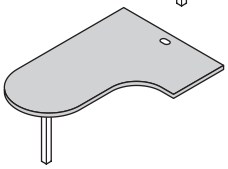

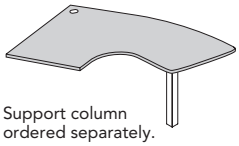

Support column ordered separately.

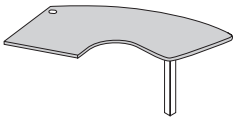

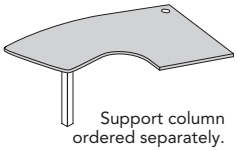

Support column ordered separately.

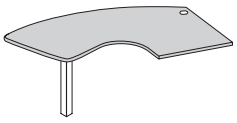

Description	Veneer w/Square Edge Model	V1 w/Square Edge List Price	V3 w/Square Edge List Price	V5 w/Square Edge List Price
Peninsula Worksurfaces				
30"W x 60"L	**TV53060B**	**$ 894**	**$ 981**	**$ 1092**
30"W x 66"L	**TV53066B**	**$ 1002**	**$ 1099**	**$ 1225**
30"W x 72"L	**TV53072B**	**$ 1021**	**$ 1120**	**$ 1249**
36"W x 60"L	**TV53660B**	**$ 1053**	**$ 1154**	**$ 1289**
36"W x 66"L	**TV53666B**	**$ 1087**	**$ 1194**	**$ 1333**
36"W x 72"L	**TV53672B**	**$ 1115**	**$ 1223**	**$ 1364**
P-Shaped Worksurfaces w/42" Diameter End				
30"W x 72"L	**TV53072PR** (shown)	**$ 1343**	**$ 1473**	**$ 1645**
30"W x 72"L	**TV53072PL**	**$ 1343**	**$ 1473**	**$ 1645**

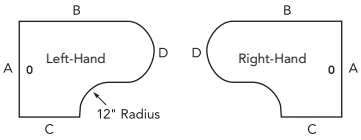

Top View

Jetty Worksurfaces — Left Hand				
48"A x 66"B x 24"C x 30"D	**TV54662JL**	**$ 1777**	**$ 1952**	**$ 2177**
48"A x 72"B x 24"C x 30"D	**TV54722JL**	**$ 1932**	**$ 2121**	**$ 2368**
48"A x 66"B x 30"C x 30"D	**TV54663JL**	**$ 1777**	**$ 1952**	**$ 2177**
48"A x 72"B x 30"C x 30"D	**TV54723JL**	**$ 1932**	**$ 2121**	**$ 2368**
Jetty Worksurfaces — Right Hand				
48"A x 66"B x 24"C x 30"D	**TV54662JR**	**$ 1777**	**$ 1952**	**$ 2177**
48"A x 72"B x 24"C x 30"D	**TV54722JR**	**$ 1932**	**$ 2121**	**$ 2368**
48"A x 66"B x 30"C x 30"D	**TV54663JR**	**$ 1777**	**$ 1952**	**$ 2177**
48"A x 72"B x 30"C x 30"D	**TV54723JR**	**$ 1932**	**$ 2121**	**$ 2368**

Notes: Add Suffix "N" to model number for no grommets, no upcharge. *Example:* **TV54662JRN**

Boomerang Worksurfaces — Left-Hand 90°				
48"A x 72"B x 24"C	**TV547229BL**	**$ 1864**	**$ 2048**	**$ 2295**
Boomerang Worksurfaces — Left-Hand 110°				
36"A x 72"B x 24"C	**TV547221BL**	**$ 1864**	**$ 2048**	**$ 2295**
Boomerang Worksurfaces — Right-Hand 90°				
48"A x 72"B x 24"C	**TV547229BR**	**$ 1864**	**$ 2048**	**$ 2295**
Boomerang Worksurfaces — Right-Hand 110°				
36"A x 72"B x 24"C	**TV547221BR**	**$ 1864**	**$ 2048**	**$ 2295**

Notes: Add Suffix "N" to model number for no grommets, no upcharge. *Example:* **TV547239BLN**

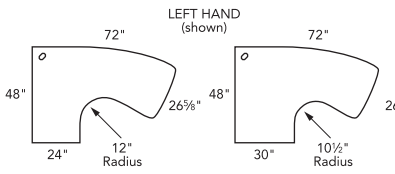

— Top View —

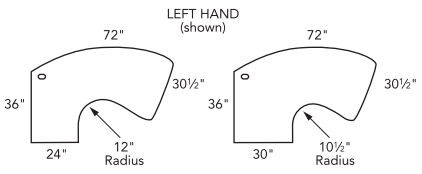

— Top View —

How to specify —	*1st Option:*	*2nd Option:*	*3rd Option:*
Select the Model Number from above. Add suffix if applicable: "**N**" for No Grommets — no upcharge	**Veneer:** See inside front cover for finishes.	**Grommet Type:** **P** Oval Plastic (will be **E2** on ALL Maple or **E4** on ALL other veneers) **M** Oval Metal **S** Square Metal	**Grommet Color (Metal only):** **Oval:** **E4** Black **EZ** Bronze **EL** Matte Silver **Square:** **EL** Matte Silver
T V 5 _ _ _ _ _ _ .	_ _ _ _ _ .	_	**E** _

Examples: **TV53072B.NC701.ME4** **TV5303024W.NC701.SEL**

Worksurfaces

Stride® — 120° / 60° / Quarter-Round

For specification information see pages 88-103.

Veneer

GSA SIN 711-1

Square Edge Detail

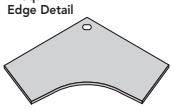

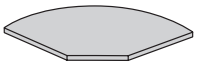

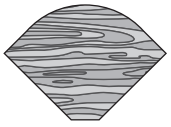

Veneer Grain Direction

Description	Veneer w/Square Edge Model	V1 w/Square Edge List Price	V3 w/Square Edge List Price	V5 w/Square Edge List Price
120° Corner Worksurface				
30"W x 24"D	**TV53024CB**	**$ 1186**	**$ 1288**	**$ 1438**
36"W x 24"D	**TV53624CB**	**$ 1404**	**$ 1527**	**$ 1703**
42"W x 24"D	**TV54224CB**	**$ 1668**	**$ 1816**	**$ 2030**
48"W x 24"D	**TV54824CB**	**$ 1920**	**$ 2088**	**$ 2330**
60° Pie Worksurface				
24"D Stride	**TZV52424SD**	**$ 457**	**$ 495**	**$ 553**
Quarter-Round Worksurfaces				
24"D x 24"D	**TNV52424Q**	**$ 612**	**$ 668**	**$ 744**
30"D x 30"D	**TNV53030Q**	**$ 762**	**$ 833**	**$ 922**

NOTE: Add Suffix "N" to model number for no grommet, no upcharge.

How to specify —	*1st Option:*	*2nd Option:*	*3rd Option:*
Select the Model Number from above. Add suffix if applicable: "**N**" for No Grommets — no upcharge	**Veneer:** See inside front cover for finishes.	**Grommet Type:** **P** Oval Plastic (will be **E2** on ALL Maple or **E4** on ALL other veneers) **M** Oval Metal **S** Square Metal	**Grommet Color (Metal only):** **Oval:** **E4** Black **EZ** Bronze **EL** Matte Silver **Square:** **EL** Matte Silver
T _____ .	_____ .	_____	**E** _____

Examples: **T53024BC.SC777.SEL**

Worksurfaces

ORDERING

The 9120 Program can be used to order particle board rectangular worksurfaces in any non-standard width and depth in ⅛" increments up to a maximum of 120" W x 36" D.

Specify:

1. **Model Number**
   Specify closest nominal width/depth model (round up).
2. **Grommet Option** (if desired)
   See grommet specification instructions on this page.
3. **Grommet Type:**
   P Plastic
   M Metal (add $11 per grommet for laminate)
4. **Grommet Color:**
   (Metal only)
   EL Matte Silver
   Note: Plastic grommet will match flat edge.
5. **Laminate and Veneer Choices**
   See inside front cover.
6. **Flat Edge Color Choices**
   See edge colors inside front cover for laminates.
7. **Exact Size**
   Specify the **exact width** and **exact depth** you require.
   Width and depth is specified in ⅛" increments which is denoted as a single digit following the whole number dimension at the end of the model number string.

⅛"	= 1	⅝"	= 5
¼"	= 2	¾"	= 6
⅜"	= 3	⅞"	= 7
½"	= 4	no extra increment	= 0

For example, when ordering a worksurface that is 34⅜"W x 20½"D, specfication should be 345Wx204D.
Example: **9120R3624.G0.TM33.EU.345Wx204D**.

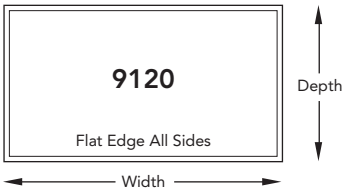

PRODUCT SPECIFICATIONS

- Flat edge on all sides
- 45 lb. particle board
- 1¼" top thickness
- .020 resin impregnated paper backer sheet
- Grommets available
- Maximum width 120" (maximum recommended unsupported span is 42")
- Maximum depth 36"
- Standard Allsteel laminates andveneers
- Quantities of 10 or greater are palletized; less than 10 are individually cartoned.

Note: 9120 worksurface maximum unsupported span is 42". 9120 worksurfaces do not have pre-drilled pilot holes or threaded metal inserts.

When spanning multiple freestanding storage units with one worksurface, add ⅛" for each additional storage unit. For example, when ordering a worksurface for three 30"W lateral files. 3 units x 30" = 90" + ⅛" + ⅛" = 90¼" worksurface. Do NOT follow this rule if panel wrapping storage units.

CHANGES / CANCELLATIONS

No changes/cancellations for 9120 Program worksurfaces.

GROMMET SPECIFICATIONS

Plastic grommets are made of durable ABS plastic and grommets match edge color on laminate worksurfaces. Metal grommets are only available Matte Silver oval for laminate and square for veneer.

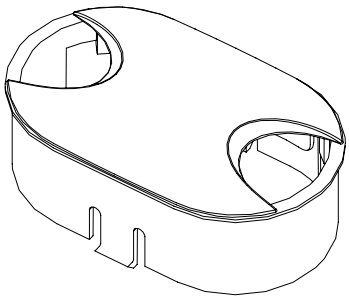

PRICING

See page 360 for laminate and veneer 9120 worksurface pricing.

One Grommet — GC, GL, or GR Position..... $16.00
Two Grommets — G3 or G4 Position..... $32.00
Note: Add $10 per grommet for metal grommets with laminate.

ORDERING

Specify grommet location and color.
Example: **9120R10836.GCP.TM33.EU.1022Wx326D**

Code Grommet Position

GC	Centered side-to-side – 3⅛" from rear to grommet edge; 4½" from rear to grommet center
GL	3" from left side – 3⅛" from rear to grommet edge; 4½" from rear to grommet center
GR	3" from right side – 3⅛" from rear to grommet edge; 4½" from rear to grommet center
G3	Pair of grommets each 18" from side edge – 3⅛" from rear to grommet edge; 4½" from rear to grommet center (Position G3 not available on tops 60"W or less.)
G4	Pair of grommets each 3⅛" from side edge – 3⅛" from rear to grommet edge; 4½" from rear to grommet center
G0	No grommets

Dimensions are from grommet center line to top edge.

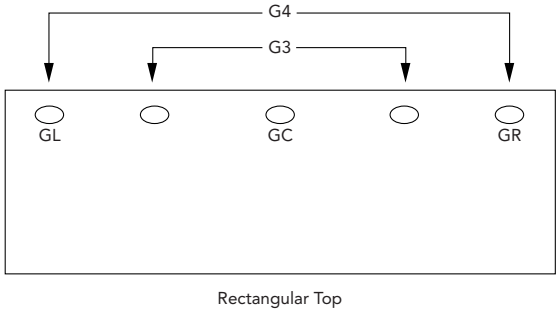

Rectangular Top

Grommet positions other than those shown above are considered non-standard.

Worksurfaces

For specification information see page 136.

Laminate Worksurfaces / Non-Standard Sizes

GSA SIN 711-1

***Model Number — Add "R" for laminate or "V" for veneer**

Maximum	Model Number*	Width		Depth		Laminate List Price			Veneer List Price		
		MIN	MAX	MIN	MAX	L1	L2	L3	V1	V3	V5
18"D											
18"W	**9120␣1818**	180W	180W	121D	180D	$ 277	$ 290	$ 305	$ 660	$ 723	$ 802
24"W	**9120␣2418**	181W	240W	121D	180D	$ 289	$ 302	$ 318	$ 703	$ 770	$ 855
30"W	**9120␣3018**	241W	300W	121D	180D	$ 301	$ 315	$ 331	$ 744	$ 815	$ 904
36"W	**9120␣3618**	301W	360W	121D	180D	$ 329	$ 344	$ 362	$ 772	$ 846	$ 938
42"W	**9120␣4218**	361W	420W	121D	180D	$ 362	$ 379	$ 398	$ 817	$ 896	$ 993
48"W	**9120␣4818**	421W	480W	121D	180D	$ 418	$ 440	$ 459	$ 861	$ 944	$ 1048
60"W	**9120␣6018**	481W	600W	121D	180D	$ 519	$ 546	$ 570	$ 978	$ 1074	$ 1191
72"W	**9120␣7218**	601W	720W	121D	180D	$ 626	$ 657	$ 688	$ 1066	$ 1165	$ 1288
84"W	**9120␣8418**	721W	840W	121D	180D	$ 819	$ 859	$ 901	$ 1148	$ 1260	$ 1397
96"W	**9120␣9618**	841W	960W	121D	180D	$ 847	$ 889	$ 931	$ 1237	$ 1358	$ 1505
108"W	**9120␣10818**	961W	1080W	121D	180D	$ 968	$ 1015	$ 1064	$ 1254	$ 1377	$ 1526
120"W	**9120␣12018**	1081W	1200W	121D	180D	$ 1103	$ 1158	$ 1212	$ 1338	$ 1468	$ 1629
24"D											
24"W	**9120␣2424**	181W	240W	181D	240D	$ 315	$ 329	$ 347	$ 691	$ 758	$ 843
30"W	**9120␣3024**	241W	300W	181D	240D	$ 327	$ 342	$ 360	$ 723	$ 793	$ 886
36"W	**9120␣3624**	301W	360W	181D	240D	$ 357	$ 374	$ 392	$ 764	$ 836	$ 932
42"W	**9120␣4224**	361W	420W	181D	240D	$ 390	$ 411	$ 428	$ 805	$ 877	$ 986
48"W	**9120␣4824**	421W	480W	181D	240D	$ 443	$ 466	$ 486	$ 885	$ 968	$ 1081
60"W	**9120␣6024**	481W	600W	181D	240D	$ 545	$ 573	$ 600	$ 1010	$ 1107	$ 1235
72"W	**9120␣7224**	601W	720W	181D	240D	$ 651	$ 684	$ 715	$ 1139	$ 1245	$ 1382
84"W	**9120␣8424**	721W	840W	181D	240D	$ 847	$ 889	$ 931	$ 1237	$ 1354	$ 1510
96"W	**9120␣9624**	841W	960W	181D	240D	$ 874	$ 917	$ 961	$ 1341	$ 1468	$ 1636
108"W	**9120␣10824**	961W	1080W	181D	240D	$ 996	$ 1045	$ 1095	$ 1442	$ 1584	$ 1755
120"W	**9120␣12024**	1081W	1200W	181D	240D	$ 1129	$ 1185	$ 1242	$ 1478	$ 1625	$ 1799
30"D											
30"W	**9120␣3030**	241W	300W	241D	300D	$ 377	$ 397	$ 414	$ 723	$ 793	$ 886
36"W	**9120␣3630**	301W	360W	241D	300D	$ 397	$ 418	$ 436	$ 829	$ 909	$ 1016
42"W	**9120␣4230**	361W	420W	241D	300D	$ 422	$ 444	$ 463	$ 893	$ 1000	$ 1116
48"W	**9120␣4830**	421W	480W	241D	300D	$ 457	$ 481	$ 502	$ 974	$ 1070	$ 1191
60"W	**9120␣6030**	481W	600W	241D	300D	$ 599	$ 628	$ 656	$ 1134	$ 1245	$ 1389
72"W	**9120␣7230**	601W	720W	241D	300D	$ 683	$ 717	$ 750	$ 1285	$ 1406	$ 1562
84"W	**9120␣8430**	721W	840W	241D	300D	$ 1036	$ 1087	$ 1139	$ 1367	$ 1495	$ 1669
96"W	**9120␣9630**	841W	960W	241D	300D	$ 1062	$ 1114	$ 1168	$ 1457	$ 1595	$ 1778
108"W	**9120␣10830**	961W	1080W	241D	300D	$ 1195	$ 1254	$ 1314	$ 1547	$ 1700	$ 1884
120"W	**9120␣12030**	1081W	1200W	241D	300D	$ 1330	$ 1396	$ 1462	$ 1711	$ 1878	$ 2086
36"D											
36"W	**9120␣3636**	301W	360W	301D	360D	$ 535	$ 562	$ 588	$ 1197	$ 1315	$ 1457
42"W	**9120␣4236**	361W	420W	301D	360D	$ 609	$ 640	$ 669	$ 1278	$ 1403	$ 1556
48"W	**9120␣4836**	421W	480W	301D	360D	$ 684	$ 718	$ 751	$ 1364	$ 1495	$ 1661
60"W	**9120␣6036**	481W	600W	301D	360D	$ 837	$ 878	$ 920	$ 1368	$ 1500	$ 1666
72"W	**9120␣7236**	601W	720W	301D	360D	$ 986	$ 1035	$ 1084	$ 1451	$ 1593	$ 1764
84"W	**9120␣8436**	721W	840W	301D	360D	$ 1195	$ 1254	$ 1314	$ 1479	$ 1625	$ 1800
96"W	**9120␣9636**	841W	960W	301D	360D	$ 1222	$ 1283	$ 1343	$ 1611	$ 1769	$ 1962
108"W	**9120␣10836**	961W	1080W	301D	360D	$ 1356	$ 1423	$ 1491	$ 1748	$ 1917	$ 2128
120"W	**9120␣12036**	1081W	1200W	301D	360D	$ 1490	$ 1564	$ 1639	$ 1890	$ 2077	$ 2302

Worksurfaces

Stride® — Worksurface Supports

For specification information see pages 88-103.

GSA SIN 711-1

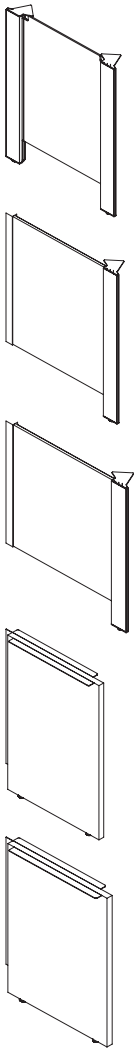

Description	Model		Core Paint List Price	Select List Price
29½"H End Panel Legs — Freestanding — Painted Wood				
24"D for Flat/Square Edge Worksurfaces	ZD62429FEN	S	$ 534	$ 575
30"D for Flat/Square Edge Worksurfaces	ZD63029FEN	S	$ 573	$ 614
24"D for Rabbet Edge Worksurfaces	ZDR62429FEN	S D	$ 560	$ 601
30"D for Rabbet Edge Worksurfaces	ZDR63029FEN	S D	$ 600	$ 641
29½"H End Panel Legs — Panel-Mount — Painted Wood				
20"D for Flat/Square Edge Worksurfaces — Left	ZD62029PENL	S	$ 402	$ 424
20"D for Flat/Square Edge Worksurfaces — Right	ZD62029PENR	S	$ 402	$ 424
24"D for Flat/Square Edge Worksurfaces — Left	ZD62429PENL	S	$ 438	$ 460
24"D for Flat/Square Edge Worksurfaces — Right	ZD62429PENR	S	$ 438	$ 460
20"D for Rabbet Edge Worksurfaces — Left	ZDR62029PENL	S D	$ 416	$ 438
20"D for Rabbet Edge Worksurfaces — Right	ZDR62029PENR	S D	$ 416	$ 438
24"D for Rabbet Edge Worksurfaces — Left	ZDR62429PENL	S D	$ 452	$ 474
24"D for Rabbet Edge Worksurfaces — Right	ZDR62429PENR	S D	$ 452	$ 474
26½"H End Panel Legs — Panel-Mount — Painted Wood				
20"D for Flat/Square Edge Worksurfaces — Left	ZD62026PENL	S D	$ 375	$ 397
20"D for Flat/Square Edge Worksurfaces — Right	ZD62026PENR	S D	$ 375	$ 397
24"D for Flat/Square Edge Worksurfaces — Left	ZD62426PENL	S D	$ 412	$ 434
24"D for Flat/Square Edge Worksurfaces — Right	ZD62426PENR	S D	$ 412	$ 434
20"D for Rabbet Edge Worksurfaces — Left	ZDR62026PENL	S D	$ 389	$ 411
20"D for Rabbet Edge Worksurfaces — Right	ZDR62026PENR	S D	$ 389	$ 411
24"D for Rabbet Edge Worksurfaces — Left	ZDR62426PENL	S D	$ 425	$ 447
24"D for Rabbet Edge Worksurfaces — Right	ZDR62426PENR	S D	$ 425	$ 447
29½"H In-line Panel Supports — Panel-Mount — Painted Wood				
10"D	ZD61029PSL	S	$ 264	N/A
20"D	ZD62029PSL	S	$ 292	N/A
24"D	ZD62429PSL	S	$ 330	N/A
26½"H In-line Panel Supports — Panel-Mount — Painted Wood				
10"D	ZD61026PSL	S D	$ 251	N/A
20"D	ZD62026PSL	S D	$ 278	N/A
24"D	ZD62426PSL	S D	$ 319	N/A

D *Discontinued 12/31/2015*

How to specify —

Select the Model Number from above.

1st Option:

Wood Paint Color:

M11 Loft
M12 Bungalow
M13 Brownstone
M14 Brilliant White
M15 Muslin
M16 Flint

2nd Option:

Metal Paint Color:

C S

Core:
P7B Loft
P7C Bungalow
P7D Brownstone
P4J Muslin
P02 Flint

Select:
PQ8 Brilliant White
PR6 Silver

Z D . M 1 P .

Examples: **ZD62429FEN.M14.PR6** **ZDR62026PENL.M11.P7B** **ZD61026PSL.M14.P4J**

S *Shippable by small-package carrier.*

Worksurfaces

Stride® — Worksurface Supports

For specification information see pages 88-103.

GSA SIN 711-1

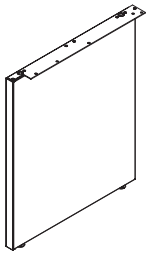

Description	Model	Core Paint List Price	Select List Price
End Support Panels — Metal			
29½"H x 10"D Freestanding	**Y62910FENP**	$ 209	$ 229
29½"H x 24"D Freestanding	**Y62924FENP**	$ 225	$ 245
29½"H x 30"D Freestanding	**Y62930FENP**	$ 239	$ 259
29½"H x 10"D Panel-Mount	**Y62910PENP**	$ 233	$ 253
29½"H x 20"D Panel-Mount	**Y62920PENP**	$ 243	$ 263
29½"H x 24"D Panel-Mount	**Y62924PENP**	$ 247	$ 267
29½"H x 30"D Panel-Mount	**Y62930PENP**	$ 260	$ 280
26½"H x 20"D Panel-Mount	**Y62620PENP**	$ 225	$ 245
26½"H x 24"D Panel-Mount	**Y62624PENP**	$ 235	$ 255

Note: Not for use with rabbet edge worksurfaces.

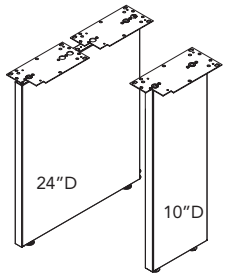

In-Line Support Panels — Metal			
29½"H to support 24"D Freestanding	**Y62910SLFP**	$ 201	$ 221
29½"H to support 30"D Freestanding	**Y62924SLFP**	$ 215	$ 235
29½"H to support 24"D Panel-Mount	**Y62910SLPP**	$ 225	$ 245
29½"H to support 30"D Panel-Mount	**Y62924SLPP**	$ 240	$ 260
26½"H x 10"D Panel-Mount	**Y62610SLPP**	$ 213	$ 233
26½"H x 24"D Panel-Mount	**Y62624SLPP** D	$ 229	$ 249

Note: Not for use with rabbet edge worksurfaces.

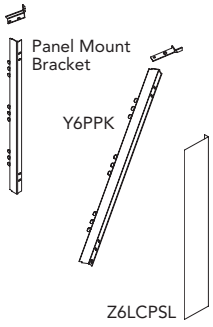

Panel-Mount Bracket for End/In-Line Support Panel			
29½"H	**Y6PEN** S	$ 51	$ 65
Pedestal-to-Systems Panel Attachment Bracket — Non-handed			
	Y6PPK S	$ 103	$ 117
Credenza-to-Panel Brackets			
Low Credenza Back-to-Panel Bracket Kit	**Z6LCPBK** S	$ 157	$ 183
High Credenza Back-to-Panel Bracket Kit	**Z6HCPBK** S	$ 195	$ 221
Low Credenza Side-to-Panel Bracket – Left	**Z6LCPSL** S	$ 78	$ 90
Low Credenza Side-to-Panel Bracket – Right	**Z6LCPSR** S	$ 78	$ 90
High Credenza Side-to-Panel Bracket – Left	**Z6HCPSL** S	$ 100	$ 112
High Credenza Side-to-Panel Bracket – Right	**Z6HCPSR** S	$ 100	$ 112

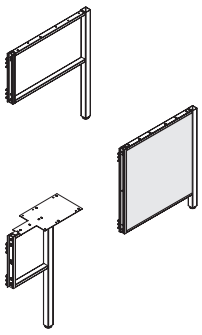

Open End Panel Supports			
12"D x 29½"H Panel-Mount	**AYBHEP1229** S	$ 162	$ 193
24"D x 29½"H Panel-Mount	**AYBHEP2429** S	$ 170	$ 201
30"D x 29½"H Panel-Mount	**AYBHEP3029** S	$ 185	$ 216

Note: Not for use with rabbet edge worksurfaces.

Closed End Panel Supports			
12"D x 29½"H Panel-Mount	**AYBFEP1229** S D	$ 165	$ 196
24"D x 29½"H Panel-Mount	**AYBFEP2429** S	$ 181	$ 212
30"D x 29½"H Panel-Mount	**AYBFEP3029** S	$ 195	$ 226

Note: Not for use with rabbet edge worksurfaces.

In-line Support Leg			
29½"H for 24"D Panel-Mounted Worksurfaces	**AYBSL1229** S	$ 162	$ 193

Note: Not for use with rabbet edge worksurfaces.

D *Discontinued 12/31/2015*

How to specify —

Select the Model Number from above.

1st Option:

Paint (if applicable):

C S

See inside front cover for finishes.

Credenza-to-Panel Brackets available in colors to match painted wood:

Core:
- **P7B** Loft
- **P7C** Bungalow
- **P7D** Brownstone
- **P4J** Muslin
- **P02** Flint

Select:
- **PQ8** Brilliant White

. P

Examples: **Y62924SLPP.P27** **Y6PEN.P27** **Z6LCPSL.P7B**

S *Shippable by small-package carrier.*

Worksurfaces

Stride® — Worksurface Supports

For specification information see pages 88-103.

GSA SIN 711-1

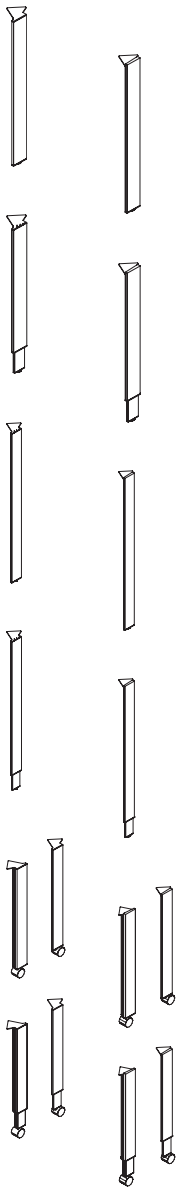

Description	Model		Core Paint List Price	Select List Price
29½"H Post Legs — Fixed Height				
for Flat/Square Edge Worksurfaces — Left	**Z6PL29FL**	S	$ 195	$ 215
for Flat/Square Edge Worksurfaces — Right	**Z6PL29FR** (shown)	S	$ 195	$ 215
for Flat/Square Edge Worksurfaces — Pair	**Z6PL29FP**	S	$ 385	$ 423
for Rabbet Edge Worksurfaces — Left	**ZR6PL29FL**	S	$ 206	$ 226
for Rabbet Edge Worksurfaces — Right	**ZR6PL29FR** (shown)	S	$ 206	$ 226
for Rabbet Edge Worksurfaces — Pair	**ZR6PL29FP**	S	$ 409	$ 447
26½"H-32½"H Post Legs — Height Adjustable				
for Flat/Square Edge Worksurfaces — Left	**Z6PL29HL**	S	$ 256	$ 276
for Flat/Square Edge Worksurfaces — Right	**Z6PL29HR** (shown)	S	$ 256	$ 276
for Flat/Square Edge Worksurfaces — Pair	**Z6PL29HP**	S	$ 510	$ 548
for Rabbet Edge Worksurfaces — Left	**ZR6PL29HL**	S D	$ 267	$ 287
for Rabbet Edge Worksurfaces — Right	**ZR6PL29HR** (shown)	S D	$ 267	$ 287
for Rabbet Edge Worksurfaces — Pair	**ZR6PL29HP**	S D	$ 532	$ 570
40½"H Post Legs — Fixed Height				
for Flat/Square Edge Worksurfaces — Left	**Z6PL40FL**	S	$ 228	$ 248
for Flat/Square Edge Worksurfaces — Right	**Z6PL40FR** (shown)	S	$ 228	$ 248
for Flat/Square Edge Worksurfaces — Pair	**Z6PL40FP**	S	$ 452	$ 490
for Rabbet Edge Worksurfaces — Left	**ZR6PL40FL**	S D	$ 239	$ 259
for Rabbet Edge Worksurfaces — Right	**ZR6PL40FR** (shown)	S D	$ 239	$ 259
for Rabbet Edge Worksurfaces — Pair	**ZR6PL40FP**	S D	$ 475	$ 513
37½"H-43½"H Post Legs — Height Adjustable				
for Flat/Square Edge Worksurfaces — Left	**Z6PL40HL**	S	$ 290	$ 310
for Flat/Square Edge Worksurfaces — Right	**Z6PL40HR** (shown)	S	$ 290	$ 310
for Flat/Square Edge Worksurfaces — Pair	**Z6PL40HP**	S	$ 575	$ 613
for Rabbet Edge Worksurfaces — Left	**ZR6PL40HL**	S D	$ 301	$ 321
for Rabbet Edge Worksurfaces — Right	**ZR6PL40HR** (shown)	S D	$ 301	$ 321
for Rabbet Edge Worksurfaces — Pair	**ZR6PL40HP**	S D	$ 600	$ 638
29½"H Freestanding Post Legs — Fixed Height				
Pair with Locking Casters for Flat/Square Edge Worksurfaces	**Z6PTLFPC** (shown)	S	$ 433	$ 471
Pair with Glides for Flat/Square Edge Worksurfaces	**Z6PTLFPG**	S	$ 433	$ 471
Pair with Locking Casters for Rabbet Edge Worksurfaces	**ZR6PTLFPC** (shown)	S D	$ 460	$ 498
Pair with Glides for Rabbet Edge Worksurfaces	**ZR6PTLFPG**	S D	$ 460	$ 498
26½"H-32½"H Freestanding Post Legs — Height Adjustable				
Pair with Locking Casters for Flat/Square Edge Worksurfaces	**Z6PTLHPC** (shown)	S	$ 557	$ 595
Pair with Glides for Flat/Square Edge Worksurfaces	**Z6PTLHPG**	S	$ 557	$ 595
Pair with Locking Casters for Rabbet Edge Worksurfaces	**ZR6PTLHPC** (shown)	S D	$ 582	$ 620
Pair with Glides for Rabbet Edge Worksurfaces	**ZR6PTLHPG**	S D	$ 582	$ 620

D *Discontinued 12/31/2015*

How to specify —

Select the Model Number from above.

1st Option:

Color:

C S

See inside front cover for finishes.

Z | | | | | | | | . P | |

Examples: **ZR6PL29FL.PR6** **Z6PL29FL.P02**

S *Shippable by small-package carrier.*

Worksurfaces

Stride® — Worksurface Supports

For specification information see pages 88-103.

GSA SIN 711-1

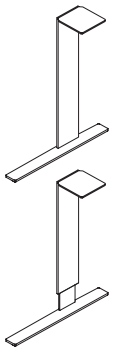

Description	Model	Core Paint List Price	Select List Price
C-Legs — Fixed Height – 29½"H			
for Flat/Square Edge Worksurfaces — Left	**Z6CLFL** S	$ 324	$ 344
for Flat/Square Edge Worksurfaces — Right	**Z6CLFR** S	$ 324	$ 344
for Rabbet Edge Worksurfaces — Left	**ZR6CLFL** S D	$ 347	$ 367
for Rabbet Edge Worksurfaces — Right	**ZR6CLFR** S D	$ 347	$ 367
C-Legs — Height Adjustable – 26½"H-32½"H			
for Flat/Square Edge Worksurfaces — Left	**Z6CLHL** S	$ 423	$ 443
for Flat/Square Edge Worksurfaces — Right	**Z6CLHR** S	$ 423	$ 443
for Rabbet Edge Worksurfaces — Left	**ZR6CLHL** S D	$ 446	$ 466
for Rabbet Edge Worksurfaces — Right	**ZR6CLHR** S D	$ 446	$ 466

Note: Height adjustable C-legs are not for use on worksurface spans greater than 72"W.

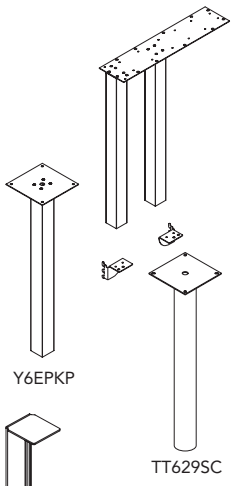

Y6EPKP

TT629SC

Z6SCF

Description	Model	Core Paint List Price	Select List Price	Anodized List Price
Post In-Line Support Leg				
29½"H x 24"D Freestanding – Painted	**Y629NLK**	$ 369	$ 405	—
29½"H x 24"D Freestanding – Anodized	**Y629NLKA** D	—	—	$ 446
Support Columns — Metal				
29½"H / 2¼" Square Painted	**Y6EPKP**	$ 165	$ 185	—
29½"H / 2¼" Square Anodized	**Y6EPKA** D	—	—	$ 199
29½"H / 3" Diameter Round	**TT629SC** S	$ 153	$ 184	—
29½"H — Linear Fixed	**Z6SCF** S	$ 206	$ 226	—
26½"H-30½"H— Linear Height Adjustable	**Z6SCH** S	$ 304	$ 324	—

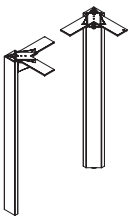

Description	Model	Core Paint List Price	Select List Price	Anodized List Price
Light-scale Legs — Metal				
Pair (Left and Right) 29½"H				
for Modesty Panel attachment – Painted	**Y629LKMP**	$ 410	$ 430	—
for Modesty Panel attachment – Anodized	**Y629LKMA** D	—	—	$ 543
Individual Leg — Non-handed				
NOT for Modesty Panel attachment – Painted	**Y629LKNP**	$ 209	$ 229	—
NOT for Modesty Panel attachment – Anodized	**Y629LKNA** D	—	—	$ 273

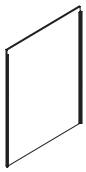

Description	Model	List Price
29"H Leg Modesty Panels — Landscape Surface		
24"W	**Z6LM2924L** (shown) S	$ 453
30"W	**Z6LM2930L** S	$ 529

LANDSCAPE™ SURFACE MATERIAL OPTIONS

Infinite Spectrum™
See page 29 for ordering information.

Seaglass™
SG01 Cool Mist
SG02 Warm Mist

D *Discontinued 12/31/2015*

How to specify —
Select the Model Number from above.

1st Option:
Color:
C S
See inside front cover for finishes.

1st Option:
Landscape Surface Material and Finish *(if applicable)*:

. P

Examples: **Z6CLFL.P27** **Y629NLK.P7D** **Z6LM2930L.14-1210TPX**

S *Shippable by small-package carrier.*

Worksurfaces

Stride® — Worksurface Supports

For specification information see pages 88-103.

GSA SIN 711-1

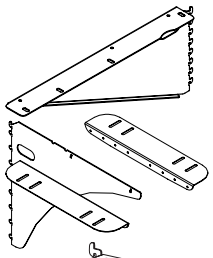

Description	Model	Core Paint List Price	Select Paint List Price
Cantilever Brackets			
12"D Left-Hand	T6CB12L S	$ 43	$ 52
12"D Right-Hand	T6CB12R S	$ 43	$ 52
18"D Left-Hand	T6CB18L S	$ 47	$ 56
18"D Right-Hand	T6CB18R S	$ 47	$ 56
24" or 30"D Left-Hand	T6CB24L S	$ 52	$ 61
24" or 30"D Right-Hand	T6CB24R S	$ 52	$ 61

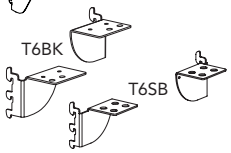

Cantilever Bracket — non-handed (Core paint colors only)			
24" or 30"D	T624CB S	$ 127	N/A

Worksurface Bracket Kits			
Flat, Square, and Eased Edge Worksurface Bracket Kit	T6BK S	$ 44	$ 52
Flat, Square, and Eased Edge Worksurface Storage Bracket Kit (Black only)	T6SB S	$ 60	N/A
Rail Bracket Kit for Worksurfaces (PR6 paint color only)	Z6RBK	$ 58	N/A

Off-Module Worksurface Brackets			
Non-Rail Based End Panel Kit	Z6EPK S	$ 37	$ 43
Non-Rail Based Worksurface Bracket (1)	Z6MK S	$ 44	$ 50
Non-Rail Based 3" Layered Worksurface Bracket (1)	Z6Z3MK S	$ 50	$ 56
Layered Worksurface Connection Bracket (1)	Z6C3BK S	$ 73	$ 84

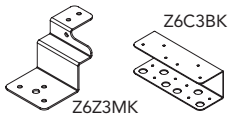

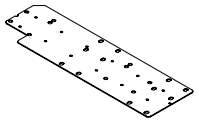

Flat Brackets (no color option)			
For 12"D	T612FB S	$ 39	N/A
For 24"D	T624FB S	$ 44	N/A
For 30"D	T630FB S	$ 51	N/A

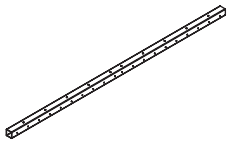

External Worksurface Support Channel (no color option) — 1½"H			
30"W External Support Channel for use on 42"W Worksurface	Z5SC42 S	$ 48	N/A
36"W External Support Channel for use on 48"W Worksurface	Z5SC48 S	$ 51	N/A
42"W External Support Channel for use on 54"W Worksurface	Z5SC54 S	$ 57	N/A
48"W External Support Channel for use on 60"W Worksurface	Z5SC60	$ 63	N/A
54"W External Support Channel for use on 66"W Worksurface	Z5SC66	$ 72	N/A
60"W External Support Channel for use on 72"W Worksurface	Z5SC72	$ 78	N/A
66"W External Support Channel for use on 78"W Worksurface	Z5SC78	$ 84	N/A
72"W External Support Channel for use on 84"W Worksurface	Z5SC84	$ 92	N/A



Worksurface Wire Manager (no color option)			
36"W Wire Manager for use on 48"W Worksurface	Z5WM48 S	$ 30	N/A
42"W Wire Manager for use on 54"W Worksurface	Z5WM54 S	$ 34	N/A
48"W Wire Manager for use on 60"W Worksurface	Z5WM60	$ 39	N/A
54"W Wire Manager for use on 66"W Worksurface	Z5WM66	$ 44	N/A
60"W Wire Manager for use on 72"W Worksurface	Z5WM72	$ 48	N/A
66"W Wire Manager for use on 78"W Worksurface	Z5WM78	$ 52	N/A
72"W Wire Manager for use on 84"W Worksurface	Z5WM84	$ 56	N/A

How to specify —

Select the Model Number from above.

1st Option:

Paint *(if applicable)*:

C S

See inside front cover for finishes.

	.	P		

Examples: **T6BK.P01** **T624FB**

S *Shippable by small-package carrier.*

Painted Wood, Fabric, Landscape™ Surface, and Glass

For specification information see pages 102-103. (See page 274 for COM pricing on fabrics Grades G-J.)

GSA SIN 711-1

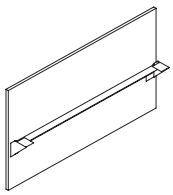

Description	Model	List Price
28"H Full Desk Screens — Painted Wood		
30"W	**Z6DF2830D**	$ 386
36"W	**Z6DF2836D**	$ 391
42"W	**Z6DF2842D**	$ 410
48"W	**Z6DF2848D** (shown)	$ 430
54"W	**Z6DF2854D**	$ 473
60"W	**Z6DF2860D**	$ 503

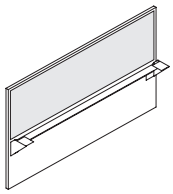

Description	Model	List Price					
		Grade A	Grade B	Grade C	Grade D	Grade E	Grade F
28"H Full Desk Screens — Painted Wood with Fabric Insert							
30"W	**Z6DF2830F**	$ 466	$ 474	$ 485	$ 512	$ 540	$ 571
36"W	**Z6DF2836F**	$ 473	$ 482	$ 502	$ 521	$ 548	$ 579
42"W	**Z6DF2842F**	$ 497	$ 506	$ 517	$ 547	$ 577	$ 611
48"W	**Z6DF2848F** (shown)	$ 535	$ 547	$ 556	$ 589	$ 620	$ 658
54"W	**Z6DF2854F**	$ 585	$ 597	$ 610	$ 643	$ 677	$ 718
60"W	**Z6DF2860F**	$ 623	$ 636	$ 649	$ 684	$ 721	$ 766

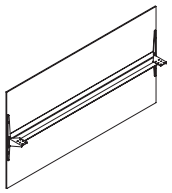

Description	Model	List Price
28"H Full Desk Screens — Landscape Surface		
30"W	**Z6DF2830L**	$ 905
36"W	**Z6DF2836L**	$ 1086
42"W	**Z6DF2842L**	$ 1176
48"W	**Z6DF2848L** (shown)	$ 1237
54"W	**Z6DF2854L**	$ 1328
60"W	**Z6DF2860L**	$ 1418

LANDSCAPE SURFACE MATERIAL OPTIONS

Frosted Translucent

FT01 Frost

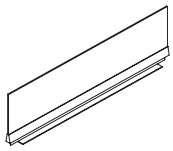

Description	Model	Clear List Price	Frosted List Price
13"H x ⅜" Thick Shared Desk Screens — Glass			
24"W	**Z6DS1324TG** S	$ 823	$ 905
30"W	**Z6DS1330TG** S	$ 833	$ 916
36"W	**Z6DS1336TG** S	$ 846	$ 930
42"W	**Z6DS1342TG**	$ 886	$ 975
48"W	**Z6DS1348TG** (shown)	$ 962	$ 1058
54"W	**Z6DS1354TG**	$ 1066	$ 1172
60"W	**Z6DS1360TG**	$ 1158	$ 1275

How to specify —	*1st Option:*	*1st Option:*	*1st Option:*	*2nd Option:*	*2nd Option:*
Select the Model Number from above.	**Wood Paint Color** *(if applicable)*: **M11** Loft, **M12** Bungalow, **M13** Brownstone, **M14** Brilliant White, **M15** Muslin, **M16** Flint	**Landscape Surface Material and Finish** *(if applicable)*:	**Glass** *(if applicable)*: **LC** Clear, **LF** Frosted	**Fabric** *(if applicable)*: See inside back cover for fabrics.	**Hardware Color:** **PR6** Silver
Z6D .	M1 .	.	.	.	PR6

Example: **Z6DF2842F.M14.JST901.PR6** **Z6DS1342TG.LC.PR6** **Z6DF2842D.M14.PR6**

S *Shippable by small-package carrier.*

Worksurfaces

Stride® — Modesty Panels

Painted Wood and Landscape™ Surface

For specification information see pages 102-103.

GSA SIN 711-1

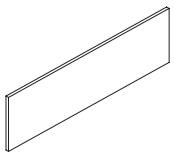

Description	Model	List Price
14"H Modesty Panels — Painted Wood		
30"W	**Z6DM1430D** S	$ 209
36"W	**Z6DM1436D** S	$ 216
42"W	**Z6DM1442D**	$ 241
48"W	**Z6DM1448D** (shown)	$ 265
54"W	**Z6DM1454D**	$ 292
60"W	**Z6DM1460D**	$ 315

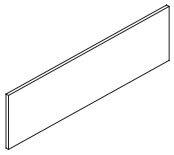

Description	Model	List Price
14"H Modesty Panels — Landscape Surface		
30"W	**Z6DM1430L**	$ 440
36"W	**Z6DM1436L**	$ 450
42"W	**Z6DM1442L**	$ 502
48"W	**Z6DM1448L** (shown)	$ 556
54"W	**Z6DM1454L**	$ 609
60"W	**Z6DM1460L**	$ 660

LANDSCAPE SURFACE MATERIAL OPTIONS

Infinite Spectrum™
See page 29 for ordering information.

Seaglass™
SG01 Cool Mist
SG02 Warm Mist

How to specify —	*1st Option:*	*1st Option:*
Select the Model Number from above.	**Wood Paint Color** *(if applicable)*: **M11** Loft **M12** Bungalow **M13** Brownstone **M14** Brilliant White **M15** Muslin **M16** Flint	**Landscape Surface Material and Finish** *(if applicable)*:
Z _____ .	M 1 _ .	_____

Examples: **Z6DM1448L.SG01** **Z6LM2930L.14-1210TPX**

S *Shippable by small-package carrier.*

Wood Storage

Painted Wood

GSA Reference Page

Low Credenzas

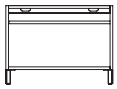
Open

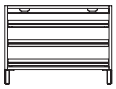
Open with Project Shelves

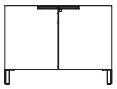
Hinged Doors

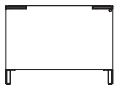
Lateral File with Project Drawer

Lateral File

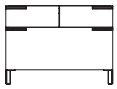
Box/Box/Lateral

Corner Bin

High Credenzas

Open

Hinged Doors

Lateral File

Pedestals

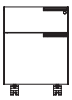
Box/File Mobile

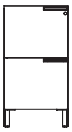
File/File Support

Box/Box/File Support

Towers

42½"H

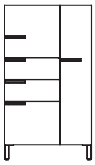
Box/Box/File

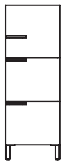
File/File

50"H

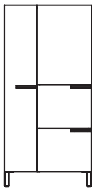
File/File Side Access Side Light

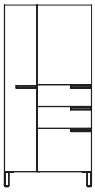
Box/Box/File Side Access Side Light

65"H

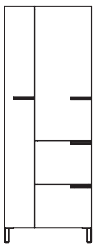
File/File Side Access

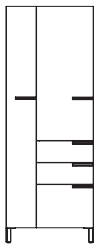
Box/Box/File Side Access

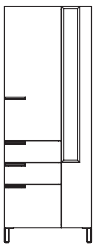
Box/Box/File Side Access Sidelight

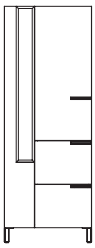
File/File Side Access Sidelight

Combination Files

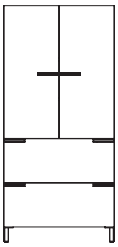
Lateral Drawers

Overhead Cabinets

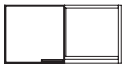
Sliding Door

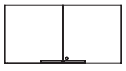
Hinged Doors

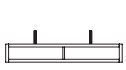
Shelf with Nitch

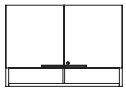
Hinged Door/ Nitch

Open/ Nitch

Perch Cabinets

Hinged Doors/ Nitch

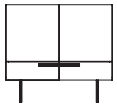
Hinged Doors/ Drawers

Horizontal Storage

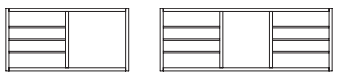
Full Depth

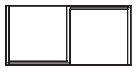
Shared

Wood Storage

Stride® — Features and Dimensions

Painted Wood

GSA Reference Page

	Low Credenzas		High Credenzas		Towers	
Widths	Open	24", 30", 36", 42", 48", 60"	Open	24", 30", 36", 42", 48", 60"	Box/Box/File	15⅝" (42½" and 50"H); 24" (all heights)
	Open with Project Shelf	24", 30", 36"			File/File	15⅝" (42½" and 50"H); 24"
	Hinged Door	24", 30", 36", 42", 48", 60"	Hinged Door	24", 30", 36", 42", 48", 60"		
	Lateral with Project Drawer	30", 36", 42", 48", 60"	Lateral File	30", 36", 42", 48", 60"		
	Box/Box/Lateral	30"				
	Corner with Bin	24", 30"				
Heights	22" (23½" with top)		28" (29½" with top)		42½"H, 50"H, 65"H	
Depth	18"		24"		Box/Box/File File/File	18", 24"
Pull	Linear		Linear		Linear	
Lock Options:						
Lock	Standard		Standard		Standard	
Omit Lock Core	Optional		Optional		Optional	
Master Keyed Lock	Standard		Standard		Standard	
Removable Lock Core	Yes — with Special Key		Yes — with Special Key		Yes — with Special Key	
Dual-Side Locking	Yes		Yes		Yes	
Suspension	Ball Bearing		Ball Bearing		Ball Bearing — Full Extension	
Drawer Front Construction	¾" thick Painted Wood*		¾" thick Painted Wood*		¾" thick Painted Wood*	
Hinged Door Construction	¾" thick Painted Wood*		¾" thick Painted Wood*		¾" thick Painted Wood*	
Hex-head Glide	Yes		Yes		Yes	
Counterweights	Required on freestanding lateral units and corner credenza.		Optional		Optional	
Drawer Interiors:						
Drawers	9⅛"		9⅛"			
Project Drawer	2⅞"					
Pull Out Shelf	4½"					
Front-to-Back Filing	Standard		Standard		Standard	
Filing Options	Letter		Letter		Letter	

WOOD STORAGE LOCKING

Pedestals	**15"W**					
File/File	1 lock					
Box/Box/File	1 lock					
Low Credenzas	**24"W**	**30"W**	**36"W**	**42"W**	**48"W**	**60"W**
Hinged Doors	1 lock	1 lock	1 lock	2 locks	2 locks	2 locks
Lateral File with Project Drawers	—	1 lock	1 lock	1 lock	2 locks	3 locks
Box/File	—	2 locks				
Corner — Bin	1 lock	1 lock				
High Credenzas	**24"W**	**30"W**	**36"W**	**42"W**	**48"W**	**60"W**
Hinged Doors	1 lock	1 lock	1 lock	2 locks	2 locks	2 locks
Lateral/Combination File	—	1 lock	1 lock	1 lock	2 locks	3 locks
Personal Towers	**15"W**	**24"W**	**24"W with Sidelight**			
Box/Box/File	1 lock	2 locks	1 lock			
File/File	1 lock	2 locks	1 lock			
Personal Towers	**30"W**					
2H Lateral File	1 lock					

*** Painted wood is powder-coated medium density fiberboard**

Load Capacity for Painted Wood Pedestals, Personal Towers, and Credenzas

Pedestals	18"D [Mobile]	24"D [Support]
Box	17 lbs.	23 lbs.
File	33 lbs.	49 lbs.

Personal Towers	18"D	24"D
Box	17 lbs.	23 lbs.
File	33 lbs.	49 lbs.
Unit w/project drawer	32 lbs.	NA
Lateral	61 lbs.	73 lbs.
Unit w/project drawer	55 lbs.	NA

Credenzas	24"W	30"W	36"W	42"W	48"W	60"W
Low Credenzas						
Project shelves	21 lbs.	27 lbs.	34 lbs.	NA	NA	NA
Lateral w/project drawer	NA	62lbs.	76 lbs.	91 lbs.	76 lbs.	76 lbs.
Lateral project drawer	NA	29 lbs.	35 lbs.	42 lbs.	35 lbs.	35 lbs.
Bin	52 lbs.	52 lbs.	NA	NA	NA	NA
Box	NA	10 lbs.	NA	NA	NA	NA
High Credenzas						
Lateral	NA	68 lbs.	84 lbs.	99 lbs.	84 lbs.	84 lbs.

Wood Storage

Interior Dimensions for Painted Wood Pedestals, Personal Towers, Combination Files, and Credenzas

	Height	Depth	Width
PEDESTALS	Box — 2⅞" File — 9⅜"	Mobile — 17" Support — 21"	12⅛"
PERSONAL TOWERS	Box — 2⅞" File — 9⅜" Project Drawer — 3⅜"	20" — 17" 24" — 20" Project Drawer — 16¼"	12⅛"
COMBINATION FILES	Lateral — 9⅛" Project Drawer — 3⅜"	Lateral — 15" Lateral (w/project drawer) — 13⅞" Project Drawer — 13⅞"	Lateral — 25⅝" Project Drawer — 26⅜"
CREDENZAS			
Open Shelves			
Low Credenza	Bottom: 12⅛" Top: 3⅜"	16½"	24" exterior = 22½" interior 30" exterior = 28½" interior 36" exterior = 34½" interior 42" exterior = (2) 19⅞" interior 48" exterior = (2) 22⅞" interior 60" exterior = (2) 28⅞" interior
High Credenza	Bottom: 12⅛" Top: 9½"	20½"	
Project Shelves			
Low Credenza	4½"	13¾"	24" exterior = 19¾" interior
Hinged Doors			
Low Credenza	Bottom: 12⅛" Top: 3⅜"	15¾"	24" exterior = 22½" interior 30" exterior = 28½" interior 36" exterior = 34½" interior 42" exterior = (2) 19⅞" interior 48" exterior = (2) 22⅞" interior 60" exterior = (2) 28⅞" interior
High Credenza	Bottom: 12⅛" Top: 9½"	19¾"	
Lateral			
Low Credenza	Lateral — 9½" Project Drawer — 2⅞"	Lateral — 13⅞" Project Drawer — 13⅜"	30" exterior = 25⅝" interior 36" exterior = 31⅝" interior 42" exterior = 37⅝" interior 48" exterior = 31⅝" interior 60" exterior = 31⅝" interior
High Credenza	9½"	15"	
Corner			
Low Credenza	Bin — 12¼"	Bin — 14¼"	Bin — 15⅜"
Box/Box/Lateral			
Low Credenza	Lateral — 9⅛" Box — 2⅞"	Lateral — 13⅞" Box — 11½"	Lateral — 25⅝" Box — 10¾"

Stride® — Working with Credenzas

GSA Reference Page

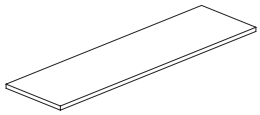

Credenza Top

Credenza Rail

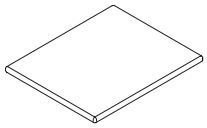

Seat Cushion

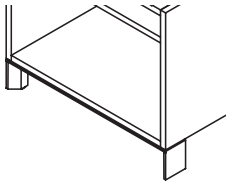

Credenza Bottom Trim

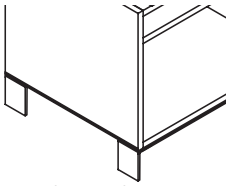

Credenza Side Trim

Credenzas ship fully assembled except for the credenza top, which must be ordered separately. Credenza tops in laminate or veneer with flat/square or rabbet edge details are available in various depths. Veneer fronts by Gunlocke®.

With the addtion of a credenzas rail, low credenzas act as a support for height-adjustable run off worksurfaces at 1" increments from 27½"H to 30½"H. Also provides the ability to run power and to support storage.

Laminate credenza tops, a footed base, and aluminum trim along the front edge of the credenza enchance the durability of the credenza.

A relocatable seat cushion can be placed on the credenza top of a low credenza for additional seating.

Credenza bottom trim is standard on the front of all credenzas.

Optional side trim is an aesthetic piece for end of run credenzas and is ordered separately and field installed.

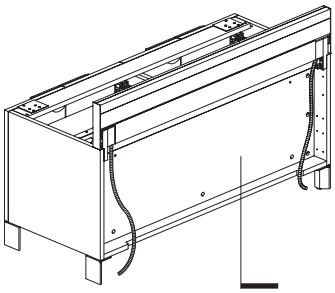

All credenzas have a recessed back with a cavity to support wire management. An optional metal back should be specified separately to finish the credenza in a single-sided application where the back is exposed.

Relocatable wire trough provides a channel for wire management.

Each credenza ships with one front bracket that can be used to gang (multiple) credenzas inline.

Credenza top must be ordered separately and can span multiple credenzas.

Corner credenzas with bin when housing a CPU must be used with credenza tops for wire trough or rail (not full depth) to minimize heat buildup.

Credenzas can support panels in certain applications with the addition of a credenza-to-panel bracket, see guidelines on page 24 and bracket on page 150.

Credenzas can be shipped with lock cores removed; cores can be installed after files are in place. Core removable lock feature allows key numbers to be easily changed in the field.

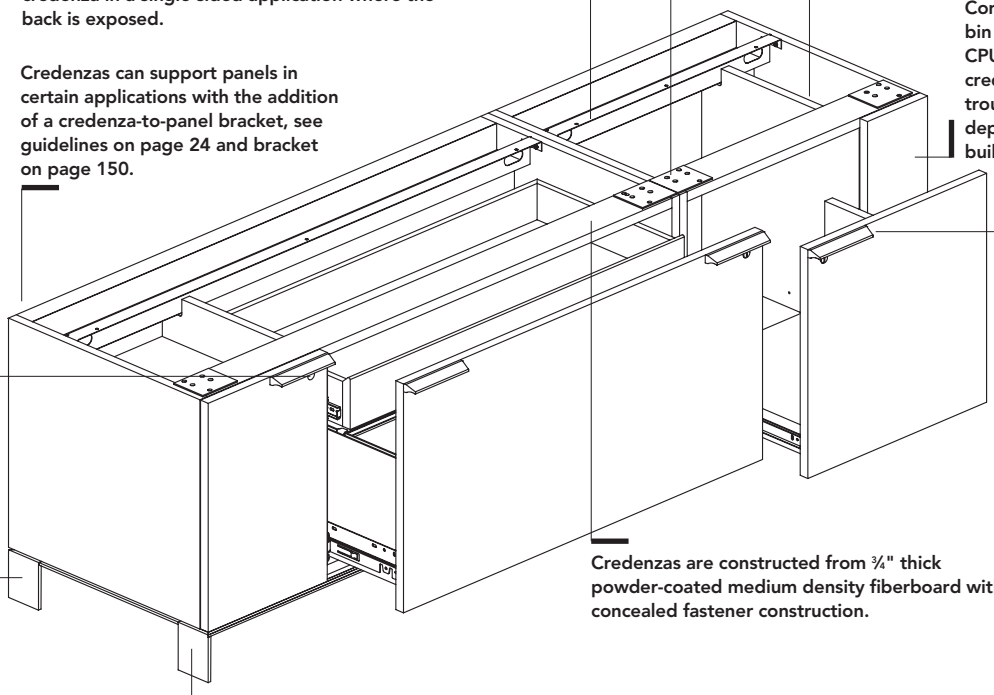

All credenzas feature silver linear pulls. Pulls, feet, and bottom trim are all PR6 Silver finish.

Credenzas are constructed from ¾" thick powder-coated medium density fiberboard with concealed fastener construction.

Credenza feet have sleeves to conceal the leveling glides. Leveling range is 1⅛". The hex-head design of the stem allows leveling to be done even when the credenza is fully loaded.

Credenzas ship with the feet located at the outside corners. Alternate mounting holes are provided for front feet to be inset 4" on mid-run credenzas, during installation.

Wood Storage

22"H Low Credenzas

22"H low credenzas *are constructed of painted wood and are available with painted or veneer fronts. Low credenzas range from 24"W to 60"W x 22"H (without top; or 23½"H with top) x 18"D.*

Low Credenza Configurations (pages 174-178)

- Open
- Open with Project Shelves#
- Hinged Doors
- Lateral File with Project Drawer#
- Box/File
- Corner Bin#

Low Credenza — Open (page 174)

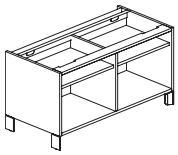

- Low open credenzas have one removable shelf.
- Bottom shelf opening is 12⅛"H and will accommodate binders.
- Top shelf opening is 3⅜"H.

Low Credenza — Open with Project Shelves (page 174)

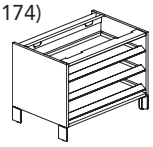

- Available in 24"-36" widths.
- Units have three pull out shelves at fixed height.
- Shelves have an opening clearance of 4½"H.

Low Credenza — Hinged Doors (pages 174-175)

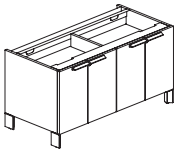

- 24"-36"W units have two doors with one lock and one adjustable shelf.
- 42"-60"W units have four doors with two locks and a center septum, with one shelf on each side that can be adjusted in 2" increments.

Low Credenza — Lateral File with Project Drawer # (pages 174-175)

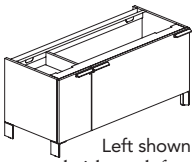
Left shown

- Available in 30"-60"W.
- A 2⅞"H optional pull out project drawer is located behind the lateral file drawer front.
- When used freestanding, counterweight kit model ZD-CW must be specified.
- 30"-36"W are lateral files with one lock.
- 42-48"W is a combination unit with a lateral drawer and either a left or right 12"W hinged door with an adjustable shelf inside. Unit has two locks.
- 60"W is a combination unit with a lateral drawer and both left and right 12"W hinged doors each with an adjustable shelf. Unit has three locks.

Low Credenza — Box/Box/Lateral # (pages 174-175)

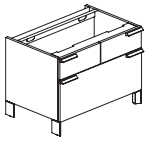

- 30"W box/box/lateral credenza provides a combination of personal and file storage.
- Unit has two locks.

Low Credenza — Corner with Bin # (pages 174-175)

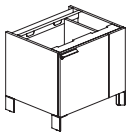
Right shown

- For use under perpendicular layered worksurfaces.
- Available 24"W or 30"W and are either left or right handed with one lock.
- Handedness on corner credenzas is determined by the location of the credenza in the credenza run, considered when facing the run.
- Corner slide out bin has an open side to allow for easy side access of the stored content, and can be used for storing binders or a CPU (up to 12¼"H).
- There is venting to allow airflow, however, if a CPU is being stored in a corner credenza, a credenza top for wire trough or rail must be used to minimize heat buildup (do not use full depth credenza tops).
- All units have a side panel that provides clearance for modesty panel attachment. It is removable and can be used for cord management and power/data access.
- Side panel is 6"W on 24"W credenzas and 12"W on 30"W credenzas.

28"H High Credenzas

28"H high credenzas *are constructed of painted wood and are available with painted or veneer fronts. High Credenzas range from 24"W to 60"W x 28"H (without top; or 29½"H with top) x 24"D.*

High Credenza Configurations (page 176)

- Open
- Hinged Doors
- Lateral File#

High Credenza — Open (page 176)

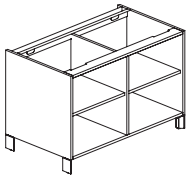

- Open credenzas have two fixed shelves.
- Bottom shelf opening is 12⅛"H and will accommodate binders.
- Top shelf opening is 9½"H.
- Open credenzas 42"W-60"W have a center septum.

High Credenza — Hinged Doors (page 176)

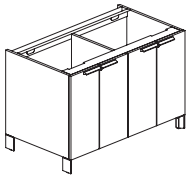

- 24"-36"W units have two doors with one lock and one adjustable shelf.
- 42-60"W units have four doors with two locks and a center septum, and one shelf on each side of the center septum that can be adjusted in 2" increments.

High Credenza — Lateral File (page 176)

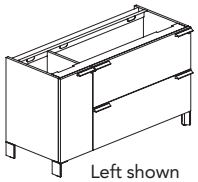
Left shown

Available in 30-60"W.

- 30-36"W are lateral files with one lock.
- 42-48"W is a combination unit with two 36"W lateral drawers and either a left or right 12"W hinged door with an adjustable shelf inside. Unit has two locks.
- 60"W is a combination unit with two 36"W lateral drawers and both left and right 12"W hinged doors each with an adjustable shelf inside. Unit has three locks.

Counterweight Kits for Credenzas

Counterweight Kit (page 181)

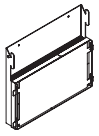

- Weight attached to the back of a credenza to inhibit tipping. Must be ordered separately and field installed.
- Counterweight kits required for freestanding low credenzas:
  Open with Project Shelves, all widths.....1 Kit
  Lateral Files, all widths.....2 Kits
  30"W Box/Box/Lateral.....1 Kit
  Corner Credenza, all widths.....1 Kit
- For every 30" of added and ganged credenzas with spanning credenza tops, one counterweight kit can be removed.
- Stability bracket model number Z6CSBK can be used in place of a counterweight kit. See pages 20 and 181.

Unit may require counterweight depending on application, see chart above..

Credenza Tops:

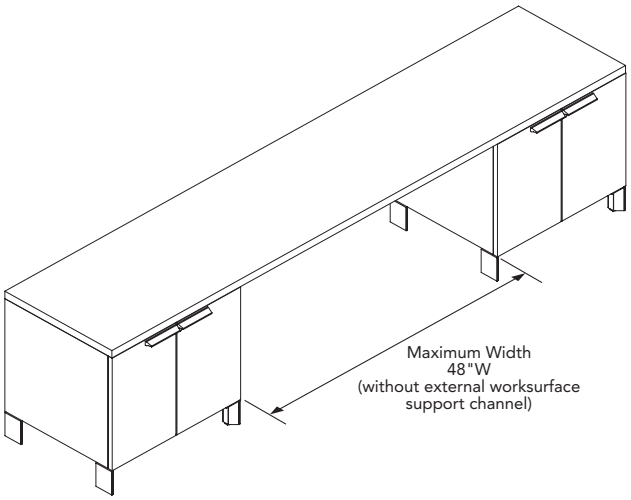

Credenza tops are required to finish top surface of low and high credenzas.

- Credenza tops are 1¼" thick.
- Three types (depths) of credenza tops:
  - Full Depth — to match depth of the credenza.
  - For Rail — 3" less than depth of the credenza, use with credenza rail.
  - For Wire Trough — 1½" less than depth of the credenza, providing access to the wire trough and a channel for wire management when credenza is used along powered panel spine.
- Tops are available in laminate or veneer and with flat/square or rabbet edge detail.
- Veneer credenza tops are by Gunlocke®. Stratawood veneer has a consistent straight-grain pattern.Natural veneer will have cathedrals and as a natural material is subject to nature's quality control with variations in grain pattern and tone.
- Credenza tops have threaded metal inserts at the ends for attachment to credenzas.
- The maximum span of credenza tops is 48". With the addition of an external worksurface support channel the maximum span for credenza tops is 72". Note: The maximum span of standard systems worksurfaces is 60". Grommets on standard systems worksurfaces will interfere with the wire trough on credenzas.

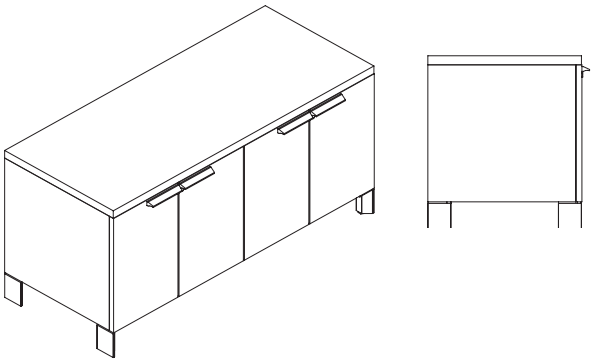

Credenza Top Configurations:

Full Depth Credenza Tops (page 178-179)

- Specify when there is no requirement for wire trough accessibility.
- 18"D Top for use on low credenzas.
- 24"D Top for use on high credenzas.

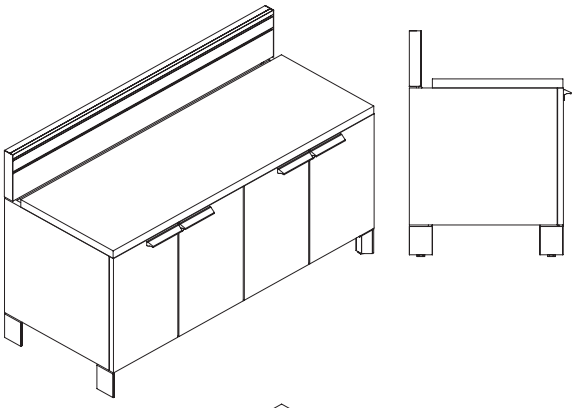

Credenza Tops for Rail (Page 178-179)

- Provides clearance for mounting credenza rail and access to wire management trough.
- 15"D Top for use on low credenzas.
- 21"D Top for use on high credenzas.

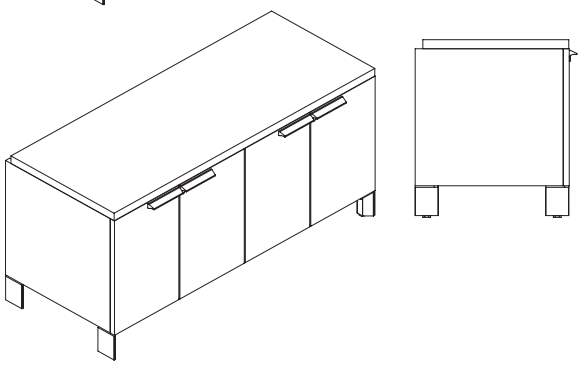

Credenza Top for Wire Trough (page 178-179)

- Specify when using credenzas along a powered panel spine or wall if wire management capability is desired.
- 17"D (actual 16½"D) Top for use on low credenzas.
- 23"D (actual 22½"D) Top for use on high credenzas.

Wood Storage

Credenza Backs

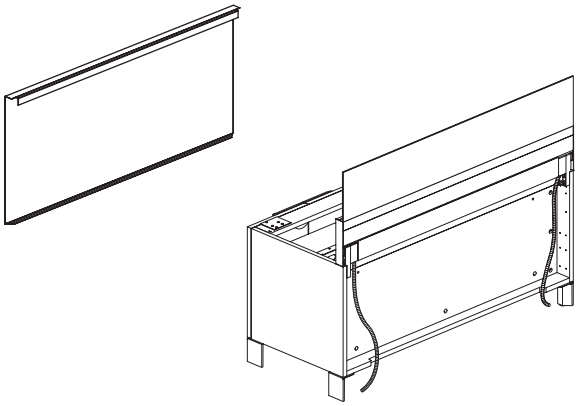

Credenza Backs (page 180)

- Metal credenza backs are optional, and should be specified in single-sided applications where the back side of the credenza will be visible.

Credenza backs can be specified for:

- Low credenza with credenza rail and screen
- High credenza with credenza rail and screen
- Low credenza without credenza rail
- High credenza without credenza rail
- Credenza backs cannot be specified with credenzas outfitted with credenza tops for wire trough.
- Credenza backs should be specified to match width of each credenza in the run; backs cannot span multiple credenzas.
- When using credenza back for credenzas with credenza rail, there must be a rail-mounted screen or perch cabinet in conjunction.

Painted Wood Credenza Accessories

Credenza to Panel Brackets (page 181)

- Attaches credenza to panel run.
- Used to attach credenza to panel frame to provide stability when used with Stride panel frames.
- Handedness is determined by side of credenza that attaches to panel when facing the credenza.
- Back-to-panel bracket kits include left and right brackets.

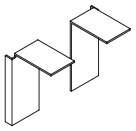

Stability Bracket Kit (page 181)

- Can be used in place of counterweight kit if the freestanding credenza is in front of a panel and one side of the credenza is modular with the panel.

  Note: A credenza is freestanding if it is not ganged to another credenza, is not sharing a credenza top with another credenza, and not attached to a panel. See pages 20-21 for planning guidelines.

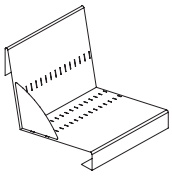

Binder Shelf for Corner Credenzas (page 181)

- Provides easy access and visibility for binders stored in corner bin and corner box/bin credenzas.

Pedestals

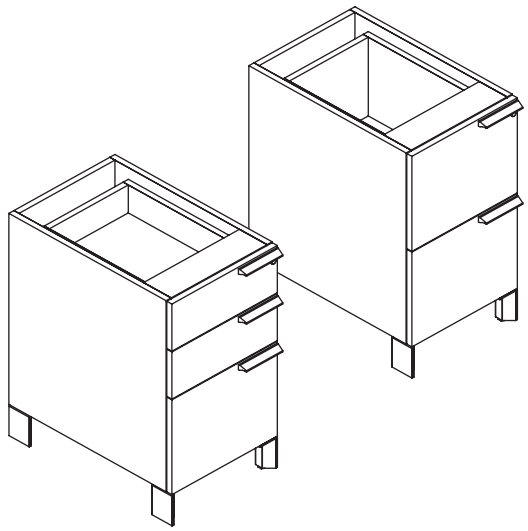

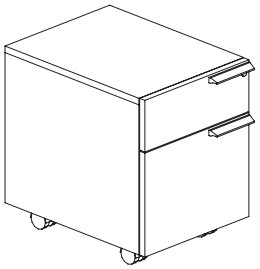

Pedestal Configurations:

- Box/Box/File Support
- File/File Support
- Box/File Mobile
- Pedestals are constructed of ¾" thick powder-coated medium density fiberboard with concealed fasteners.
- All pedestals have asymmetric linear pulls in silver finish. Drawer fronts can be specified with painted wood or veneer. Optional seat cushion can be added.
- Pedestals have one core removable lock.

Pedestals are specified as either left- or right-hand units.

- Handedness is determined by user's side, placing the pull on the side closest to the user. Specify a left unit to be on the user's left side (linear pull will be on the right side of the unit); specify a right unit to be on the user's right side (linear pull will be on the left side of the unit).
- Pedestals come fully assembled with a top and back. Support Pedestals will have pilot holes on the top for mounting under worksurfaces.

Support Pedestals (page 177)

- Support pedestals are 15⅝"W x 24"D x 28"H and are for use under a worksurface or credenza top. Support pedestals have four feet with sleeves to conceal the leveling glides. Bottom trim is standard on all support pedestals.
- Optional side and back trim are aesthetic pieces and are ordered separately and field installed.

Mobile Pedestals (page 177)

- Mobile pedestals are 15⅝"W x 18"D x 20"H, 22" H with optional seat cushion. Mobile pedestals have 4 casters (2 locking). Counterweight kit is included.

Trim for Credenzas, Pedestals, and Towers

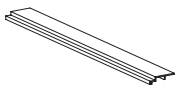

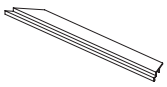

Trim for Credenzas, Pedestals, and Towers

Side Trim (page 181)

- Side trim is an optional aesthetic piece for credenzas, pedestals, and towers. Used at the end of a run to match standard front bottom trim.

Back Trim (page 181)

- Back trim is an optional aesthetic piece for pedestals and towers. Used to match standard front bottom trim.
- Order to match the width of each component.

Wood Storage

Recommended Seat Cushion Sizes for Mobile Pedestals and Low Credenzas

18"D Cushions for use with Pedestals and Full Depth Credenza Tops

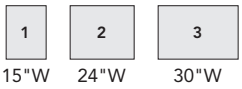

15"W Mobile Pedestal 15"W Cushion	1
24"W Credenza 24"W Cushion	2
30"W Credenza 30"/15"W Cushion	3 or 1
36"W Credenza 15"/24"W Cushion	1 or 2
42"W Credenza 24"W Cushion	2
48"W Credenza 24"W Cushion	2
60"W Credenza 30"W Cushion	3

15"D Cushions for use with Credenza Tops for Rail

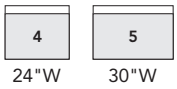

24"W Credenza 24"W Cushion	4
30"W Credenza 30"W Cushion	5
36"W Credenza 24"W Cushion	4
42"W Credenza 24"W Cushion	4
48"W Credenza 24"W Cushion	4
60"W Credenza 30"W Cushion	5

Seat Cushions

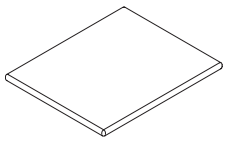

Seat Cushions (page 181)

- Place on top of low credenza tops or mobile pedestal for quick and convenient additional seating.
- For use on low credenzas only.
- Seat cushion must rest on top of credenza top — order separately.
- COM yardage for seat cushion is 1 yard.

Wood Storage

Notes

Wood Storage

Stride® — Working with Credenza Rail

GSA Reference Page

*The **credenza rail** is a single-sided 1½" thick frame that can be fitted atop credenza units.*

Credenza Rail (pages 182-183)

- Provides support for perpendicular run-off worksurfaces.
- When used on low credenzas, credenza rail supports a height adjustment range of 27½" to 30½" in 1" increments.
- Rail-mounted screens may be specified for added privacy.
- Channel for power and data.
- Connection point for accessories.

Guidelines:

1. The credenza rail may have only one worksurface mounted to each individual rail.
2. The credenza rail can span multiple credenzas, but must stay on-module with credenzas.
3. Credenza rail must be fully supported by a run of credenzas.
4. A worksurface can be mounted off-modular along the rail at four heights — 27½"-30½"H in 1" increments.
5. All components must be specified separately.

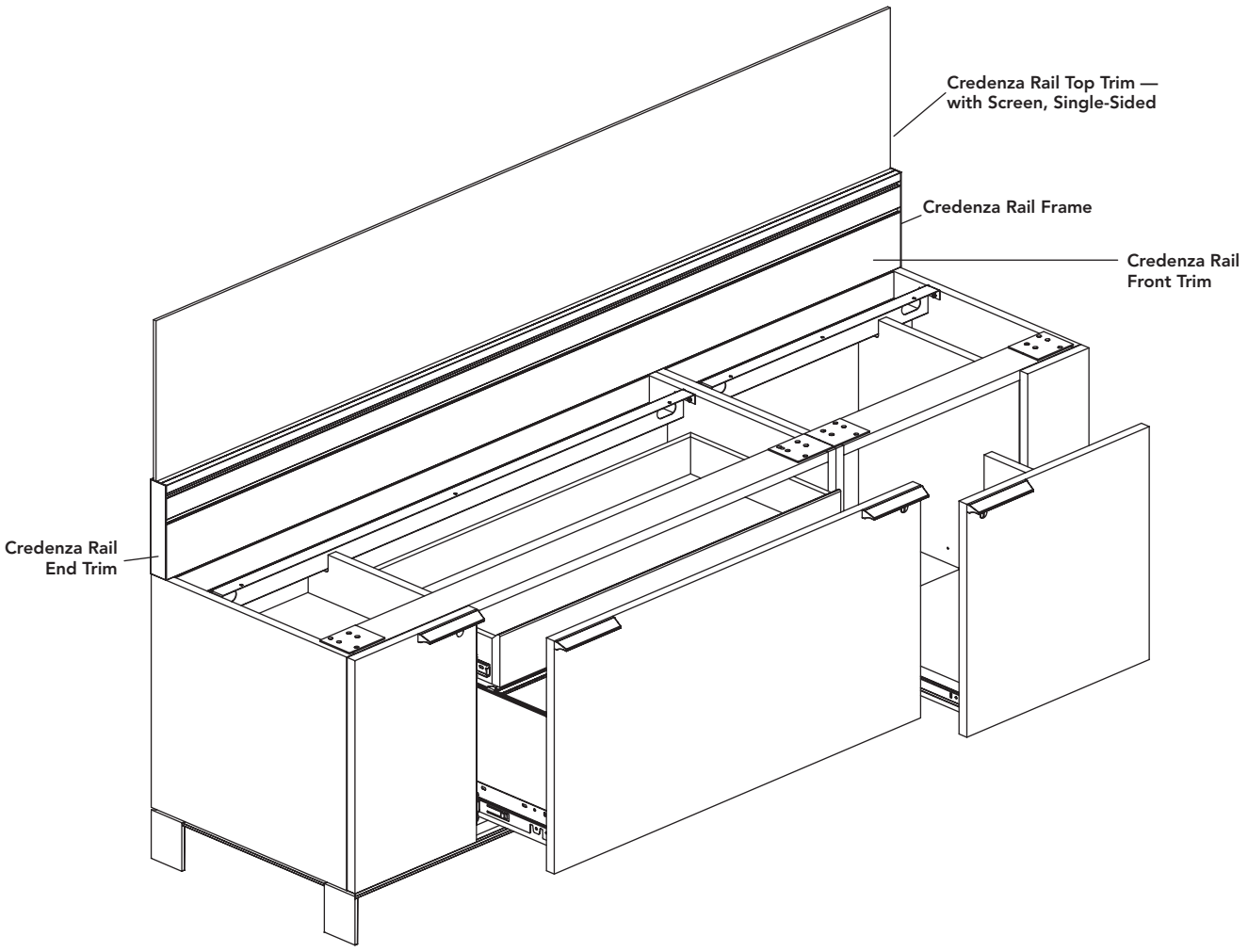

All credenza rail components must be ordered separately.

- Credenza rail frame
- Credenza rail front trim
- Credenza rail end trim
- Credenza rail bracket kit
- Credenza rail top trim

Credenza Rail Frame (page 182)

- Available 24"-96" W in 6" increments and can span multiple credenzas. Mounts atop storage credenzas — mounting hardware is included.

Credenza Rail Front Trim (page 182)

- Can be specified ported or non-ported. Ported trim has two openings positioned 6" from the edge and must match the size of the credenza.
- Openings (2.7"W x 1.377"H) must be filled with a duplex receptacle, data port or wire management grommet (TAWG) or there will be visible holes. Non-ported trim is available 24-96"W in 6" increments and can span multiple credenzas.

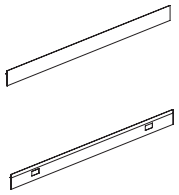

Credenza Rail End Trim (page 182)

- Specify in an end of run condition to finish an exposed end of the rail. End trim is not required on the end of a credenza rail when adjacent to a tower.

Rail Bracket Kit (page 182)

- Reversible bracket used to mount worksurface on credenza rail.
- Supports height adjustment range from 27½" to 30½".
- Includes two sets of brackets and attachment hardware.

Credenza Rail Top Trim (page 183)

- Available in 24"-96"W in 6" increments and can span multiple credenzas.
- 13"H for overall height of 42½".
- Top trim may be specified off-module to the credenza rail as long as the total length equals the length of the credenza rail frame.

Can be specified as:

- Not for screen — when no screen will be used (trim is flat to finish rail).
- With ⅜" glass screen, single-sided applications.
- With ⅜" glass screen, double-sided (when two credenza rails are used in a back-to-back application).
- Without ⅜" glass screen, single-sided applications with storage when ⅜" glass is not required.
- Glass available in frameless Clear or Frosted.



DOUBLE-SIDED CREDENZA RUN

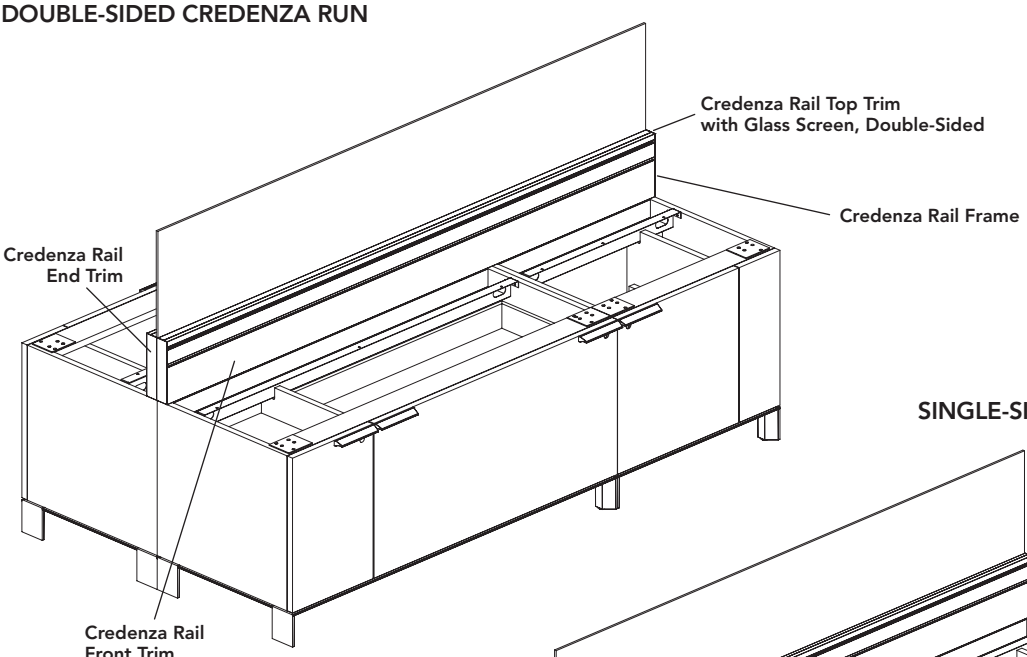

SINGLE-SIDED CREDENZA RUN

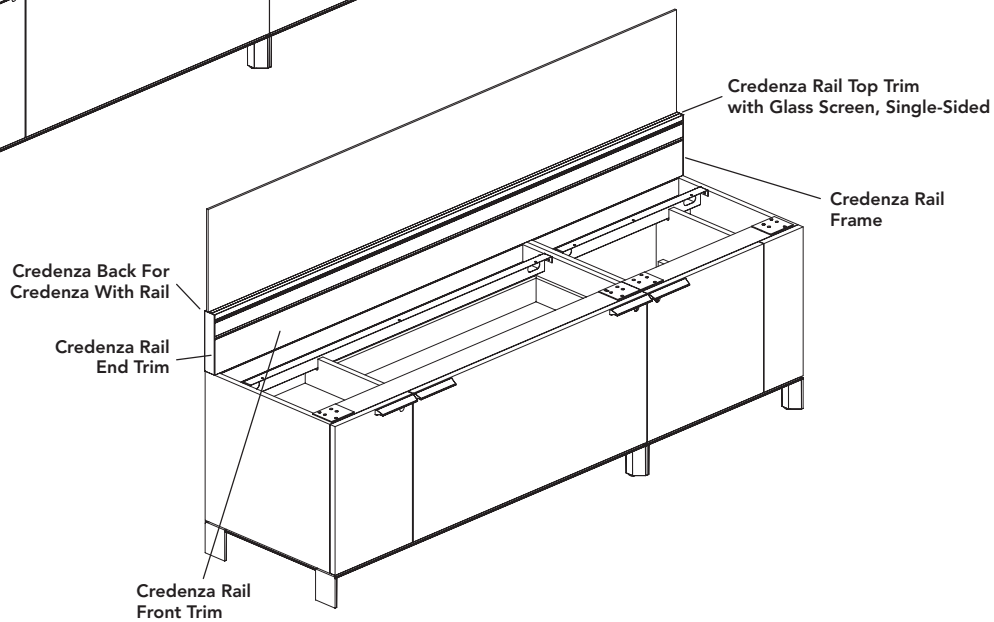

Wood Storage

Stride® — Working with 4-Wire Electrical

GSA Reference Page

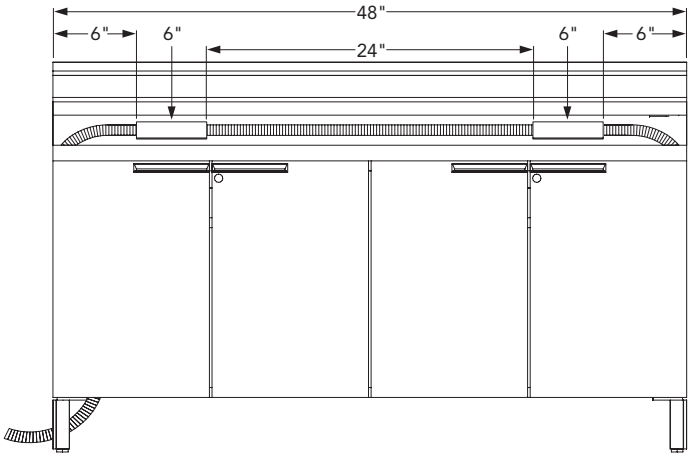

Routing Electrical: Credenzas

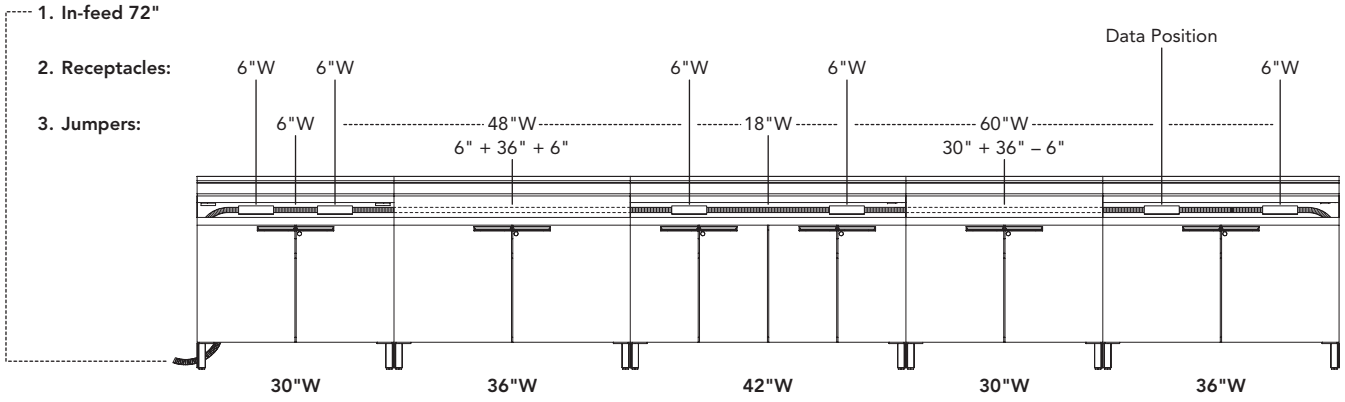

Jumper Situation:	Within a credenza	Spanning a credenza	Spanning a credenza with an open position for data.
Formula:	Subtract 24" from width of credenza. 30"W – 24" = 6" Jumper	Add 12" to width of spanned credenza. 36"W + 12" = 48" Jumper	Subtract 6" from total width of middle and end credenzas. (30"W + 36"W) – 6" = 60" Jumper

Routing Electrical: Credenzas with a Tower

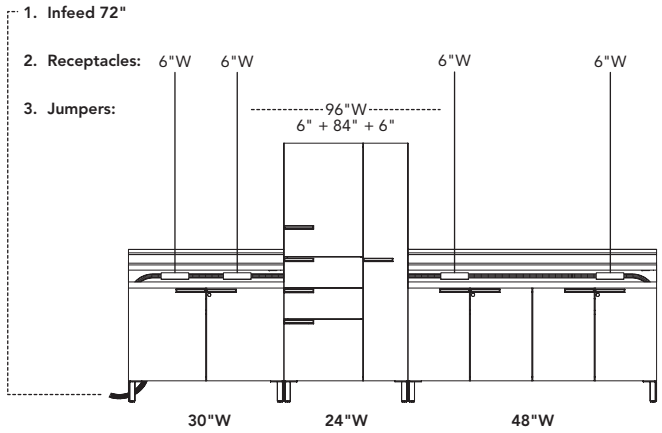

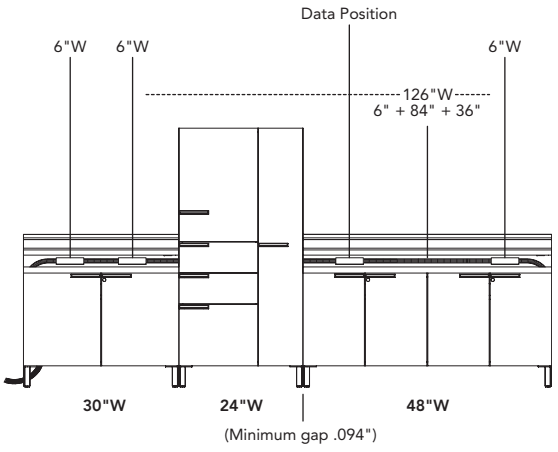

Jumper Situation:	Spanning a tower	Spanning a tower with an open position for data.
Formula:	6" + 84" + 6" = 96" Jumper	6" + 84" + 6" + 6" + 24" = 126" Jumper

Stride® — Working with 4-Wire Electrical

GSA Reference Page

The 4-wire electrical system is a UL183-listed 2 circuit non-dedicated electrical system. The credenza rail supports continuous power and data distribution. With ported trim, the credenza rail provides easy access to power and data. In addition to the standard electrical components, PVC-free components are also available.

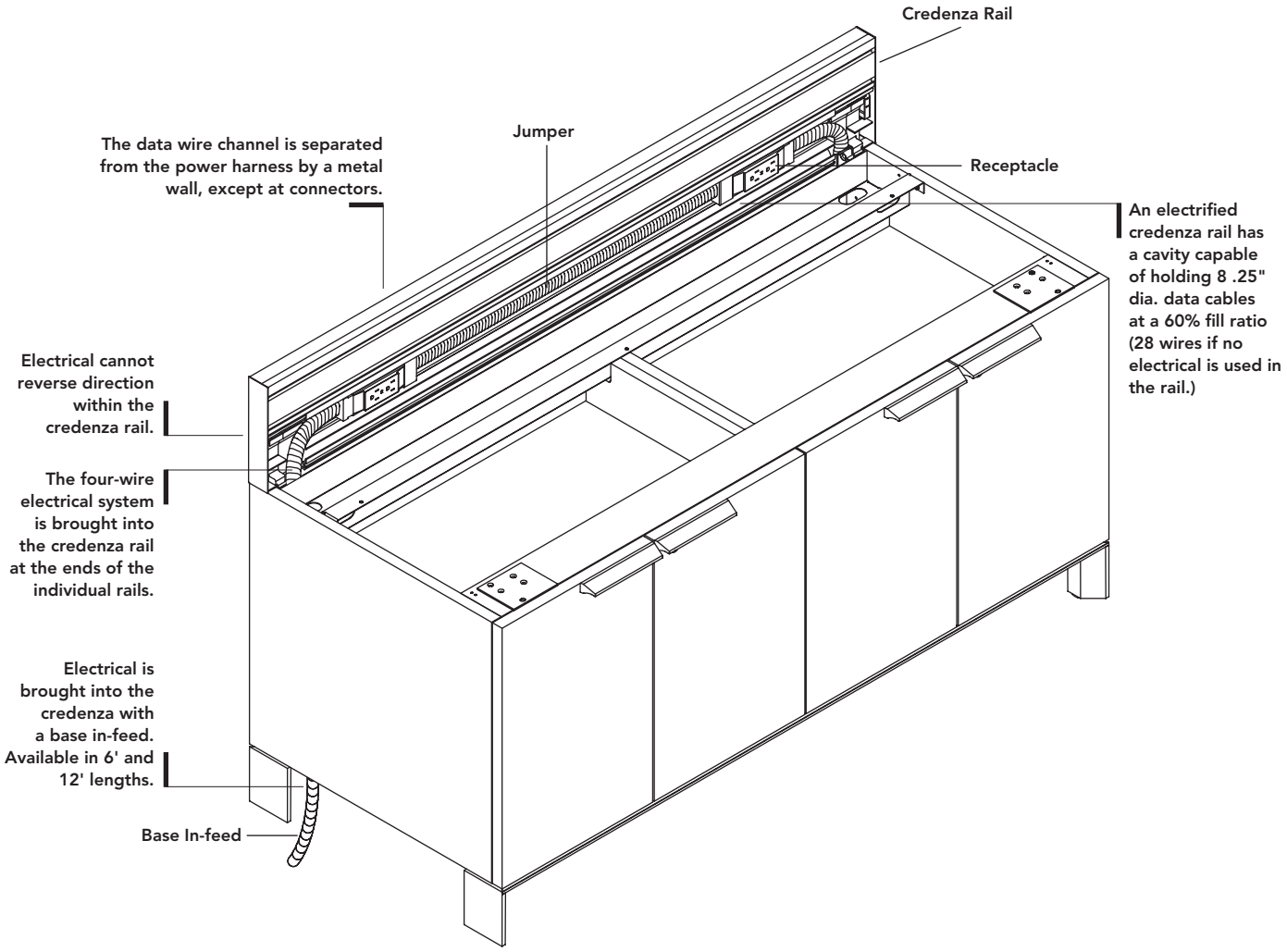

SPECIFICATION INFORMATION

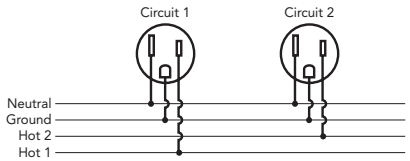

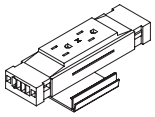

Duplex Receptacle

0"W Desking Power Jumper

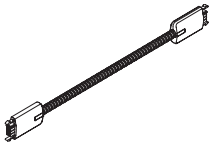

Desking Power Jumper

This electrical system has two hot wires, a shared neutral wire, and a shared ground wire. Each circuit is rated at 20 amps. A maximum of 13 duplex receptacles is permitted per circuit. Each receptacle is rated at 15 amps. Consult your electrician to ensure the planned electrical load is within permissible limits.

1. Determine location, quantity, and circuit number for duplex receptacles and power entry.
2. Base electrical in-feed delivers power from building to system.
3. Desking power jumpers connect together duplex receptacles or groups of duplex receptacles.

It is the customer's responsibility to ensure that the installation of the electrical components meets all local and national building codes and all other applicable regulations.

Wood Storage

A. Routing Electrical: Within Credenza

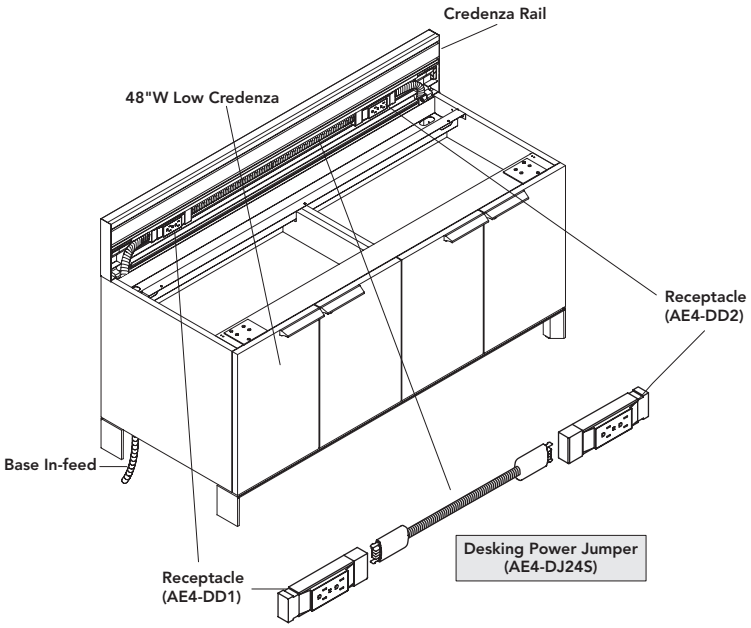

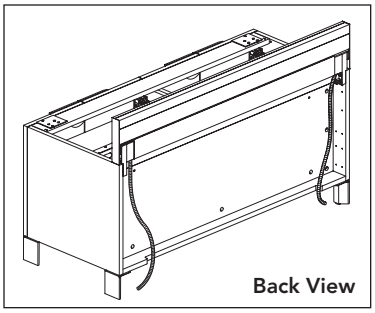

Credenza Width	Jumper Size	Jumper Model
24"	0"	AE4-DJ0S
30"	6"	AE4-DJ6S
36"	12"	AE4-DJ12S
42"	18"	AE4-DJ18S
48"	24"	AE4-DJ24S
60"	36"	AE4-DJ36S

B. Routing Electrical: Within Credenza Back-to-Back

All electrical components must be duplicated in a back-to-back situation. The credenza rail provides power to only one side of the credenza.

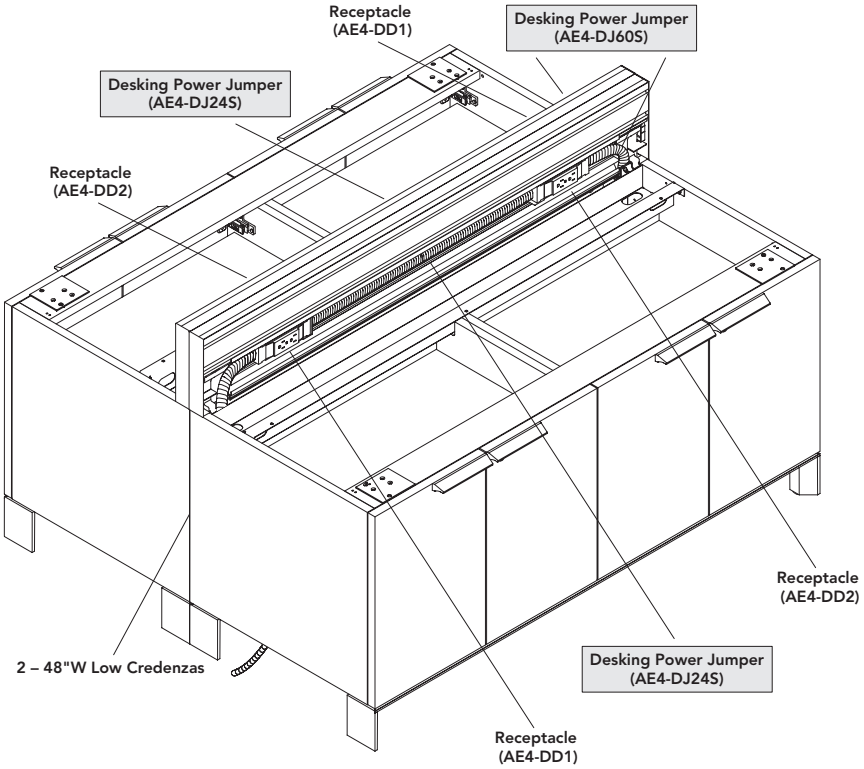

When routing from the front side to the back side in back-to-back credenzas use a 60" desking power jumper.

C. Routing Electrical: Spanning a Credenza

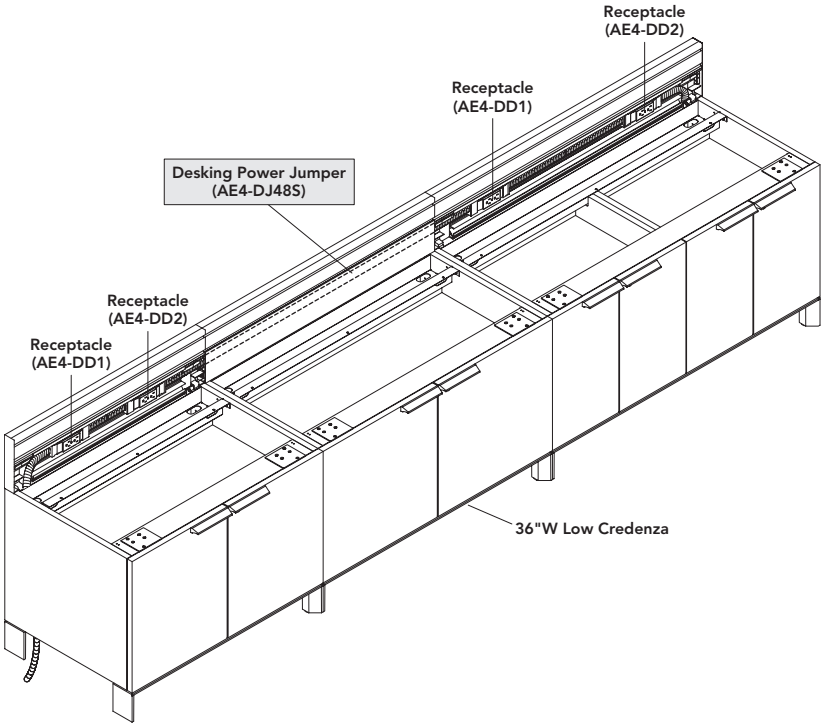

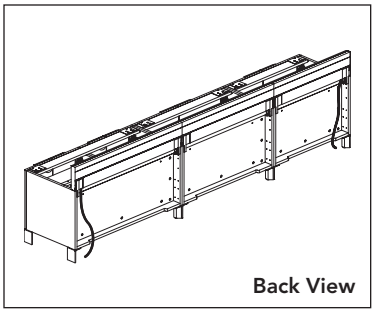

Credenza Width	Jumper Size	Jumper Model
0"	12"	AE4-DJ12S
24"	36"	AE4-DJ36S
30"	42"	AE4-DJ42S
36"	48"	AE4-DJ48S
42"	54"	AE4-DJ54S
48"	60"	AE4-DJ60S
60"	72"	AE4-DJ72S

D. Routing Electrical: Spanning a Credenza and an Open Position for Data

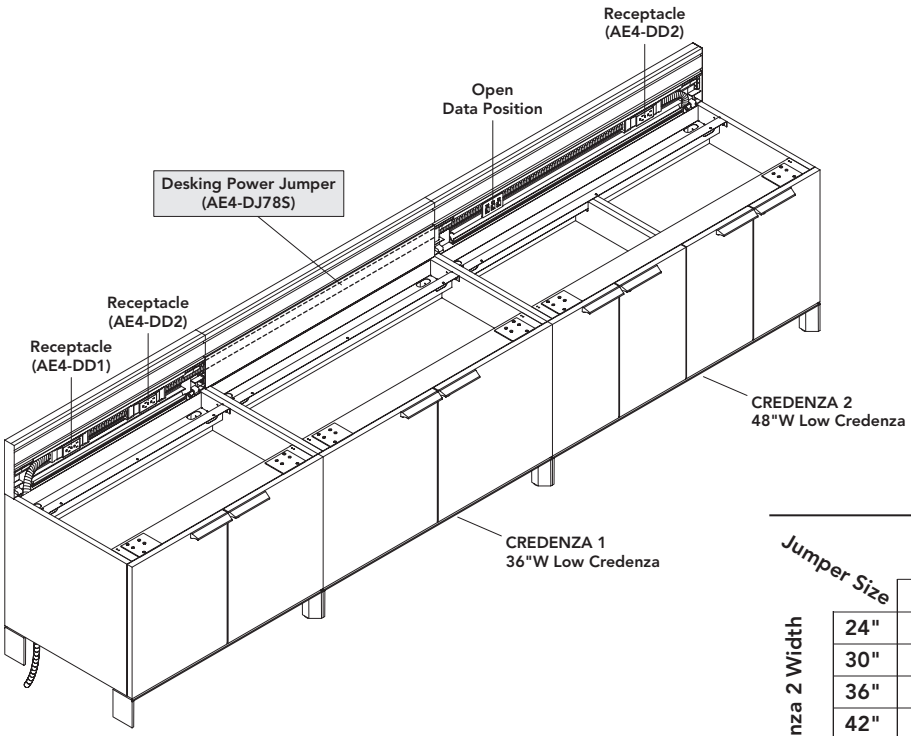

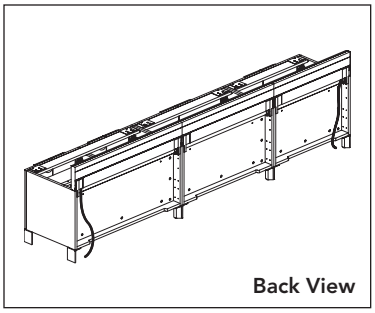

Jumper Size \ Credenza 2 Width	0"	24"	30"	36"	42"	48"	60"
24"	18"	42"	48"	54"	60"	66"	78"
30"	24"	48"	54"	60"	66"	72"	84"
36"	30"	54"	60"	66"	72"	78"	90"
42"	36"	60"	66"	72"	78"	84"	96"
48"	42"	66"	72"	78"	84"	90"	102"
60"	54"	78"	84"	90"	96"	102"	114"

Credenza 1 Width

Wood Storage

E. Routing Electrical: Spanning a Tower

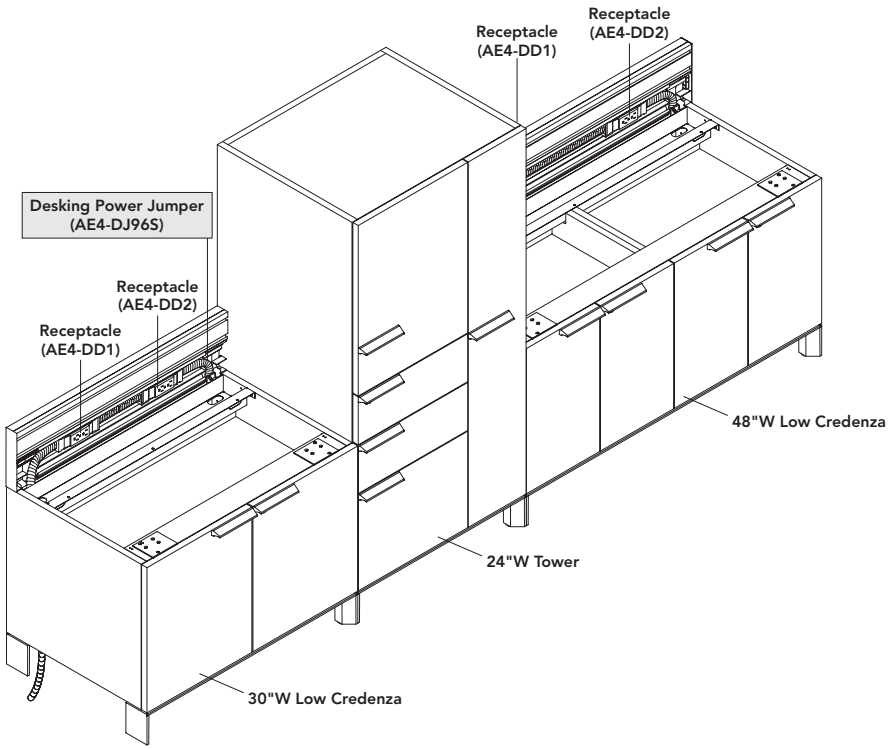

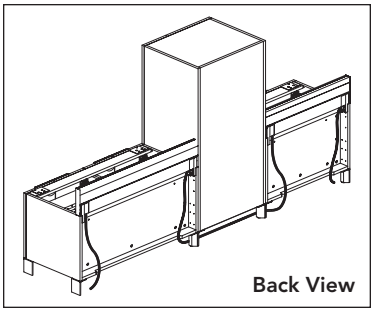

Jumper = 6" + 84" + 6" = 96"
AE4-DJ96S

F. Routing Electrical: Spanning a Tower with an Open Position For Data

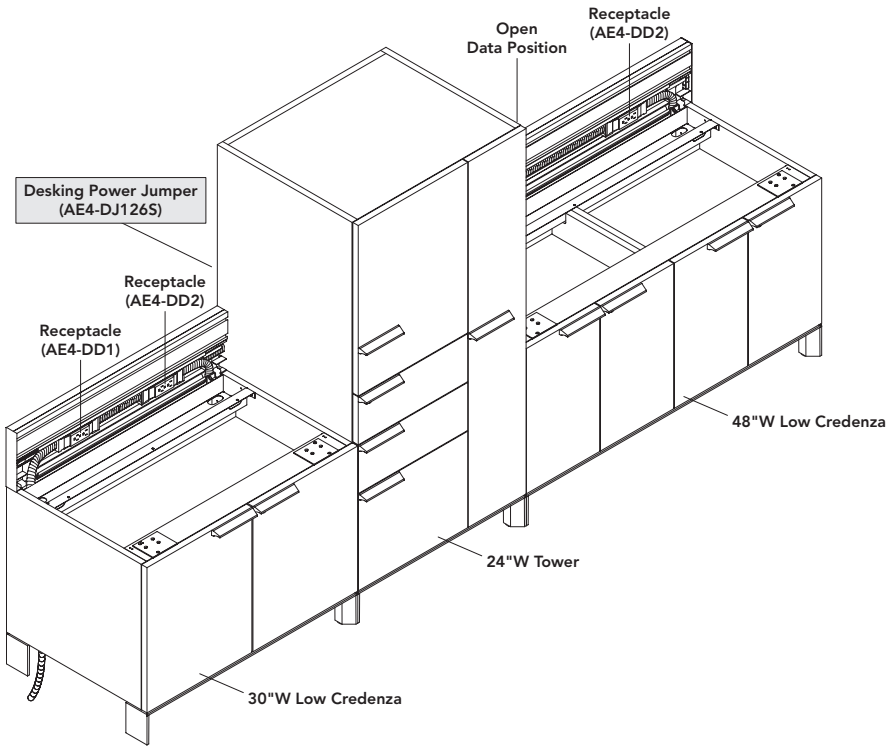

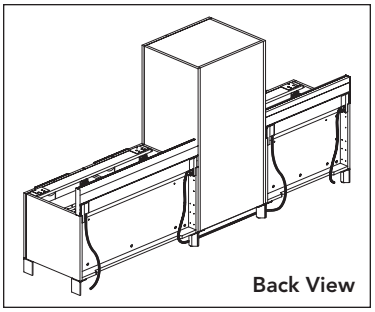

Credenza* Width	Jumper Size	Jumper Model
24"	102"	AE4-DJ102S
30"	108"	AE4-DJ108S
36"	114"	AE4-DJ114S
42"	120"	AE4-DJ120S
48"	126"	AE4-DJ126S
60"	136"	AE4-DJ136S

*Credenza with open data position

An electrified credenza rail has a cavity capable of holding 8 .25" dia. cables at 60% fill ratio (28 wires if no electrical is used in the rail).

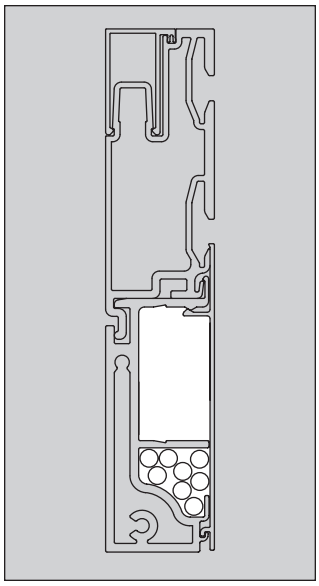

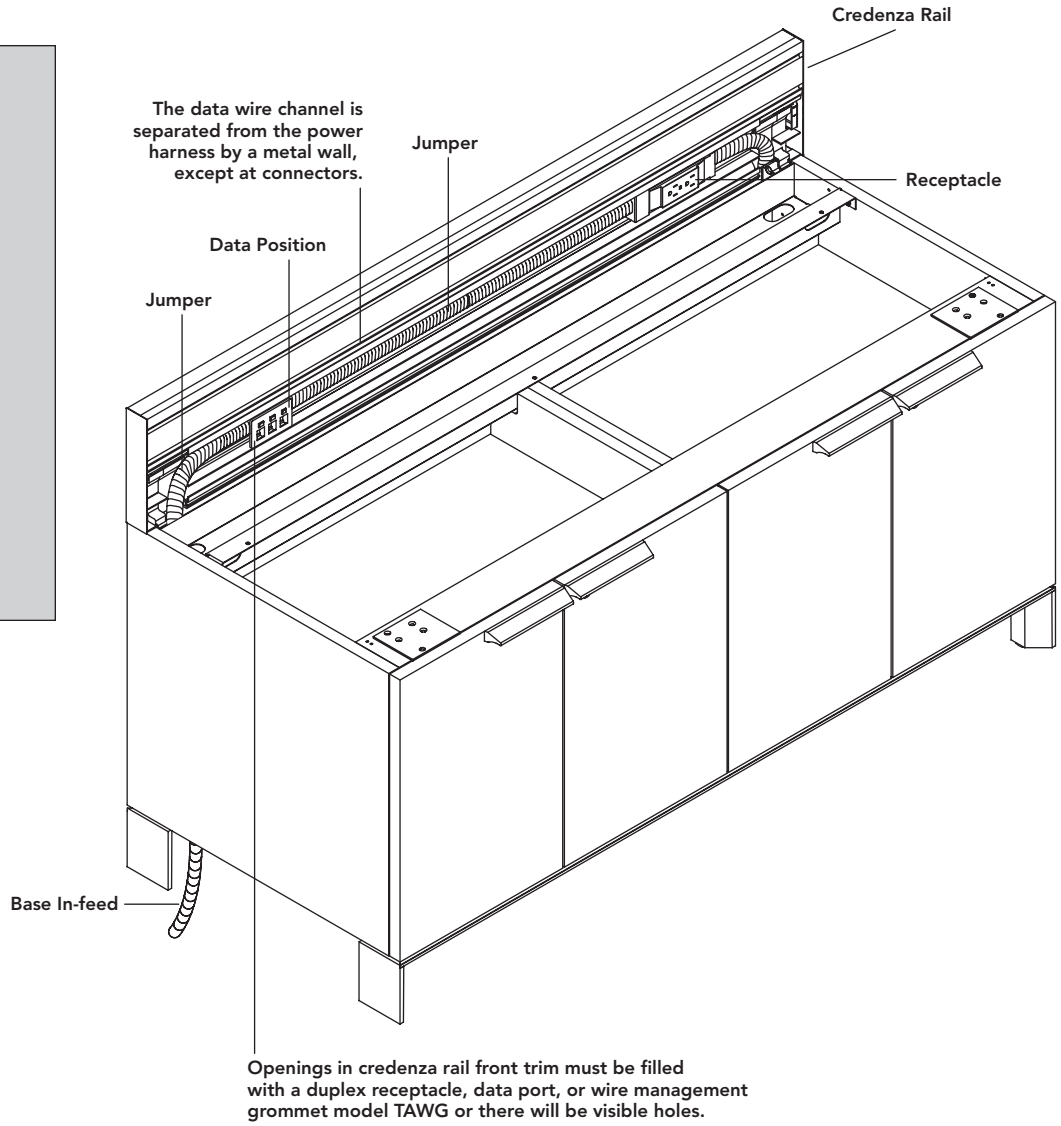

AMP data faceplates (models ATADF3 and ATADF4) and a jack (model ATADJ5) can also be used. An AMP data port extender is needed to install the data faceplate and jack in the credenza rail. The following data port extenders can be ordered from AMP: 1933468-1 (Black), 1993468-2 (Light Almond), and 1933468-4 (Nema Gray).

Wood Storage

Stride® — Working with 4-Wire Electrical

GSA Reference Page

4-Wire Electrical Components for Stride Credenzas

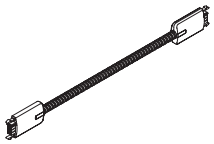

Desking Power Jumpers (page 184)
- UL-listed 4-wire electrical system.
- Ability to conceal power and data receptacles below primary worksurface.
- PVC-free electrical components available.
- Mounting brackets included.
- Cannot reverse direction within credenza rail.
- Length of 4-wire jumper needs to match distance between receptacles as there is not room to loop additional cable.

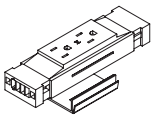

Duplex Receptacles (page 184)
- 4-wire receptacles are ordered separately for circuit 1 or 2 and are only available in ES Silver.
- 4-wire In-feed cable or jumper plug directly into each end of a 4-wire duplex receptacle.
- 4-wire receptacle adds 6" to length of electrical run.

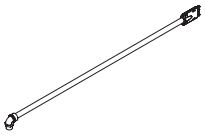

Base Electrical In-Feed Cable (page 184)
- Feed in from floor.
- UL183 listed to be exposed.
- 4-wire in-feed can enter from the end of a credenza rail only.
- Credenzas ship with clips under the case for holding in-feed off the floor.
- Select quantity of in-feed cables depending on individual power requirements.



Worksurface Power/Data Module (page 184)
- Provides easy access to technology at primary worksurface.
- Mounts to edge of a worksurface and requires ⅜" gap. Consider whether ⅜" gap will work with layout.
- Must be mounted at time of initial worksurface installation if mounting between a worksurface and a panel. Maintaining a ⅜" gap may not be possible with worksurfaces that are panel wrapped.

Wood Storage

Configurations
Towers are available in three heights: 42½", 50", and 65"H. Configurations include box/box/file, file/file, file with project drawer. 50" and 65"H towers are available with side access and Landscape™ surface sidelight.

Combination File
Combination files are 65"H and are available either 18"D or 24"D. They can either be specified with a 2 drawer lateral or lateral with a project drawer.

Aesthetic Alignment
Drawer configuration matches across Stride painted wood storage offering and tower heights align with Stride panel segmentation. Towers feature a bottom aesthetic trim piece that provides protection for the bottom edge for the tower.

Painted Wood Construction
¾" thick powder-coated medium density fiberboard with concealed fastener construction.

Veneer Fronts
Optional veneer fronts available. Stratawood veneer has a consistent straight-grain pattern. Natural veneer features variations in grain pattern and tone.

Footed Base
All towers have a metal footed base with concealed leveling glides. Feet on wood storage match style of Stride footed panels.

Four Hex-head Leveling Glides
The hex-head design of the stem allows leveling to be done even when the tower is fully loaded. Range is 1⅛".

Linear Pull Style
Elegant asymmetric pull style matches across wood storage offering.

Suspension
Heavy-duty ball bearing slides.

European Hinges
Wardrobe and cabinet door both feature European-style hinged door.

Filing
File drawers can accommodate front-to-back letter filing.

Shelves
Shelves in the cabinet door are adjustable in 2" increments. Shelves in side-access towers are fixed.

Wardrobe Door
All 24"W towers have wardrobe doors. 24"D with a coat rod; 18"D with a coat hook.

Lock Cores
Towers can be shipped with lock cores removed; cores can then be installed after towers are placed. Core removable lock feature allows key numbers to be easily changed in the field. It also facilitates installation.

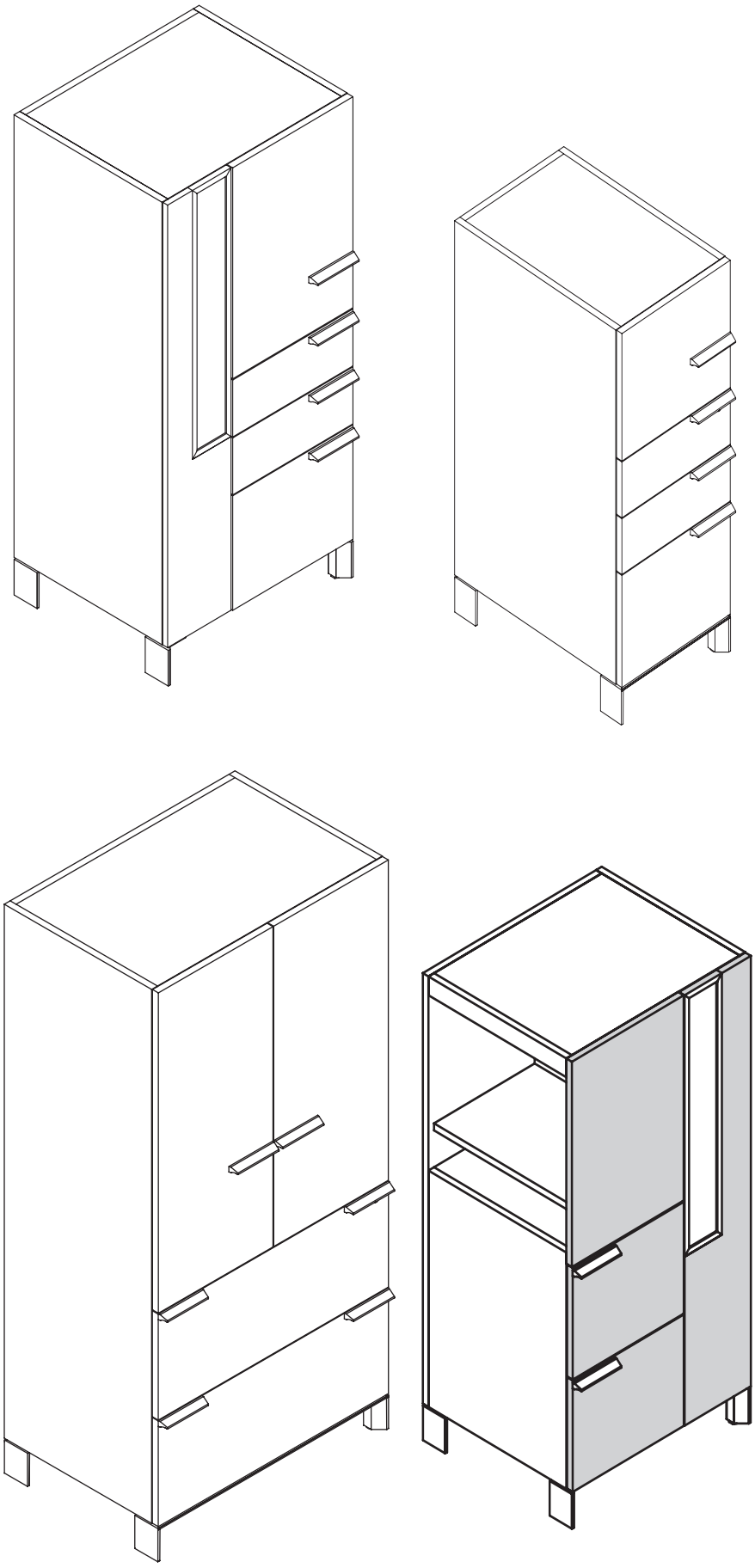

Wood Storage

Stride® — Working w/Personal Towers/Combination Files

GSA Reference Page

42½"H Personal Towers

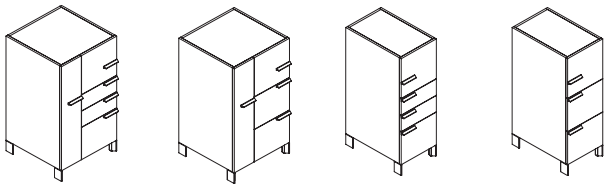

50"H Personal Towers

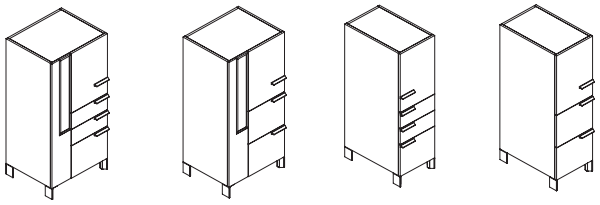

50"H Personal Side Access Towers

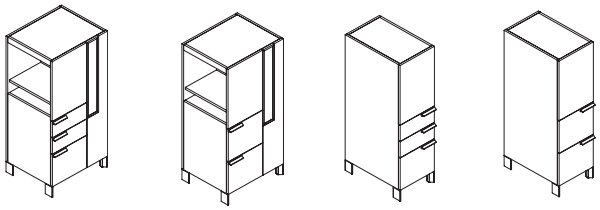

65"H Personal Towers, Side Access Towers, and Combination Files

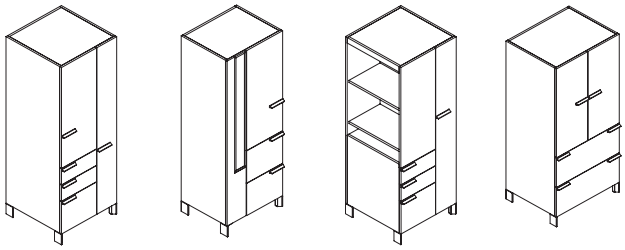

Landscape™ Surface Sidelight
Optional Landscape surface sidelight ships installed in tower wardrobe door, available in the following materials:

- ***Infinite Spectrum™***
  Infinite Spectrum is a color-matched 100% recyclable material. Specify PANTONE® color using a PANTONE print or paints and interiors color guide number or PANTONE MATCHING SYSTEM®. When using the print color guide, use the uncoated (U) color references, metallics not available; or use the Architecture and Interior color guide. Visit pantone.com for additional PANTONE information. Sample kit required to confirm PANTONE color meets expectations.

  Review of PANTONE sample and customer approval required prior to order entry.
- ***Pearlescent Strata™***
  100% recyclable polyester resin. Has a pattern that runs horizontally on 50"H tower sidelights and vertically on 65"H tower sidelights. Available in five color finish options: Glacier, Quartz, Shadow, Shell, and Tortoise.
- ***Seaglass™***
  100% recyclable polyester resin.
  Available in two finish options:
  Cool Mist and Warm Mist.
- ***Foundation™***
  Fabric laminated between recyclable PETG resin sheets.
  Available in two finish options: Sand and Pure White.
- ***Quattro***
  Fabric encapsulated between recyclable PETG resin sheets.
  Available in finish option Platinum.

Painted Wood Towers and Combination Files

Personal Towers
- 18"D towers match the depth of low credenzas.
- 24"D towers match the depth of high credenzas.
- 24"W towers have a 7½"W wardrobe door. 24"D with a coat rod; 18"D with a coat hook.
- Towers feature Silver linear pulls.
- Locks — 24"W towers with sidelight, 15⅝"W towers and combination files have one lock to secure drawers. All other towers have two locks. One secures the wardrobe door and the other secures all drawers. Cabinet doors do not lock.

42½"H Personal Towers (pages 186 and 190)
- 15⅝"W towers must be attached to a worksurface or a credenza top.
- Actual tower height is 37½" with a 5"H footed base. The feet are located at the outside corners of the tower.

50"H Personal Towers (pages 186 and 190)
- Actual tower height is 45" with a 5"H footed base. The feet are located at the outside corners of the tower.
- 15⅝"W towers and 24"Wtowers with sidelight have one lock. All other 24"W towers have two independent locks.
- Back and side trim can be ordered separately to match standard front bottom trim.
- Shelves inside the cabinet door are height adjustable in 2" increments.

50"H Personal Side Access Towers (pages 187 and 191)
- 15⅝"W towers must be attached to a worksurface or a credenza top.
- Actual tower height is 45" with a 5"H footed base. The feet are located at the outside corners of the tower.
- Shelves are fixed and not removable in side access personal towers.
- Back and side trim can be ordered separately to match standard front bottom trim.

65"H Personal Towers (pages 188 and 192)
- Actual tower height is 60" with a 5"H footed base. The feet are located at the outside corners of the tower.
- 24"W towers with sidelight have one lock. All other 24"W towers have two independent locks.
- Back and side trim can be ordered separately to match standard front bottom trim.
- Cabinet door on 65"H towers has two shelves, adjustable in 2" increments.

65"H Personal Side Access Towers (pages 188 and 192)
- Actual tower height is 60" with a 5"H footed base. The feet are located at the outside corners of the tower.
- Shelves are fixed and not removable in side access towers.
- Back and side trim can be ordered separately to match standard front bottom trim.

65"H Combination Files (page 189)
- 18"D combination files match the depth of low credenzas.
- 24"D combination files match the depth of high credenzas.
- Combination files feature Silver linear pulls.
- Actual combination file height is 60" with a 5"H footed base. The feet are located at the outside corners of the combination file.
- Each combination file has two shelves, adjustable in 2" increments.
- Combination files have one lock.
- Veneer models with veneer fronts by Gunlocke®.
- Stratawood veneer has a consistent straight-grain pattern.
- Natural veneer will have cathedrals and as a natural material is subject to nature's quality control with variations in grain pattern and tone.

Painted Wood Towers and Combination File Accessories

Worksurface Supports
Tower has pre-drilled pilot holes on pull side of cabinet to accommodate addition of the "L" tower bracket and tower rail.

Tower Rail - A tower rail can be ordered separately and fitted to any tower to support worksurfaces at a height range of 27½"H to 30½"H.

15⅝"W Tower
and Tower Rail

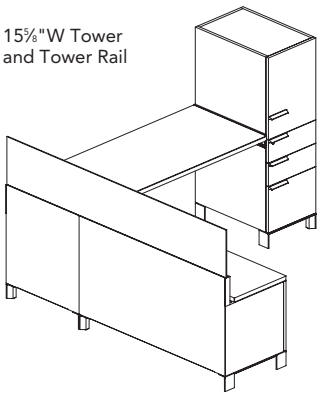

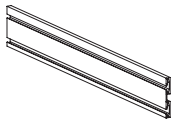

Tower Rail (page 193)
- The tower rail mounts to the user side of personal towers and is used to attach worksurfaces at a height range of 27½"H to 30½"H.
- Attaches using pre-drilled holes inside the tower.
- Requires rail bracket kit for worksurface — order separately.

Rail Bracket Kit for Worksurface (page 193)
- Engages into tower rail and is used to attach worksurfaces at height range of 27½"H to 30½"H.

"L" Tower Bracket - An "L" tower bracket can be ordered separately and fitted to any tower to support worksurfaces at 29½"H.

15⅝"W Tower
and "L" Tower Bracket

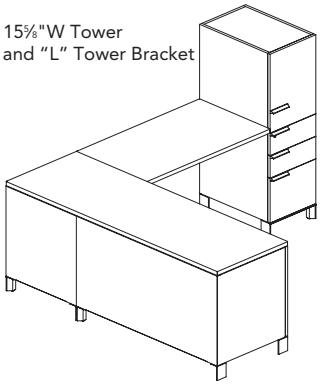

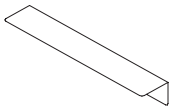

"L" Tower Bracket (page 193)
- Used to support a worksurface at 29½"H.
- Attaches using pre-drilled holes inside the tower.
- Can be attached to 18"D or 24"D towers.
- When using the "L" tower bracket, the depth of the worksurface and tower should be equal.
  18"D worksurface — 18"D tower
  24"D worksurface — 24"D tower
- "L" tower bracket is for use with laminate and painted wood storage only.

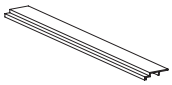

Side Trim for Credenzas, Pedestals, and Towers (page 193)
- Side trim is an optional aesthetic piece for credenzas, pedestals, and towers. Used at the end of a run to match standard front bottom trim.

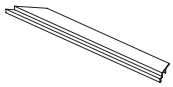

Back Trim for Pedestals and Towers (page 193)
- Back trim is an optional aesthetic piece for pedestals and towers used to match standard front bottom trim.
- Order to match with each individual component.

Wood Storage

Overhead storage components maximize the use of space in the workstation and also provide convenient access to binders, reference materials, software packages, and miscellaneous supplies. There are three options available in laminate and painted wood: overhead, overhead with nitch, and shelf with nitch.

Overhead cabinets are available with hinged or sliding doors. Overhead cabinets with nitch are available as open, or with hinged or sliding doors. Door fronts on overhead storage are available in painted wood, Landscape™ surface material, or veneer.

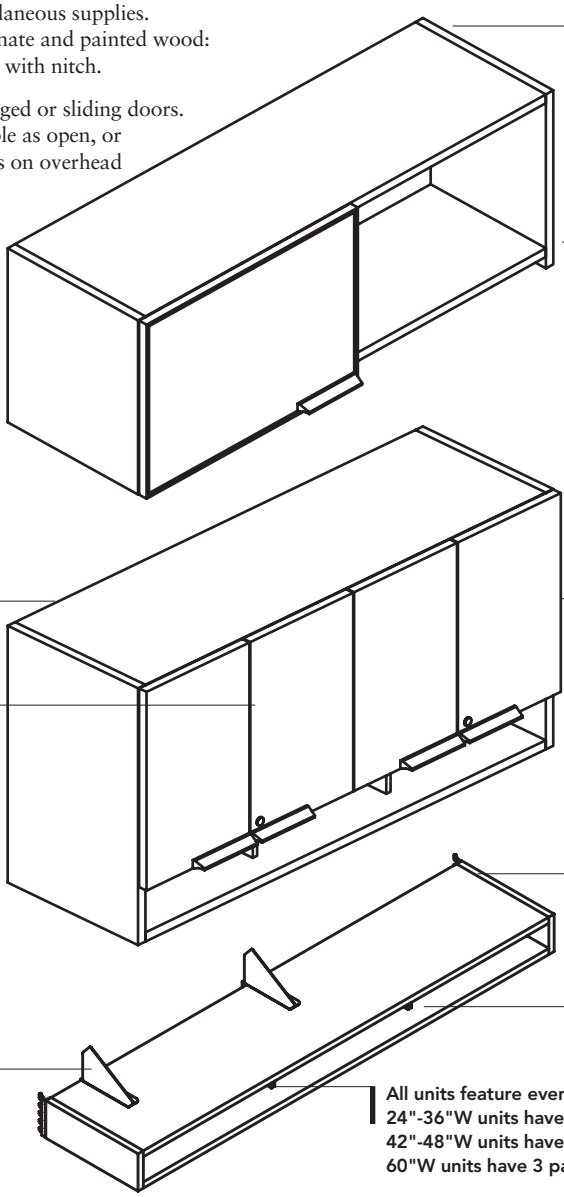

Overhead storage cabinets can be positioned vertically in 1" increments.

When panel mounting, width of overhead must correspond to width of panel or panels joined without a connector.

Cabinets can be panel-mounted or wall-mounted with horizontal wall mount brackets but cannot be upmounted.

Fully enclosed backs on all units

When panel-mounted, overhead storage cabinets can be positioned vertically in 1" increments.

Core removable locks allow ability to key alike. Omit lock core option available.

Locking Clip feature secures storage cabinets to panel.

Shelf with nitch can be panel or wall-mounted. Wall mounting requires 16"W wall studs.

3⅞"H opening to provide paper management organization.

Two infinitely adjustable dividers allow user to determine configuration.

All units feature evenly spaced partitions.
24"-36"W units have 1 partition;
42"-48"W units have 2 partitions;
60"W units have 3 partitions.

Product Dimensions

Overhead Storage Cabinet	
Width	24", 30", 36", 42", 48", 60"
Inside width	22⅜", 28⅜", 34⅜", 40⅜", 46⅜", 58⅜"
Depth	14"
Inside depth	11¾"
Height	15"
Inside height	13½"

Shelf with Nitch	
Width	24", 30", 36", 42", 48", 60"
Inside width	22⅜", 28⅜", 34⅜", 40⅜", 46⅜", 58⅜"
Depth	14"
Inside depth	11¾"
Height	4⅝"
Inside height	3⅞"

Overhead Storage Cabinet with Nitch	
Width	24", 30", 36", 42", 48", 60"
Inside width	22⅜", 28⅜", 34⅜", 40⅜", 46⅜", 58⅜"
Depth	14"
Inside depth	11¾"
Height	19⅝"
Inside height	13½"
Cabinet Inside height	13⅞"
Nitch Inside height	3⅞"

LED undercabinet light can be mounted beneath laminate or painted wood overhead cabinets for a low profile lighting option. (Do not use recessed tasklights with painted wood storage.)

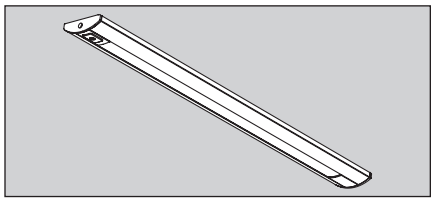

Cord retainer clips fasten into panel slots to anchor power cords. Available in black only. Three clips ship with each LED undercabinet light.

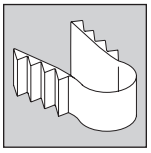

Stride® — Working with Overhead Cabinets

GSA Reference Page

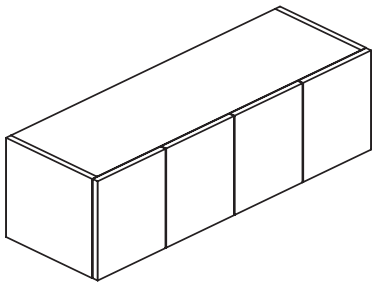

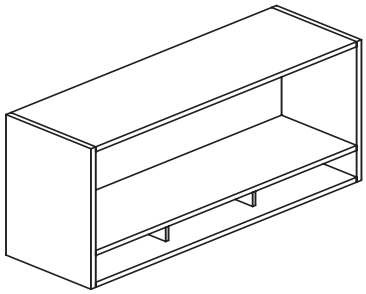

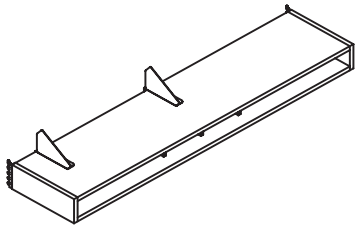

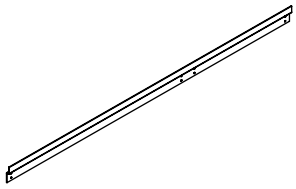

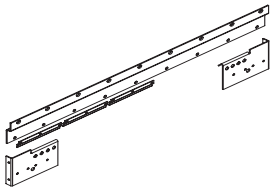

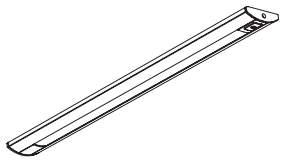

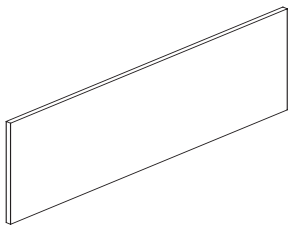

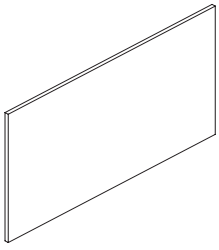

Painted Wood Overheads

Overhead Cabinets (pages 194-196)
- 24"-36"W hinged door cabinets have 2 doors with one lock on the front of the cabinet; 42"-60"W have 4 doors with 2 independent locks on the front of cabinet.
- Overhead cabinets have Silver linear pulls.
- 42"W-60"W overhead cabinets have a center security septum.
- Sliding door overheads have one door with one lock that can only be locked when the door is in the left-hand position.
- Overhead cabinets feature self-engaging safety latch to secure the cabinet to panel.
- Specify low profile LED tasklights.
- Width can correspond with the width of a panel or panel joined without a connector.
- Attachment hardware included for panel-mounting. Cannot be upmounted.
- Order horizontal wall-mount brackets separately. Add for wall-mounted application.
- For locking specification see pages 268-270.
- Overhead cabinets with nitch feature a paper management shelf with a 3⅞"H opening.
- Painted wood case with veneer doors by Gunlocke®.
- Stratawood veneer has a consistent straight-grain pattern.
- Natural veneer will have cathedrals and as a natural material is subject to nature's quality control with variations in grain pattern and tone.

Shelf with Nitch (page 194)
- Painted wood.
- Paper management shelf with a 3½"H opening.
- Ships with attachment hardware for panel-mounting applications.
- Order horizontal wall-mount brackets separately. Add for wall-mounted application, requires 16"W wall studs..
- Shelf with nitch has two metal shelf dividers on top that are infinitely adjustable and removable.

Horizontal Wall-Mount Brackets (page 197)
- Use to attach an overhead directly to wall.
- Attachment hardware not included.

Undercabinet LED Light (page 197)
- Low profile energy-efficient LED tasklight for use with overhead storage cabinets.
- 15W power supply (0.125 amp).
- 3500K color temperature.
- 95 footcandles at 18".
- Magnetic or screw-mount option — attachment hardware included.
- Power drive is attached to plug: allow 1⅞"D space at outlet.
- Includes 3 cord retainer clips.
- For daisy chain capabilities and additional information see page 264.

Tackboards (page 197)
- 15"H tackboards are designed to work with overheads with nitch.
- 20"H tackboards are designed to work with overheads without nitch.
- Wall-mounted tackboards come with brackets to mount to wall. Does not require wall track.

Wood Storage

Stride® — Working with Horizontal Storage

GSA Reference Page

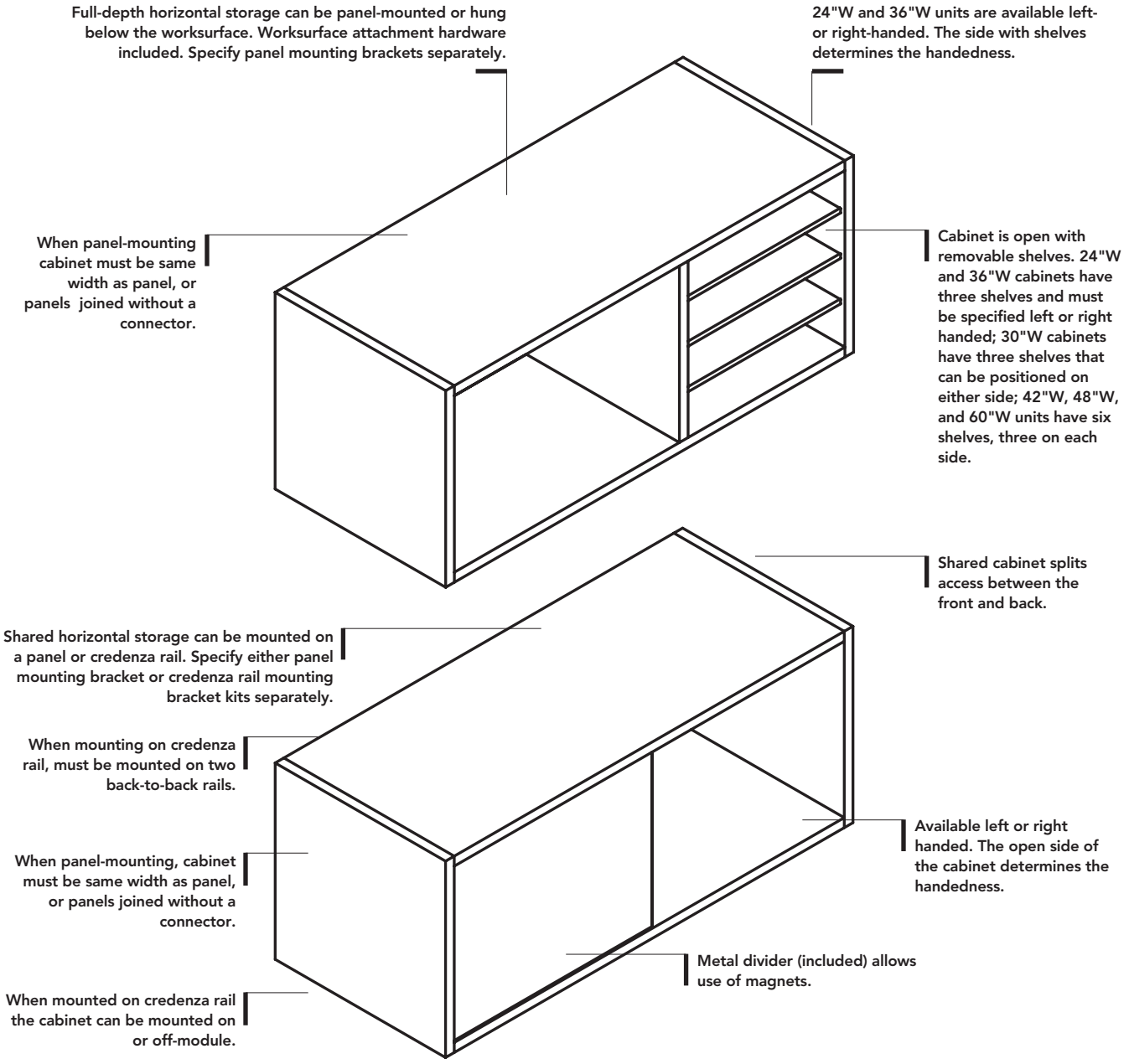

Product Dimensions

Full Depth Horizontal Storage Cabinet	
Width	24", 30", 36", 42", 48", 60"
Inside width	22⅜", 28⅜", 34⅜", 40⅜", 46⅜", 58⅜"
Depth	15"
Inside depth	12½"
Height	15"
Inside height	13½"

Shared Horizontal Storage Cabinet	
Width	30", 36", 42", 48", 60"
Inside width	13¾", 16¾", 19¾", 22¾", 28¾" (per user side)
Depth	15"
Inside depth	13½"
Height	15"
Inside height	13½"

Painted Wood Horizontal Storage & Perch Cabinets

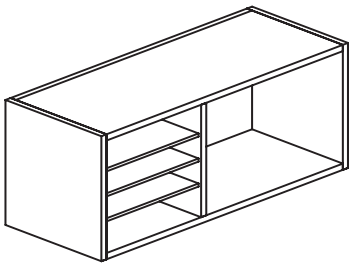

Full Depth Horizontal Storage (page 198)

- Can be panel-mounted with panel mounting kit ZHFPMK specified separately. The width of the unit must match the width of the panels.
- If horizontal storage is mounted under a panel-mounted worksurface, it must be undersized to accommodate supports.
- With overhead storage, floor support is needed within 24" of each side of the horizontal storage cabinet.
- Horizontal storage can be supported using a floor support when overhead storage is not being utilized. The floor support needs to be within 24" of the unit on one side and a cantilever on the opposite side. The cantilever must be within 6" of the horizontal storage, and no more than 48" from the floor support.
- If a 9120 worksurface is used it must have an external worksurface support channel installed and must be a minimum of 24"D to provide clearance for mounting hardware. For worksurfaces less than 24"D a special worksurface with an internal stiffener must be ordered.
- Hardware for wall-mounting is not included.
- Removable shelves included.
- 24"W-36"W units have 3 metal shelves. 42"W-60"W units have a total of six shelves (three on each side.)

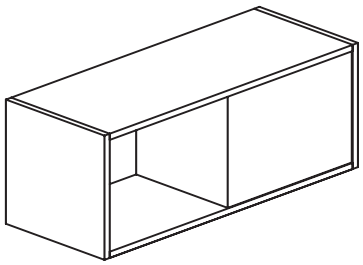

Shared Horizontal Storage (page 198)

- Can be mounted atop panels or credenza rails. When mounting on credenza rails, it must be mounted on two back-to-back credenza rails. Mounting hardware ordered separately.
- For panel mounting specify panel mounting kit model ZHSPMKXX.
- For rail mounting specify model ZHSRMK.
- Splits the access between front and back.
- Includes a metal divider which provides a magnetic surface.
- Metal divider can be specified in markerboard paint MKP.
- When panel-mounting, width of unit must match width of panel.
- Cannot be mounted on panels taller than 50".

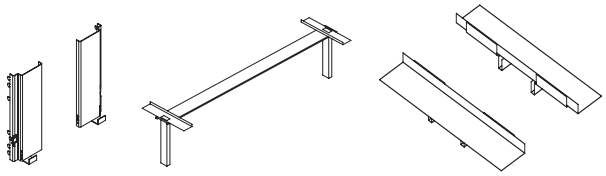

Horizontal Storage Mounting Kits (page 198)

- Unique mounting kits for: full depth horizontal, shared horizontal based on panel width, and credenza rail mount

Wood Storage

Stride® — Working with Perch Cabinets

GSA Reference Page

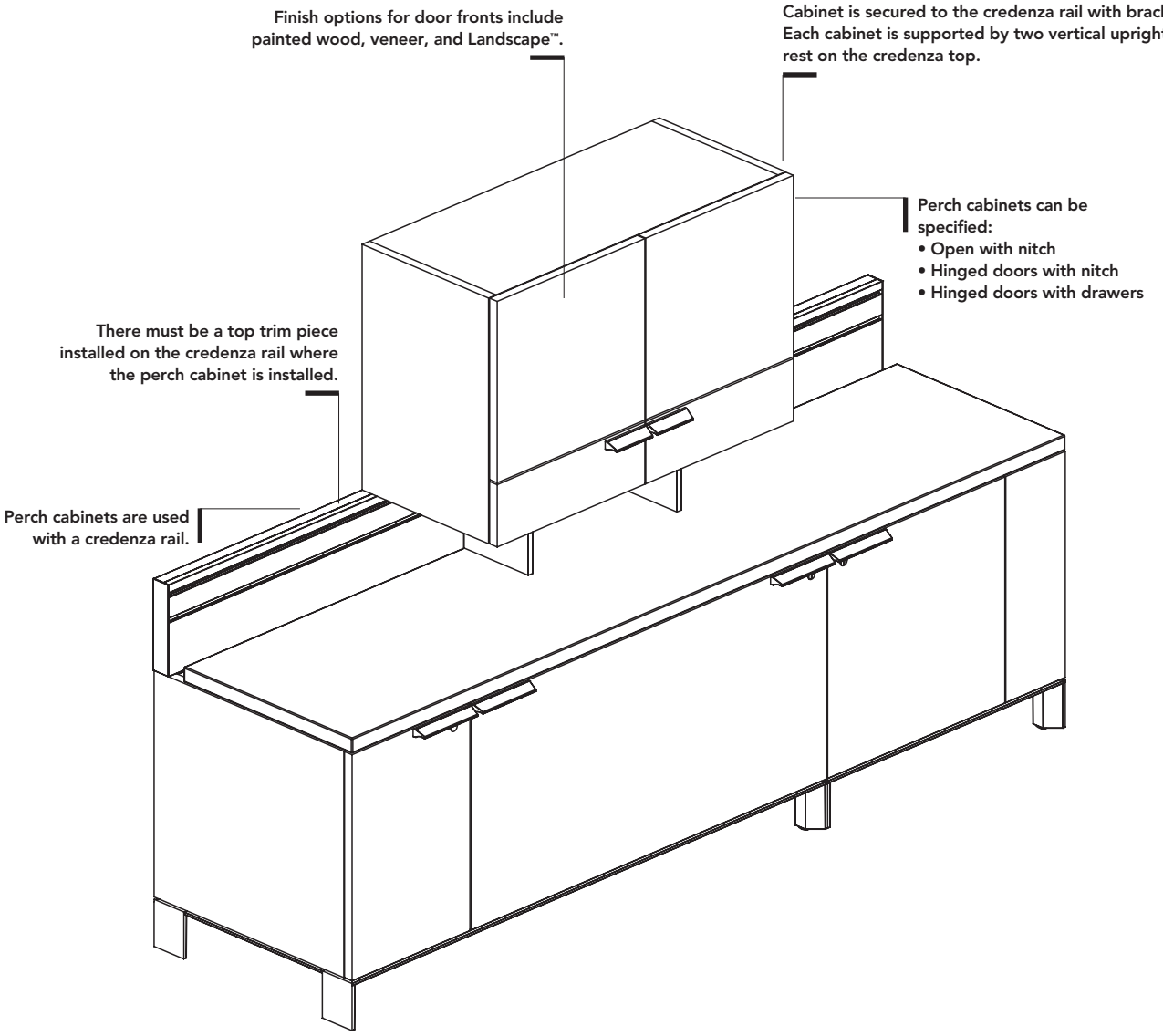

Product Dimensions

Perch Cabinet	Perch Cabinet with Nitch	Perch Cabinet with Drawers
Width 30"	**Width** 30"	**Width** 30"
Inside width 28½"	**Inside width** 28½"	**Inside width** 28½"
Depth 14"	**Depth** 14"	**Depth** 14"
Inside depth 12"	**Inside depth** 12"	**Inside depth** 12"
Height 19½"	**Height** 19½"	**Height** 19½"
Inside height 17⅞"	**Cabinet inside height** 13¼"	**Cabinet inside height** 13¼"
	Nitch inside height 3⅞"	**Drawer inside height** 3"
	Nitch inside width 14" (each side)	**Drawer inside width** 11⅛"

Stride® — Working with Perch Cabinets

GSA Reference Page

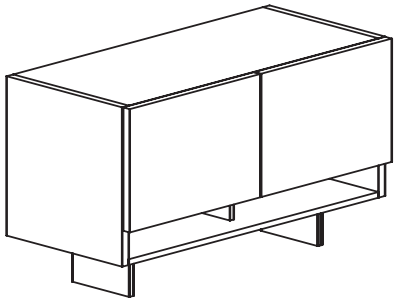

Perch Cabinets (page 199)

- Perch cabinets are attached to the credenza rail.
- Ships with rail attachment bracket and two vertical uprights that rest on on the credenza top.
- Painted wood and veneer front perch cabinets feature Silver linear pulls. Landscape™ front perch cabinets have no pulls.
- The back of the perch cabinet is flush with the back of the credenza rail.
- The credenza rail must have a top trim piece installed where the perch cabinet is installed.
- All perch cabinets are non-locking.

Wood Storage

Stride® — Low Credenzas

Painted Wood

GSA SIN 711-2

For specification information see pages 145-157.

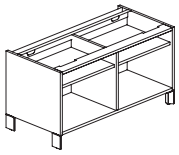

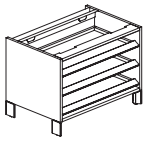

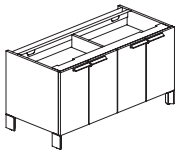

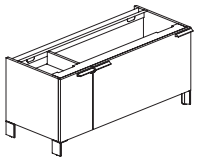

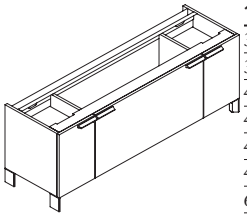

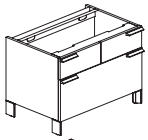

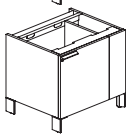

Description	Model	List Price
18"D Low Credenza — Open		
24"W	**ZDLC2418A**	**$ 1296**
30"W	**ZDLC3018A**	**$ 1371**
36"W	**ZDLC3618A**	**$ 1446**
42"W	**ZDLC4218A** (shown)	**$ 1598**
48"W	**ZDLC4818A**	**$ 1672**
60"W	**ZDLC6018A**	**$ 1822**
18"D Low Credenza — Open with Project Shelves		
24"W	**ZDLC2418D**	**$ 1624**
30"W	**ZDLC3018D** (shown)	**$ 1720**
36"W	**ZDLC3618D**	**$ 1814**
18"D Low Credenza — Hinged Doors		
24"W	**ZDLC2418BL**	**$ 1734**
30"W	**ZDLC3018BL**	**$ 1836**
36"W	**ZDLC3618BL**	**$ 1929**
42"W	**ZDLC4218BL** (shown)	**$ 2380**
48"W	**ZDLC4818BL**	**$ 2531**
60"W	**ZDLC6018BL**	**$ 2680**
18"D Low Credenza — Lateral File with Project Drawer		
30"W Lateral File	**ZDLC3018CL**	**$ 2064**
36"W Lateral File	**ZDLC3618CL**	**$ 2243**
42"W Left Combination	**ZDLC4218LCL**	**$ 2484**
42"W Right Combination	**ZDLC4218RCL**	**$ 2484**
48"W Left Combination	**ZDLC4818LCL** (shown)	**$ 2711**
48"W Right Combination	**ZDLC4818RCL**	**$ 2711**
60"W Combination	**ZDLC6018CL**	**$ 3162**
18"D Low Credenza — Lateral File		
30"W Lateral File	**ZDLC3018FL**	**$ 1875**
36"W Lateral File	**ZDLC3618FL**	**$ 2044**
42"W Left Combination	**ZDLC4218LFL**	**$ 2271**
42"W Right Combination	**ZDLC4218RFL**	**$ 2271**
48"W Left Combination	**ZDLC4818LFL**	**$ 2485**
48"W Right Combination	**ZDLC4818RFL**	**$ 2485**
60"W Combination	**ZDLC6018FL** (shown)	**$ 2911**
18"D Low Credenza — Box/Box/Lateral		
30"W Box/Box/Lateral	**ZDLC3018EL** (shown)	**$ 2108**
18"D Low Credenza — Corner with Bin		
24"W Left	**ZDCLC2418LKL**	**$ 2152**
24"W Right	**ZDCLC2418RKL** (shown)	**$ 2152**
30"W Left	**ZDCLC3018LKL**	**$ 2213**
30"W Right	**ZDCLC3018RKL**	**$ 2213**

How to specify —	*1st Option:*	*2nd Option:*	*3rd Option:*	*4th Option:*
Select the Model Number from above.	**Painted Wood Paint Color:** **M11** Loft **M12** Bungalow **M13** Brownstone **M14** Brilliant White **M15** Muslin **M16** Flint	**Hardware Color:** **PR6** Silver	**Lock Option:** **STD** Standard **OMT** Omit Lock Core (Deduct $18 per lock)	**Lock Color:** **EL** Silver
Z D _ _ _ _ _ _ _ _ .	**M 1** _ .	**P R 6** .	_ _ _	**E L**

Examples: **ZDLC24218A.M11.PR6** **ZDLC2418BL.M15.PR6.OMT**

Wood Storage

Stride® — Low Credenzas

Veneer Front — Painted Wood

GSA SIN 711-2

For specification information see pages 145-157.

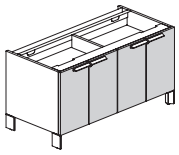

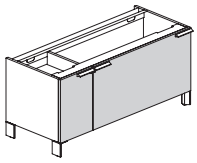

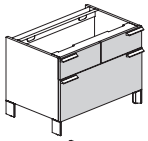

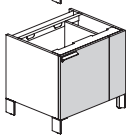

Description	Model	Painted Wood V1 List Price	Painted Wood V3 List Price	Painted Wood V5 List Price
18"D Veneer Front Low Credenza — Hinged Doors				
24"W	**ZDLC2418BWL**	$ 1948	$ 2046	$ 2144
30"W	**ZDLC3018BWL**	$ 2116	$ 2234	$ 2351
36"W	**ZDLC3618BWL**	$ 2272	$ 2386	$ 2501
42"W	**ZDLC4218BWL** (shown)	$ 2777	$ 2917	$ 3056
48"W	**ZDLC4818BWL**	$ 2989	$ 3140	$ 3290
60"W	**ZDLC6018BWL**	$ 3202	$ 3363	$ 3524
18"D Veneer Front Low Credenza — Lateral File with Project Drawer				
30"W 2-High Lateral	**ZDLC3018CWL**	$ 2338	$ 2456	$ 2573
36"W 2 -High Lateral	**ZDLC3618CWL**	$ 2580	$ 2710	$ 2840
42"W Left Combination	**ZDLC4218LCWL**	$ 2879	$ 3024	$ 3169
42"W Right Combination	**ZDLC4218RCWL**	$ 2879	$ 3024	$ 3169
48"W Left Combination	**ZDLC4818LCWL** (shown)	$ 3165	$ 3325	$ 3594
48"W Right Combination	**ZDLC4818RCWL**	$ 3165	$ 3325	$ 3594
60"W Combination	**ZDLC6018CWL**	$ 3736	$ 3924	$ 4112
18"D Veneer Front Low Credenza — Box/Box/Lateral				
30"W Box/Box/Lateral	**ZDLC3018EWL**	$ 2380	$ 2500	$ 2620
18"D Veneer Front Low Credenza — Corner with Bin				
24"W Left	**ZDCLC2418LKWL**	$ 2358	$ 2477	$ 2596
24"W Right	**ZDCLC2418RKWL** (shown)	$ 2358	$ 2477	$ 2596
30"W Left	**ZDCLC3018LKWL**	$ 2483	$ 2607	$ 2733
30"W Right	**ZDCLC3018RKWL**	$ 2483	$ 2607	$ 2733

How to specify —	*1st Option:*	*2nd Option:*	*2nd Option:*	*3rd Option:*	*4th Option:*
Select the Model Number from above.	**Painted Wood Paint Color:** **M11** Loft **M12** Bungalow **M13** Brownstone **M14** Brilliant White **M15** Muslin **M16** Flint	**Veneer Type and Finish:** **S** prefix for Stratawood **N** prefix for Natural	**Hardware Color:** **PR6** Silver	**Lock Option:** **STD** Standard **OMT** Omit Lock Core (Deduct $18 per lock)	**Lock Color:** **EL** Silver
ZD_____**.M1_.**_____**.PR6.**___					**EL**

Examples: **ZDLC3618BWL.M11.SC777.PR6.STDEL** **ZDLC3018EWL.M11.NC777.PR6.STDEL**

Wood Storage

Stride® — High Credenzas

Painted Wood

GSA SIN 711-2

For specification information see pages 145-157.

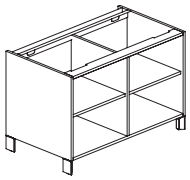

Description	Model	List Price
24"D High Credenza — Open		
24"W	**ZDHC2424A**	$ 1491
30"W	**ZDHC3024A**	$ 1598
36"W	**ZDHC3624A**	$ 1672
42"W	**ZDHC4224A** (shown)	$ 1836
48"W	**ZDHC4824A**	$ 1942
60"W	**ZDHC6024A**	$ 2046

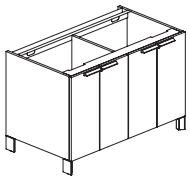

24"D High Credenza — Hinged Doors		
24"W	**ZDHC2424BL**	$ 1882
30"W	**ZDHC3024BL**	$ 1988
36"W	**ZDHC3624BL**	$ 2077
42"W	**ZDHC4224BL** (shown)	$ 2680
48"W	**ZDHC4824BL**	$ 2831
60"W	**ZDHC6024BL**	$ 2981

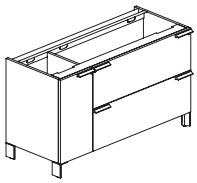

24"D High Credenza — Lateral File		
30"W 2H Lateral File	**ZDHC3024FL**	$ 2364
36"W 2H Lateral File	**ZDHC3624FL**	$ 2544
42"W Left Combination	**ZDHC4224LFL**	$ 2627
42"W Right Combination	**ZDHC4224RFL**	$ 2627
48"W Left Combination	**ZDHC4824LFL** (shown)	$ 2998
48"W Right Combination	**ZDHC4824RFL**	$ 2998
60"W Combination	**ZDHC6024FL**	$ 3447

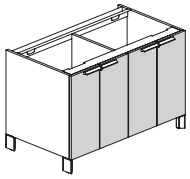

		Painted Wood		
Description	Model	V1 List Price	V3 List Price	V5 List Price
24"D Veneer Front High Credenza — Hinged Doors				
24"W	**ZDHC2424BWL**	$ 2183	$ 2293	$ 2402
30"W	**ZDHC3024BWL**	$ 2374	$ 2493	$ 2613
36"W	**ZDHC3624BWL**	$ 2549	$ 2678	$ 2806
42"W	**ZDHC4224BWL** (shown)	$ 3225	$ 3388	$ 3550
48"W	**ZDHC4824BWL**	$ 3458	$ 3632	$ 3806
60"W	**ZDHC6024BWL**	$ 3781	$ 3971	$ 4162

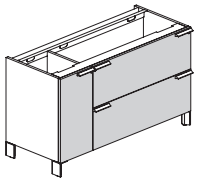

24"D Veneer Front High Credenza — Lateral File				
30"W 2H Lateral File	**ZDHC3024FWL**	$ 2741	$ 2879	$ 3017
36"W 2H Lateral File	**ZDHC3624FWL**	$ 3004	$ 3154	$ 3308
42"W Left Combination	**ZDHC4224LFWL**	$ 3051	$ 3204	$ 3356
42"W Right Combination	**ZDHC4224RFWL**	$ 3051	$ 3204	$ 3356
48"W Left Combination	**ZDHC4824LFWL** (shown)	$ 3620	$ 3802	$ 3984
48"W Right Combination	**ZDHC4824RFWL**	$ 3620	$ 3802	$ 3984
60"W Combination	**ZDHC6024FWL**	$ 4234	$ 4446	$ 4661

How to specify —	*1st Option:*	*2nd Option:*	*3rd Option:*	*4th Option:*	*5th Option:*
Select the Model Number from above.	**Painted Wood Paint Color:** **M11** Loft **M12** Bungalow **M13** Brownstone **M14** Brilliant White **M15** Muslin **M16** Flint	**Veneer Type and Finish** *(if applicable)*: See inside front cover for finishes. **S** prefix for Stratawood **N** prefix for Natural	**Hardware Color:** **PR6** Silver	**Lock Option** *(if applicable)*: **STD** Standard **OMT** Omit Lock Core (Deduct $18 per lock)	**Lock Color:** **EL** Silver
Z D _ _ _ _ _ _ _ _ _ _ .	**M 1** _ .	_ _ _ _ _ .	**P R 6** .	_ _ _	**E L**

Examples: **ZDHC6024A.M11.PR6** **ZDHC6024FL.M14.PR6.OMT**
ZDHC3024FWL.M11.NC777.PR6.OMT

Wood Storage

Stride® — Pedestals

For specification information see pages 145-157.

Painted Wood

GSA SIN 711-2

Pending GSA Approval

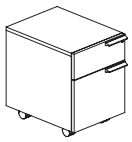

Description	Model	List Price
Box/File Mobile Pedestals — 20"H x 18"D		
15⅝"W Left	**ZDLC1518LEML** (shown)	**$ 1491**
15⅝"W Right	**ZDLC1518REML**	**$ 1491**

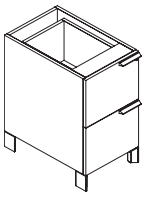

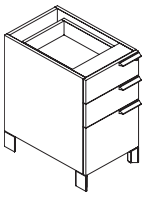

Description	Model	List Price
Support Pedestals — 28"H x 24"D		
15⅝"W Left File/File	**ZDHC1524LFL** (shown)	**$ 1521**
15⅝"W Right File/File	**ZDHC1524RFL**	**$ 1521**
15⅝"W Left Box/Box/File	**ZDHC1524LGL** (shown)	**$ 1777**
15⅝"W Right Box/Box/File	**ZDHC1524RGL**	**$ 1777**

Pending GSA Approval

Description	Model	Painted Wood V1 List Price	Painted Wood V3 List Price	Painted Wood V5 List Price
Veneer Front Box/File Mobile Pedestals — 20"H x 18"D				
15⅝"W Left	**ZDLC1518LEMWL** (shown)	**$ 1571**	**$ 1649**	**$ 1728**
15⅝"W Right	**ZDLC1518REMWL**	**$ 1571**	**$ 1649**	**$ 1728**

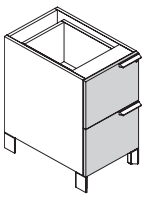

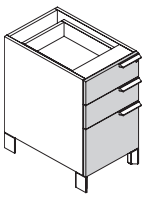

Description	Model	Painted Wood V1 List Price	Painted Wood V3 List Price	Painted Wood V5 List Price
Veneer Front Support Pedestals — 28"H x 24"D				
15⅝"W Left File/File	**ZDHC1524LFWL** (shown)	**$ 1654**	**$ 1737**	**$ 1818**
15⅝"W Right File/File	**ZDHC1524RFWL**	**$ 1654**	**$ 1737**	**$ 1818**
15⅝"W Left Box/Box/File	**ZDHC1524LGWL** (shown)	**$ 1896**	**$ 1991**	**$ 2086**
15⅝"W Right Box/Box/File	**ZDHC1524RGWL**	**$ 1896**	**$ 1991**	**$ 2086**

How to specify —	*1st Option:*	*2nd Option:*	*2nd Option:*	*3rd Option:*	*4th Option:*
Select the Model Number from above.	**Painted Wood Paint Color:** **M11** Loft **M12** Bungalow **M13** Brownstone **M14** Brilliant White **M15** Muslin **M16** Flint	**Veneer Type and Finish** *(if applicable)*: **S** prefix for Stratawood **N** prefix for Natural	**Hardware Color:** **PR6** Silver	**Lock Option:** **STD** Standard **OMT** Omit Lock Core (Deduct $18)	**Lock Color:** **EL** Silver
Z D .	**M 1** .	.	**P R 6** .		**E L**

Examples: **ZDLC1518LEML.M14.PR6.STDEL** **ZDHC1524RFWL.M14.SE800.PR6.STDEL**

Wood Storage

Stride® — Credenza Tops

For specification information see pages 145-157.

Laminate

GSA SIN 711-2

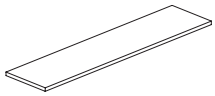

Pending GSA Approval

Description	Laminate w/Flat Edge Model	Laminate w/Rabbet Edge Model	Flat Edge List Price	Rabbet Edge List Price
Laminate Credenza Top for 18"D Low Credenzas — Full Depth, For Rail, and For Wire Trough				
18"D x 24"W	**Z5CT ␣␣ 24**	**ZR5CT ␣␣ 24**	$ 239	$ 348
18"D x 30"W	**Z5CT ␣␣ 30**	**ZR5CT ␣␣ 30**	$ 253	$ 368
18"D x 36"W	**Z5CT ␣␣ 36**	**ZR5CT ␣␣ 36**	$ 281	$ 412
18"D x 42"W	**Z5CT ␣␣ 42**	**ZR5CT ␣␣ 42**	$ 316	$ 461
18"D x 48"W	**Z5CT ␣␣ 48**	**ZR5CT ␣␣ 48**	$ 343	$ 500
18"D x 54"W	**Z5CT ␣␣ 54**	**ZR5CT ␣␣ 54**	$ 369	$ 541
18"D x 60"W	**Z5CT ␣␣ 60**	**ZR5CT ␣␣ 60**	$ 420	$ 615
18"D x 66"W	**Z5CT ␣␣ 66**	**ZR5CT ␣␣ 66**	$ 455	$ 664
18"D x 72"W	**Z5CT ␣␣ 72**	**ZR5CT ␣␣ 72**	$ 474	$ 693
18"D x 78"W	**Z5CT ␣␣ 78**	**ZR5CT ␣␣ 78**	$ 616	$ 901
18"D x 84"W	**Z5CT ␣␣ 84**	**ZR5CT ␣␣ 84**	$ 644	$ 940
18"D x 90"W	**Z5CT ␣␣ 90**	**ZR5CT ␣␣ 90**	$ 762	$ 1112
18"D x 96"W	**Z5CT ␣␣ 96**	**ZR5CT ␣␣ 96**	$ 799	$ 1166

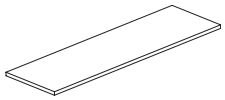

Laminate Credenza Top for 24"D High Credenzas — Full Depth, For Rail, and For Wire Trough				
24"D x 24"W	**Z5CT ␣␣ 24**	**ZR5CT ␣␣ 24** D	$ 252	$ 367
24"D x 30"W	**Z5CT ␣␣ 30**	**ZR5CT ␣␣ 30** D	$ 265	$ 386
24"D x 36"W	**Z5CT ␣␣ 36**	**ZR5CT ␣␣ 36** D	$ 298	$ 434
24"D x 42"W	**Z5CT ␣␣ 42**	**ZR5CT ␣␣ 42** D	$ 332	$ 485
24"D x 48"W	**Z5CT ␣␣ 48**	**ZR5CT ␣␣ 48** D	$ 362	$ 527
24"D x 54"W	**Z5CT ␣␣ 54**	**ZR5CT ␣␣ 54** D	$ 391	$ 568
24"D x 60"W	**Z5CT ␣␣ 60**	**ZR5CT ␣␣ 60** D	$ 443	$ 645
24"D x 66"W	**Z5CT ␣␣ 66**	**ZR5CT ␣␣ 66** D	$ 480	$ 700
24"D x 72"W	**Z5CT ␣␣ 72**	**ZR5CT ␣␣ 72** D	$ 500	$ 729
24"D x 78"W	**Z5CT ␣␣ 78**	**ZR5CT ␣␣ 78** D	$ 649	$ 946
24"D x 84"W	**Z5CT ␣␣ 84**	**ZR5CT ␣␣ 84** D	$ 679	$ 989
24"D x 90"W	**Z5CT ␣␣ 90**	**ZR5CT ␣␣ 90** D	$ 801	$ 1169
24"D x 96"W	**Z5CT ␣␣ 96**	**ZR5CT ␣␣ 96** D	$ 840	$ 1229

Note: Fill in model number blanks with one of the following options to determine credenza top:

Low Credenzas:

- **18** Full Depth Credenza Top for Low Credenza
- **15** Credenza Top for Low Credenza with Rail
- **17** Credenza Top for Low Credenza with Wire Trough **D** 42", 66", 96"W (Actual top 16½"D)

High Credenzas:

- **24** Full Depth Credenza Top for High Credenza
- **21** Credenza Top for High Credenza with Rail
- **23** Credenza Top for High Credenza with Wire Trough (Actual top 22½"D)

Example: Model number for a 72"W flat edge credenza top for a low credenza with rail is **Z5CT1572**.

D ***Discontinued 12/31/2015***

How to specify —	*1st Option:*	*2nd Option:*
Select the Model Number from above. See note above to determine option for blank.	**Laminate Color:** See inside front cover for finishes.	**Edge Trim Color:** See inside front cover for finishes.

Z ␣␣␣␣␣␣␣␣ . ␣␣␣␣ . ␣␣

Example: **Z5CT1872.TM33.EU** **ZR5CT2454.TM33.EU**

For specification information see pages 145-157.

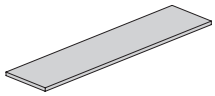

Pending GSA Approval

Description	Veneer w/ Square Edge Model	Veneer w/ Rabbet Edge Model	Square Edge V1 List Price	Square Edge V3 List Price	Square Edge V5 List Price	Rabbet Edge V1 List Price	Rabbet Edge V3 List Price	Rabbet Edge V5 List Price
Veneer Credenza Top for 18"D Low Credenzas — Full Depth, For Rail, and For Wire Trough								
18"D x 24"W	ZV5CT␣␣24	ZVR5CT␣␣24 D	$ 523	$ 575	$ 627	$ 772	$ 848	$ 926
18"D x 30"W	ZV5CT␣␣30	ZVR5CT␣␣30 D	$ 546	$ 600	$ 654	$ 806	$ 886	$ 967
18"D x 36"W	ZV5CT␣␣36	ZVR5CT␣␣36 D	$ 576	$ 633	$ 690	$ 852	$ 936	$ 1022
18"D x 42"W	ZV5CT␣␣42	ZVR5CT␣␣42 D	$ 613	$ 673	$ 735	$ 905	$ 995	$ 1085
18"D x 48"W	ZV5CT␣␣48	ZVR5CT␣␣48 D	$ 655	$ 720	$ 784	$ 963	$ 1058	$ 1155
18"D x 54"W	ZV5CT␣␣54	ZVR5CT␣␣54 D	$ 708	$ 779	$ 849	$ 1046	$ 1150	$ 1255
18"D x 60"W	ZV5CT␣␣60	ZVR5CT␣␣60 D	$ 747	$ 821	$ 895	$ 1102	$ 1211	$ 1321
18"D x 66"W	ZV5CT␣␣66	ZVR5CT␣␣66 D	$ 812	$ 893	$ 974	$ 1198	$ 1318	$ 1437
18"D x 72"W	ZV5CT␣␣72	ZVR5CT␣␣72 D	$ 841	$ 925	$ 1008	$ 1239	$ 1362	$ 1486
18"D x 78"W	ZV5CT␣␣78	ZVR5CT␣␣78 D	$ 881	$ 968	$ 1056	$ 1301	$ 1430	$ 1561
18"D x 84"W	ZV5CT␣␣84	ZVR5CT␣␣84 D	$ 915	$ 1006	$ 1097	$ 1350	$ 1485	$ 1619
18"D x 90"W	ZV5CT␣␣90	ZVR5CT␣␣90 D	$ 949	$ 1043	$ 1138	$ 1401	$ 1541	$ 1681
18"D x 96"W	ZV5CT␣␣96	ZVR5CT␣␣96 D	$ 994	$ 1093	$ 1191	$ 1464	$ 1610	$ 1757

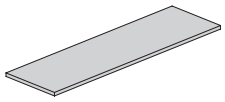

Veneer Credenza Top for 24"D High Credenzas — Full Depth, For Rail and For Wire Trough								
24"D x 24"W	ZV5CT␣␣24	ZVR5CT␣␣24 D	$ 540	$ 594	$ 645	$ 793	$ 870	$ 952
24"D x 30"W	ZV5CT␣␣30	ZVR5CT␣␣30 D	$ 564	$ 620	$ 676	$ 834	$ 915	$ 998
24"D x 36"W	ZV5CT␣␣36	ZVR5CT␣␣36 D	$ 596	$ 654	$ 715	$ 877	$ 966	$ 1051
24"D x 42"W	ZV5CT␣␣42	ZVR5CT␣␣42 D	$ 633	$ 694	$ 758	$ 930	$ 1023	$ 1116
24"D x 48"W	ZV5CT␣␣48	ZVR5CT␣␣48 D	$ 674	$ 739	$ 809	$ 993	$ 1092	$ 1190
24"D x 54"W	ZV5CT␣␣54	ZVR5CT␣␣54 D	$ 732	$ 805	$ 876	$ 1079	$ 1185	$ 1292
24"D x 60"W	ZV5CT␣␣60	ZVR5CT␣␣60 D	$ 770	$ 846	$ 923	$ 1136	$ 1248	$ 1363
24"D x 66"W	ZV5CT␣␣66	ZVR5CT␣␣66 D	$ 838	$ 922	$ 1003	$ 1234	$ 1357	$ 1479
24"D x 72"W	ZV5CT␣␣72	ZVR5CT␣␣72 D	$ 868	$ 954	$ 1040	$ 1278	$ 1406	$ 1532
24"D x 78"W	ZV5CT␣␣78	ZVR5CT␣␣78 D	$ 909	$ 1000	$ 1091	$ 1340	$ 1474	$ 1608
24"D x 84"W	ZV5CT␣␣84	ZVR5CT␣␣84 D	$ 944	$ 1038	$ 1133	$ 1392	$ 1531	$ 1669
24"D x 90"W	ZV5CT␣␣90	ZVR5CT␣␣90 D	$ 978	$ 1076	$ 1172	$ 1442	$ 1584	$ 1729
24"D x 96"W	ZV5CT␣␣96	ZVR5CT␣␣96 D	$ 1022	$ 1123	$ 1224	$ 1508	$ 1657	$ 1808

Note: Fill in model number blanks with one of the following options to determine credenza top:

Low Credenzas:

- **18** Full Depth Credenza Top for Low Credenza
- **15** Credenza Top for Low Credenza with Rail
- **17** Credenza Top for Low Credenza with Wire Trough (Actual top 16½"D)

High Credenzas:

- **24** Full Depth Credenza Top for High Credenza
- **21** Credenza Top for High Credenza with Rail
- **23** Credenza Top for High Credenza with Wire Trough (Actual top 22½"D)

Example: Model number for a 60"W rabbet edge credenza top for a low credenza with wire trough is **ZVR5CT1760**.

D *Discontinued 12/31/2015*

How to specify —	*1st Option:*
Select the Model Number from above. See note above to determine option for blank.	**Veneer Type and Finish:** See inside front cover for finishes. **S** prefix for Stratawood **N** prefix for Natural

Z V ␣␣␣␣␣␣␣␣ . ␣␣␣␣

Example: **ZV5CT1736.SC777** **ZVR5CT2324.NC777**

Wood Storage

Stride® — Credenza Backs

For specification information see pages 145-157.

GSA SIN 711-2

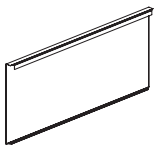

Description	Model	List Price
Credenza Backs for Low Credenzas without Rail		
24"W	**ZDLCBN24** S	$ 243
30"W	**ZDLCBN30** S	$ 268
36"W	**ZDLCBN36** S	$ 280
42"W	**ZDLCBN42**	$ 295
48"W	**ZDLCBN48**	$ 304
60"W	**ZDLCBN60**	$ 322

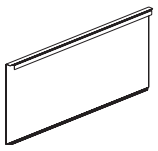

Credenza Backs for Low Credenzas with Rail		
24"W	**ZDLCBR24** S	$ 243
30"W	**ZDLCBR30** S	$ 268
36"W	**ZDLCBR36** S	$ 280
42"W	**ZDLCBR42**	$ 295
48"W	**ZDLCBR48**	$ 304
60"W	**ZDLCBR60**	$ 322

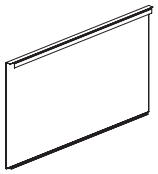

Credenza Backs for High Credenzas Without Rail		
24"W	**ZDHCBN24** S	$ 270
30"W	**ZDHCBN30** S	$ 297
36"W	**ZDHCBN36** S	$ 309
42"W	**ZDHCBN42**	$ 326
48"W	**ZDHCBN48**	$ 337
60"W	**ZDHCBN60**	$ 355

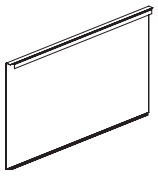

Credenza Backs for High Credenzas with Rail		
24"W	**ZDHCBR24** S	$ 270
30"W	**ZDHCBR30** S	$ 297
36"W	**ZDHCBR36** S	$ 309
42"W	**ZDHCBR42**	$ 326
48"W	**ZDHCBR48**	$ 337
60"W	**ZDHCBR60**	$ 355

How to specify —

Select the Model Number from above.

1st Option:

Paint Color:

Core:
- **P7B** Loft
- **P7C** Bungalow
- **P7D** Brownstone
- **P4J** Muslin
- **P02** Flint

Select:
(Add $14 for low; $16 for high)
- **PQ8** Brilliant White

Z D | | | | | | . P | | |

Example: **ZDLCBN48.PQ8**

S *Shippable by small-package carrier.*

Wood Storage

For specification information see pages 145-157. (See page 275 for COM pricing on fabric Grades 9-22.)

GSA SIN 711-2

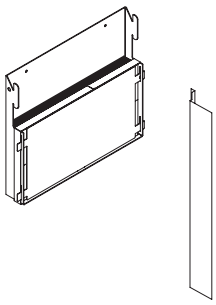

Description	Model		Core Paint List Price	Select Paint List Price
Counterweight Kit (no color option)				
Counterweight Kit for Wood Storage	**ZDCWK**	S	$ 139	N/A
Credenza-to-Panel Brackets (specify paint color)				
Low Credenza Back-to-Panel Bracket Kit	**Z6LCPBK**	S	$ 157	$ 183
High Credenza Back-to-Panel Bracket Kit	**Z6HCPBK**	S	$ 195	$ 221
Low Credenza Side-to-Panel Bracket – Left	**Z6LCPSL** (shown)	S	$ 78	$ 90
Low Credenza Side-to-Panel Bracket – Right	**Z6LCPSR**	S	$ 78	$ 90
High Credenza Side-to-Panel Bracket – Left	**Z6HCPSL**	S	$ 100	$ 112
High Credenza Side-to-Panel Bracket – Right	**Z6HCPSR**	S	$ 100	$ 112

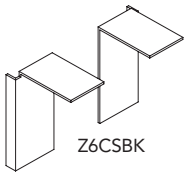

Z6CSBK

Stability Bracket Kit (specify paint color)				
Credenza Stability Bracket Kit	**Z6CSBK**	S	$ 58	$ 70

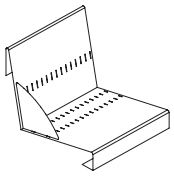

Binder Shelf for Corner Credenzas (PR6 Silver only)				
Binder shelf for Low Corner Credenza	**ZBS18** (shown)	S	$ 108	N/A
Binder shelf for High Corner Credenza	**ZBS24**	S	$ 122	N/A

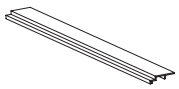

Side Trim for Credenzas, Pedestals, and Towers (PR6 Silver only)				
18" Side Trim	**ZST18**	S	$ 31	N/A
24" Side Trim	**ZST24**	S	$ 40	N/A

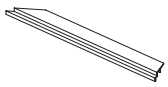

Back Trim for Pedestals and Towers (PR6 Silver only)				
15" Back Trim	**ZBT15**	S	$ 32	N/A
24" Back Trim	**ZBT24**	S	$ 40	N/A

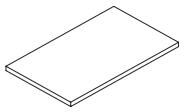

Description	Model	List Price Grade 1	Grade 2	Grade 3	Grade 4	Grade 5	Grade 6	Grade 7	Grade 8	Grade L1	Grade L2
Ped/Credenza Cushions — 18"D											
15⅝"W	**K5CT1815SC**	$ 194	$ 222	$ 239	$ 257	$ 275	$ 292	$ 311	$ 331	$ 387	$ 522
18"W	**K5CT1818SC**	$ 206	$ 235	$ 253	$ 272	$ 293	$ 311	$ 329	$ 350	$ 408	$ 553
24"W	**K5CT1824SC**	$ 222	$ 253	$ 272	$ 296	$ 315	$ 335	$ 356	$ 377	$ 441	$ 597
30"W	**K5CT1830SC**	$ 239	$ 272	$ 293	$ 317	$ 339	$ 361	$ 383	$ 408	$ 474	$ 643
36"W	**K5CT1836SC**	$ 268	$ 303	$ 327	$ 354	$ 376	$ 400	$ 422	$ 449	$ 523	$ 703
42"W	**K5CT1842SC**	$ 257	$ 294	$ 319	$ 347	$ 371	$ 396	$ 422	$ 449	$ 527	$ 718
48"W	**K5CT1848SC**	$ 278	$ 315	$ 341	$ 369	$ 395	$ 420	$ 447	$ 474	$ 553	$ 748

COM Yardage: 0.7 yards, 15⅝"W and 18"W yield 2 cushions. COL 3.5 sq.ft. 15⅝"W and 18"W; 7 sq.ft. others. No vinyls.

How to specify —	*1st Option:*	*1st Option:*	*1st Option:*
Select the Model Number from above.	**Hardware Color** **PR6** Silver	**Paint Color** *(if applicable)*: **Core:** **P7B** Loft **P7C** Bungalow **P7D** Brownstone **P4J** Muslin **P02** Flint **Select:** **PQ8** Brilliant White	**Seat Cushion Upholstery:** Specify Seating upholstery.
_____ . P R 6		P _ _	_ _ _ _ _ _

Examples: **ZDCWK ZBS18.PR6 Z6LCPBK.PQ8 Z6LCPSL.P7C Z6CSBK.PQ8 ZST18.PR6 K5CT1815SC.BOX14**

S *Shippable by small-package carrier.*

Wood Storage

Stride® — Credenza Rail

For specification information see pages 156-157.

GSA SIN 711-2

Description	Model	List Price
Credenza Rail Frame (PR6 only)		
24"W	**Z6CRF24** S	$ 259
30"W	**Z6CRF30** S	$ 287
36"W	**Z6CRF36** S	$ 312
42"W	**Z6CRF42**	$ 341
48"W	**Z6CRF48**	$ 366
54"W	**Z6CRF54**	$ 408
60"W	**Z6CRF60**	$ 449
66"W	**Z6CRF66**	$ 488
72"W	**Z6CRF72**	$ 529
78"W	**Z6CRF78**	$ 565
84"W	**Z6CRF84**	$ 598
90"W	**Z6CRF90**	$ 632
96"W	**Z6CRF96**	$ 675

Credenza Rail Front Trim — Non-Ported (PR6 only)		
24"W	**Z6CFN24** S	$ 92
30"W	**Z6CFN30** S	$ 98
36"W	**Z6CFN36** S	$ 108
42"W	**Z6CFN42**	$ 117
48"W	**Z6CFN48**	$ 131
54"W	**Z6CFN54**	$ 138
60"W	**Z6CFN60**	$ 147
66"W	**Z6CFN66**	$ 154
72"W	**Z6CFN72**	$ 165
78"W	**Z6CFN78**	$ 173
84"W	**Z6CFN84**	$ 183
90"W	**Z6CFN90**	$ 197
96"W	**Z6CFN96**	$ 207

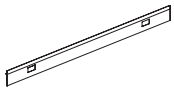

Credenza Rail Front Trim — Ported (PR6 only)		
24"W	**Z6CFP24** S	$ 106
30"W	**Z6CFP30** S	$ 110
36"W	**Z6CFP36** S	$ 119
42"W	**Z6CFP42**	$ 129
48"W	**Z6CFP48**	$ 145
60"W	**Z6CFP60**	$ 159

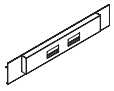

Credenza Rail End Trim — Ported Chicago Code (PR6 only)		
24"W	**Z6CFC24**	$ 147
30"W	**Z6CFC30**	$ 192

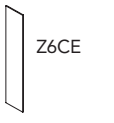

Credenza Rail End Trim (PR6 only)		
End Trim for Credenza Rail	**Z6CE** S	$ 43

Rail Bracket Kit		
Rail Bracket Kit for Worksurfaces	**Z6RBK** S	$ 58

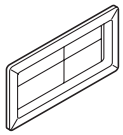

Wireway Grommet		
Pack of 6 (Black only)	**TAWG** S	$ 105

How to specify —	*1st Option:*	*1st Option:*
Select the Model Number from above.	**Color:** **PR6** Silver	**Color:** **E4** Black
Z _ _ _ _ _ _ . **P R 6**		**E 4**

Examples: **Z6CRF78.PR6** **Z6CFN24.PR6** **Z6CFP24.PR6** **Z6CE.PR6** **Z6RBK.PR6** **TAWG.E4**

S *Shippable by small-package carrier.*

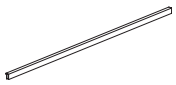

Description	Model	List Price
Credenza Rail Top Trim — Not for Screen		
24"W	**Z6CT2N24** S	$ 74
30"W	**Z6CT2N30** S	$ 79
36"W	**Z6CT2N36** S	$ 84
42"W	**Z6CT2N42**	$ 90
48"W	**Z6CT2N48**	$ 99
54"W	**Z6CT2N54**	$ 105
60"W	**Z6CT2N60**	$ 111
66"W	**Z6CT2N66**	$ 117
72"W	**Z6CT2N72**	$ 122
78"W	**Z6CT2N78**	$ 129
84"W	**Z6CT2N84**	$ 136
90"W	**Z6CT2N90**	$ 143
96"W	**Z6CT2N96**	$ 149

NOTE: New model will not retrofit.

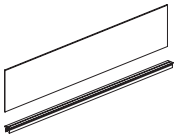

Description	Single Sided Model	Double Sided Model	Single Sided Clear List Price	Single Sided Frosted List Price	Double Sided Clear List Price	Double Sided Frosted List Price
Credenza Rail Top Trim — New Models with ⅜" Thick Glass Screen, Single-Sided and Double-Sided Application						
24"W	**Z6CTSTG124** S	**Z6CTSTG224**	$ 439	$ 472	$ 446	$ 479
30"W	**Z6CTSTG130** S	**Z6CTSTG230**	$ 477	$ 513	$ 485	$ 521
36"W	**Z6CTSTG136** S	**Z6CTSTG236**	$ 561	$ 603	$ 569	$ 611
42"W	**Z6CTSTG142**	**Z6CTSTG242**	$ 656	$ 708	$ 663	$ 715
48"W	**Z6CTSTG148**	**Z6CTSTG248**	$ 752	$ 811	$ 759	$ 818
54"W	**Z6CTSTG154**	**Z6CTSTG254**	$ 817	$ 882	$ 826	$ 891
60"W	**Z6CTSTG160**	**Z6CTSTG260**	$ 886	$ 959	$ 894	$ 967
66"W	**Z6CTSTG166**	**Z6CTSTG266**	$ 952	$ 1032	$ 960	$ 1040
72"W	**Z6CTSTG172**	**Z6CTSTG272**	$ 1020	$ 1104	$ 1029	$ 1113
78"W	**Z6CTSTG178**	**Z6CTSTG278**	$ 1095	$ 1186	$ 1103	$ 1194
84"W	**Z6CTSTG184**	**Z6CTSTG284**	$ 1169	$ 1265	$ 1176	$ 1272
90"W	**Z6CTSTG190**	**Z6CTSTG290**	$ 1177	$ 1280	$ 1185	$ 1288
96"W	**Z6CTSTG196**	**Z6CTSTG296**	$ 1320	$ 1429	$ 1328	$ 1437

Description	Single Sided Model	List Price
Credenza Rail Top Trim — Without ⅜" Thick Glass Screen, for Single-Sided Applications with Storage		
24"W	**Z6CTSS124** S	$ 106
30"W	**Z6CTSS130** S	$ 115
36"W	**Z6CTSS136** S	$ 123
42"W	**Z6CTSS142**	$ 130
48"W	**Z6CTSS148**	$ 140
54"W	**Z6CTSS154**	$ 148
60"W	**Z6CTSS160**	$ 156
66"W	**Z6CTSS166**	$ 165
72"W	**Z6CTSS172**	$ 173
78"W	**Z6CTSS178**	$ 182
84"W	**Z6CTSS184**	$ 191
90"W	**Z6CTSS190**	$ 199
96"W	**Z6CTSS196**	$ 208

How to specify —	*1st Option:*	*2nd Option:*
Select the Model Number from above.	**Color:** **PR6** Silver	**Glass** *(if applicable)*: **LC** Clear **LF** Frosted

Z 6 C T _ _ _ _ . P R 6 . L _

Examples: **Z6CT2N60.PR6** **Z6CTSTG224.PR6.LF**

S *Shippable by small-package carrier.*

Wood Storage

Stride® — 4-Wire Electrical Components

For specification information see pages 158-164.

GSA SIN 711-2

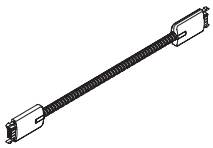

Description	Model	PVC Free Model	List Price	PVC Free List Price
Desking Power Jumpers, 4-wire, Two-circuit				
0"W Desking Power Jumper	N/A	AE4-DJ0S S	N/A	$ 35
6"W Desking Power Jumper	AE4-DJ6S	AE4-DJ6SC S	$ 66	$ 73
12"W Desking Power Jumper	AE4-DJ12S	AE4-DJ12SC S	$ 74	$ 81
18"W Desking Power Jumper	AE4-DJ18S	AE4-DJ18SC S	$ 81	$ 88
24"W Desking Power Jumper	AE4-DJ24S	AE4-DJ24SC S	$ 88	$ 99
30"W Desking Power Jumper	AE4-DJ30S	AE4-DJ30SC S	$ 98	$ 106
36"W Desking Power Jumper	AE4-DJ36S	AE4-DJ36SC S	$ 104	$ 114
42"W Desking Power Jumper	AE4-DJ42S	AE4-DJ42SC S	$ 115	$ 125
48"W Desking Power Jumper	AE4-DJ48S	AE4-DJ48SC S	$ 124	$ 139
54"W Desking Power Jumper	AE4-DJ54S	AE4-DJ54SC S	$ 139	$ 151
60"W Desking Power Jumper	AE4-DJ60S	AE4-DJ60SC S	$ 149	$ 163
66"W Desking Power Jumper	AE4-DJ66S	AE4-DJ66SC S	$ 157	$ 172
72"W Desking Power Jumper	AE4-DJ72S	AE4-DJ72SC S	$ 164	$ 181
78"W Desking Power Jumper	AE4-DJ78S	AE4-DJ78SC S	$ 172	$ 189
84"W Desking Power Jumper	AE4-DJ84S	AE4-DJ84SC S	$ 180	$ 199
90"W Desking Power Jumper	AE4-DJ90S	AE4-DJ90SC S	$ 188	$ 206
96"W Desking Power Jumper	AE4-DJ96S	AE4-DJ96SC S	$ 195	$ 213
102"W Desking Power Jumper	AE4-DJ102S	AE4-DJ102SC S	$ 204	$ 224
108"W Desking Power Jumper	AE4-DJ108S	AE4-DJ108SC S	$ 210	$ 233
114"W Desking Power Jumper	AE4-DJ114S	AE4-DJ114SC S	$ 217	$ 240
120"W Desking Power Jumper	AE4-DJ120S	AE4-DJ120SC S	$ 224	$ 246
126"W Desking Power Jumper	AE4-DJ126S	AE4-DJ126SC S	$ 232	$ 252
132"W Desking Power Jumper	AE4-DJ132S	AE4-DJ132SC S	$ 237	$ 258
138"W Desking Power Jumper	AE4-DJ138S	AE4-DJ138SC S	$ 243	$ 268
144"W Desking Power Jumper	AE4-DJ144S	AE4-DJ144SC S	$ 249	$ 274

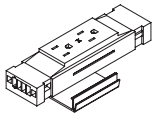

Duplex Receptacles, 4-wire — with mounting bracket (ES Silver only)				
Circuit 1	N/A	AE4-DD1 S	N/A	$ 70
Circuit 2	N/A	AE4-DD2 S	N/A	$ 70

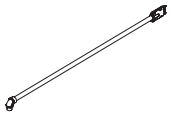

Base Electrical, 4-wire In-Feed Cable (Black only)				
72" Sealtight Cable	AE4-PS72 S	N/A	$ 188	N/A
144" Sealtight Cable	AE4-PS144 S	N/A	$ 273	N/A
72" Flexible Conduit	N/A S	AE4-PE72C S	N/A	$ 250
144" Flexible Conduit	N/A S	AE4-PE144C S	N/A	$ 335



Worksurface Power/Data Module (PR6 Silver only)				
2 Simplex receptacles, 1 data position	A870302 S	N/A	$ 218	N/A

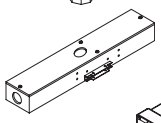

Hardwire, 4-wire In-feed (New York Code)				
	AE4-HW S	N/A	$ 246	N/A

Hardwire (Chicago Code)				
Electrical Box	87750Z S	N/A	$ 397	N/A

How to specify —	*1st Option:*	*1st Option:*	*1st Option:*
Select the Model Number from above.	**Color:** **P** Black	**Duplex Receptacle Color:** **ES** Silver	**Worksurface Power/Data Module Color:** **PR6** Silver
_____ . **P**		**E S**	**P R 6**

Examples: **AE4-DJ66S.P AE4-DJ36SC.P AE4-PE72.P AE4-DD2.ES A870302.PR6 87750Z**

S *Shippable by small-package carrier.*

Wood Storage

Notes

Wood Storage

Stride® — 42½"H and 50"H Personal Towers

For specification information see pages 165-167.

Painted Wood

GSA SIN 711-3

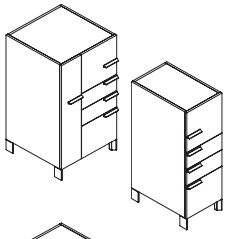

Description	Model	List Price
42½" H Personal Towers — Box/Box/File		
24"W x 18"D, Wardrobe Left*	**ZDT422418LGL**	**$ 2947**
24"W x 18"D, Wardrobe Right*	**ZDT422418RGL**	**$ 2947**
24"W x 24"D, Wardrobe Left	**ZDT422424LGL** (shown)	**$ 3199**
24"W x 24"D, Wardrobe Right	**ZDT422424RGL**	**$ 3199**
15⅝"W x 24"D, Left	**ZDT421524LGL**	**$ 2618**
15⅝"W x 24"D, Right	**ZDT421524RGL** (shown)	**$ 2618**

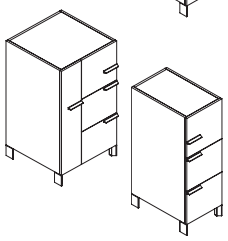

42½" H Personal Towers — File/File		
24"W x 18"D, Wardrobe Left*	**ZDT422418LFL**	**$ 2815**
24"W x 18"D, Wardrobe Right*	**ZDT422418RFL**	**$ 2815**
24"W x 24"D, Wardrobe Left	**ZDT422424LFL** (shown)	**$ 3064**
24"W x 24"D, Wardrobe Right	**ZDT422424RFL**	**$ 3064**
15⅝"W x 24"D, Left	**ZDT421524LFL**	**$ 2484**
15⅝"W x 24"D, Right	**ZDT421524RFL** (shown)	**$ 2484**

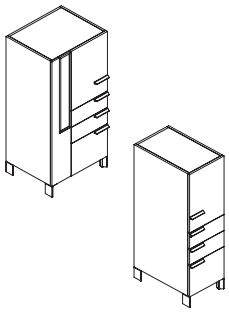

Description	Model	List Price
50"H Personal Towers — Box/Box/File		
24"W x 18"D, Wardrobe Left*	**ZDT502418LGL**	**$ 3156**
24"W x 18"D, Wardrobe Right*	**ZDT502418RGL**	**$ 3156**
24"W x 24"D, Wardrobe Left	**ZDT502424LGL**	**$ 3421**
24"W x 24"D, Wardrobe Right	**ZDT502424RGL**	**$ 3421**
24"W x 18"D with Sidelight, Wardrobe Left*	**ZDT502418LGSL** (shown)	**$ 3681**
24"W x 18"D with Sidelight, Wardrobe Right*	**ZDT502418RGSL**	**$ 3681**
24"W x 24"D with Sidelight, Wardrobe Left	**ZDT502424LGSL**	**$ 3946**
24"W x 24"D with Sidelight, Wardrobe Right	**ZDT502424RGSL**	**$ 3946**
15⅝"W x 24"D, Left	**ZDT501524LGL**	**$ 2806**
15⅝"W x 24"D, Right	**ZDT501524RGL** (shown)	**$ 2806**

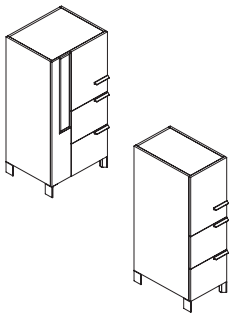

50"H Personal Towers — File/File		
24"W x 18"D, Wardrobe Left*	**ZDT502418LFL**	**$ 3014**
24"W x 18"D, Wardrobe Right*	**ZDT502418RFL**	**$ 3014**
24"W x 24"D, Wardrobe Left	**ZDT502424LFL**	**$ 3280**
24"W x 24"D, Wardrobe Right	**ZDT502424RFL**	**$ 3280**
24"W x 18"D with Sidelight, Wardrobe Left*	**ZDT502418LFSL** (shown)	**$ 3539**
24"W x 18"D with Sidelight, Wardrobe Right*	**ZDT502418RFSL**	**$ 3539**
24"W x 24"D with Sidelight, Wardrobe Left	**ZDT502424LFSL**	**$ 3804**
24"W x 24"D with Sidelight, Wardrobe Right	**ZDT502424RFSL**	**$ 3804**
15⅝"W x 24"D, Left	**ZDT501524LFL** (shown)	**$ 2665**
15⅝"W x 24"D, Right	**ZDT501524RFL**	**$ 2665**

How to specify —	*1st Option:*	*2nd Option:*	*3rd Option:*	*4th Option:*	*5th Option:*
Select the Model Number from above.	**Painted Wood Paint Color:** **M11** Loft **M12** Bungalow **M13** Brownstone **M14** Brilliant White **M15** Muslin **M16** Flint	**Landscape™ Surface Material and Finish:** See page 199. **(Models with Sidelight only)** Add $21 for Grade 2	**Hardware Color:** **PR6** Silver	**Lock Option:** **STD** Standard **OMT** Omit Lock Core (Deduct $18 per lock)	**Lock Color** *(if applicable)*: **EL** Silver
Z D T _ _ _ _ _ _ _ _ _ _ .	**M 1** _ .	_ _ _ _ .	**P R 6**	_ _ _	**E L**

Examples: **ZDT502418LFL.M11.PR6.STDEL** **ZDT501524RFL.M12.PR6.STDEL**
ZDT502424LFSL.M14.11-0103TPX.PR6.STDEL

For specification information see pages 165-167.

LANDSCAPE™ SURFACE MATERIAL OPTIONS

GRADE 1

Infinite Spectrum™
See page 29 for ordering information.

Pearlescent Strata™
PS01 Glacier
PS02 Shadow
PS04 Shell
PS05 Tortoise
PS07 Quartz

Seaglass™
SG01 Cool Mist
SG02 Warm Mist

GRADE 2

Foundation™
FD01 Sand
FD02 Taupe=
FD03 Caramel D
FD04 Pure White
FD05 Flint D

Quattro
QU44 Platinum
QU55 Carbon D
QU66 White D

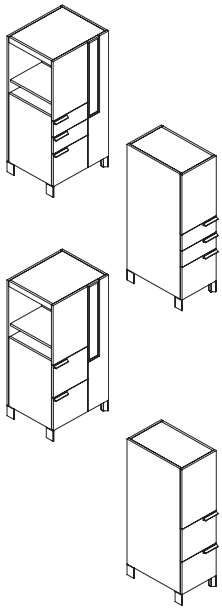

Description	Model	List Price
50" Personal Side Access Towers — Box/Box/File		
24"W x 18"D, Wardrobe Left*	**ZDST502418LGL**	**$ 3156**
24"W x 18"D, Wardrobe Right*	**ZDST502418RGL**	**$ 3156**
24"W x 24"D, Wardrobe Left	**ZDST502424LGL**	**$ 3421**
24"W x 24"D, Wardrobe Right	**ZDST502424RGL**	**$ 3421**
24"W x 18"D with Sidelight, Wardrobe Left*	**ZDST502418LGSL**	**$ 3681**
24"W x 18"D with Sidelight, Wardrobe Right*	**ZDST502418RGSL** (shown)	**$ 3681**
24"W x 24"D with Sidelight, Wardrobe Left	**ZDST502424LGSL**	**$ 3946**
24"W x 24"D with Sidelight, Wardrobe Right	**ZDST502424RGSL**	**$ 3946**
15⅝"W x 24"D, Left	**ZDST501524LGL** (shown)	**$ 2806**
15⅝"W x 24"D, Right	**ZDST501524RGL**	**$ 2806**
50" Personal Side Access Towers — File/File		
24"W x 18"D, Wardrobe Left*	**ZDST502418LFL**	**$ 3014**
24"W x 18"D, Wardrobe Right*	**ZDST502418RFL**	**$ 3014**
24"W x 24"D, Wardrobe Left	**ZDST502424LFL**	**$ 3280**
24"W x 24"D, Wardrobe Right	**ZDST502424RFL**	**$ 3280**
24"W x 18"D with Sidelight, Wardrobe Left*	**ZDST502418LFSL**	**$ 3539**
24"W x 18"D with Sidelight, Wardrobe Right*	**ZDST502418RFSL** (shown)	**$ 3539**
24"W x 24"D with Sidelight, Wardrobe Left	**ZDST502424LFSL**	**$ 3804**
24"W x 24"D with Sidelight, Wardrobe Right	**ZDST502424RFSL**	**$ 3804**
15⅝"W x 24"D, Left	**ZDST501524LFL** (shown)	**$ 2665**
15⅝"W x 24"D, Right	**ZDST501524RFL**	**$ 2665**

D *Discontinued 12/31/2015*

How to specify —	*1st Option:*	*2nd Option:*	*3rd Option:*	*4th Option:*	*5th Option:*
Select the Model Number from above.	**Painted Wood Paint Color:** **M11** Loft **M12** Bungalow **M13** Brownstone **M14** Brilliant White **M15** Muslin **M16** Flint	**Landscape Surface Material and Finish:** **(Models with Sidelight only)** Add $21 for Grade 2	**Hardware Color:** **PR6** Silver	**Lock Option:** **STD** Standard **OMT** Omit Lock Core (Deduct $18 per lock)	**Lock Color** *(if applicable)*: **EL** Silver
Z D S T 5 0 _ _ _ _ _ _ _ _ . M 1 _ . _ _ _ _ . P R 6 _ _ _ E L					

Examples: **ZDST502418LGSL.M11.FD01.PR6.STDEL** **ZDST501524RFL.M12.PR6.STDEL**

Wood Storage

Stride® — 65"H Personal Towers

Painted Wood

GSA SIN 711-3

For specification information see pages 165-167.

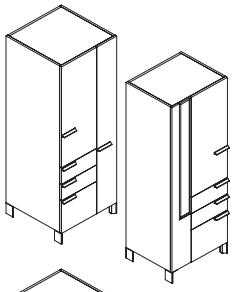

Description	Model	List Price
65"H Personal Towers — Box/Box/File		
24"W x 18"D, Wardrobe Left*	**ZDT652418LGL**	$ 3608
24"W x 18"D, Wardrobe Right*	**ZDT652418RGL**	$ 3608
24"W x 24"D, Wardrobe Left	**ZDT652424LGL**	$ 3795
24"W x 24"D, Wardrobe Right	**ZDT652424RGL** (shown)	$ 3795
24"W x 18"D with Sidelight, Wardrobe Left*	**ZDT652418LGSL** (shown)	$ 4131
24"W x 18"D with Sidelight, Wardrobe Right*	**ZDT652418RGSL**	$ 4131
24"W x 24"D with Sidelight, Wardrobe Left	**ZDT652424LGSL**	$ 4319
24"W x 24"D with Sidelight, Wardrobe Right	**ZDT652424RGSL**	$ 4319

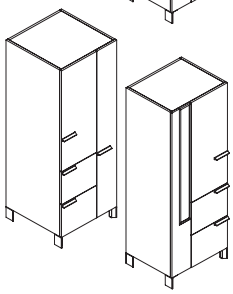

65"H Personal Towers — File/File		
24"W x 18"D, Wardrobe Left*	**ZDT652418LFL**	$ 3471
24"W x 18"D, Wardrobe Right*	**ZDT652418RFL**	$ 3471
24"W x 24"D, Wardrobe Left	**ZDT652424LFL**	$ 3660
24"W x 24"D, Wardrobe Right	**ZDT652424RFL** (shown)	$ 3660
24"W x 18"D with Sidelight, Wardrobe Left*	**ZDT652418LFSL** (shown)	$ 3995
24"W x 18"D with Sidelight, Wardrobe Right*	**ZDT652418RFSL**	$ 3995
24"W x 24"D with Sidelight, Wardrobe Left	**ZDT652424LFSL**	$ 4184
24"W x 24"D with Sidelight, Wardrobe Right	**ZDT652424RFSL**	$ 4184

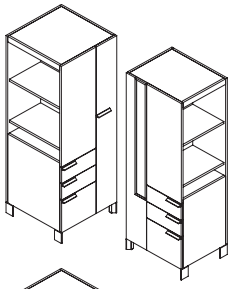

65" Personal Side Access Towers — Box/Box/File		
24"W x 18"D, Wardrobe Left*	**ZDST652418LGL**	$ 3608
24"W x 18"D, Wardrobe Right*	**ZDST652418RGL**	$ 3608
24"W x 24"D, Wardrobe Left	**ZDST652424LGL**	$ 3795
24"W x 24"D, Wardrobe Right	**ZDST652424RGL** (shown)	$ 3795
24"W x 18"D with Sidelight, Wardrobe Left*	**ZDST652418LGSL** (shown)	$ 4131
24"W x 18"D with Sidelight, Wardrobe Right*	**ZDST652418RGSL**	$ 4131
24"W x 24"D with Sidelight, Wardrobe Left	**ZDST652424LGSL**	$ 4319
24"W x 24"D with Sidelight, Wardrobe Right	**ZDST652424RGSL**	$ 4319

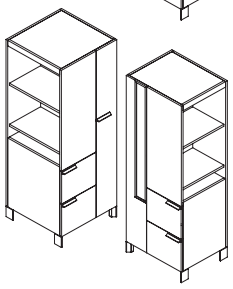

65" Personal Side Access Towers — File/File		
24"W x 18"D, Wardrobe Left*	**ZDST652418LFL**	$ 3471
24"W x 18"D, Wardrobe Right*	**ZDST652418RFL**	$ 3471
24"W x 24"D, Wardrobe Left	**ZDST652424LFL**	$ 3660
24"W x 24"D, Wardrobe Right	**ZDST652424RFL** (shown)	$ 3660
24"W x 18"D with Sidelight, Wardrobe Left*	**ZDST652418LFSL** (shown)	$ 3995
24"W x 18"D with Sidelight, Wardrobe Right*	**ZDST652418RFSL**	$ 3995
24"W x 24"D with Sidelight, Wardrobe Left	**ZDST652424LFSL**	$ 4184
24"W x 24"D with Sidelight, Wardrobe Right	**ZDST652424RFSL**	$ 4184

Note: Pearlescent Strata™ runs vertically on 65"H towers with sidelight.

How to specify —	*1st Option:*	*2nd Option:*	*3rd Option:*	*4th Option:*	*5th Option:*
Select the Model Number from above.	**Painted Wood Paint Color:** **M11** Loft **M12** Bungalow **M13** Brownstone **M14** Brilliant White **M15** Muslin **M16** Flint	**Landscape™ Surface Material and Finish:** See page 199. **(Models with Sidelight only)** Add $21 for Grade 2	**Hardware Color:** **PR6** Silver	**Lock Option:** **STD** Standard **OMT** Omit Lock Core (Deduct $18 per lock)	**Lock Color** *(if applicable)*: **EL** Silver
Z D .	**M 1** .	.	**P R 6**		**E L**

Examples: **ZDT652418LGL.M11.PR6.STDEL** **ZDT652424RFL.M12.PR6.STDEL**
ZDT652418LGSL.M14.12-0435TPX.PR6.STDEL

Wood Storage

Stride® — 65"H Personal Towers

Painted and Veneer Front — Painted Wood

GSA SIN 711-3

For specification information see pages 165-167.

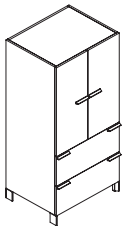

Description	Model	List Price
65"H Combination File — with Lateral Drawers		
30"W x 18"D*	**ZDCF653018FL**	**$ 3868**
30"W x 24"D	**ZDCF653024FL** (shown)	**$ 3979**

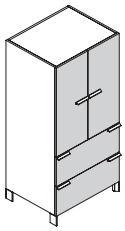

Description	Model	Painted Wood V1 List Price	Painted Wood V3 List Price	Painted Wood V5 List Price
65"H Veneer Front Combination File — with Lateral Drawers				
30"W x 18"D*	**ZDCF653018FWL**	**$ 5067**	**$ 5320**	**$ 5574**
30"W x 24"D	**ZDCF653024FWL** (shown)	**$ 5178**	**$ 5423**	**$ 5665**

How to specify — Select the Model Number from above.	*1st Option:* Painted Wood Paint Color:	*2nd Option:* Veneer Type and Finish *(if applicable)*:	*3rd Option:* Hardware Color:	*4th Option:* Lock Option:	*5th Option:* Lock Color *(if applicable)*:
	M11 Loft **M12** Bungalow **M13** Brownstone **M14** Brilliant White **M15** Muslin **M16** Flint	**S** prefix for Stratawood **N** prefix for Natural	**PR6** Silver	**STD** Standard **OMT** Omit Lock Core (Deduct $18 per lock)	**EL** Silver
Z D C F 6 5 _ _ _ _ _ . M 1 _ .		_ _ _ _ _ .	P R 6	_ _ _	E L

Example: **ZDCF653024FL.M14.PR6.STDEL**

Wood Storage

Stride® — 42½"H and 50"H Personal Towers

Veneer Front — Painted Wood

GSA SIN 711-3

For specification information see pages 165-167.

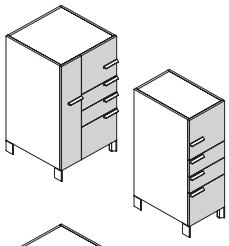

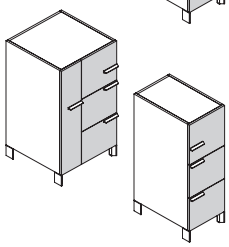

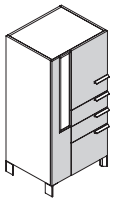

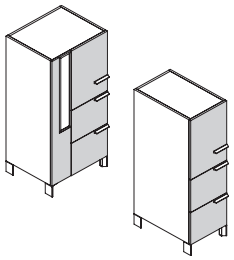

Description	Model	Painted Wood V1 List Price	V3 List Price	V5 List Price
42½"H Veneer Front Personal Towers — Box/Box/File				
24"W x 18"D, Wardrobe Left*	**ZDT422418LGWL**	$ 3546	$ 3723	$ 3900
24"W x 18"D, Wardrobe Right*	**ZDT422418RGWL**	$ 3546	$ 3723	$ 3900
24"W x 24"D, Wardrobe Left	**ZDT422424LGWL** (shown)	$ 3797	$ 3967	$ 4138
24"W x 24"D, Wardrobe Right	**ZDT422424RGWL**	$ 3797	$ 3967	$ 4138
15⅝"W x 24"D, Left	**ZDT421524LGWL**	$ 2991	$ 3134	$ 3278
15⅝"W x 24"D, Right	**ZDT421524RGWL** (shown)	$ 2991	$ 3134	$ 3278
42½"H Veneer Front Personal Towers — File/File				
24"W x 18"D, Wardrobe Left*	**ZDT422418LFWL**	$ 3412	$ 3582	$ 3752
24"W x 18"D, Wardrobe Right*	**ZDT422418RFWL**	$ 3412	$ 3582	$ 3752
24"W x 24"D, Wardrobe Left	**ZDT422424LFWL** (shown)	$ 3662	$ 3826	$ 3991
24"W x 24"D, Wardrobe Right	**ZDT422424RFWL**	$ 3662	$ 3826	$ 3991
15⅝"W x 24"D, Left	**ZDT421524LFWL**	$ 2858	$ 2995	$ 3134
15⅝"W x 24"D, Right	**ZDT421524RFWL** (shown)	$ 2858	$ 2995	$ 3134
50"H Veneer Front Personal Towers — Box/Box/File				
24"W x 18"D, Wardrobe Left*	**ZDT502418LGWL**	$ 3880	$ 4074	$ 4268
24"W x 18"D, Wardrobe Right*	**ZDT502418RGWL**	$ 3880	$ 4074	$ 4268
24"W x 24"D, Wardrobe Left	**ZDT502424LGWL**	$ 4146	$ 4330	$ 4519
24"W x 24"D, Wardrobe Right	**ZDT502424RGWL**	$ 4146	$ 4330	$ 4519
24"W x 18"D w/Sidelight, W Left*	**ZDT502418LGWSL** (shown)	$ 4404	$ 4623	$ 4844
24"W x 18"D w/Sidelight, W Right*	**ZDT502418RGWSL**	$ 4404	$ 4623	$ 4844
24"W x 24"D w/Sidelight, W Left	**ZDT502424LGWSL**	$ 4670	$ 4854	$ 5043
24"W x 24"D w/Sidelight, W Right	**ZDT502424RGWSL**	$ 4670	$ 4854	$ 5043
15⅝"W x 24"D, Left	**ZDT501524LGWL**	$ 3260	$ 3416	$ 3575
15⅝"W x 24"D, Right	**ZDT501524RGWL**	$ 3260	$ 3416	$ 3575
50"H Veneer Front Personal Towers — File/File				
24"W x 18"D, Wardrobe Left*	**ZDT502418LFWL**	$ 3737	$ 3924	$ 4110
24"W x 18"D, Wardrobe Right*	**ZDT502418RFWL**	$ 3737	$ 3924	$ 4110
24"W x 24"D, Wardrobe Left	**ZDT502424LFWL**	$ 4003	$ 4182	$ 4361
24"W x 24"D, Wardrobe Right	**ZDT502424RFWL**	$ 4003	$ 4182	$ 4361
24"W x 18"D w/Sidelight, W Left*	**ZDT502418LFWSL** (shown)	$ 4262	$ 4475	$ 4688
24"W x 18"D w/Sidelight, W Right*	**ZDT502418RFWSL**	$ 4262	$ 4475	$ 4688
24"W x 24"D w/Sidelight, W Left	**ZDT502424LFWSL**	$ 4527	$ 4706	$ 4885
24"W x 24"D w/Sidelight, W Right	**ZDT502424RFWSL**	$ 4527	$ 4706	$ 4885
15⅝"W x 24"D, Left	**ZDT501524LFWL** (shown)	$ 3119	$ 3268	$ 3418
15⅝"W x 24"D, Right	**ZDT501524RFWL**	$ 3119	$ 3268	$ 3418

How to specify — Select the Model Number from above.	*1st Option:* Painted Wood Paint Color:	*2nd Option:* Veneer Type and Finish:	*3rd Option:* Landscape Surface Material and Finish:	*4th Option:* Hardware Color:	*5th Option:* Lock Option:	*6th Option:* Lock Color:
ZDT _____ .	**M11** Loft **M12** Bungalow **M13** Brownstone **M14** Brilliant White **M15** Muslin **M16** Flint	**S** prefix for Stratawood **N** prefix for Natural	See page 207. **(Models with Sidelight only)** Add $21 for Grade 2	**PR6** Silver	**STD** Standard **OMT** Omit Lock Core (Deduct $18 per lock)	**EL** Silver
ZDT _____ . **M1** _ .	_____ .	_____ .	_____ .	**PR6** .	_____	**EL**

Examples: **ZDT502418LGWL.M11.SC777.PR6.STDEL**
ZDT502418LCWSL.M12.NC777.12-4609TPX.PR6.STDEL

For specification information see pages 165-167.

LANDSCAPE™ SURFACE MATERIAL OPTIONS

GRADE 1

Infinite Spectrum™
See page 29 for ordering information.

Pearlescent Strata™
- **PS01** Glacier
- **PS02** Shadow
- **PS04** Shell
- **PS05** Tortoise
- **PS07** Quartz

Seaglass™
- **SG01** Cool Mist
- **SG02** Warm Mist

GRADE 2

Foundation™
- **FD01** Sand
- **FD02** Taupe
- **FD03** Caramel D
- **FD04** Pure White
- **FD05** Flint D

Quattro
- **QU44** Platinum
- **QU55** Carbon D
- **QU66** White D

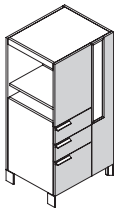

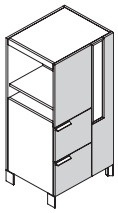

Description	Model	Painted Wood V1 List Price	Painted Wood V3 List Price	Painted Wood V5 List Price
50" Veneer Front Personal Side Access Towers — Box/Box/File				
24"W x 18"D, Wardrobe Left*	**ZDST502418LGWL**	$ 3880	$ 4074	$ 4268
24"W x 18"D, Wardrobe Right*	**ZDST502418RGWL**	$ 3880	$ 4074	$ 4268
24"W x 24"D, Wardrobe Left	**ZDST502424LGWL**	$ 4146	$ 4330	$ 4519
24"W x 24"D, Wardrobe Right	**ZDST502424RGWL**	$ 4146	$ 4330	$ 4519
24"W x 18"D w/Sidelight, W Left*	**ZDST502418LGWSL**	$ 4404	$ 4623	$ 4844
24"W x 18"D w/Sidelight, W Right*	**ZDST502418RGWSL** (shown)	$ 4404	$ 4623	$ 4844
24"W x 24"D w/Sidelight, W Left	**ZDST502424LGWSL**	$ 4670	$ 4854	$ 5043
24"W x 24"D w/Sidelight, W Right	**ZDST502424RGWSL**	$ 4670	$ 4854	$ 5043
15⅝"W x 24"D, Left	**ZDST501524LGWL**	$ 3260	$ 3416	$ 3575
15⅝"W x 24"D, Right	**ZDST501524RGWL**	$ 3260	$ 3416	$ 3575
50" Veneer Front Personal Side Access Towers — File/File				
24"W x 18"D, Wardrobe Left*	**ZDST502418LFWL**	$ 3737	$ 3924	$ 4110
24"W x 18"D, Wardrobe Right*	**ZDST502418RFWL**	$ 3737	$ 3924	$ 4110
24"W x 24"D, Wardrobe Left	**ZDST502424LFWL**	$ 4003	$ 4182	$ 4361
24"W x 24"D, Wardrobe Right	**ZDST502424RFWL**	$ 4003	$ 4182	$ 4361
24"W x 18"D w/Sidelight, W Left*	**ZDST502418LFWSL**	$ 4262	$ 4475	$ 4688
24"W x 18"D w/Sidelight, W Right*	**ZDST502418RFWSL** (shown)	$ 4262	$ 4475	$ 4688
24"W x 24"D w/Sidelight, W Left	**ZDST502424LFWSL**	$ 4527	$ 4706	$ 4885
24"W x 24"D w/Sidelight, W Right	**ZDST502424RFWSL**	$ 4527	$ 4706	$ 4885
15⅝"W x 24"D, Left	**ZDST501524LFWL**	$ 3119	$ 3268	$ 3418
15⅝"W x 24"D, Right	**ZDST501524RFWL**	$ 3119	$ 3268	$ 3418

D *Discontinued 12/31/2015*

How to specify — Select the Model Number from above.	*1st Option:* Painted Wood Paint Color:	*2nd Option:* Veneer Type and Finish:	*3rd Option:* Landscape Surface Material and Finish:	*4th Option:* Hardware Color:	*5th Option:* Lock Option:	*6th Option:* Lock Color:
	M11 Loft **M12** Bungalow **M13** Brownstone **M14** Brilliant White **M15** Muslin **M16** Flint	**S** prefix for Stratawood **N** prefix for Natural	**(Models with Sidelight only)** Add $21 for Grade 2	**PR6** Silver	**STD** Standard **OMT** Omit Lock Core (Deduct $18 per lock)	**EL** Silver
ZDST50 .	**M1** .	.	.	**PR6** .		**EL**

Examples: **ZDST502418LFWL.M15.SC777.PR6.STDEL** **ZDST502418LGWSL.M11.NC777.FD01.PR6.STDEL**
ZDST502424RFWSL.M14.SE800.14-1210TPX.PR6.OMT

Wood Storage

Stride® — 65"H Personal Towers

Veneer Front — Painted Wood

GSA SIN 711-3

For specification information see pages 165-167.

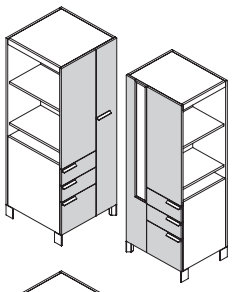

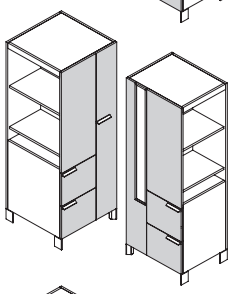

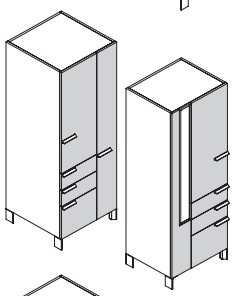

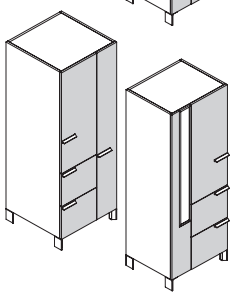

Description	Model	Painted Wood V1 List Price	Painted Wood V3 List Price	Painted Wood V5 List Price
65" Veneer Front Personal Side Access Towers — Box/Box/File				
24"W x 18"D, Wardrobe Left*	**ZDST652418LGWL**	$ 4565	$ 4793	$ 5021
24"W x 18"D, Wardrobe Right*	**ZDST652418RGWL**	$ 4565	$ 4793	$ 5021
24"W x 24"D, Wardrobe Left	**ZDST652424LGWL**	$ 4754	$ 4972	$ 5193
24"W x 24"D, Wardrobe Right	**ZDST652424RGWL** (shown)	$ 4754	$ 4972	$ 5193
24"W x 18"D w/Sidelight, W Left*	**ZDST652418LGWSL** (shown)	$ 5091	$ 5345	$ 5600
24"W x 18"D w/Sidelight, W Right*	**ZDST652418RGWSL**	$ 5091	$ 5345	$ 5600
24"W x 24"D w/Sidelight, W Left	**ZDST652424LGWSL**	$ 5279	$ 5497	$ 5718
24"W x 24"D w/Sidelight, W Right	**ZDST652424RGWSL**	$ 5279	$ 5497	$ 5718
65" Veneer Front Personal Side Access Towers — File/File				
24"W x 18"D, Wardrobe Left*	**ZDST652418LFWL**	$ 4432	$ 4654	$ 4875
24"W x 18"D, Wardrobe Right*	**ZDST652418RFWL**	$ 4432	$ 4654	$ 4875
24"W x 24"D, Wardrobe Left	**ZDST652424LFWL**	$ 4621	$ 4834	$ 5047
24"W x 24"D, Wardrobe Right	**ZDST652424RFWL** (shown)	$ 4621	$ 4834	$ 5047
24"W x 18"D w/Sidelight, W Left*	**ZDST652418LFWSL** (shown)	$ 4956	$ 5203	$ 5451
24"W x 18"D w/Sidelight, W Right*	**ZDST652418RFWSL**	$ 4956	$ 5203	$ 5451
24"W x 24"D w/Sidelight, W Left	**ZDST652424LFWSL**	$ 5145	$ 5358	$ 5571
24"W x 24"D w/Sidelight, W Right	**ZDST652424RFWSL**	$ 5145	$ 5358	$ 5571
65"H Veneer Front Personal Towers — Box/Box/File				
24"W x 18"D, Wardrobe Left*	**ZDT652418LGWL**	$ 4565	$ 4793	$ 5021
24"W x 18"D, Wardrobe Right*	**ZDT652418RGWL**	$ 4565	$ 4793	$ 5021
24"W x 24"D, Wardrobe Left	**ZDT652424LGWL**	$ 4754	$ 4972	$ 5193
24"W x 24"D, Wardrobe Right	**ZDT652424RGWL** (shown)	$ 4754	$ 4972	$ 5193
24"W x 18"D w/Sidelight, W Left*	**ZDT652418LGWSL** (shown)	$ 5091	$ 5345	$ 5600
24"W x 18"D w/Sidelight, W Right*	**ZDT652418RGWSL**	$ 5091	$ 5345	$ 5600
24"W x 24"D w/Sidelight, W Left	**ZDT652424LGWSL**	$ 5279	$ 5497	$ 5718
24"W x 24"D w/Sidelight, W Right	**ZDT652424RGWSL**	$ 5279	$ 5497	$ 5718
65"H Veneer Front Personal Towers — File/File				
24"W x 18"D, Wardrobe Left*	**ZDT652418LFWL**	$ 4432	$ 4654	$ 4875
24"W x 18"D, Wardrobe Right*	**ZDT652418RFWL**	$ 4432	$ 4654	$ 4875
24"W x 24"D, Wardrobe Left	**ZDT652424LFWL**	$ 4621	$ 4834	$ 5047
24"W x 24"D, Wardrobe Right	**ZDT652424RFWL** (shown)	$ 4621	$ 4834	$ 5047
24"W x 18"D w/Sidelight, W Left*	**ZDT652418LFWSL** (shown)	$ 4956	$ 5203	$ 5451
24"W x 18"D w/Sidelight, W Right*	**ZDT652418RFWSL**	$ 4956	$ 5203	$ 5451
24"W x 24"D w/Sidelight, W Left	**ZDT652424LFWSL**	$ 5145	$ 5358	$ 5571
24"W x 24"D w/Sidelight, W Right	**ZDT652424RFWSL**	$ 5145	$ 5358	$ 5571

Note: Pearlescent Strata™ runs vertically on 65"H towers with sidelight.

How to specify —	*1st Option:*	*2nd Option:*	*3rd Option:*	*4th Option:*	*5th Option:*	*6th Option:*
Select the Model Number from above.	**Painted Wood Paint Color:** **M11** Loft **M12** Bungalow **M13** Brownstone **M14** Brilliant White **M15** Muslin **M16** Flint	**Veneer Type and Finish:** **S** prefix for Stratawood **N** prefix for Natural	**Landscape™ Surface Material and Finish:** See page 207. **(Models with Sidelight only)** Add $21 for Grade 2	**Hardware Color:** **PR6** Silver	**Lock Option:** **STD** Standard **OMT** Omit Lock Core (Deduct $18 per lock)	**Lock Color:** **EL** Silver
Z D _ _ _ _ _ _ _ _ _ .	**M 1** _ .	_ _ _ _ _ .	_ _ _ _ .	**P R 6** .	_ _ _	**E L**

Examples: **ZDT652424LGWSL.M15.SC777.14-1210TPX.PR6.STDEL**
ZLT652418LCWL.X.LM11EX.NC777.PR6.OMT

Wood Storage

For specification information see pages 165-167.

GSA SIN 711-3

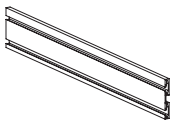

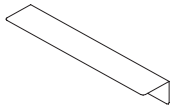

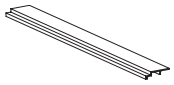

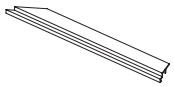

Description	Model	Core Paint List Price	Select Paint List Price
Tower Rail			
24"W Tower Rail for 24"D Tower	**Z6TR24** S	$ 121	$ 134
Rail Bracket Kit for Worksurface (PR6 Silver only)	**Z6RBK** S	N/A	$ 58
"L" Tower Bracket — for Painted Wood Towers			
"L" Tower Bracket for 18"D or 24"D	**Z6LB** S	$ 46	$ 58
Side Trim for Credenzas, Pedestals and Towers (PR6 Silver only)			
18" Side Trim*	**ZST18** S	N/A	$ 31
24" Side Trim	**ZST24** S	N/A	$ 40
Back Trim for Pedestals and Towers (PR6 Silver only)			
15" Back Trim	**ZBT15** S	N/A	$ 32
24" Back Trim	**ZBT24** S	N/A	$ 40

How to specify —

Select the Model Number from above.

1st Option:

Paint Color:

Core:
- **P7B** Loft
- **P7C** Bungalow
- **P7D** Brownstone
- **P4J** Muslin
- **P02** Flint

Select:
- **PR6** Silver (Only paint option for Rail Bracket Kit, Side Trim, and Back Trim)
- **PQ8** Brilliant White

Z[ ][ ][ ][ ][ ][ ]. P[ ][ ]

Examples: **Z6TR24.P4J** **Z6LB.PQ8** **ZST18.PR6** **Z6RBK.PR6**

S *Shippable by small-package carrier.*

Wood Storage

Stride® — Overhead Cabinets

For specification information see pages 168-169.

Painted Wood

GSA SIN 711-1

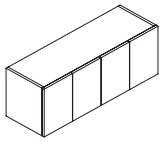

Description	Model	List Price
Overhead Cabinets — Hinged Door — 14"D x 15"H		
24"W	**ZDOC24ML**	**$ 1341**
30"W	**ZDOC30ML**	**$ 1384**
36"W	**ZDOC36ML**	**$ 1430**
42"W	**ZDOC42ML** (shown)	**$ 1475**
48"W	**ZDOC48ML**	**$ 1657**
60"W	**ZDOC60ML**	**$ 1822**

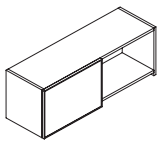

Description	Model	List Price
Overhead Cabinets — Sliding Door — 14"D x 15"H		
24"W	**ZDOC24NL**	**$ 1266**
30"W	**ZDOC30NL**	**$ 1311**
36"W	**ZDOC36NL**	**$ 1356**
42"W	**ZDOC42NL** (shown)	**$ 1401**
48"W	**ZDOC48NL**	**$ 1581**
60"W	**ZDOC60NL**	**$ 1746**

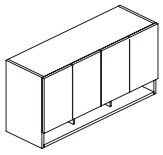

Description	Model	List Price
Overhead Cabinets — Hinged Door with Nitch — 14"D x 19⅝"H		
24"W	**ZDOC24QL**	**$ 1456**
30"W	**ZDOC30QL**	**$ 1500**
36"W	**ZDOC36QL**	**$ 1546**
42"W	**ZDOC42QL** (shown)	**$ 1664**
48"W	**ZDOC48QL**	**$ 1872**
60"W	**ZDOC60QL**	**$ 2109**

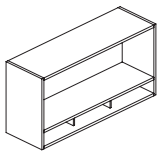

Description	Model	List Price
Overhead Cabinets – Open with Nitch — 14"D x 19⅝"H		
24"W	**ZDOC24U**	**$ 1205**
30"W	**ZDOC30U**	**$ 1250**
36"W	**ZDOC36U**	**$ 1296**
42"W	**ZDOC42U** (shown)	**$ 1416**
48"W	**ZDOC48U**	**$ 1628**
60"W	**ZDOC60U**	**$ 1867**

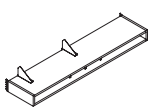

Description	Model	List Price
Shelf with Nitch — 14"D x 4⅝"H		
24"W	**ZDOC24P**	**$ 628**
30"W	**ZDOC30P**	**$ 657**
36"W	**ZDOC36P**	**$ 675**
42"W	**ZDOC42P**	**$ 701**
48"W	**ZDOC48P**	**$ 745**
60"W	**ZDOC60P**	**$ 822**

How to specify —	*1st Option:*	*2nd Option:*	*2nd Option:*	*3rd Option:*	*4th Option:*
Select the Model Number from above.	**Painted Wood Paint Color** *(if applicable)*: **M11** Loft **M12** Bungalow **M13** Brownstone **M14** Brilliant White **M15** Muslin **M16** Flint	**Metal Paint Color (for Divider on Shelf with Nitch):**	**Hardware Color** *(if applicable)*: **PR6** Silver	**Lock Option** *(if applicable)*: **STD** Standard **OMT** Omit Lock Core (Deduct $18 per lock)	**Lock Color** *(if applicable)*: **EL** Silver
Z D O C _ _ _ _ .	**M 1** _ .	**P** _ _ .	**P R 6** .	_ _ _	**E** _

Examples: **ZDOC24ML.M14.PR6.STDEL** **ZDOC24NL.M14.PR6.OMT** **ZDOC60P.M16.P02**

Wood Storage

For specification information see pages 168-169.

Stride® — Overhead Cabinets

Landscape™ Surface Front — Painted Wood

GSA SIN 711-1

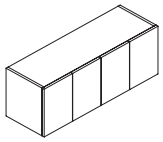

Description	Model	Grade 1 List Price	Grade 2 List Price
Overhead Cabinets – Hinged Door with Landscape Surface Front — 14"D x 15"H			
24"W	**ZDOC24MLD**	**$ 2124**	**$ 2217**
30"W	**ZDOC30MLD**	**$ 2275**	**$ 2376**
36"W	**ZDOC36MLD**	**$ 2364**	**$ 2472**
42"W	**ZDOC42MLD** (shown)	**$ 3015**	**$ 3185**
48"W	**ZDOC48MLD**	**$ 3329**	**$ 3511**
60"W	**ZDOC60MLD**	**$ 3692**	**$ 3898**

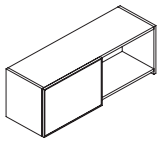

Overhead Cabinets – Sliding Door with Landscape Surface Front — 14"D x 15"H			
24"W	**ZDOC24NLD**	**$ 1662**	**$ 1707**
30"W	**ZDOC30NLD**	**$ 1757**	**$ 1808**
36"W	**ZDOC36NLD**	**$ 1826**	**$ 1878**
42"W	**ZDOC42NLD** (shown)	**$ 2175**	**$ 2259**
48"W	**ZDOC48NLD**	**$ 2419**	**$ 2512**
60"W	**ZDOC60NLD**	**$ 2685**	**$ 2786**

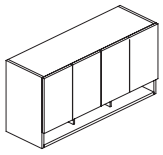

Overhead Cabinets – Hinged Door with Nitch with Landscape Surface Front — 14"D x 19⅝"H			
24"W	**ZDOC24QLD**	**$ 2240**	**$ 2333**
30"W	**ZDOC30QLD**	**$ 2389**	**$ 2490**
36"W	**ZDOC36QLD**	**$ 2479**	**$ 2587**
42"W	**ZDOC42QLD** (shown)	**$ 3203**	**$ 3373**
48"W	**ZDOC48QLD**	**$ 3545**	**$ 3727**
60"W	**ZDOC60QLD**	**$ 3981**	**$ 4187**

LANDSCAPE™ SURFACE MATERIAL OPTIONS

GRADE 1

Infinite Spectrum™
See page 29 for ordering information.

Pearlescent Strata™
PS01 Glacier
PS02 Shadow
PS04 Shell
PS05 Tortoise
PS07 Quartz

Seaglass™
SG01 Cool Mist
SG02 Warm Mist

GRADE 2

Foundation™
FD01 Sand
FD02 Taupe
FD03 Caramel D
FD04 Pure White
FD05 Flint D

Quattro
QU44 Platinum
QU55 Carbon D
QU66 White D

D ***Discontinued 12/31/2015***

How to specify —	*1st Option:*	*2nd Option:*	*2nd Option:*
Select the Model Number from above.	**Painted Wood Paint Color:** **M11** Loft **M12** Bungalow **M13** Brownstone **M14** Brilliant White **M15** Muslin **M16** Flint	**Landscape Surface Material and Finish:**	**Hardware Color:** **PR6** Silver
Z D O C _ _ _ D . M 1 _ .		**_ _ _ _ .**	**P R 6 .**

Example: **ZDOC24QLD.M14.FD01.PR6**

Wood Storage

Stride® — Overhead Storage

For specification information see pages 168-169.

Veneer Front — Painted Wood

GSA SIN 711-1

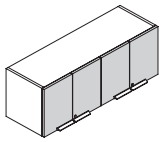

Description	Model	Painted Wood V1 List Price	Painted Wood V3 List Price	Painted Wood V5 List Price
Veneer Front Overhead Cabinets — Hinged Door — 14"D x 15"H				
24"W	**ZDOC24MWL**	$ 1568	$ 1645	$ 1724
30"W	**ZDOC30MWL**	$ 1669	$ 1752	$ 1836
36"W	**ZDOC36MWL**	$ 1771	$ 1858	$ 1948
42"W	**ZDOC42MWL** (shown)	$ 1872	$ 1966	$ 2060
48"W	**ZDOC48MWL**	$ 2112	$ 2218	$ 2323
60"W	**ZDOC60MWL**	$ 2389	$ 2509	$ 2628

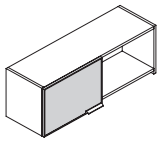

Description	Model	V1 List Price	V3 List Price	V5 List Price
Veneer Front Overhead Cabinets — Sliding Door — 14"D x 15"H				
24"W	**ZDOC24NWL**	$ 1380	$ 1448	$ 1518
30"W	**ZDOC30NWL**	$ 1452	$ 1524	$ 1597
36"W	**ZDOC36NWL**	$ 1526	$ 1602	$ 1679
42"W	**ZDOC42NWL** (shown)	$ 1600	$ 1680	$ 1759
48"W	**ZDOC48NWL**	$ 1809	$ 1900	$ 1990
60"W	**ZDOC60NWL**	$ 2030	$ 2130	$ 2234

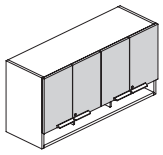

Description	Model	V1 List Price	V3 List Price	V5 List Price
Veneer Front Overhead Cabinets — Hinged Door with Nitch — 14"D x 19⅝"H				
24"W	**ZDOC24QWL**	$ 1683	$ 1760	$ 1839
30"W	**ZDOC30QWL**	$ 1784	$ 1867	$ 1951
36"W	**ZDOC36QWL**	$ 1886	$ 1973	$ 2063
42"W	**ZDOC42QWL** (shown)	$ 2060	$ 2154	$ 2248
48"W	**ZDOC48QWL**	$ 2326	$ 2432	$ 2537
60"W	**ZDOC60QWL**	$ 2678	$ 2798	$ 2917

How to specify —	*1st Option:*	*2nd Option:*	*2nd Option:*	*3rd Option:*	*4th Option:*
Select the Model Number from above.	**Painted Wood Paint Color:** **M11** Loft **M12** Bungalow **M13** Brownstone **M14** Brilliant White **M15** Muslin **M16** Flint	**Veneer Type and Finish:** **S** prefix for Stratawood **N** prefix for Natural	**Hardware Color:** **PR6** Silver	**Lock Option:** **STD** Standard **OMT** Omit Lock Core (Deduct $18)	**Lock Color:** **EL** Silver
Z D C W L .	**M 1 .**	.	**P R 6 .**		**E**

Example: **ZDOC24NWL.M14.SC777.PR6.STDEL**

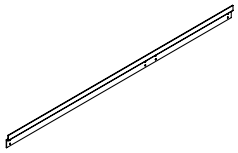

Description	Model	List Price
Horizontal Wall-Mount Brackets — for use with Painted Wood Overhead Cabinets		
24"W	YWC24Z	$ 67
30"W	YWC30Z	$ 78
36"W	YWC36Z	$ 84
42"W	YWC42Z	$ 93
48"W	YWC48Z	$ 102
60"W	YWC60Z	$ 126

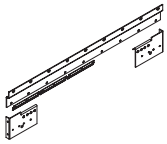

Horizontal Wall-Mount Brackets — for use with Painted Wood Shelf with Nitch		
24"W	ZWN24Z S	$ 73
30"W	ZWN30Z S	$ 82
36"W	ZWN36Z S	$ 90
42"W	ZWN42Z S	$ 97
48"W	ZWN48Z S	$ 109
60"W	ZWN60Z S	$ 134



Undercabinet LED Lights (white end caps)		
17" Undercabinet LED Tasklight	ALED17U S	$ 567
31" Undercabinet LED Tasklight	ALED31U S	$ 848

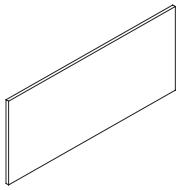

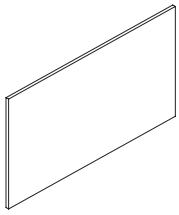

Description	Model	List Price					
		Grade A	Grade B	Grade C	Grade D	Grade E	Grade F
15"H Wall-Mounted Tackboards — for use with Overheads with Nitch							
24"W	ZWMTB1524 S	$ 502	$ 526	$ 559	$ 594	$ 636	$ 792
30"W	ZWMTB1530 S	$ 508	$ 533	$ 565	$ 600	$ 643	$ 801
36"W	ZWMTB1536 S	$ 514	$ 539	$ 572	$ 607	$ 650	$ 811
42"W	ZWMTB1542 S	$ 523	$ 548	$ 581	$ 617	$ 661	$ 823
48"W	ZWMTB1548 S	$ 530	$ 555	$ 589	$ 625	$ 670	$ 834
60"W	ZWMTB1560 S	$ 543	$ 569	$ 603	$ 640	$ 687	$ 856
20"H Wall-Mounted Tackboards — for use with Overheads without Nitch							
24"W	ZWMTB2024 S	$ 524	$ 548	$ 581	$ 616	$ 658	$ 814
30"W	ZWMTB2030 S	$ 532	$ 557	$ 589	$ 624	$ 667	$ 825
36"W	ZWMTB2036 S	$ 538	$ 563	$ 596	$ 631	$ 674	$ 835
42"W	ZWMTB2042 S	$ 548	$ 573	$ 606	$ 642	$ 686	$ 848
48"W	ZWMTB2048 S	$ 553	$ 578	$ 612	$ 648	$ 693	$ 857
60"W	ZWMTB2060 S	$ 565	$ 591	$ 625	$ 662	$ 709	$ 877

How to specify —

Select the Model Number from above.

1st Option:

Tackboard Fabric:

See inside back cover for fabrics.

Examples: **YWC24Z ZWN24Z ALED17U ZWMTB1524.COA901**

S ***Shippable by small-package carrier.***

Wood Storage

Stride® — Horizontal Storage

Painted Wood

GSA SIN 711-1

For specification information see pages 170-171.

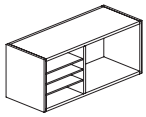

Description	Model	List Price
Full Depth Horizontal Storage — 15"D x 15"H (for mounting on panels or below worksurface)		
24"W Left	**ZDHF24LS**	$ 1161
24"W Right	**ZDHF24RS**	$ 1161
30"W	**ZDHF30S**	$ 1207
36"W Left	**ZDHF36LS** (shown)	$ 1252
36"W Right	**ZDHF36RS**	$ 1252
42"W	**ZDHF42S**	$ 1373
48"W	**ZDHF48S**	$ 1583
60"W	**ZDHF60S**	$ 1824

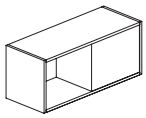

Description	Model	List Price
Shared Horizontal Storage — 15"D x 15"H (for mounting on panels or credenza rail)		
30"W Left	**ZDHS30LS**	$ 1147
30"W Right	**ZDHS30RS**	$ 1147
36"W Left	**ZDHS36LS** (shown)	$ 1195
36"W Right	**ZDHS36RS**	$ 1195
42"W Left	**ZDHS42LS**	$ 1314
42"W Right	**ZDHS42RS**	$ 1314
48"W Left	**ZDHS48LS**	$ 1526
48"W Right	**ZDHS48RS**	$ 1526
60"W Left	**ZDHS60LS**	$ 1768
60"W Right	**ZDHS60RS**	$ 1768

Note: Metal divider on shared storage available in markerboard paint MKP.

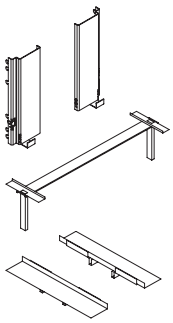

Description	Model	List Price
Full Depth Horizontal Storage Mounting Kit		
Panel Mounting Kit	**ZHFPMK** S	$ 102
Shared Horizontal Storage Mounting Kits		
30"W Panel Mounting Kit	**ZHSPMK30** S	$ 130
36"W Panel Mounting Kit	**ZHSPMK36** S	$ 137
42"W Panel Mounting Kit	**ZHSPMK42** (shown) S	$ 144
48"W Panel Mounting Kit	**ZHSPMK48** S	$ 152
60"W Panel Mounting Kit	**ZHSPMK60** S	$ 158
Credenza Rail Mounting Kit	**ZHSRMK** (shown) S	$ 117

How to specify —

Select the Model Number from above.

Z _ _ _ _ _ _ _ .

1st Option:

Paint Color for Mounting Kits *(if applicable)*:

Core:
- **P7B** Loft
- **P7C** Bungalow
- **P7D** Brownstone
- **P4J** Muslin
- **P02** Flint

Select (add $12):
- **PQ8** Brilliant White

P _ _

1st Option:

Painted Wood Paint Color *(if applicable)*:

- **M11** Loft
- **M12** Bungalow
- **M13** Brownstone
- **M14** Brilliant White
- **M15** Muslin
- **M16** Flint

M 1 _ .

2nd Option:

Metal Paint Color (for divider or shelves):

- **P7B** Loft
- **P7C** Bungalow
- **P7D** Brownstone
- **PQ8** Brilliant White
- **P4J** Muslin
- **PR6** Silver
- **P02** Flint

MKP Markerboard paint available on Shared Horizontal Storage

_ _ _

Examples: **ZDHF24LS.M14.PR6** **ZDHS30RS.M14.MKP** **ZHSPMK30.P4J** **ZHFPMK.PQ8**

S ***Shippable by small-package carrier.***

Wood Storage

For specification information see pages 172-173.

Painted, Landscape™ Surface, and Veneer Front — Painted Wood

GSA SIN 711-1

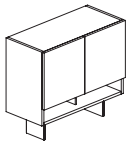

Description	Model	List Price
30"W Perch Cabinets — 14"D x 19⅝"H		
Hinged Doors with Nitch	**ZDPC30QL**	**$ 1530**
Hinged Doors with Drawers	**ZDPC30TL**	**$ 1773**

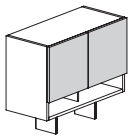

Description	Model	Grade 1 List Price	Grade 2 List Price
30"W Landscape Surface Front Perch Cabinets — 14"D x 19⅝"H			
Hinged Door with Nitch	**ZDPC30QLD** (shown)	**$ 2461**	**$ 2569**
Hinged Door with Drawers	**ZDPC30TLDL**	**$ 2703**	**$ 2811**

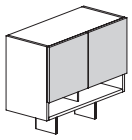

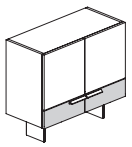

Description	Model	V1 List Price	V3 List Price	V5 List Price
30"W Veneer Front Perch Cabinets — 14"D x 19⅝"H				
Hinged doors with Nitch	**ZDPC30QWL** (shown)	**$ 1945**	**$ 2039**	**$ 2133**
Hinged doors with Drawers	**ZDPC30TWL**	**$ 2187**	**$ 2296**	**$ 2405**
30"W Landscape Surface Front Perch Cabinets — 14"D x 19⅝"H				
Hinged Door with Veneer Drawers	**ZDPC30TWLDL** (shown)	**$ 2777**	**$ 2845**	**$ 2915**

FRONT VIEW

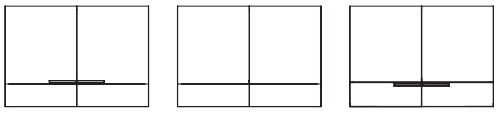

Hinged Door w/Nitch — Painted Wood or Veneer Fronts

Hinged Door w/Nitch – Landscape Surface Fronts

Hinged Door w/Drawers – Painted Wood, Veneer, or Landscape Surface

LANDSCAPE™ SURFACE MATERIAL OPTIONS

GRADE 1

Infinite Spectrum™
See page 29 for ordering information.

Pearlescent Strata™
PS01 Glacier
PS02 Shadow
PS04 Shell
PS05 Tortoise
PS07 Quartz

Seaglass™
SG01 Cool Mist
SG02 Warm Mist

GRADE 2

Foundation™
FD01 Sand
FD02 Taupe
FD03 Caramel D
FD04 Pure White
FD05 Flint D

Quattro
QU44 Platinum
QU55 Carbon D
QU66 White D

D ***Discontinued 12/31/2015***

How to specify —	*1st Option:*	*2nd Option:*	*3rd Option:*	*3rd Option:*
Select the Model Number from above.	**Painted Wood Paint Color:** **M11** Loft **M12** Bungalow **M13** Brownstone **M14** Brilliant White **M15** Muslin **M16** Flint	**Veneer Type and Finish** *(if applicable)*: **S** prefix for Stratawood **N** prefix for Natural	**Landscape Surface Material and Finish** *(if applicable)*:	**Hardware Color:** **PR6** Silver
Z D P C 3 0 _ _ _ _ . M _ _ .		**_ _ _ _ _ .**	**_ _ _ _ .**	**P R 6**

Examples: **ZDPC30QLD.M14.FD01.PR6** **ZDPC30TWLDL.M14.SE800.FD01.PR6**
ZDPC30TLDL.M14.11-0205TPX.PR6

Notes

Metal Overheads

Stride® — Working With Overhead Storage and Shelves

GSA Reference Page

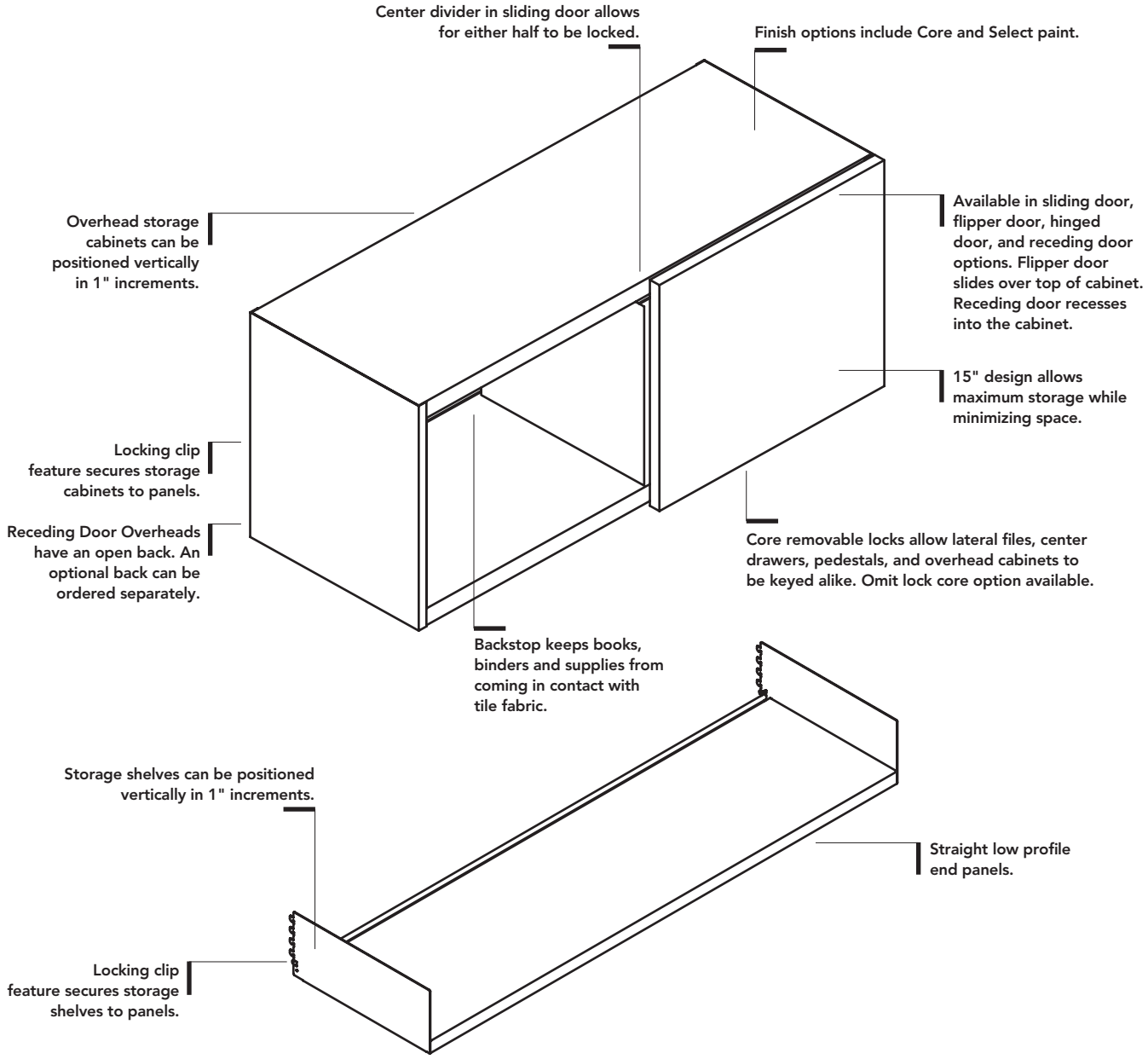

Product dimensions

Overhead Storage Cabinet	
Width	24", 30", 36", 42", 48", 60"
Inside width	Flipper or 24" -36"W Hinged door — ⅜" less than width 42"-48"W Hinged or Sliding door — two compartments that are half of ⅜" less than width
Depth	14¼" RTA models 12"
Inside depth	12⅞" Receding door 12⅛" RTA models 11⅝"
Height	15"
Inside height	12¾" Receding door 11⅝" RTA models 12¾"
Open Shelf	
Width	24", 30", 36", 42", 48", 60"
Depth	12⅞" RTA models 11½"
Height	4⅝" RTA models 5⅜"

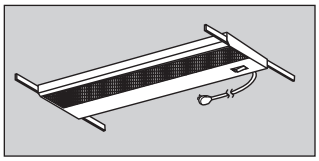

Recessed task lights can be mounted beneath storage shelves and overhead storage cabinets. Additional panel hung and freestanding lighting options are available.
Note: Do not use with laminate or painted wood storage.

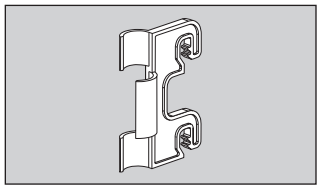

Cord retainer clips fasten into panel slots to anchor power cords. Available in black only. Clips are provided with under-shelf mounted task lights. Additional clips can be purchased separately.

Metal Overheads

Stride® — Working with Overhead Storage and Shelves

GSA Reference Page

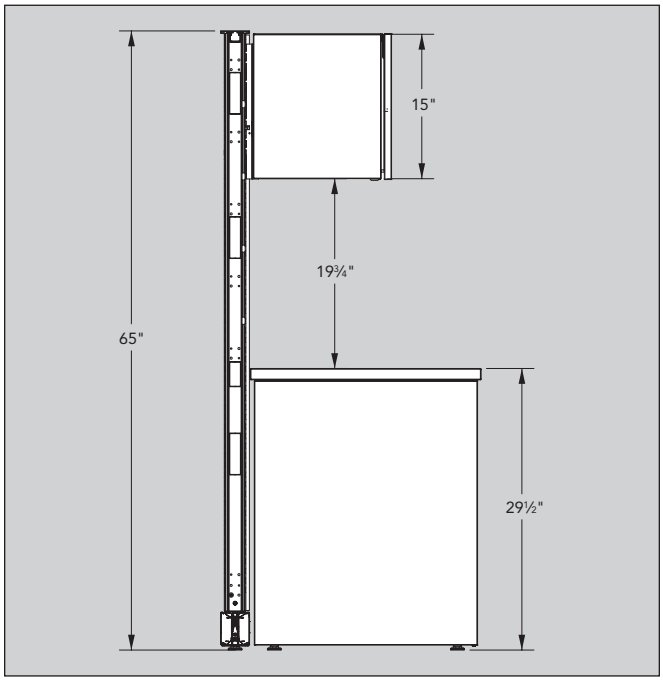

Overhead storage cabinets and open storage shelves can be mounted on Stride structural and stacking panels to a maximum height of 80". When mounting an overhead on a 57½"H base panel frame, select the option for Z57 bracket. For all other base panel frame and base panel frames with stacking frames the YZ bracket should be selected. Base panel frames with stacking frames that have an overall height of 57½" also use the YZ bracket.

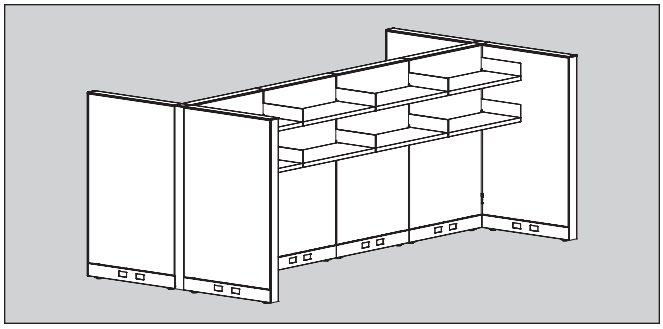

In a panel run, only two overhead storage cabinets or open storage shelves are recommended per panel side. Do not suspend more than one overhead storage unit per side from panels in a panel run which is mounted, at one or both ends, with an off-module connector kit.

When overhead storage units are suspended from stacking frames, the following guidelines should be adhered to:

- Stacking frames should be added to all the parent run panels, and to each return-panel run.
- Stacking panels added to return panel must match the parent run configuration.
- A maximum of two overhead storage units should be suspended from each side of stacking frames on any given panel.

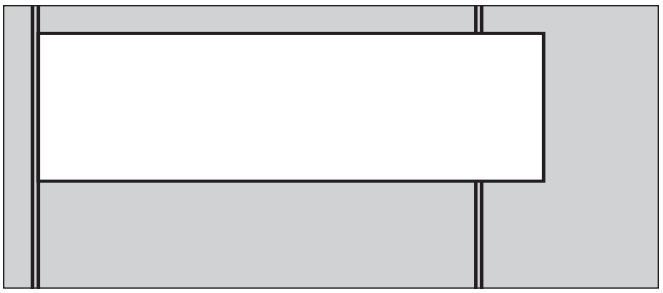

Metal Overhead Cabinets can be mounted on a panel equal to or up to 18" narrower than cabinet, or on panels wider than the overhead cabinet when using off-module kit. One side of overhead must be held on module.

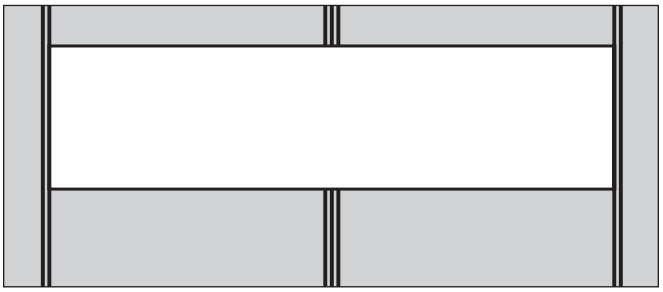

Storage shelf, receding door overhead, RTA overhead, and RTA shelf width must correspond with width of panel(s). It is possible to span two panels when combined panel width equals cabinet or shelf width.

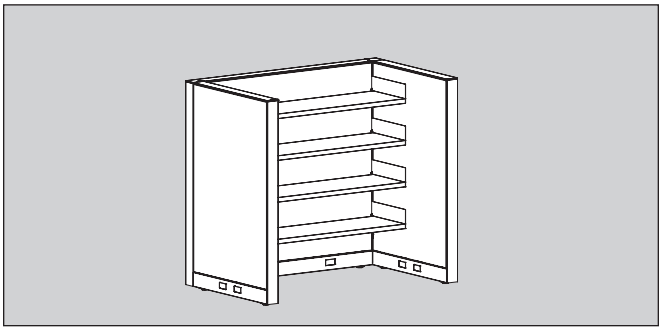

Up to 5 units can be hung on structural frames when run is supported with return panels on each side of storage shelves or overhead storage cabinets.

Metal Overheads

GSA Reference Page

Overhead Storage Cabinets

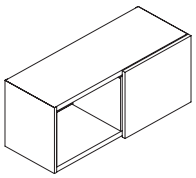

Metal Case with Single Sliding Door

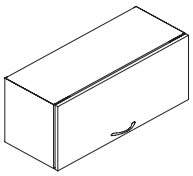

Metal Case with Metal Flipper Door

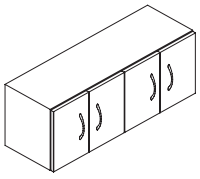

Metal Case with Metal Hinged Doors

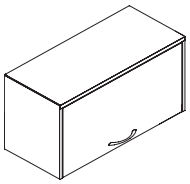

Metal Case with Metal Receding Door

Open Shelf

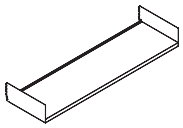

WEIGHT LIMITS

15"H Sliding, Hinged, and Flipper Door Overheads

24"W	59 lbs.
30"W	74 lbs.
36"W	90 lbs.
42"W	105 lbs.
48"W	121 lbs.
60"W	152 lbs.

Open Shelf

24"W	61 lbs.
30"W	77 lbs.
36"W	93 lbs.
42"W	108 lbs.
48"W	124 lbs.
60"W	155 lbs.

15"H Receding Door Overheads

30"W	70 lbs.
36"W	85 lbs.
42"W	100 lbs.
48"W	110 lbs.
60"W	138 lbs.

15"H Overhead Storage Cabinet (page 204)
- Steel cabinet with backstop. Cabinets are 14¼"D x 15"H.
- Available with sliding, hinged, or flipper door(s).
- Easy-Assist flipper door optional — requires minimal assistance in opening and closing. Not available on 60"W cabinets, specify 2–30"W flipper door cabinets with Easy-Assist.
- Self-engaging safety latch to secure cabinet to panel.
- Arch or Square pull optional on flipper and hinged doors.
- 60"W flipper cabinet has 2–30"W doors with 2 independent locks.
- 24"-36"W hinged door cabinets have 1 lock and 2 optional pulls, 42"-48"W have 2 locks and 4 optional pulls.
- Accommodates recessed task lighting — ordered separately.
- For locking specifications, see pages 268-270.
- 15"H cabinets can be mounted on a panel equal or up to 18" narrower than the cabinet.
- Sliding doors have a built in pull.
- When mounting an overhead on a 57½"H base panel frame, select the option for Z57 bracket. For all other base panel frame and base panel frames with stacking frames the YZ bracket should be selected. Base panel frames with stacking frames that have an overall height of 57½"H also use the YZ bracket.

Open Shelf (page 204)
- Metal shelf with back stop. Locking clips (2) standard.
- Will accommodate recessed task lighting —ordered separately.
- Width can correspond with width of panel, or 2 panels joined without a connector.

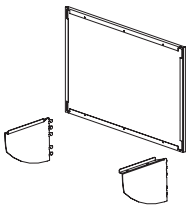

Upmount Kits for Assembled Overhead Cabinets (page 204)
- Consists of two upmount brackets, full back panel and required installation hardware.
- Allows mounting of an assembled cabinet up to 15" above height of panel. Cannot be used with RTA models.
- Specify "Z2" prefix model number upmount kits with 15"H, 30"H, 35"H, 50"H, or 65"H frames; and "Z4" prefix model numbers for use with 22½"H, 42½"H, or 57½"H frames.
- Brackets require a clearance of 6" below bottom of overhead cabinet.
- Width must correspond with width of panel frame or 2 panel frames joined directly inline.
- Full back panel adds ½" to depth of overhead case.
- Full back panel only used when upmounting cabinet.

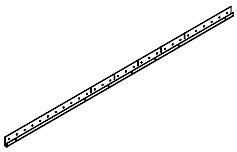

Horizontal Wall Track (page 204)
- Allows mounting overheads on permanent wall structures ONLY.
- Cannot be used with RTA models.
- Track is 60"W and notched at 6" intervals as a guide for field cutting.
- Field modification necessary for use with sliding door overhead.
- Available in black only. Attachment hardware not included.

15"H Receding Door Overhead (page 205)
- Steel cabinet with open back. Optional back ordered separately.
- Arch or Square pull optional.
- 60"W cabinet has 2 30"W doors with 2 independent locks.
- Accommodates recessed task lighting — ordered separately.
- For locking specification, see pages 268-270.
- Cabinets are 13¼"D x 15"H. When door is recessed, interior dimensions are 12⅛"D x 11⅛"H.

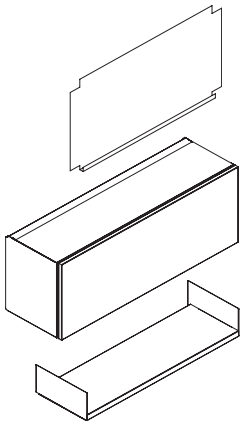

Receding Door Overhead Back (page 205)
- Optional, order width to match receding door overhead.

Ready to Assemble (RTA) Flipper Door Overhead (page 205)
- Steel cabinet with open back.
- 60"W and 72"W cabinets have 2 doors with independent locks.
- Accommodates recessed task lighting — ordered separately.
- Random keying, for locking specifications see pages 268-270.
- Cabinets are 12"D x 15"H. Interior dimensions 11⅝"D x 12¾"H.

Ready to Assemble (RTA) Shelf (page 205)
- Metal shelf with locking clips.
- Accommodates recessed task lighting — ordered separately.

Metal Overheads & Shelves

Stride® — Overheads

For specification information see pages 201-203.

GSA SIN 711-1

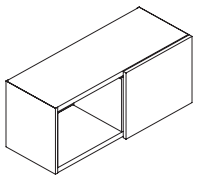

Description	Model	Core List Price	Select List Price
15"H x 14¼"D Sliding Single Door Overhead Cabinets			
24"W	OH1524SD	$ 525	$ 585
30"W	OH1530SD	$ 536	$ 596
36"W	OH1536SD	$ 562	$ 622
42 W	OH1542SD	$ 588	$ 648
48"W	OH1548SD	$ 613	$ 673
60"W	OH1560SD	$ 810	$ 870

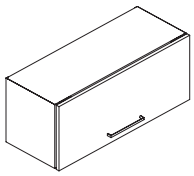

15"H x 14¼"D Flipper Door Overhead Cabinets			
24"W	OH1524FD	$ 525	$ 585
30"W	OH1530FD	$ 536	$ 596
36"W	OH1536FD	$ 562	$ 622
42 W	OH1542FD	$ 588	$ 648
48"W	OH1548FD	$ 613	$ 673
60"W	OH1560FD	$ 810	$ 870

Note: Add suffix **A** for arch pull or **S** for square pull to model number — add $31 per pull.
For "Easy-Assist" on 24"W-48"W change FD suffix to FE – add $191

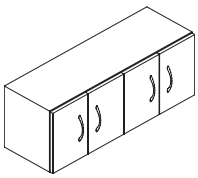

15"H x 141/4"D Hinged Door Overhead Cabinets			
24"W	OH1524HD	$ 910	$ 968
30"W	OH1530HD	$ 949	$ 1007
36"W	OH1536HD	$ 995	$ 1053
42 W	OH1542HD	$ 1037	$ 1095
48"W	OH1548HD	$ 1075	$ 1133

Note: Add suffix **A** for arch pull or **S** for square pull to model number — add $31 per pull.

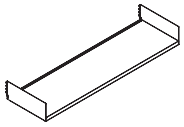

Open Shelf (to line up with 15"H Overheads) — 12½"D			
24"W	ZS24 S	$ 225	$ 244
30"W	ZS30 S	$ 244	$ 263
36"W	ZS36 S	$ 258	$ 277
42"W	ZS42 S	$ 268	$ 287
48"W	ZS48 S	$ 282	$ 301
60"W	ZS60	$ 343	$ 362

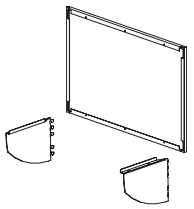

Upmount Kits for Overhead Cabinets — Specify "Z4" prefix models with 22½"H, 42½"H, or 57½"H frames; "Z2" prefix for other heights.			
24"W	Z ␣ UP24 S	$ 138	$ 158
30"W	Z ␣ UP30 S	$ 143	$ 163
36"W	Z ␣ UP36 S	$ 149	$ 169
42"W	Z ␣ UP42 S	$ 156	$ 176
48"W	Z ␣ UP48 S	$ 163	$ 183
60"W	Z ␣ UP60 S	$ 174	$ 194

Shelf Dividers			
Package of 6	T7DV S	$ 82	$ 92

Note: Not compatible with RTA models.

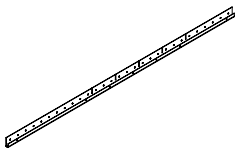

Horizontal Wall Track			
60"W Track	TWTH S	$ 73	N/A

How to specify —	*1st Option:*	*2nd Option:*	*3rd Option:*	*4th Option:*	*5th Option:*
Select the Model Number from above.	**Pull** *(if applicable)*: **A** Arch pull, add $31 per pull **S** Square pull, add $31 per pull	**System** *(if applicable)*: **YZ** Stride or Terrace (except 57"H) **Z57** Stride or Terrace 57"H	**Paint:** C S See inside front cover for finishes.	**Pull Color** *(if applicable)*: **Arch:** **E4** Black **EL** Matte Silver **Square:** **EL** Matte Silver	**Lock Type:** *(if applicable)*: **STD** Standard — Random Keyed **OMT** Omit Lock Core (Deduct $18 per door)
	.	.	P .	E .	

Examples: OH1524FEA.YZ.P4J.E4.STD OH1548FDS.YZ.P52.EL.OMT OH1560SD.YZ.PR2.STD ZS24.P4J T7DV.P7D TWTH.P27

S *Shippable by small-package carrier.*

Metal Overheads

For specification information see pages 201-203.

GSA SIN 711-1

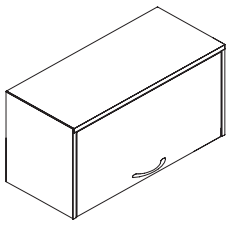

Description	Model	Core Paint List Price	Select Paint List Price
15"H x 13¼"D Receding Door Overheads (Inside dimensions with door recessed — 11⅝"H x 12⅛"D)			
30"W	**OH1530RD**	**$ 635**	**$ 695**
36"W	**OH1536RD**	**$ 671**	**$ 731**
42"W	**OH1542RD**	**$ 713**	**$ 773**
48"W	**OH1548RD**	**$ 772**	**$ 832**
60"W	**OH1560RD**	**$ 1168**	**$ 1228**

Note: Add Suffix **A** for arch pull or **S** for square pull option — add $31 per pull.

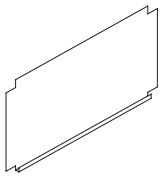

15"H Receding Door Overhead Back			
30"W	**RD30FB**	**$ 85**	**$ 105**
36"W	**RD36FB**	**$ 91**	**$ 111**
42"W	**RD42FB**	**$ 97**	**$ 117**
48"W	**RD48FB**	**$ 104**	**$ 124**
60"W	**RD60FB**	**$ 127**	**$ 147**

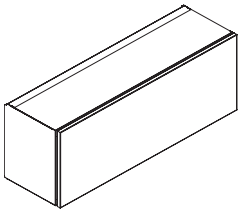

15"H x 12"D Ready to Assemble (RTA) Flipper Door Overhead (Inside dimensions 12¾"H x 11⅛"D)			
24"W RTA — Flipper Door	**POHRTA1524FD**	**$ 412**	**$ 471**
30"W RTA — Flipper Door	**POHRTA1530FD**	**$ 421**	**$ 480**
36"W RTA — Flipper Door	**POHRTA1536FD**	**$ 441**	**$ 500**
42"W RTA — Flipper Door	**POHRTA1542FD**	**$ 461**	**$ 520**
48"W RTA — Flipper Door	**POHRTA1548FD**	**$ 481**	**$ 540**
60"W RTA — Flipper Door	**POHRTA1560FD**	**$ 637**	**$ 696**
72"W RTA — Flipper Door	**POHRTA1572FD**	**$ 860**	**$ 919**

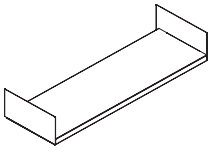

5⅝"H x 12"D Ready to Assemble (RTA) Shelf			
24"W RTA — Shelf	**POHRTA24S**	**$ 202**	**$ 220**
30"W RTA — Shelf	**POHRTA30S**	**$ 219**	**$ 237**
36"W RTA — Shelf	**POHRTA36S**	**$ 232**	**$ 250**
42"W RTA — Shelf	**POHRTA42S**	**$ 241**	**$ 259**
48"W RTA — Shelf	**POHRTA48S**	**$ 254**	**$ 272**
60"W RTA — Shelf	**POHRTA60S**	**$ 309**	**$ 327**
72"W RTA — Shelf	**POHRTA72S**	**$ 452**	**$ 470**

How to specify —	*1st Option:*	*2nd Option:*	*3rd Option:*	*4th Option:*	*5th Option:*
Select the Model Number from above.	**Receding Door Pull** *(if applicable)*: **A** Arch Pull, add $31 per pull **S** Square Pull, add $31 per pull	**System for Receding Door Overhead** *(if applicable)*: **YZ** Stride, Terrace, or Concensys **Z57** 57½"H Stride or Terrace	**Paint:** C S See inside front cover for finishes.	**Receding Door Pull Color** *(if applicable)*: **Arch:** **E4** Black **EL** Silver **Square:** **EL** Silver	**Receding Door Lock** *(if applicable)*: **STD** Standard **OMT** Omit Lock Core (Deduct $18 per door)
_____	_____ .	_____ .	P _____	E _____ .	_____

Examples: **OH1560RD.YZ.P7C.STD** **OH1536RDA.YZ.P27.E4.OMT**
POHRTA1536FD.P27 **RD30FB.P27**

Benching

GSA Reference Page

Stride benching offers a fresh and clean aesthetic, easy to understand planning, and comfortable, progressive design. Stride beam-based benching supports long spans up to 15 feet and offers open or closed leg design. Stride screen-based benching utilizes a center support screen, either fabric or tool rail, with a maximum span of 6 feet between supports. Either design can utilize the ingenious cantilever storage designed for benching.

Stride Beam-Based Benching Guidelines:

1. The maximum length of a run for a Stride bench is 60 feet. Spans greater than 15 feet require a mid support.
2. End supports create 5" of creep on each bench (2½" per support).
3. Return worksurface can be added for additional workspace perpendicular to the bench.
4. Only box/file pedestals will fit under the bench due to interference from the support beam. The clearance from the floor to the bottom of the beam is 23⅛". The clearance from the front of the beam to the front of the worksurface is 18". A low credenza with a credenza top will fit under the beam with the bench leveled up to ¼".

Note: For end counters and end counter storage see pages 224-225.

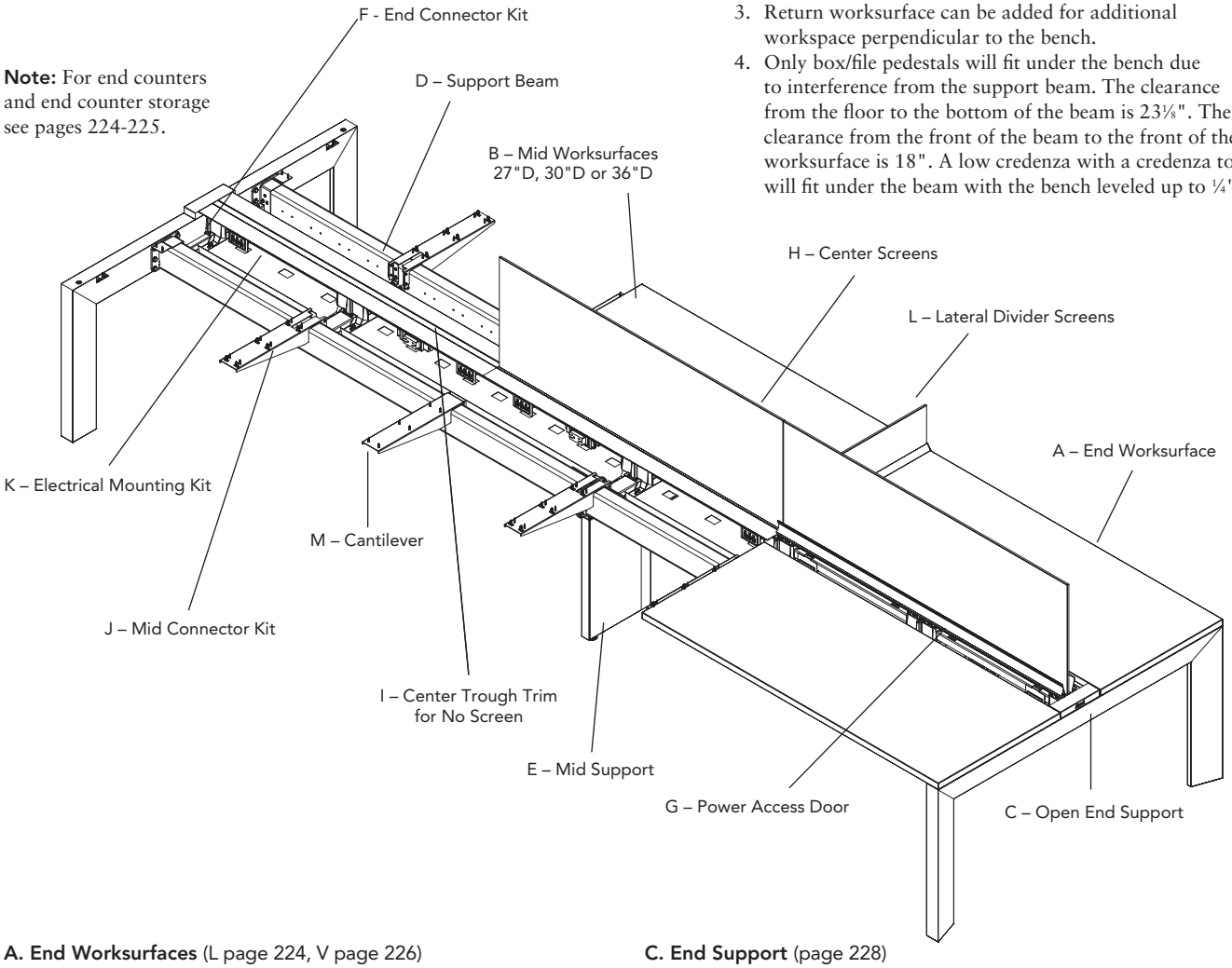

A. End Worksurfaces (L page 224, V page 226)

- Required at both ends of a bench run. End worksurfaces are +2½" over nominal to extend over end supports. They are specific to the Stride bench, therefore systems worksurfaces cannot be used.
- End worksurfaces are non-handed.
- Nominal depth is the measurement from user edge to center of bench. Nominal Sizes: 48"W-96"W; 27"D, 30"D, and 36"D. Actual Sizes: 50½"W-98½"W; 22¾"D, 25¾"D, and 31¾"D.
- Finishes: laminate with flat or rabbet edge; veneer with square or rabbet edge.
- On the underside of end worksurfaces there is a channel for routing of the in-feed cable between the beam and underside of surface for use with open leg in-feed cover (model ZELNCVR).

B. Mid Worksurfaces (L page 224, V page 226)

- Mid worksurfaces are placed between end worksurfaces to run the length of the bench.
- Mid worksurfaces are specially sized and are specific to the Stride bench, therefore standard systems worksurfaces cannot be used.
- Nominal Sizes: 48"W-96"W; 27"D, 30"D, and 36"D. Actual Sizes: 48"W-96"W; 22¾"D, 25¾"D, and 31¾"D.
- Finishes: laminate with flat or rabbet edge; veneer with square or rabbet edge.

C. End Support (page 228)

- For use on the end of a bench run. End supports are available in open or closed.
- Width of end support adds 2½" to length of run of the bench.
- Sizes: 54"D, 60"D, and 72"D. For support at 29½"H, leveling glides provide 2¾" of additional adjustment.
- Open End Support Finish: painted metal — Core or Select.
- Closed End Support Finishes: painted metal — Core or Select; veneer with painted metal accent trim — Core or Select.

Open End Supports (page 228)

- An optional in-feed cover to conceal electrical in-feed is available — order model ZELNCVR separately.
- Open end support painted metal — Core or Select.

Closed End Supports (page 228)

- Specify paint for metal closed end or veneer finish for veneer closed end. In addition, specify paint for accent trim and interior of end support — each paint option may be a different Core or Select color.
- Has a removable access door for data and electrical entry. For a cleaner aesthetic, the door can be flipped to conceal the cut out if not being used for data/electrical entry.

Stride® — Working With Dual-Sided Bench

GSA Reference Page

D. Support Beam (page 229)
- The support beam is constructed of high strength steel and provides the foundation of the bench.
- The length of each beam is independent of the worksurfaces and screens mounted atop.
- Two parallel beam assemblies extend between end supports.
- 18" knee space exists between the front of the worksurface and the front of the beam.
- Sizes: 60"W, 72"W, 84"W, 90"W, 96"W.

E. Mid Supports (pages 228, 232)
- Required on spans greater than 15 feet and can be mounted every 6" along the length of beam.
- Sits directly under beams and thus must correspond to end support dimension.
- Mid supports can sit directly under a mid connector kit, but not within 6" on either side of a mid connector kit.
- Cannot be used at end of run in place of an end support.
- Flush to front edges of the beams.
- When using a single-sided, mounted mid support, the bench must be anchored to the floor.
- The freestanding mid support and mounted mid support have a cavity for electrical in-feed to pass through. The cavity is accessed by removable panel.
- In-feed enters from the side, not directly beneath support.
- Dual-sided bench sizes: 54"D, 60"D, 72"D

F. End Connector Kit (page 229)
- The end connector kit is used to trim the end of the bench and includes a cross piece, an end connector, and end trim.
- Provides a connection point for screens, trough trim, power access door, and electrical mounting kit.
- Two end connector kits are required to complete every bench.
- Dual-sided bench sizes: 54"D, 60"D, 72"D

G. Power Access Door (page 230)
- Hinged door that provides access to power and data housed within the center trough of the bench.
- Located between the worksurface and center screen of dual-sided bench or back of a single-sided bench.
- There is a ⅛" gap between the power access door and worksurface to allow cords to pass into the trough.
- Must be on-module with electrical mounting kit and mid connector kit.
- Sizes: 24"W-60"W; 3"D

H. Center Screens (pages 234-236)
- Center screens are an optional addition to the bench and run down the center trough along the length of the bench providing privacy between users across the bench.
- Sizes: 13"H (to line up with Stride 42½"H) and 20½"H (to line up with Stride 50"H)
- Materials: Clear or Frosted glass; tackable fabric; tool rail; tool rail with fabric insert (cannot mix materials on same bench).

I. Center Trough Trim for No Screen (page 234)
- Used to finish center of bench when center screens are not used. The center trough trim can span multiple connectors on-module.
- Sizes: 24"W-96"W

J. Mid Connector Kit (page 229)
- The mid connector kit includes everything needed to mount trough components: a cross piece, cantilevers, and mid connectors.
- Screens, power access door, and electrical mounting kit all mount to the mid connector kit.
- Must be on-module with screen and electrical.
- At least one mid connector kit is required to complete every bench.
- Tool rail screens 48"W and greater have a center connection that requires an additional mid connector kit for placement at the center of the screen — this must be ordered separately. Two electrical mounting kits must be ordered for between the mid connector kits. On 48"W tool rail screens — order 2–24"W electrical mounting kits; on 54"W tool rail screens — order 1–24"W and 1–30"W electrical mounting kits; on 60"W tool rail screens — 2–30"W electrical mounting kits.
- Sizes: 54"D, 60"D, and 72"D

K. Electrical Mounting Kit (page 230)
- Includes everything needed to mount 8-wire electrical between mid connector kits in a bench: an electrical mounting bracket, electrical mounting channel, wire management trough, and hardware.
- Must be on-module with power access door and center screen.
- Must match the length of electrical power harness.
- The number of electrical mounting kits determines the number of mid connector kits required.
- Mounts between connectors.
- Sizes: 24"W-60"W.

L. Lateral Divider Screens (page 236)
- Optional addition to the bench that provides space division and privacy between users on the same side of the bench.
- Sizes: 8"H and 13"H
- Materials: Clear or Frosted glass; tackable fabric; writeable glass (13"H only)

M. Cantilever (page 229)
- Additional cantilevers are required when mid connectors are greater than 36" apart — order separately as required.

Benching

Stride® — Working with Single-Sided Bench

GSA Reference Page

The single-sided bench is ideal for use around the perimeter of a room or other places where only one side of seating is required. Many of the components used for the dual-sided bench are also compatible with the single-sided bench, however, there are some components specific to the single-sided bench — they are designated in the illustration below.

Stride Benching Guidelines:

1. The maximum length of a run for a Stride bench is 60 feet. Spans greater than 15 feet require a mid support.
2. End supports create 5" of creep on each bench (2½" per support).
3. Return worksurface can be added for additional workspace perpendicular to the bench.
4. Only box/file pedestals will fit under the bench due to interference from the support beam. The clearance from the floor to the bottom of the beam is 23⅛". The clearance from the front of the beam to the front of the worksurface is 18". A low credenza with a credenza top will fit under the beam with the bench leveled up to ¼".

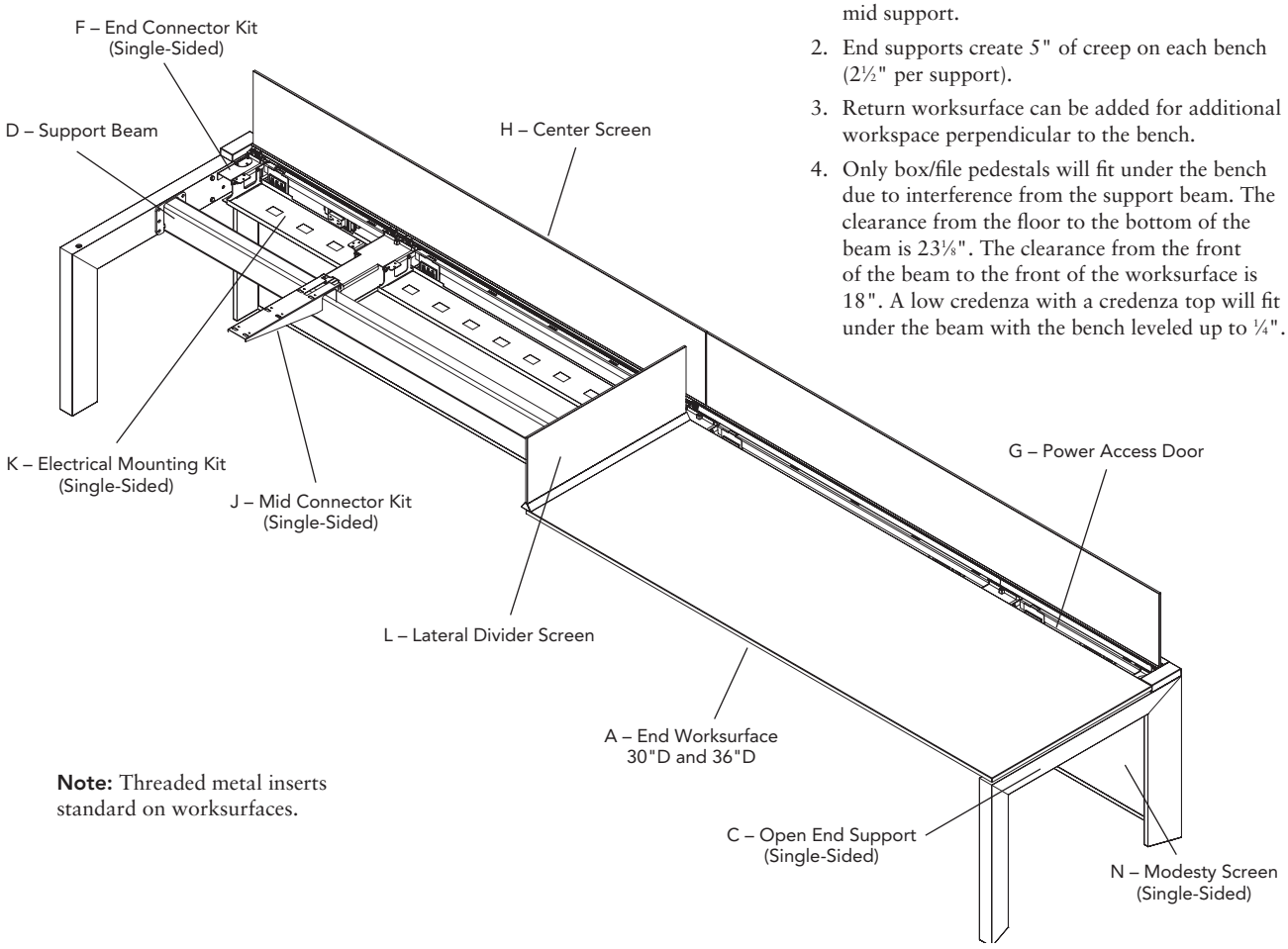

Note: Threaded metal inserts standard on worksurfaces.

A. End Worksurfaces (L page 224, V page 226)

- Required at both ends of a bench run. End worksurfaces are sized +2½" over nominal to extend over end supports and they are specific to the Stride bench, therefore standard systems worksurfaces cannot be used.
- End worksurfaces are non-handed.
- Nominal depth is the measurement from user edge to center of bench. Nominal sizes: 48"W-96"W; 30"D and 36"D. Actual Sizes: 50½"W-98½"W; 25¾"D and 31¾"D.
- Finishes: laminate with flat or rabbet edge; veneer with square or rabbet edge.
- On the underside of end worksurfaces there is a channel for routing of the in-feed cable between the beam and underside of surface for use with open leg in-feed cover (model ZELNCVR).

B. Mid Worksurfaces (L page 225, V page 227)

- Mid worksurfaces are placed between end worksurfaces to run the length of the bench. Mid worksurfaces are non-handed.
- Mid worksurfaces are specially sized and are specific to the Stride bench, therefore standard systems worksurfaces cannot be used.
- Nominal sizes: 48"W-96"W; 30"D and 36"D. Actual sizes: 48"W-96"W; 25¾"D and 31¾"D.
- Finishes: laminate with flat or rabbet edge; veneer with square or rabbet edge.

C. End Support (L and V page 228)

- For use on the end of a bench run. End supports are available in open or closed.
- Width of end support adds 2½" to length of run of the bench.
- Sizes: 32"D and 38"D. For 32"D use 30" surfaces; for 38"D use 36"D surfaces.
- For support at 29½"H, leveling glides provide 2¾" of additional adjustment.

Open End Supports (page 228)

- An optional in-feed cover to conceal electrical in-feed is available — order model ZELNCVR separately.
- Open end support painted metal — Core or Select

Closed End Supports (page 228)

- Specify paint for metal closed end or veneer finish for veneer closed end. In addition, specify paint for accent trim and interior of end support — each paint option may be a different Core or Select color.
- Has a removable access door for data and electrical entry. For a cleaner aesthetic, the door can be flipped to conceal the cut out if not being used for data/electrical entry.

D. Support Beam (page 229)
- The support beam is constructed of high strength steel and provides the foundation of the bench.
- The length of each beam is independent of the worksurfaces and screens mounted atop.
- Two parallel beam assemblies extend between end supports.
- 18" knee space exists between the front of the worksurface and the front of the beam.
- Sizes: 60"W, 72"W, 84"W, 90"W, 96"W.

E. Freestanding Mid Support and Mounted Mid Support (page 228 and 232)
- Required on spans greater than 15 feet and can be mounted every 6" along the length of beam, except for +/-6" around the center of connector.
- Sits directly under beams and thus must correspond to end support dimension.
- Mid supports can sit directly under a mid connector kit, but not within 6" on either side of a mid connector kit.
- Cannot be used at end of run in place of an end support.
- Flush to front edges of the beams.
- When using a mounted mid support, the bench must be anchored to the floor.
- The freestanding mid support and mounted mid support have a cavity for electrical in-feed to pass through. The cavity is accessed by removable panel.
- In-feed enters from the side, not directly beneath support.
- Single-sided bench sizes: 32"D and 38"D.

F. End Connector Kit (page 229)
- The end connector kit is used to trim the end of the bench and includes a cross piece, an end connector, and end trim.
- Provides a connection point for screens, trough trim, power access door, and electrical mounting kit.
- Two end connector kits are required to complete every bench.
- On a single-sided bench the end connector kit is handed
- Single-sided bench sizes: 32"D and 38"D.

G. Power Access Door (page 230)
- Hinged door that provides access to power and data housed within the center trough of the bench.
- Located between the worksurface and center screen of dual-sided bench or back of a single-sided bench.
- There is a ⅝" gap between the power access door and worksurface to allow cords to pass into the trough.
- Must be on-module with electrical mounting kit and mid connector kit.
- Sizes: 24"W-60"W; 3"D

H. Center Screens (page 234)
- Center screens are an optional addition to the back side on a single-sided bench. They run down the center trough along the length of the bench providing privacy.
- Sizes: 13"H (to line up with Stride 42½"H) and 20½"H (to line up with Stride 50"H)
- Materials: Clear or Frosted glass; tackable fabric; tool rail; tool rail with fabric insert (cannot mix materials on same bench).

I. Center Trough Trim for No Screen (page 234)
- Used to finish center of bench when center screens are not used. The center trough trim can span multiple connectors on-module.
- Sizes: 24"W-60"W

J. Mid Connector Kit (page 229)
- The mid connector kit includes everything needed to mount trough components: a cross piece, cantilevers and mid connectors.
- Screens, power access door, and electrical mounting kit all mount to the mid connector kit.
- Must be on-module with screen and electrical.
- At least one mid connector kit is required to complete every bench.
- Tool rail screens 48"W and greater have a center connection that requires an additional mid connector kit for placement at the center of the screen — this must be ordered separately. Two electrical mounting kits must be ordered for between the mid connector kits: On 48"W tool rail screens — order 2–24"W electrical mounting kits; on 54"W tool rail screens — order 1–24"W and 1–30"W electrical mounting kits; on 60"W tool rail screens — 2–30"W electrical mounting kits.
- Single-sided bench sizes: 32"D and 38"D.

K. Electrical Mounting Kit (page 230)
- Includes everything needed to mount 8-wire electrical between mid connector kits in a bench: an electrical mounting bracket, electrical mounting channel, wire management trough, and hardware.
- Must be on-module with power access door and center screen.
- Must match the length of electrical power harness.
- The number of electrical mounting kits determines the number of mid connector kits required.
- Mounts between connectors.
- Sizes: 24"W-60"W.

L. Lateral Divider Screens (page 236)
- Optional addition to the bench that provides space division and privacy between users on the same side of the bench.
- Sizes: 8"H and 13"H
- Materials: Clear or Frosted glass; tackable fabric; writeable glass (13"H only)

M. Cantilever (page 229)
- Additional cantilevers are required when mid connectors are greater than 36" apart — order separately as required.

N. Modesty Screens (page 236)
- Used to finish the back side of a single-sided bench. Also recommended for aesthetic purposes when center screen is not specified.
- Sizes: 14"H half-height and 30"H full height.

Benching

Stride® — Dual-Sided Bench Typical Matrix

GSA Reference Page

Dual-Sided Bench Typical Matrix

This matrix can be used as a guide for building a dual-sided bench.

Note: There are hundreds of additional combinations possible.

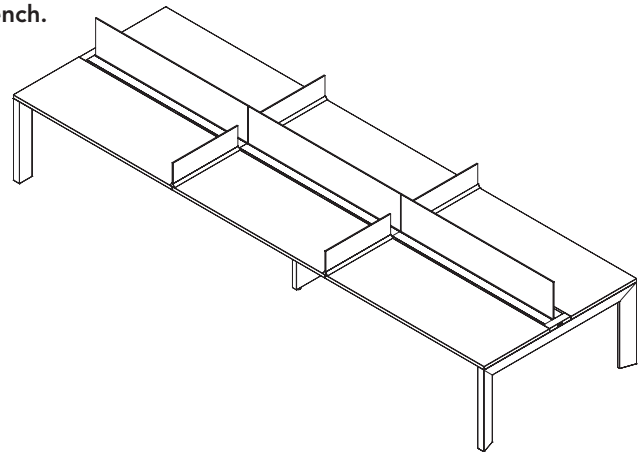

Components are listed based on size selected.

Typicals below are available on our Typicals Gallery and include: laminate flat edge surfaces, painted open ends and all supports, electrical mounting kits, and power access doors. **Items not included but often added** based on needs and/or preferences include the following: screens, electrical harnesses, duplexes, electrical in-feeds, and storage.

Bench Length	Bench Width	# Person Bench	Worksurface Widths	End Worksurfaces	Mid Worksurfaces	Beam Length	Qty Beams	End Supports	End Connector Kits	Mid Supports	Mid Connector Kits	Cantilevers	Electrical Mounting Kits	Power Access Doors
8'5"	4'6"/5'/6'	4	48"	4	0	96"	2	2	2	0	1	4	2 (48")	4 (48")
10'5"	4'6"/5'/6'	4	60"	4	0	60"	4	2	2	0	1	4	2 (60")	4 (60")
12'5"	4'6"/5'/6'	4	72"	4	0	72"	4	2	2	0	3	0	4 (36")	8 (36")
14'5"	4'6"/5'/6'	4	84"	4	0	84"	4	2	2	0	3	8	4 (42")	8 (42")
16'5"	4'6"/5'/6'	4	96"	4	0	96"	4	2	2	1	3	8	4 (48")	8 (48")
12'5"	5'/6'	6	48"	4	2	72"	4	2	2	0	2	6	3 (48")	6 (48")
15'5"	5'/6'	6	60"	4	2	90"	4	2	2	0	2	6	3 (60")	6 (60")
18'5"	4'6"/5'/6'	6	72"	4	2	72"	6	2	2	1	5	0	6 (36")	12 (36")
20'5"	4'6"/5'/6'	6	84"	4	2	84"	6	2	2	1	5	12	6 (42")	12 (42")
24'5"	4'6"/5'/6'	6	96"	4	2	96"	6	2	2	1	5	12	6 (48")	12 (48")
16'5"	4'6"/5'/6'	8	96"	4	0	96"	4	2	2	1	3	8	4 (48")	8 (48")
20'5"	5'/6'	8	60"	4	4	72" & 96"	4 (72") & 2 (96")	2	2	1	3	8	4 (60")	8 (60")
24'5"	5'/6'	8	72"	4	4	96"	6	2	2	1	7	0	8 (36")	16 (36")
28'5"	4'6"/5'/6'	8	84"	4	4	84"	8	2	2	1	7	16	8 (42")	16 (42")
32'5"	4'6"/5'/6'	8	96"	4	4	96"	8	2	2	2	7	16	8 (48")	16 (48")
20'5"	5'/6'	10	96" & 48"	4 (96")	2 (48")	72" & 96"	4 (72") & 2 (96")	2	2	1	4	10	5 (48")	10 (48")
25'5"	5'/6'	10	60"	4	6	60"& 90"	4 (60") & 4 (90")	2	2	1	4	10	5 (60")	10 (60")
30'5"	5'/6'	10	72"	4	6	72" & 96"	2 (72") & 6 (96")	2	2	1	9	0	10 (36")	20 (36")
35'5"	4'6"/5'/6'	10	84"	4	6	84"	10	2	2	2	9	20	10 (42")	20 (42")
40'5"	4'6"/5'/6'	10	96"	4	6	96"	10	2	2	2	9	20	10 (48")	20 (48")

Stride® — Single-Sided Bench Typical Matrix

GSA Reference Page

Single-Sided Bench Typical Matrix

This matrix can be used as a guide for building a single-sided bench.

Note: There are hundreds of additional combinations possible.

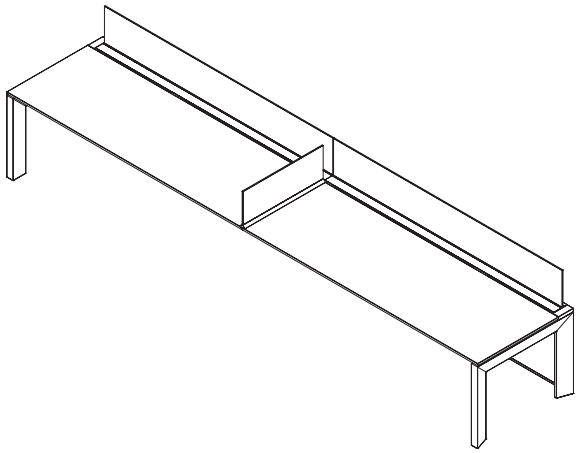

Components are listed based on size selected.

Typicals below are available on our Typicals Gallery and include: laminate flat edge surfaces, painted open ends and all supports, electrical mounting kits, and power access doors. **Items not included but often added** based on needs and/or preferences include the following: screens, electrical harnesses, duplexes, electrical in-feeds, and storage.

Bench Length	Bench Width	# Person Bench	Worksurface Widths	End Worksurfaces	Mid Worksurfaces	Beam Length	Qty Beams	End Supports	End Connector Kits	Mid Supports	Mid Connector Kits	Cantilevers	Electrical Mounting Kits	Power Access Doors
8'5"	2'8"/3'2"	2	48"	2	0	96"	1	2	1 left, 1 right	0	1	2	2 (48")	2 (48")
10'5"	2'8"/3'2"	2	60"	2	0	60"	2	2	1 left, 1 right	0	1	2	2 (60")	2 (60")
12'5"	2'8"/3'2"	2	72"	2	0	72"	2	2	1 left, 1 right	0	3	0	4 (36")	4 (36")
14'5"	2'8"/3'2"	2	84"	2	0	84"	2	2	1 left, 1 right	0	3	4	4 (42")	4 (42")
16'5"	2'8"/3'2"	2	96"	2	0	96"	2	2	1 left, 1 right	1	3	4	4 (48")	4 (48")
12'5"	3'2"	3	48"	2	1	72"	2	2	1 left, 1 right	0	2	3	3 (48")	3 (48")
15'5"	3'2"	3	60"	2	1	90"	2	2	1 left, 1 right	0	2	3	3 (60")	3 (60")
18'5"	2'8"/3'2"	3	72"	2	1	72"	3	2	1 left, 1 right	1	5	0	6 (36")	6 (36")
20'5"	2'8"/3'2"	3	84"	2	1	84"	3	2	1 left, 1 right	1	5	6	6 (42")	6 (42")
24'5"	2'8"/3'2"	3	96"	2	1	96"	3	2	1 left, 1 right	1	5	6	6 (48")	6 (48")
16'5"	3'2"	4	96"	2	0	96"	2	2	1 left, 1 right	1	3	4	4 (48")	4 (48")
20'5"	3'2"	4	60"	2	2	72" & 96"	1 (60") & 2 (90")	2	1 left, 1 right	1	3	4	4 (60")	4 (60")
24'5"	2'8"/3'2"	4	72"	2	2	96"	3	2	1 left, 1 right	1	7	0	8 (36")	8 (36")
28'5"	2'8"/3'2"	4	84"	2	2	84"	4	2	1 left, 1 right	1	7	8	8 (42")	8 (42")
32'5"	2'8"/3'2"	4	96"	2	2	96"	4	2	1 left, 1 right	2	7	8	8 (48")	8 (48")
20'5"	3'2"	5	96" & 48"	2 (96")	1 (48")	72" & 96"	2 (72") & 1 (96")	2	1 left, 1 right	1	4	5	5 (48")	5 (48")
25'5"	3'2"	5	60"	2	3	60" & 90"	1 (60"), 1 (72") & 2 (84")	2	1 left, 1 right	1	4	5	5 (60")	5 (60")
30'5"	3'2"	5	72"	2	3	72" & 96"	1 (72") & 3 (96")	2	1 left, 1 right	1	9	0	10 (36")	10 (36")
35'5"	2'8"/3'2"	5	84"	2	3	84"	5	2	1 left, 1 right	2	9	10	10 (42")	10 (42")
40'5"	2'8"/3'2"	5	96"	2	3	96"	5	2	1 left, 1 right	3	9	10	10 (48")	10 (48")

Benching

Stride® — End Counters and Storage

GSA Reference Page

Stride benching now offers an end counter solution for use on beam-based benching. End counters are available in 18"or 24" depths in laminate or veneer for single- or dual-sided beam-based benches. Undermount storage cubbies, either open or with hinged doors, are available for use with 18"D beam-based end counters.

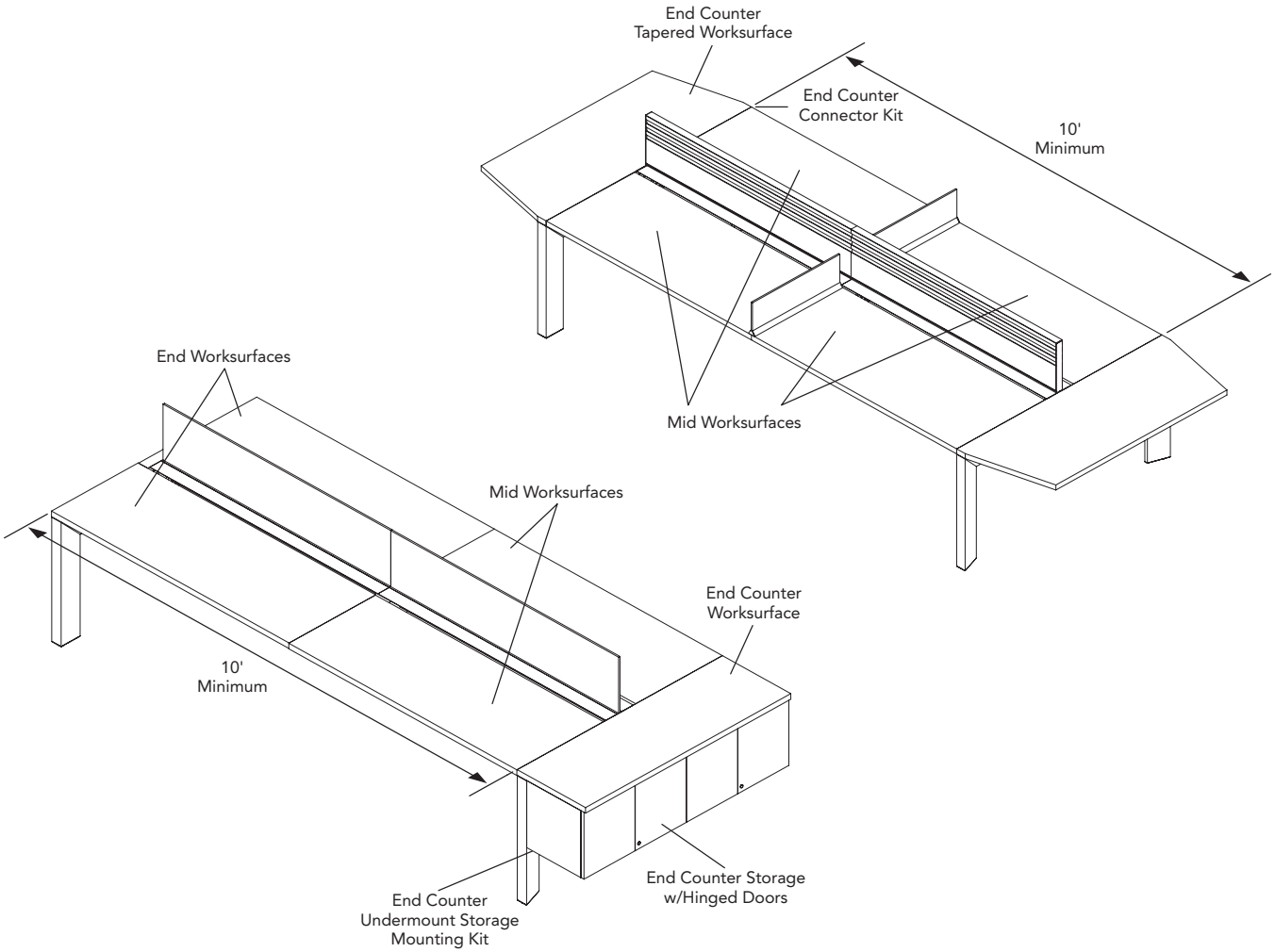

End Counter Guidelines:

1. 24"D end counter worksurfaces are available with straight or tapered sides. Undermount storage requires 18"D rectangular end counter.
2. End counter without storage is supported using an end counter connector kit mounted on the front side of an open end support. End counter with storage is supported using an end counter undermount storage mounting kit.
3. Minimum length of a run for a Stride beam-based bench when utilizing an end counter worksurface is 10'.
4. End counter connector kit will not interfere with existing 24"H floor storage.
5. Mid worksurfaces are to be used at the end of the run when mounting an end counter connector kit or undermount storage unit. See top view of examples below.

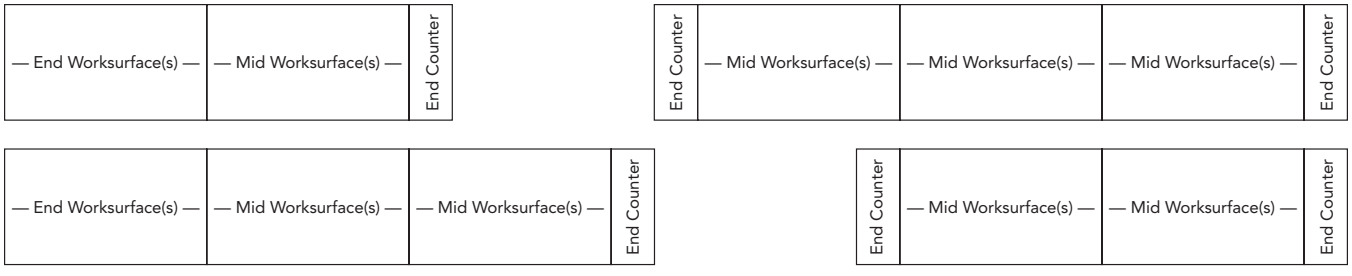

Benching Worksurfaces — Laminate (L) and Veneer (V) with Flat/Square and Rabbet Edge

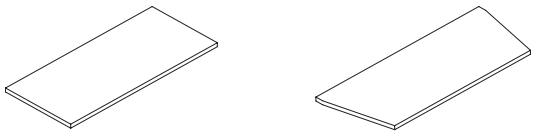

End Counter Worksurfaces
Depths: 18"D nominal (actual 17½"), 24"D, and 24"D tapered.

Rectangular Widths: 32"W, 38"W, 54"W, 60"W, 72"W D.

Tapered Widths: 54"W, 60"W, 72"W D.

Finishes: Laminate with flat or rabbet edge; veneer with square; or rabbet edge

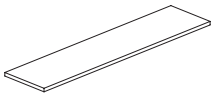

Return Worksurfaces
Depths: 18"D

Rectangular Widths: 36"W, 42"W, 48"W, 54"W, 60"W.

Finishes: Laminate with flat or rabbet edge; veneer with square; or rabbet edge

End Counter Worksurfaces (pages L 224, V 226)

- End counters can only be utilized with open end supports on Stride beam-based benching.
- Minimum length of a run for a Stride beam-based bench when utilizing an end counter worksurface is 10'.
- Mid worksurfaces are to be used at the end of the run when mounting an end counter kit. See examples on page 212.
- If retrofitting an existing beam-based bench setup, the end worksurface(s) where the end counter will be mounted, need(s) to be replaced with mid worksurface(s).
- Tapered worksurfaces are not to be used when using an undermount storage unit.
- Width of end counter is designed to work with an open end support of the same depth. Examples: 32"W end counters are for use with 32"D open end supports and 54"W end counters are for use with 54"D open end supports

Return Worksurfaces (pages L 225, V 227)

- Specified to run perpendicular to bench for additional personal work space.
- Return worksurfaces are non-handed.
- Rectangular in widths from 36"-60" and 18" deep. Existing 24"D worksurfaces. 36"-60"W may also be used.
- Return worksurfaces connect to a bench using two flat brackets (model T612FB).
- Return worksurfaces may be attached anywhere along the length of the bench, but not to the ends, due to the end support.
- 48", 54", and 60"W return worksurfaces have an internal stiffener.
- The outside ends of return worksurfaces can be supported with fixed height post legs or light scale legs.
- Full desk screens can be mounted to return worksurfaces, and should be specified 12" narrower than the return worksurfaces being mounted to.
- A full desk screen 6" narrower than the return worksurface will have its inside edge flush to the front edge of the bench. To mount a Stride modesty panel to the return worksurface, an external worksurface stiffener must be specified that is the same length as the modesty panel.

D *Discontinued 12/31/2015*

Benching

Stride® — Working With End Counters and Storage

GSA Reference Page

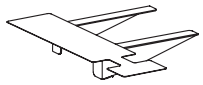

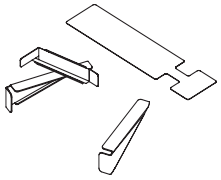

End Counter Connector Kits (page 229)
- End counter kit can only be utilized with beam-based benching open end support.
- End counter kit is not required when using end counter undermount storage mounting kit.
  – Single-sided kits for 32"W and 38"W end counters.
  – Dual-sided kits for 54" or 60"W and 72"W end counters.

End Counter Undermount Storage Mounting Kits (page 229)
- Undermount storage units can only be utilized with Stride beam-based benching.
- Single-sided handed kits or dual-sided kits are used to attach undermount storage unit and 18"D end counter to Stride beam-based bench
- Minimum length of a run for a Stride beam-based bench when utilizing end counter undermount storage is 10'.
- Undermount storage can only be utilized with 18"D rectangular end counters.
- Corresponding width of end counter must be used when mounting an undermount storage unit. *Examples:* 32"W x 18"D end counter worksurface is to be used with 32"W undermount storage units.
- Left-hand or Right-hand single-sided kit: for 32"W and 38"W undermount storage.
- Dual-sided kit: for 54"W , 60"W, and 72"W undermount storage.

End Counter Undermount Storage (page 237)
- Units include: hinged door and open.
- Undermount storage can only be utilized with beam-based benching with open end supports.
- Undermount storage must be same width as the open end support. *Examples:* 32"W undermount storage units are for use with 32"D open end supports; 54"W undermount storage are for use with 54"D open end supports.
- 32" and 38" W hinged door cabinets have 2 doors with one lock on the front cabinet; 54", 60", and 72"W have 4 doors with center security septum and two locks.
- Pin-and-cam fasteners visible from the front and behind a door are covered with cam covers.
- Depth and Height: 15"D x 15"H.
- Widths: 32"W, 38"W, 54"W, 60"W, 72"W.
- Styles: open or with laminate or veneer hinged doors.

End Counter Open Storage (page 237)
32"W, 38"W, 54"W, 60"W, or 72"W x 15"D x 15"H

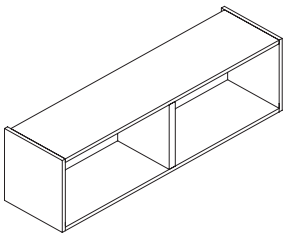

Inside Dimensions
32"W Cubby — 30⅜"W x 13⅛"D x 13⅜"H
38"W Cubby — 36⅜"W x 13⅛"D x 13⅜"H
54"W — 2 Cubbies – 25¾"W x 13⅛"D x 13⅜"H
60"W — 2 Cubbies – 28¾"W x 13⅛"D x 13⅜"H
72"W — 2 Cubbies – 34¼"W x 13⅛"D x 13⅜"H

End Counter Hinged Door Storage (page 237)
32"W, 38"W, 54"W, 60"W, or 72"W x 15"D x 15"H

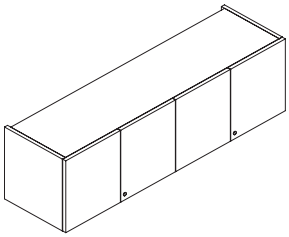

Inside Dimensions
32"W Cubby — 30⅜"W x 12¼"D x 13⅜"H
38"W Cubby — 36⅜"W x 12¼"D x 13⅜"H
54"W — 2 Cubbies – 25¾"W x 12¼"D x 13⅜"H
60"W — 2 Cubbies – 28¾"W x 12¼"D x 13⅜"H
72"W — 2 Cubbies – 34¼"W x 12¼"D x 13⅜"H

Notes

Benching

Stride® — Working with Benching Electrical

GSA Reference Page

Views from underside of beam-based bench.

In-feed with Open Leg

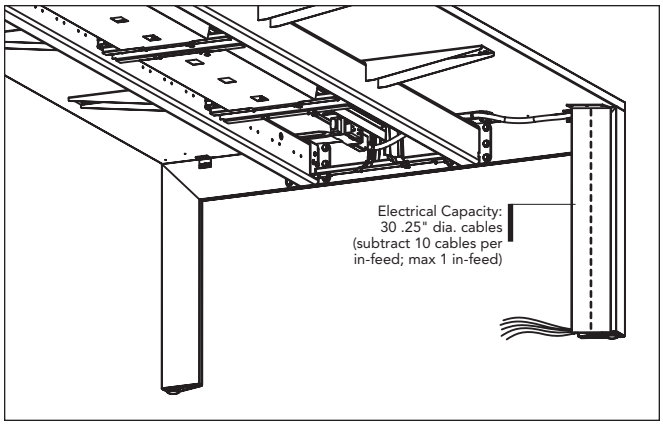

In-feed with Closed Leg

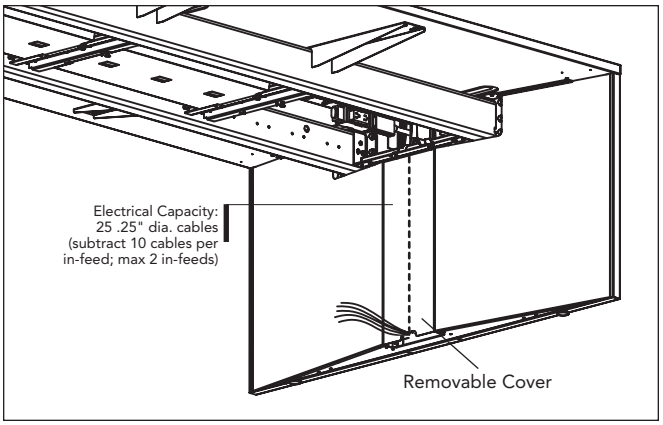

In-feed with Open Leg —

Using In-feed Cover ZSVM

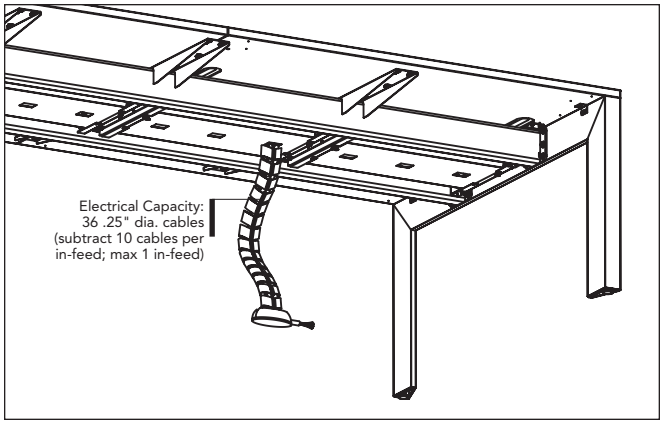

Wire Management Trough —

Included in the electrical mounting kit, it hinges down or is easily removable to provide full access for cleaning or wire management.

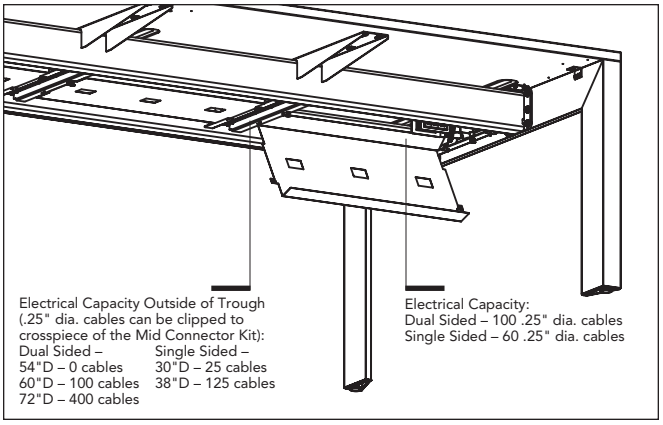

Mid Support —

Has a cavity for electrical in-feed to pass through.

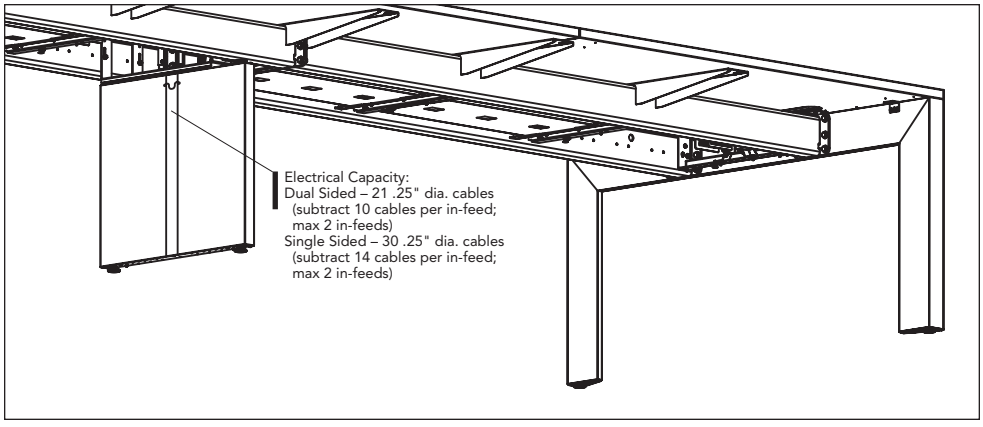

Electrical

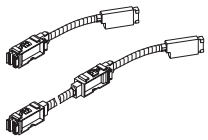

Electrical Power Harness (page 231)
- Electrical power harnesses distribute power in bench.
- Power harnesses must be on-module with the Electrical mounting kit.
- Harness power blocks snap directly onto brackets.
- Power harnesses accept two duplex receptacles per side; 24"W limited to one.

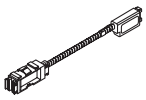

Electrical Pass-Thru Harness (page 231)
- Electrical pass-thru harnesses distribute power in bench.
- Electrical pass-thru harnesses must be on-module with the electrical mounting kit.
- Pass-thru harnesses accept one duplex receptacle per side.

Electrical Pass-Thru cable without Power Block (page 231)
- Electrical pass-thru cables distribute power where receptacles are not required.
- Electrical pass-thru cables must be on-module with the electrical mounting kit.

Duplex Receptacles (page 232)
- Duplex receptacles snap into power blocks of harnesses.
- Ordered separately, receptacles are available in Core colors and are labeled to indicate circuit number: 1, 2, 3, or 4.
- Use Concensys® style duplex receptacles, models A8715XX, due to thinner profile required for bench.

Receptacle Color Recommended to Coordinate with Paint Color

Paint Color	Receptacle Color
Brilliant White — PQ8	White — EW
Carob — P52	Black — E4
Champagne — PR5	Muslin — EU
Fossil — P28	Flint — E9
Gunmetal — PR3	Brownstone — EY
Parchment — P93	Muslin — EU
Platinum — PR2	Loft — EV

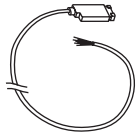

Power Electrical In-Feed Cable (page 232)
- Flexible sealtight power in-feed cables deliver power from building to system.
- Select quantity of in-feeds depending on individual power requirements. 12' minimum in-feed cable required for use with in-feed open end support cover.
- Use of a pass-thru cable without power block is recommended to make final tight turn into bench.

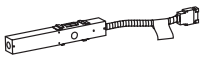

Hardwire Power In-Feed (New York Code) (page 232)
- Used when local electrical codes require hardwire entry.

In-Feed Cord Manager ZSVM (page 232)
- Manages in-feed between trough and floor anywhere in 6" increments along the length of the bench.
- Finish of in-feed cord manager is translucent white plastic.

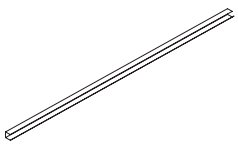

Worksurface Wire Manager (page 225)
- Provides channel to run wires under a return worksurface.
- Extends 1⅛" below the worksurface.

GSA Reference Page

In-Feed Open End Support Cover ZELNCVR (page 232)
- Optional for use with open end support.
- Used to conceal and carry in-feed up the inside surface of an open end support. The in-feed enters the trough between the end worksurface and the support beam.
- 12' minimum in-feed cable required.
- For New York code models, see page 232.

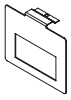

Data Mounting Kit (page 233)
- A data mounting kit must be mounted along the length of the trough for data attachment.
- Commercially available modular data faceplates, such as the AMP models ATADF3 and ATADF4 can be snapped into the data mounting kit.
- Data and power receptacle positions are independent of each other.



AMP Data Faceplates (page 233)
- Fit into receptacles and data mounting kit.

Worksurface Power/Data Module (page 233)
- Provides easy access to technology at primary worksurface.
- Mounts between the worksurface and the power access door.

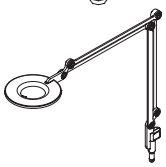

Link™ LED Light (page 233)
- Single or dual-arm style.
- 3200-3500K color temperature.
- Available in two soft-touch colors (Silver and Black).
- Mounting options include a freestanding L-shaped base, worksurface edge clamp, or tool rail mount. Each allows for unobstructed lamp rotation.
- Worksurface edge clamp can be used to mount on benching worksurfaces and power access door.
- Freestanding base is 9½" x 9½".
- L-shaped base sits in the corner, using minimal workspace.
- Cord length: 9' with detachable power adapter.
- The lamp head forms the handle, offering 180-degree up/down movement.
- Power is delivered through a conductive aluminum skin, eliminating internal wiring.
- Link Light is UL, CE, and RoHS compliant.

Stride® — Working with Benching Screens

GSA Reference Page

Center Screens (pages 234-235)
- Center Screens are an optional addition to the bench that run along the length of the bench.
- Screens must be specified on-module with power access doors, electrical mounting kit, and mid connector kit.
- There are four types of center screens: tackable fabric, glass, tool rail, and tool rail with top fabric insert.
- Screens of different materials cannot be combined on the same bench. Tool rail and tool rail with top fabric insert can be combined.
- Finished height of bench with screens will align with Stride panels and storage. 13"H mounted screens align with 42½"H panels and storage; 20½"H mounted screens align with 50"H panels and storage.

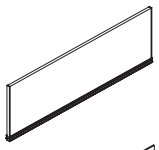

Tackable Fabric Center Screens (page 234)
- ¾" thick tackable fabric.
- Available in 13"H and 20½"H.
- Screen is framed on vertical sides only.

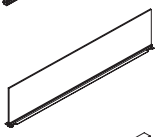

Glass Center Screens (page 234)
- ⅜" thick laminated clear or frosted glass.
- Available 13"H and 20½"H.



Tool Rail Center Screens (page 235)
- 1¾" thick tool rail.
- Available 13"H and 20½"H.
- Tool rail can support up to 10 lbs./linear foot.
- Requires tool rail end trim at both ends of run of the tool rail — order separately.
- Tool rail screens 48"W and greater have a center connection that requires an additional mid connector kit for placement at the center of the screen — this must be ordered separately. Two electrical mounting kits must be ordered for between the mid connector kits. On 48"W tool rail screens — order quantity 2–24"W electrical mounting kits; on 54"W tool rail screens — order quantity 1–24"W and quantity 1–30"W electrical mounting kits; on 60"W tool rail screens — order quantity 2–30"W electrical mounting kits.

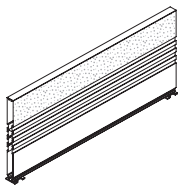

Tool Rail with Top Fabric Insert Center Screens (page 235)
- 1¾" thick tool rail.
- Available 20½"H with a 7½"H tackable fabric tile on top.
- Tool rail can support up to 10 lbs./linear foot.
- Requires tool rail end trim at both ends of run of the tool rail — order separately.
- Tool rail screens 48"W and greater have a center connection that requires an additional mid connector kit for placement at the center of the screen — this must be ordered separately. Two electrical mounting kits must be ordered for between the mid connector kits. On 48"W tool rail screens — order quantity 2–24"W electrical mounting kits; on 54"W tool rail screens — order quantity 1–24"W and quantity 1–30"W electrical mounting kits; on 60"W tool rail screens — order quantity 2–30"W electrical mounting kits.

Personal Shelf (page 235)
- Attaches to tool rail center screen.
- The personal shelf is available in 24"W-48"W and is 6"D.
- Can also be used on all Allsteel tool rails/tiles following standard guidelines.

Stride® — Working with Benching Screens

GSA Reference Page

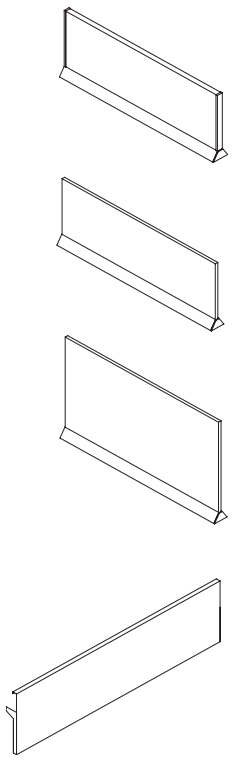

Lateral Divider Screens (page 236)
- Optional addition to the bench that provides space division and privacy. Lateral divider screens run perpendicular to the center trough.
- Lateral divider screens are sized to match worksurface depth, however it is not required that they are used on worksurface of the same depth.
- There are three types of lateral divider screens: tackable fabric, Frosted or Clear glass, and writeable glass.
- Lateral divider screens attach to the underside on the back of the worksurface anywhere along the length of the bench within 7½" of each end.
- Lateral divider screens do not have to be mounted at the worksurface seam.
- Lateral divider screens may be used on standard systems worksurfaces, however, the screen mounts and aligns with the back edge of the worksurface. Not to be used on standard rabbet edge worksurfaces.

Tackable Fabric Lateral Divider Screens (page 236)
- ¾" thick tackable fabric
- Available 8"H and 13"H.
- Nominal depths are 27", 30", and 36".
- Actual depths are 22¾"D, 25¾"D, and 31¾"D.

Glass Lateral Divider Screens (page 236)
- ⅜" thick laminated clear or frosted glass.
- Available 8"H and 13"H.
- Nominal depths are 27", 30", and 36".
- Actual depths are 22¾"D, 25¾"D, and 31¾"D.

Writeable Glass Lateral Divider Screens (page 236)
- ⅜" thick white opaque glass.
- Available 13"H.
- Nominal depths are 27", 30", and 36".
- Actual depths are 22¾"D, 25¾"D, and 31¾"D.

Modesty Screens (page 236)
- Only use on single-sided bench.
- Available in 14"H half-height or 30"H full-height.
- Modesty screens are available in Core or Select painted metal.
- Half-height modesty extends 14" from the underside of the worksurface.
- Full-height modesty extends 30" from the underside of the worksurface.
- For aesthetic purposes use of modesty screens is recommended when no center screen is specified.

Benching Storage

Benching Storage

Painted Wood Storage and Accessories

Toybox — 42"W x 15"D
23"H footed/22"H casters

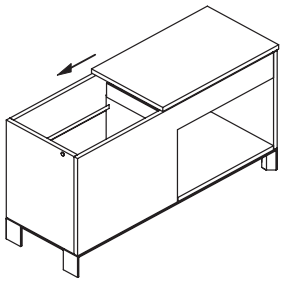

Dimensions

Bin for Hanging Files: accommodates 19½" Filing Volume
Accessory Drawer:
11⅜"W x 14⅛"D x 1⅜"H
Open Cubby:
20¼"W x 14¼"D x 12⅝"H

Combination Storage
48"W x 15"D x 22"H

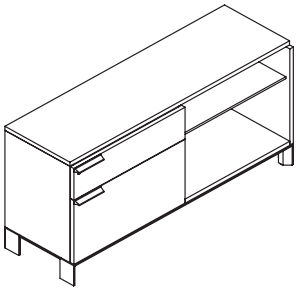

Dimensions

Box Drawer: 20⅞"W x 12"D x 3¼"H
Lateral Drawer: 20⅞"W x 12"D x 9"H
Open Shelf: 22⅞"W x 13⅜"D x 5⅝"H
Open Cubby:
22⅞"W x 13⅜"D x 11¼"H

Single-Sided Cantilever Storage
36"W x 15"D x 42½" or 50"H

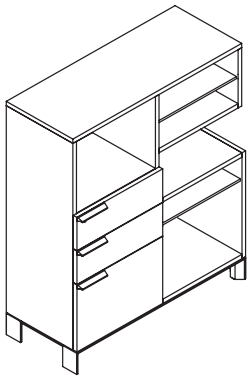

42½"H Dimensions

Box Drawers:
14⅞"W x 12"D x 2¾"H
File Drawer: 14⅞"W x 12"D x 9"H
Open Cubby above drawers:
16⅞"W x 13⅜"D x 12¾"H
Bottom Open Cubby:
16⅞"W x 13⅜"D x 13"H
Shelf below worksurface:
16⅞"W x 13⅜"D x 3½"H
Shelves above worksurface:
16⅞"W x 13⅜"D x 4½"H

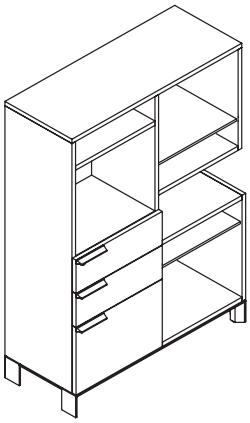

50"H Dimensions

Box Drawers:
14⅞"W x 12"D x 2¾"H
File Drawer: 14⅞"W x 12"D x 9"H
Open Cubby above drawers:
16⅞"W x 13⅜"D x 15⅛"H
Open Shelf above drawers:
16⅞"W x 13⅜"D x 4⅜"H
Bottom Open Cubby:
16⅞"W x 13⅜"D x 13"H
Shelf below worksurface:
16⅞"W x 13⅜"D x 3½"H
Shelf above worksurface:
16⅞"W x 13⅜"D x 4⅜"H
Cubby above worksurface:
16⅞"W x 13⅜"D x 12"H

Dual-Sided Cantilever Storage —
36"W x 15"D x 42½"H

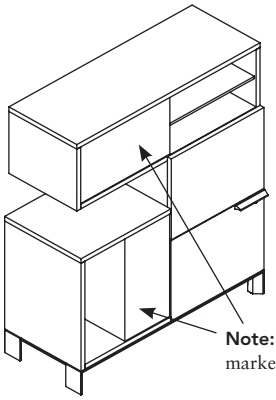

Note: Metal can be specified in marker board white paint MKP.

Dimensions

File Drawer: 14⅞"W x 12"D X 9"H
Open Top Shelves:
16¾"W x 13⅜"D x 4⅝"H
Bottom Open Cubby:
8'W x 13¾"D x 17¼"H

- Benching storage has a 1¾" leveling capability
- Freestanding; cannot be ganged.
- Storage can be positioned anywhere along the length of the bench, inside of the end supports. There is 18" of depth clearance underneath the bench between edge of worksurface and beam.
- All shelves are non-adjustable.
- Benching storage is designed to be freestanding and does not carry electrical.
- Toybox available as footed or with casters. All other storage units are footed.

Toybox (pages 238-239)
- The top door slides to reveal accessory drawer with hanging files beneath.
- Rails for letter-sized hanging files are provided.
- If installed in-line with a mid support, the toybox will extend 3¾" out from its normal position (back half of unit will be under the bench, front half will be protruding out from the bench).
- Open cubby for binder storage sits beneath bench surface.
- An optional seat cushion may be placed on top for guest seating — order separately.
- Toybox is 42"W x 15"D x 23"H footed/22"H mobile.
- Mobile toybox has four casters — two are locking.

Combination Storage (pages 238-239)
- Has box and lateral drawers, and a cubby for binders, plus one open shelf.
- Rails for letter-sized hanging files are provided.
- An optional seat cushion may be placed on top for guest seating — order separately.
- If installed in-line with a mid support, the combination storage will extend 5⅝" out from its normal position.
- Combination storage is 48"W x 15"D x 22"H.

Single-Sided Cantilever Storage (page 238)
- Has box/box/file drawers, two shelves and two cubbies for binders.
- Tackboard accessory available for back side of unit.
- Single-sided cantilever storage is available 42½"H or 50"H and is 36"W x 15"D.

Dual-Sided Cantilever Storage (pages 238-239)
- Intended for use by two users on either side of the storage.
- Each user has one file drawer, two shelves, and one cubby for binders.
- Backs of shelves, backs of binder bins, and adjustable shelves are metal providing a magnetic surface for the user on the opposite side. The second paint option dictates color for all three.
- Metal can be specified in marker board white paint by using paint code MKP.
- On veneer-front model, only the drawer front and false drawer front are veneer.
- Dual-sided cantilever storage is 36"W x 15"D x 42½"H.

Benching Storage

Painted Wood Storage and Accessories — *continued*

Lateral File w/Hinged Doors
36" or 42"W x 18"D x 42½"H



36"W Dimensions
Lateral Drawers:
31⅛"W x 16⅜"D x 12¾"H
Hinged Door Shelf:
34⅜"W x 16⅜"D x 12¾"H

Lateral File w/Open Shelf —
36" or 42"W x 18"D x 42½"H

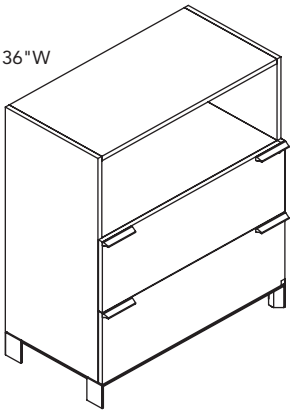

36"W Dimensions
Lateral Drawers:
31⅛"W x 16⅜"D x 12¾"H
Open Shelf:
34⅜"W x 16⅜"D x 12¾"H

Mobile Pedestal
15⅝"W x 18"D x 22"H
Left shown

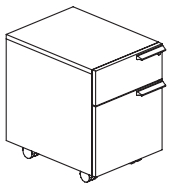

Seat Cushions
24"W x 15"D for Toy Box or Combination Storage
15"W x 18"D for Mobile Ped

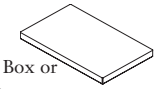

Tackable Cantilever Storage Accessory

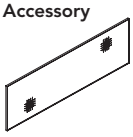

Rail Accessories

Side View

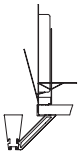

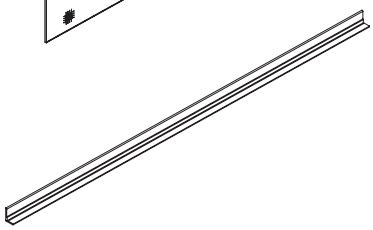

Top View

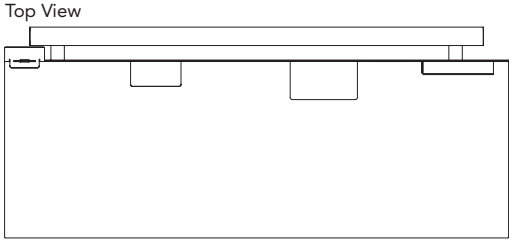

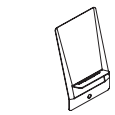

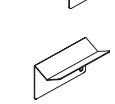

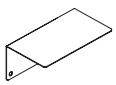

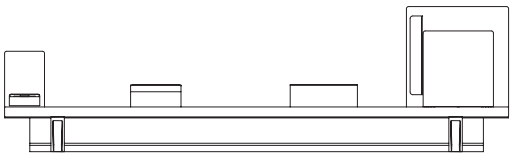

Front View

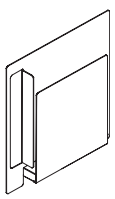

Lateral File (pages 238-239)
- Top cell is available with hinged doors or an open shelf.
- There are two lateral drawers in the lateral file.
- Rails for letter-sized hanging files are provided.
- Lateral file is available 36"W or 42"W and is 18"D x 42½"H.

Painted Wood Mobile Pedestals (pages 238-239)
- Handedness is determined by user's side, placing the pull on the side closest to the user. Specify a left unit to be on the user's left side (pull will be on the right side of the unit); specify a right unit to be on the user's right side (pull will be on the left side of the unit).
- Mobile pedestals are 22"H. They can be used underneath the bench. Support pedestals do not fit underneath the bench.
- Mobile pedestals have four casters — two are locking.
- Ships with counterweight kit.

Seat Cushion (page 240)
- Can be placed on top of toybox or combination storage to provide quick and convenient seating.
- The seat cushion is not permanently affixed.
- COM yardage for seat cushion is 1 yard.

Tackable Cantilever Storage Accessory (page 240)
- For use on back side of single-sided cantilever storage only.
- Available in two heights to match the height of the storage unit.
- Provides tackable surface on the upper portion on the back side of single-sided cantilever storage unit.

Worksurface Mounted Rail (page 241)
- Aluminum extrusion designed to mount to flat edge worksurfaces. Comes with rail and hardware for mounting.
- Mounted rail extends ¾" on underside of worksurface which may interfere with the mounting of storage.
- Widths available 12" through 96" in 6" increments.
- Passes behind worksurface bracket on tethered applications.
- Can span ganged worksurfaces in tethered applications.
- For freestanding applications rail should be 6" shorter than worksurface (i.e. 54" rail for 60" worksurface).
- Not recommended for use on panel systems due to fit up issues created with worksurface and panel.

Rail Mounted Accessories
Not recommended for use on panel systems due to fit up issues created with worksurface and panel. Adding accessory rail shifts worksurface — 3/16" away from panel along that edge. Forcing worksurface into place crushes fabric tile and with tiles of other material (steel, marker board, etc) is likely to scratch, dent, or otherwise damage tile during installation.

U9TM Phone/Tablet Stand (page 241)
- 6⅝"H x 4¾"W and angles back 1¾".
- Has a ¼" x 1" slot in bottom flange to allow for routing cables. Requires 1¾" space behind worksurface edge in order to be used.

U9TP Pencil Holder (page 241)
- 2⅝"H x 6"W x 3"D.
- Holds approximately twenty #2 pencils.

U9TS Rail Mounted Shelf (page 241)
- 8"W x 4½"D and sits 2⅜" higher than top of worksurface.
- Holds up to 8 pounds.

U9TF Vertical Paper Tray (page 241)
- Sits 12"H x 1½"W x 12"D from back of worksurface.
- Folder front stands 9" high from worksurface top, 1¼" space holds about 280 sheets of copy paper.

Benching

Stride® — End Worksurfaces

Laminate

GSA SIN 711-2

For specification information see pages 206-214.

Note: *Primary Benching dimensions are nominal. See pages 206 and 208 for actual dimensions.*

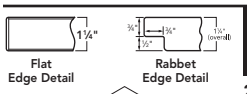

Description	Laminate w/Flat Edge Model	Laminate w/Rabbet Edge Model	Laminate w/Flat L1 List Price	Laminate w/Flat L2 List Price	Laminate w/Flat L3 List Price	Laminate w/Rabbet L1 List Price	Laminate w/Rabbet L2 List Price	Laminate w/Rabbet L3 List Price
27"D Primary Benching End Worksurfaces								
48"W	Z52748BE	ZR52748BE	$ 378	$ 397	$ 415	$ 522	$ 548	$ 574
54"W	Z52754BE	ZR52754BE	$ 411	$ 433	$ 452	$ 568	$ 597	$ 624
60"W	Z52760BE	ZR52760BE	$ 423	$ 445	$ 466	$ 582	$ 611	$ 639
66"W	Z52766BE	N/A	$ 434	$ 456	$ 478	N/A	N/A	N/A
72"W	Z52772BE	ZR52772BE	$ 445	$ 468	$ 490	$ 614	$ 645	$ 674
84"W	Z52784BE	ZR52784BE	$ 622	$ 653	$ 683	$ 858	$ 902	$ 943
90"W	Z52790BE	ZR52790BE	$ 666	$ 699	$ 733	$ 920	$ 966	$ 1012
96"W	Z52796BE	ZR52796BE	$ 711	$ 746	$ 783	$ 980	$ 1029	$ 1078
30"D Primary Benching End Worksurfaces								
48"W	Z53048BE	ZR53048BE	$ 411	$ 433	$ 452	$ 568	$ 597	$ 624
54"W	Z53054BE	ZR53054BE	$ 445	$ 468	$ 490	$ 614	$ 645	$ 674
60"W	Z53060BE	ZR53060BE	$ 456	$ 480	$ 502	$ 629	$ 660	$ 691
66"W	Z53066BE	N/A	$ 467	$ 491	$ 514	N/A	N/A	N/A
72"W	Z53072BE	ZR53072BE	$ 479	$ 504	$ 527	$ 659	$ 692	$ 725
84"W	Z53084BE	ZR53084BE	$ 656	$ 689	$ 722	$ 904	$ 950	$ 993
90"W	Z53090BE	ZR53090BE	$ 700	$ 735	$ 771	$ 965	$ 1013	$ 1061
96"W	Z53096BE	ZR53096BE	$ 744	$ 781	$ 819	$ 1027	$ 1078	$ 1129
36"D Primary Benching End Worksurfaces								
48"W	Z53648BE	ZR53648BE	$ 445	$ 468	$ 490	$ 614	$ 645	$ 674
54"W	Z53654BE	ZR53654BE	$ 479	$ 504	$ 527	$ 659	$ 692	$ 725
60"W	Z53660BE	ZR53660BE	$ 489	$ 514	$ 538	$ 674	$ 707	$ 742
66"W	Z53666BE	N/A	$ 501	$ 526	$ 551	N/A	N/A	N/A
72"W	Z53672BE	ZR53672BE	$ 511	$ 537	$ 562	$ 706	$ 741	$ 777
84"W	Z53684BE	ZR53684BE	$ 689	$ 723	$ 758	$ 951	$ 999	$ 1046
90"W	Z53690BE	ZR53690BE	$ 734	$ 770	$ 808	$ 1011	$ 1062	$ 1112
96"W	Z53696BE	ZR53696BE	$ 777	$ 815	$ 855	$ 1073	$ 1126	$ 1181
18"D End Counter Worksurfaces								
32"W	Z51832EC	ZR51832EC	$ 242	$ 253	$ 267	$ 333	$ 350	$ 366
38"W	Z51838EC	ZR51838EC	$ 271	$ 285	$ 298	$ 374	$ 393	$ 411
54"W	Z51854EC	ZR51854EC	$ 354	$ 372	$ 389	$ 489	$ 514	$ 538
60"W	Z51860EC	ZR51860EC	$ 402	$ 422	$ 443	$ 555	$ 583	$ 610
72"W	Z51872EC D	ZR51872EC D	$ 454	$ 477	$ 500	$ 627	$ 658	$ 689
24"D End Counter Worksurfaces								
32"W	Z52432EC	ZR52432EC	$ 258	$ 270	$ 284	$ 351	$ 368	$ 386
38"W	Z52438EC	ZR52438EC	$ 290	$ 305	$ 319	$ 394	$ 413	$ 434
54"W	Z52454EC	ZR52454EC	$ 373	$ 391	$ 410	$ 515	$ 541	$ 566
60"W	Z52460EC	ZR52460EC	$ 423	$ 445	$ 466	$ 583	$ 612	$ 641
72"W	Z52472EC D	ZR52472EC D	$ 479	$ 503	$ 527	$ 659	$ 692	$ 726
24"D Tapered End Counter Worksurfaces								
54"W	Z52454ECT D	ZR52454ECT D	$ 373	$ 391	$ 410	$ 515	$ 541	$ 566
60"W	Z52460ECT D	ZR52460ECT D	$ 423	$ 445	$ 466	$ 583	$ 612	$ 641
72"W	Z52472ECT D	ZR52472ECT D	$ 479	$ 503	$ 527	$ 659	$ 692	$ 726

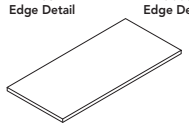

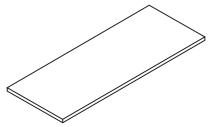

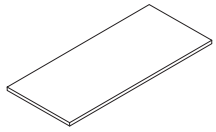

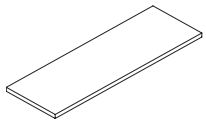

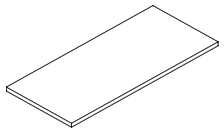

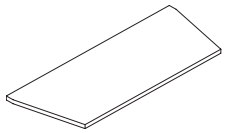

D *Discontinued 12/31/2015*

How to specify —	*1st Option:*	*2nd Option:*
Select the Model Number from above.	**Laminate:** See inside front cover for finishes.	**Edge Trim Color:** See inside front cover for finishes.

Examples: **Z53048BE.LT8A.EV** **ZR53690BE.LT8A.EV**

Benching

For specification information see pages 206-214.
Note: *Dimensions are nominal. See page 208 for actual dimensions.*

Laminate

GSA SIN 711-2

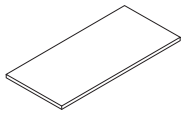

Description	Laminate w/Flat Edge Model	Laminate w/Rabbet Edge Model	Laminate w/Flat L1 List Price	Laminate w/Flat L2 List Price	Laminate w/Flat L3 List Price	Laminate w/Rabbet L1 List Price	Laminate w/Rabbet L2 List Price	Laminate w/Rabbet L3 List Price
27"D Primary Benching Mid Worksurfaces								
48"W	**Z52748BM**	**ZR52748BM**	$ 378	$ 397	$ 415	$ 522	$ 548	$ 574
54"W	**Z52754BM**	**ZR52754BM**	$ 411	$ 433	$ 452	$ 568	$ 597	$ 624
60"W	**Z52760BM**	**ZR52760BM**	$ 423	$ 445	$ 466	$ 582	$ 611	$ 639
72"W	**Z52772BM**	**ZR52772BM**	$ 445	$ 468	$ 490	$ 614	$ 645	$ 674
84"W	**Z52784BM**	**ZR52784BM**	$ 622	$ 653	$ 683	$ 858	$ 902	$ 943
90"W	**Z52790BM**	**ZR52790BM**	$ 666	$ 699	$ 733	$ 920	$ 966	$ 1012
96"W	**Z52796BM**	**ZR52796BM**	$ 711	$ 746	$ 783	$ 980	$ 1029	$ 1078

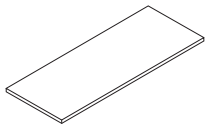

30"D Primary Benching Mid Worksurfaces								
48"W	**Z53048BM**	**ZR53048BM**	$ 411	$ 433	$ 452	$ 568	$ 597	$ 624
54"W	**Z53054BM**	**ZR53054BM**	$ 445	$ 468	$ 490	$ 614	$ 645	$ 674
60"W	**Z53060BM**	**ZR53060BM**	$ 456	$ 480	$ 502	$ 629	$ 660	$ 691
72"W	**Z53072BM**	**ZR53072BM**	$ 479	$ 504	$ 527	$ 659	$ 692	$ 725
84"W	**Z53084BM**	**ZR53084BM**	$ 656	$ 689	$ 722	$ 904	$ 950	$ 993
90"W	**Z53090BM**	**ZR53090BM**	$ 700	$ 735	$ 771	$ 965	$ 1013	$ 1061
96"W	**Z53096BM**	**ZR53096BM**	$ 744	$ 781	$ 819	$ 1027	$ 1078	$ 1129

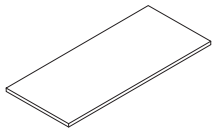

36"D Primary Benching Mid Worksurfaces								
48"W	**Z53648BM**	**ZR53648BM**	$ 445	$ 468	$ 490	$ 614	$ 645	$ 674
54"W	**Z53654BM**	**ZR53654BM**	$ 479	$ 504	$ 527	$ 659	$ 692	$ 725
60"W	**Z53660BM**	**ZR53660BM**	$ 489	$ 514	$ 538	$ 674	$ 707	$ 742
72"W	**Z53672BM**	**ZR53672BM**	$ 511	$ 537	$ 562	$ 706	$ 741	$ 777
84"W	**Z53684BM**	**ZR53684BM**	$ 689	$ 723	$ 758	$ 951	$ 999	$ 1046
90"W	**Z53690BM**	**ZR53690BM**	$ 734	$ 770	$ 808	$ 1011	$ 1062	$ 1112
96"W	**Z53696BM**	**ZR53696BM**	$ 777	$ 815	$ 855	$ 1073	$ 1126	$ 1181

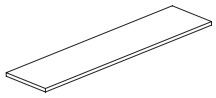

18"D Return Worksurfaces								
36"W	S **Z51836SDN**	**ZR51836SDN**	$ 312	$ 328	$ 343	$ 430	$ 452	$ 474
42"W	S **Z51842SDN**	**ZR51842SDN**	$ 368	$ 387	$ 404	$ 506	$ 532	$ 557
48"W	S **Z51848SDN**	**ZR51848SDN**	$ 389	$ 409	$ 427	$ 537	$ 564	$ 590
54"W	S **Z51854SDN**	**ZR51854SDN**	$ 423	$ 445	$ 466	$ 582	$ 611	$ 639
60"W	S **Z51860SDN**	**ZR51860SDN**	$ 555	$ 583	$ 610	$ 766	$ 804	$ 843



Description	Model	List Price
Worksurface Wire Manager (no color option) — for use with Return Worksurfaces		
36"W Wire Manager	**Z5WM48** S	$ 30
42"W Wire Manager	**Z5WM54** S	$ 34
48"W Wire Manager	**Z5WM60**	$ 39
54"W Wire Manager	**Z5WM66**	$ 44
60"W Wire Manager	**Z5WM72**	$ 48
72"W Wire Manager	**Z5WM84**	$ 56

How to specify —	*1st Option:*	*2nd Option:*
Select the Model Number from above.	**Laminate:** See inside front cover for finishes.	**Edge Trim Color:** See inside front cover for finishes.
☐☐☐☐☐☐☐☐ .	☐☐☐☐ .	☐☐

Examples: **Z52772BM.LT8A.EV** **ZR51854SDN.LT8A.EV** **Z5WM72**

S ***Shippable by small-package carrier.***

Benching

Stride® — End Worksurfaces

Veneer

GSA SIN 711-2

For specification information see pages 206-214.

Note: *Dimensions are nominal. See pages 206 and 208 for actual dimensions.*

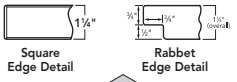

Square Edge Detail — Rabbet Edge Detail

Description	Veneer w/ Square Edge Model	Veneer w/ Rabbet Edge Model	Square Edge V1 List Price	Square Edge V3 List Price	Square Edge V5 List Price	Rabbet Edge V1 List Price	Rabbet Edge V3 List Price	Rabbet Edge V5 List Price
27"D Primary Benching End Worksurfaces								
48"W	ZV52748BE	ZVR52748BE	$ 793	$ 872	$ 952	$ 1109	$ 1220	$ 1331
54"W	ZV52754BE	ZVR52754BE	$ 850	$ 935	$ 1020	$ 1189	$ 1308	$ 1426
60"W	ZV52760BE	ZVR52760BE	$ 907	$ 997	$ 1088	$ 1270	$ 1397	$ 1524
66"W	ZV52766BE	N/A	$ 935	$ 1029	$ 1122	N/A	N/A	N/A
72"W	ZV52772BE	ZVR52772BE	$ 965	$ 1061	$ 1158	$ 1350	$ 1485	$ 1619
84"W	ZV52784BE	ZVR52784BE	$ 1389	$ 1528	$ 1667	$ 1943	$ 2137	$ 2332
90"W	ZV52790BE	ZVR52790BE	$ 1699	$ 1869	$ 2038	$ 2377	$ 2614	$ 2852
96"W	ZV52796BE	ZVR52796BE	$ 1835	$ 2018	$ 2202	$ 2569	$ 2826	$ 3083
30"D Primary Benching End Worksurfaces								
48"W	ZV53048BE	ZVR53048BE	$ 868	$ 955	$ 1041	$ 1213	$ 1335	$ 1454
54"W	ZV53054BE	ZVR53054BE	$ 925	$ 1018	$ 1109	$ 1294	$ 1424	$ 1552
60"W	ZV53060BE	ZVR53060BE	$ 982	$ 1080	$ 1179	$ 1373	$ 1511	$ 1648
66"W	ZV53066BE	N/A	$ 1010	$ 1112	$ 1212	N/A	N/A	N/A
72"W	ZV53072BE	ZVR53072BE	$ 1039	$ 1144	$ 1246	$ 1454	$ 1600	$ 1744
84"W	ZV53084BE	ZVR53084BE	$ 1606	$ 1767	$ 1926	$ 2249	$ 2474	$ 2698
90"W	ZV53090BE	ZVR53090BE	$ 1790	$ 1969	$ 2147	$ 2506	$ 2757	$ 3006
96"W	ZV53096BE	ZVR53096BE	$ 1928	$ 2121	$ 2313	$ 2698	$ 2967	$ 3237
36"D Primary Benching End Worksurfaces								
48"W	ZV53648BE	ZVR53648BE	$ 942	$ 1036	$ 1130	$ 1317	$ 1449	$ 1580
54"W	ZV53654BE	ZVR53654BE	$ 999	$ 1098	$ 1199	$ 1398	$ 1538	$ 1678
60"W	ZV53660BE	ZVR53660BE	$ 1056	$ 1162	$ 1266	$ 1478	$ 1626	$ 1773
66"W	ZV53666BE	N/A	$ 1084	$ 1192	$ 1301	N/A	N/A	N/A
72"W	ZV53672BE	ZVR53672BE	$ 1113	$ 1224	$ 1336	$ 1558	$ 1713	$ 1870
84"W	ZV53684BE	ZVR53684BE	$ 1376	$ 1514	$ 1652	$ 1928	$ 2121	$ 2313
90"W	ZV53690BE	ZVR53690BE	$ 1882	$ 2070	$ 2257	$ 2634	$ 2897	$ 3160
96"W	ZV53696BE	ZVR53696BE	$ 2019	$ 2221	$ 2423	$ 2826	$ 3108	$ 3392
18"D End Counter Worksurfaces								
32"W	ZV51832EC	ZVR51832EC	$ 508	$ 559	$ 610	$ 702	$ 773	$ 842
38"W	ZV51838EC	ZVR51838EC	$ 536	$ 590	$ 643	$ 741	$ 815	$ 889
54"W	ZV51854EC	ZVR51854EC	$ 673	$ 741	$ 807	$ 931	$ 1024	$ 1117
60"W	ZV51860EC	ZVR51860EC	$ 709	$ 780	$ 850	$ 979	$ 1077	$ 1175
72"W	ZV51872EC D	ZVR51872EC D	$ 798	$ 877	$ 958	$ 1102	$ 1212	$ 1322
24"D End Counter Worksurfaces								
32"W	ZV52432EC	ZVR52432EC	$ 535	$ 588	$ 642	$ 738	$ 812	$ 886
38"W	ZV52438EC	ZVR52438EC	$ 564	$ 620	$ 676	$ 780	$ 858	$ 935
54"W	ZV52454EC	ZVR52454EC	$ 709	$ 780	$ 850	$ 979	$ 1077	$ 1175
60"W	ZV52460EC	ZVR52460EC	$ 745	$ 820	$ 894	$ 1029	$ 1132	$ 1235
72"W	ZV52472EC D	ZVR52472EC D	$ 841	$ 925	$ 1008	$ 1160	$ 1275	$ 1392
24"D Tapered End Counter Worksurfaces								
54"W	ZV52454ECT D	ZVR52454ECT D	$ 709	$ 780	$ 850	$ 979	$ 1077	$ 1175
60"W	ZV52460ECT D	ZVR52460ECT D	$ 745	$ 820	$ 894	$ 1029	$ 1132	$ 1235
72"W	ZV52472ECT D	ZVR52472ECT D	$ 841	$ 925	$ 1008	$ 1160	$ 1275	$ 1392

D *Discontinued 12/31/2015*

How to specify —

Select the Model Number from above.

1st Option:

Veneer Type and Finish:

See inside front cover for finishes.

_____ . _____

Examples: **ZV52784BE.SC777** **ZVR53660BE.NC777**

Benching

Stride® — Mid / Return Worksurfaces

For specification information see pages 206-214.
Note: *Dimensions are nominal. See page 208 for actual dimensions.*

Veneer

GSA SIN 711-2

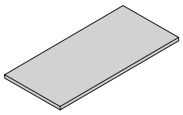

Description	Veneer w/ Square Edge Model	Veneer w/ Rabbet Edge Model	Square Edge V1 List Price	Square Edge V3 List Price	Square Edge V5 List Price	Rabbet Edge V1 List Price	Rabbet Edge V3 List Price	Rabbet Edge V5 List Price
27"D Primary Benching Mid Worksurfaces								
48"W	ZV52748BM	ZVR52748BM	$ 793	$ 872	$ 952	$ 1109	$ 1220	$ 1331
54"W	ZV52754BM	ZVR52754BM	$ 850	$ 935	$ 1020	$ 1189	$ 1308	$ 1426
60"W	ZV52760BM	ZVR52760BM	$ 907	$ 997	$ 1088	$ 1270	$ 1397	$ 1524
66"W	ZV52766BM		$ 935	$ 1029	$ 1122	N/A	N/A	N/A
72"W	ZV52772BM	ZVR52772BM	$ 965	$ 1061	$ 1158	$ 1350	$ 1485	$ 1619
84"W	ZV52784BM	ZVR52784BM	$ 1389	$ 1528	$ 1667	$ 1943	$ 2137	$ 2332
90"W	ZV52790BM	ZVR52790BM	$ 1699	$ 1869	$ 2038	$ 2377	$ 2614	$ 2852
96"W	ZV52796BM	ZVR52796BM	$ 1835	$ 2018	$ 2202	$ 2569	$ 2826	$ 3083

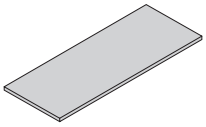

30"D Primary Benching Mid Worksurfaces								
48"W	ZV53048BM	ZVR53048BM	$ 868	$ 955	$ 1041	$ 1213	$ 1335	$ 1454
54"W	ZV53054BM	ZVR53054BM	$ 925	$ 1018	$ 1109	$ 1294	$ 1424	$ 1552
60"W	ZV53060BM	ZVR53060BM	$ 982	$ 1080	$ 1179	$ 1373	$ 1511	$ 1648
66"W	ZV53066BM		$ 1010	$ 1112	$ 1212	N/A	N/A	N/A
72"W	ZV53072BM	ZVR53072BM	$ 1039	$ 1144	$ 1246	$ 1454	$ 1600	$ 1744
84"W	ZV53084BM	ZVR53084BM	$ 1606	$ 1767	$ 1926	$ 2249	$ 2474	$ 2698
90"W	ZV53090BM	ZVR53090BM	$ 1790	$ 1969	$ 2147	$ 2506	$ 2757	$ 3006
96"W	ZV53096BM	ZVR53096BM	$ 1928	$ 2121	$ 2313	$ 2698	$ 2967	$ 3237

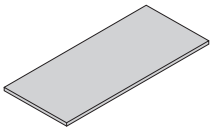

36"D Primary Benching Mid Worksurfaces								
48"W	ZV53648BM	ZVR53648BM	$ 942	$ 1036	$ 1130	$ 1317	$ 1449	$ 1580
54"W	ZV53654BM	ZVR53654BM	$ 999	$ 1098	$ 1199	$ 1398	$ 1538	$ 1678
60"W	ZV53660BM	ZVR53660BM	$ 1056	$ 1162	$ 1266	$ 1478	$ 1626	$ 1773
66"W	ZV53666BM		$ 1084	$ 1192	$ 1301	N/A	N/A	N/A
72"W	ZV53672BM	ZVR53672BM	$ 1113	$ 1224	$ 1336	$ 1558	$ 1713	$ 1870
84"W	ZV53684BM	ZVR53684BM	$ 1376	$ 1514	$ 1652	$ 1928	$ 2121	$ 2313
90"W	ZV53690BM	ZVR53690BM	$ 1882	$ 2070	$ 2257	$ 2634	$ 2897	$ 3160
96"W	ZV53696BM	ZVR53696BM	$ 2019	$ 2221	$ 2423	$ 2826	$ 3108	$ 3392

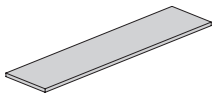

18"D Return Worksurfaces								
36"W	S	ZV51836SDN	ZVR51836SDN	$ 712	$ 783	$ 854	$ 999	$ 1098	$ 1199
42"W	S	ZV51842SDN	ZVR51842SDN	$ 759	$ 835	$ 910	$ 1060	$ 1166	$ 1272
48"W	S	ZV51848SDN	ZVR51848SDN	$ 803	$ 883	$ 964	$ 1126	$ 1238	$ 1351
54"W	S	ZV51854SDN	ZVR51854SDN	$ 873	$ 960	$ 1047	$ 1221	$ 1343	$ 1465
60"W	S	ZV51860SDN	ZVR51860SDN	$ 1148	$ 1262	$ 1377	$ 1606	$ 1767	$ 1926

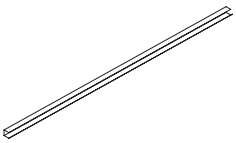

Description	Model	List Price
Worksurface Wire Manager (no color option) — for use with Return Worksurfaces		
36"W Wire Manager	Z5WM48 S	$ 30
42"W Wire Manager	Z5WM54 S	$ 34
48"W Wire Manager	Z5WM60	$ 39
54"W Wire Manager	Z5WM66	$ 44
60"W Wire Manager	Z5WM72	$ 48
66"W Wire Manager	Z5WM78	$ 52
72"W Wire Manager	Z5WM84	$ 56

How to specify —	*1st Option:*
Select the Model Number from above.	**Veneer Type and Finish:** See inside front cover for finishes.

Examples: **ZV53654BM.SC777** **ZVR51860SDN.NE800** **Z5WM72**

S *Shippable by small-package carrier.*

Benching

Stride® — End Support

For specification information see pages 206-214.

GSA SIN 711-2

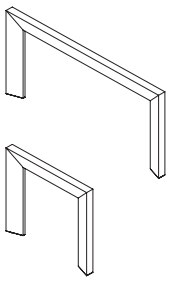

Description	Model	Core Paint List Price	Select Paint List Price
Painted Open End Supports — Dual Sided			
54"D	**Z654ELN**	$ 2387	$ 2558
60"D	**Z660ELN**	$ 2502	$ 2673
72"D	**Z672ELN**	$ 2615	$ 2786
Painted Open End Supports — Single Sided			
32"D Right	**Z632ELNR** S	$ 1990	$ 2131
32"D Left	**Z632ELNL** S	$ 1990	$ 2131
38"D Right	**Z638ELNR** S	$ 2104	$ 2245
38"D Left	**Z638ELNL** S	$ 2104	$ 2245

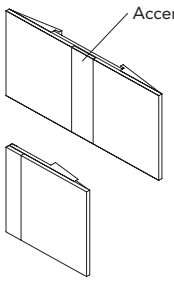

Description	Model	Core Paint List Price	Select Paint List Price
Painted Closed End Supports — Dual Sided (specify exterior paint color, accent trim, and interior color)			
54"D	**Z654ELC**	$ 1775	$ 1889
60"D	**Z660ELC**	$ 1876	$ 1990
72"D	**Z672ELC**	$ 1980	$ 2094
Painted Closed End Supports — Single Sided (specify exterior paint color, accent trim, and interior color)			
32"D Right	**Z632ELCR** S	$ 1081	$ 1183
32"D Left	**Z632ELCL** S	$ 1081	$ 1183
38"D Right	**Z638ELCR** S	$ 1137	$ 1239
38"D Left	**Z638ELCL** S	$ 1137	$ 1239

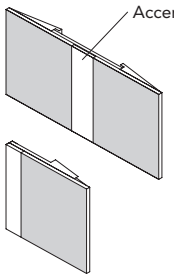

Description	Model	V1 List Price	V3 List Price	V5 List Price
Veneer Closed End Supports — Dual Sided (specify veneer, accent trim, and interior color)				
54"D	**Z654ELWC**	$ 3762	$ 4137	$ 4515
60"D	**Z660ELWC**	$ 3879	$ 4267	$ 4654
72"D	**Z672ELWC**	$ 3997	$ 4397	$ 4797
Veneer Closed End Supports — Single Sided (specify veneer, accent trim, and interior color)				
32"D Right	**Z632ELWCR** S	$ 2350	$ 2585	$ 2820
32"D Left	**Z632ELWCL** S	$ 2350	$ 2585	$ 2820
38"D Right	**Z638ELWCR** S	$ 2469	$ 2714	$ 2963
38"D Left	**Z638ELWCL** S	$ 2469	$ 2714	$ 2963

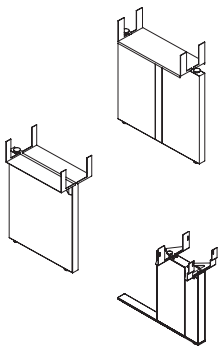

Description	Model	Core Paint List Price	Select Paint List Price
Mid Supports — Dual Sided			
54"D	**Z654MD** S	$ 512	$ 558
60"D	**Z660MD** S	$ 545	$ 591
72"D	**Z672MD** S	$ 578	$ 624
Mounted Mid Supports — Single Sided			
32"D	**Z632MS** S	$ 456	$ 502
38"D	**Z638MS** S	$ 485	$ 531
Freestanding Mid Supports — Single Sided			
32"D	**Z632ML** S	$ 603	$ 649
38"D	**Z638ML** S	$ 630	$ 676

How to specify —	*1st Option:*	*1st Option:*	*2nd Option:*	*3rd Option:*
Select the Model Number from above.	**Paint** *(if applicable)*: C S See inside front cover for finishes.	**Veneer Type and Finish** *(if applicable)*: See inside front cover for finishes.	**Accent Trim** *(if applicable)*: C S See inside front cover for finishes.	**Interior Color** *(if applicable)*: C S See inside front cover for finishes.
_____.	P___.	_____.	P___.	P___

Examples: **Z654ELN.P7D Z660ELC.P7D.PR6.P27 Z654ELWC.NE873.PR6.P27 Z638ELNL.P52 Z632ELCL.P52.PR2.P52 Z632ELWCR.NC215.PR2.PR2 Z660MD.P27**

S *Shippable by small-package carrier.*

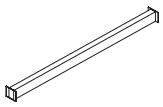

Description	Model	Core Paint List Price	Select Paint List Price
Support Beam (no color option)			
60"W	**Z660SB**	$ 688	N/A
72"W	**Z672SB**	$ 756	N/A
84"W	**Z684SB**	$ 823	N/A
90"W	**Z690SB**	$ 858	N/A
96"W	**Z696SB**	$ 892	N/A

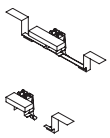

End Connector Kit — includes end connector block and end trim			
54"D — Dual Sided	**Z654EPCKT** S	$ 236	$ 253
60"D — Dual Sided	**Z660EPCKT** S	$ 246	$ 263
72"D — Dual Sided	**Z672EPCKT** S	$ 256	$ 273
Single Sided — Left	**Z6EPCKTLS** S	$ 569	$ 586
Single Sided — Right	**Z6EPCKTRS** S	$ 569	$ 586

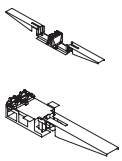

Mid Connector Kit — includes cross pieces, cantilevers, and connector blocks			
54"D — Dual Sided	**Z654MCKT** S	$ 321	N/A
60"D — Dual Sided	**Z660MCKT** S	$ 331	N/A
72"D — Dual Sided	**Z672MCKT** S	$ 342	N/A
32"D — Single Sided	**Z632MCKT** S	$ 525	N/A
38"D — Single Sided	**Z638MCKT** S	$ 536	N/A

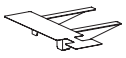

End Counter Connector Kits			
32"W Single Sided	**Z632ECKT**	$ 117	$ 129
38"W Single Sided	**Z638ECKT**	$ 121	$ 133
54"W or 60"W Dual Sided	**Z65ECKT**	$ 207	$ 226
72"W Dual Sided	**Z67ECKT**	$ 228	$ 247

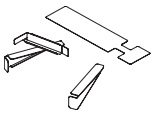

End Counter Undermount Storage Mounting Kits			
Single Sided — Left-Hand for 32"W or 38"W	**Z6SUSKTL**	$ 170	$ 187
Single Sided — Right-Hand for 32"W or 38"W	**Z6SUSKTR**	$ 170	$ 187
Dual Sided for 54"W, 60"W or 72"W	**Z6DUSKT**	$ 194	$ 213

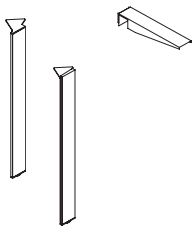

Cantilever (no color option)			
Cantilever	**Z6CB** S	$ 75	N/A
29½"H Post Leg — Fixed Height – for use with Return Worksurfaces			
for Flat/Square Edge Worksurfaces — Left	**Z6PL29FL** S	$ 195	$ 215
for Flat/Square Edge Worksurfaces — Right	**Z6PL29FR** S	$ 195	$ 215
for Flat/Square Edge Worksurfaces — Pair	**Z6PL29FP** S	$ 385	$ 423
for Rabbet Edge Worksurfaces — Left	**ZR6PL29FL** S	$ 206	$ 226
for Rabbet Edge Worksurfaces — Right	**ZR6PL29FR** S	$ 206	$ 226
for Rabbet Edge Worksurfaces — Pair	**ZR6PL29FP** S	$ 409	$ 447

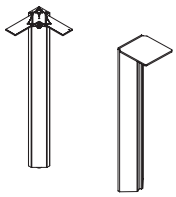

Light-scale Leg — Metal – for use with Return Worksurfaces — specify two			
Individual Leg — Non-handed	**Y629LKNP**	$ 209	$ 229
Support Column — Metal – for use with Return Worksurfaces			
29½"H — Linear Fixed	**Z6SCF** S	$ 206	$ 226

Flat Bracket

Flat Bracket (no color option)			
For 12"D	**T612FB** S	$ 39	N/A

How to specify —

Select the Model Number from above.

1st Option:

Paint *(if applicable)*:

C S

See inside front cover for finishes.

. P

Examples: **Z672SB** **Z654EPCKT.P7C** **Z660MCKT** **Z6CB** **Z6PL29FL.P7B** **T612FB**

S ***Shippable by small-package carrier.***

Benching

For specification information see pages 206-214.

GSA SIN 711-2

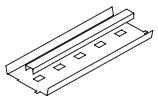

Description	Model	List Price
Electrical Mounting Kit — Dual Sided (no color option) – includes electrical mounting bracket, electrical mounting channel, wire management trough, and hardware		
24"W	**Z624EMKTD** S	$ 144
30"W	**Z630EMKTD** S	$ 155
36"W	**Z636EMKTD** S	$ 166
42"W	**Z642EMKTD** S	$ 179
48"W	**Z648EMKTD** S	$ 190
60"W	**Z660EMKTD** S	$ 251

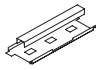

Electrical Mounting Kit — Single Sided (no color option) – includes electrical mounting bracket, electrical mounting channel, wire management trough, and hardware		
24"W	**Z624EMKTS** S	$ 144
30"W	**Z630EMKTS** S	$ 155
36"W	**Z636EMKTS** S	$ 166
42"W	**Z642EMKTS** S	$ 179
48"W	**Z648EMKTS** S	$ 190
60"W	**Z660EMKTS** S	$ 251

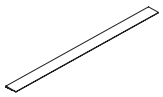

Description	Model	Core Paint List Price	Select Paint List Price
Power Access Door			
24"W x 3"D	**Z824PA** S	$ 65	$ 77
30"W x 3"D	**Z830PA** S	$ 70	$ 82
36"W x 3"D	**Z836PA** S	$ 75	$ 87
42"W x 3"D	**Z842PA** S	$ 81	$ 93
48"W x 3"D	**Z848PA** S	$ 94	$ 106
60"W x 3"D	**Z860PA** S	$ 104	$ 116



Center Trough Trim — No Screen — for use when no center screen is specified			
24"W	**Z624CT** S	$ 62	$ 70
30"W	**Z630CT** S	$ 65	$ 73
36"W	**Z636CT** S	$ 68	$ 76
42"W	**Z642CT** S	$ 72	$ 82
48"W	**Z648CT** S	$ 75	$ 85
54"W	**Z654CT** S	$ 98	$ 108
60"W	**Z660CT** S	$ 102	$ 112
72"W	**Z672CT** S	$ 111	$ 123
84"W	**Z684CT**	$ 119	$ 131
90"W	**Z690CT**	$ 126	$ 138
96"W	**Z696CT**	$ 136	$ 148

How to specify —

Select the Model Number from above.

1st Option:

Paint *(if applicable)*:

C S

See inside front cover for finishes.

. P

Examples: **Z624EMKTD** **Z624EMKTS** **Z830PA.PR6** **Z672CT.P7D**

S *Shippable by small-package carrier.*

For specification information see pages 216-218.

GSA SIN 711-1

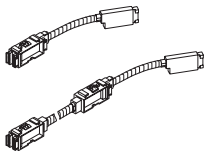

Description	Four-circuit 3 + 1 2 + 2	Three-circuit Separate Neutrals		List Price
Electrical Power Harness				
24"W	**A871224**	**A871224A**	S	$ 212
30"W	**A871230**	**A871230A**	S	$ 212
36"W	**A871236**	**A871236A**	S	$ 212
42"W	**A871242**	**A871242A**	S	$ 226
48"W	**A871248**	**A871248A**	S	$ 226
60"W	**A871260**	**A871260A**	S	$ 226

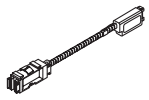

Electrical Pass-Thru Harness with Power Block				
24"W	**A871124**	**A871124A**	S	$ 132
30"W	**A871130**	**A871130A**	S	$ 132
36"W	**A871136***	**A871136A**	S	$ 132
42"W	**A871142***	**A871142A**	S	$ 139
48"W	**A871148***	**A871148A**	S	$ 139
60"W	**A871160***	**A871160A**	S	$ 139
72"W	**A871172**	**A871172A**	S	$ 186
96"W	**A871196**	**A871196A**	S	$ 217
120"W	**A8711120**	**A8711120AC**	S	$ 251
144"W	**A8711144**	**A8711144A**	S	$ 287

*Electrical harnesses are intended for use with Allsteel systems furniture and are approved under GSA SIN 711-1. When purchased separately and used without Allsteel systems furniture, those electrical harnesses marked by (*) are considered Open Market.

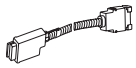

Electrical Pass-Thru Cable without Power Block				
20"W	**A871020**	**A871020A**	S	$ 119
24"W	**A871024**	**A871024A**	S	$ 119
30"W	**A871030**	**A871030A**	S	$ 119
36"W	**A871036**	**A871036A**	S	$ 119
42"W	**A871042**	**A871042A**	S	$ 125
48"W	**A871048**	**A871048A**	S	$ 125
60"W	**A871060**	**A871060A**	S	$ 125
72"W	**A871072**	**A871072A**	S	$ 173
96"W	**A871096**	**A871096A**	S	$ 207
120"W	**A8710120**	**A8710120A**	S	$ 241
144"W	**A8710144**	**A8710144A**	S	$ 271

How to specify —	*1st Option:*
Select the Model Number from above.	**Color:** **P** Black

A _____ . **P**

Examples: **A871224.P** **A871036A.P**

S ***Shippable by small-package carrier.***

Benching

Stride® — Electrical

For specification information see pages 216-217.

GSA SIN 711-1

Each marked with Circuit Number.

Description	Four-circuit 3 + 1 2 + 2	Three-circuit Separate Neutrals		List Price
Duplex Receptacle — (specify color)				
Circuit 1	**A871501**	**A871501A**	S	$ 40
Circuit 2	**A871502**	**A871502A**	S	$ 40
Circuit 3	**A871503**	**A871503A**	S	$ 40
Circuit 3 (2+2)	**A871506**	**N/A**	S	$ 40
Circuit 4 — iso/dedicated	**A871504**	**N/A**	S	$ 40

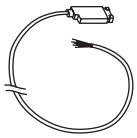

Description				List Price
Power Electrical In-Feed Cable (black only)				
6' Sealtight Cable Power In-feed	**A877006**	**N/A**	S	$ 247
12' Sealtight Cable Power In-feed	**A877012**	**N/A**	S	$ 298

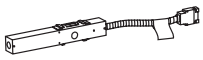

Description				List Price
Hardwire Power In-Feed — New York Code (black only)				
30-60"W	**A871400**	**A871400A**	S	$ 234

GSA SIN 711-2

Description	Model		Core Paint List Price	Select Paint List Price
Hardwire — Chicago Code (black only)				
Universal Junction Box (Pack of 6) 4.16"W x 2.5"D x 2.118"H	**877550**	S	$ 595	N/A

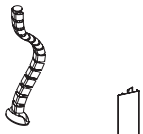

Description	Model		Core Paint List Price	Select Paint List Price
In-Feed Cord Manager (no color option)				
Vertical In-feed Manager	**ZSVM**	S	$ 323	N/A

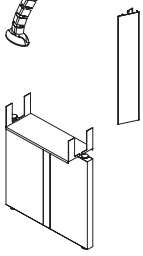

Description	Model		Core Paint List Price	Select Paint List Price
In-feed Open End Support Cover (requires 12' minimum In-feed Cable)				
For Open End Leg	**ZELNCVR**	S	$ 126	$ 130
For NY Code Open End Leg – Front	**ZELNCVRFNY**	S	$ 126	$ 130
For NY Code Open End Leg — Rear	**ZELNCVRRNY**	S	$ 126	$ 130

Description	Model		Core Paint List Price	Select Paint List Price
Mid Supports — Dual Sided				
54"D	**Z654MD**	S	$ 512	$ 558
60"D	**Z660MD**	S	$ 545	$ 591
72"D	**Z672MD**	S	$ 578	$ 624

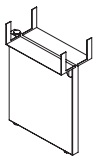

Description	Model		Core Paint List Price	Select Paint List Price
Mounted Mid Supports — Single Sided (must be anchored to the floor)				
32"D	**Z632MS**	S	$ 456	$ 502
38"D	**Z638MS**	S	$ 485	$ 531

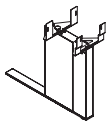

Description	Model		Core Paint List Price	Select Paint List Price
Freestanding Mid Supports — Single Sided				
32"D	**Z632ML**	S	$ 603	$ 649
38"D	**Z638ML**	S	$ 630	$ 676

How to specify —	*1st Option:*	*1st Option:*	*1st Option:*
Select the Model Number from above.	**Receptacle Color:** See inside front cover for finishes.	**Paint** *(if applicable)*: C S See inside front cover for finishes.	**Color** *(if applicable)*: **P** Black
_____ . **E**		**P** _____ .	**P**

Examples: **A871502A.EY** **A877006.P** **A871400A.P** **ZSVM** **ZELNCVR.P52** **Z654MD.PR6** **Z632MS.P7C**

S *Shippable by small-package carrier.*

For specification information see pages 216-218.

GSA SIN 711-1 and Open Market, as noted

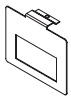

Description	Model	List Price
Data Mounting Kit (no color option)		
Mounting Kit	**870DMK** S	$ 28

TADF3 TADF4

AMP Data Faceplates		
Three-Port Flex-Mode Faceplate, Black (E4) or Almond (E3)	**ATADF3** S	$ 20
Four-Port Flex-Mode Faceplate, Black (E4) or Almond (E3)	**ATADF4** S	$ 20

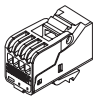

TADJ5

Jacks (black only)		
AMP RJ45 CAT 5E Jack (AMP model # 1116604-2) Toolless	**ATADJ5** S	$ 41
AMP RJ45 CAT 6 Jack (AMP model # 1375055-2) Requires Tool	**ATADJ6** S	$ 55



Worksurface Power/Data Module (PR6 silver only)		
2 Simplex receptacles, 1 data position (corded)	**A870302** S	$ 218

Wand™ LED Task Light		
Freestanding LED Task Light w/base	**WANDFS** S	$ 258
Freestanding LED Task Light w/base and Occupancy Sensor	**WANDFSOC** S	$ 366
Occupancy Sensor	**WANDOCC**** S	$ 119

**Occupancy Sensor works with Wand lights shipped after 12/15/2013.

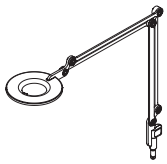

Open Market

Link™ LED Light		
Link LED Lamp, 18" Single Arm	**LNKSA** S	$ 422
Link LED Lamp, 13"/13" Dual Arm	**LNKDA** S (shown)	$ 450
Link Freestanding Base	**LNKFS** S	$ 113
Link Low Profile Worksurface Clamp	**LNKCL** S	$ 70
Link Tool Tile Attachment	**LNKPM** S	$ 70

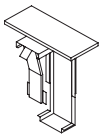

Silver only

CPU Hammock™ (Silver only)		
Adjustable Height CPU Holder with 360° Swivel	**ACPU4** S	$ 178

How to specify —	*1st Option:*	*1st Option:*	*1st Option:*	*1st Option:*
Select the Model Number from above.	**Data Faceplate:** **E4** Black **E3** Almond	**Jack Color:** **X** Black	**Worksurface Power Data Module Color:** **PR6** Silver	**Link Light Color:** **SVR** Silver **BLK** Black
_____ . E	X	P R 6		

Examples: **870DMK ATADF3.E4 ATADJ6.X A870302.PR6 ACPU4**

S *Shippable by small-package carrier.*

Benching

Stride® — Fabric & Glass Center Screens

For specification information see pages 206-211 and 219.
(See page 275 for COM pricing on fabric Grades G-J for Fabric Screens.)

GSA SIN 711-2

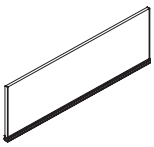

Description	Model	List Price Grade A	Grade B	Grade C	Grade D	Grade E	Grade F
13"H Center Screen — ¾" Thick Tackable Fabric							
30"W	**Z6BC1330F** S	$ 434	$ 468	$ 474	$ 480	$ 485	$ 495
36"W	**Z6BC1336F** S	$ 467	$ 503	$ 509	$ 515	$ 520	$ 531
42"W	**Z6BC1342F** S	$ 502	$ 540	$ 547	$ 552	$ 557	$ 570
48"W	**Z6BC1348F** S	$ 525	$ 566	$ 572	$ 577	$ 582	$ 595
54"W	**Z6BC1354F**	$ 548	$ 592	$ 597	$ 602	$ 607	$ 621
60"W	**Z6BC1360F**	$ 569	$ 615	$ 620	$ 625	$ 630	$ 644

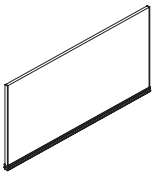

20½"H Center Screen — ¾" Thick Tackable Fabric							
30"W	**Z6BC2030F** S	$ 512	$ 552	$ 558	$ 563	$ 568	$ 581
36"W	**Z6BC2036F** S	$ 548	$ 590	$ 596	$ 601	$ 606	$ 619
42"W	**Z6BC2042F** S	$ 582	$ 627	$ 632	$ 637	$ 642	$ 656
48"W	**Z6BC2048F** S	$ 605	$ 652	$ 657	$ 662	$ 667	$ 681
54"W	**Z6BC2054F**	$ 638	$ 687	$ 692	$ 697	$ 705	$ 716
60"W	**Z6BC2060F**	$ 662	$ 713	$ 718	$ 723	$ 731	$ 742

Description	Model	Clear List Price	Frosted List Price
13"H Center Screen — ⅜" Thick Glass			
48"W	**Z6BC1348G** S	$ 843	$ 899
54"W	**Z6BC1354G**	$ 853	$ 914
60"W	**Z6BC1360G**	$ 866	$ 935
72"W	**Z6BC1372G**	$ 889	$ 969
84"W	**Z6BC1384G**	$ 1047	$ 1149
90"W	**Z6BC1390G**	$ 1071	$ 1179
96"W	**Z6BC1396G**	$ 1092	$ 1206



20½"H Center Screen — ⅜" Thick Glass			
48"W	**Z6BC2048G** S	$ 900	$ 975
54"W	**Z6BC2054G**	$ 910	$ 990
60"W	**Z6BC2060G**	$ 923	$ 1008
72"W	**Z6BC2072G**	$ 946	$ 1042
84"W	**Z6BC2084G**	$ 1104	$ 1224
90"W	**Z6BC2090G**	$ 1127	$ 1252
96"W	**Z6BC2096G**	$ 1150	$ 1281

Description	Model	Core Paint List Price	Select Paint List Price
Center Trough Trim — No Screen — for use when no Center Screen is specified			
24"W	**Z624CT** S	$ 62	$ 70
30"W	**Z630CT** S	$ 65	$ 73
36"W	**Z636CT** S	$ 68	$ 76
42"W	**Z642CT** S	$ 72	$ 82
48"W	**Z648CT** S	$ 75	$ 85
54"W	**Z654CT** S	$ 98	$ 108
60"W	**Z660CT** S	$ 102	$ 112
72"W	**Z672CT** S	$ 111	$ 123
84"W	**Z684CT** S	$ 119	$ 131
90"W	**Z690CT** S	$ 126	$ 138
96"W	**Z696CT** S	$ 136	$ 148

How to specify —	*1st Option:*	*1st Option:*	*2nd Option:*
Select the Model Number from above.	**Fabric** *(if applicable)*: See inside back cover for fabrics.	**Glass** *(if applicable)*: **LC** Clear **LF** Frosted	**Paint:** C S See inside front cover for finishes.
_____ .	_____ .	L _____ .	P _____

Examples: **Z6BC1330F.HLM904.P27** **Z6BC2042F.GN965.P52** **Z6BC1348G.LC.PR6** **Z654CT.P7C**

S *Shippable by small-package carrier.*

For specification information see pages 206-211 and 219.
(See page 273 for COM pricing on fabric Grades G-J for Fabric Screens.)



Description	Model	Core Paint List Price	Select Paint List Price
13"H Center Screen — 1¾" Thick Tool Rail			
30"W	**Z6BC1330SP** S	$ 1412	$ 1458
36"W	**Z6BC1336SP** S	$ 1458	$ 1504
42"W	**Z6BC1342SP** S	$ 1502	$ 1548
48"W	**Z6BC1348SP** S	$ 1548	$ 1599
54"W	**Z6BC1354SP**	$ 1593	$ 1644
60"W	**Z6BC1360SP**	$ 1638	$ 1689



20½"H Center Screen — 1¾" Thick Tool Rail			
30"W	**Z6BC2030SP** S	$ 1468	$ 1517
36"W	**Z6BC2036SP** S	$ 1514	$ 1563
42"W	**Z6BC2042SP** S	$ 1558	$ 1607
48"W	**Z6BC2048SP** S	$ 1604	$ 1657
54"W	**Z6BC2054SP**	$ 1649	$ 1702
60"W	**Z6BC2060SP**	$ 1695	$ 1748

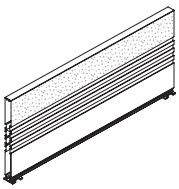

		Core Paint — List Price					
Description	Model	Grade A	Grade B	Grade C	Grade D	Grade E	Grade F
20½"H Center Screen — 1¾" Thick Tool Rail w/ 7½" H Top Fabric Insert							
30"W	**Z6BC2030SF** S	$ 1478	$ 1502	$ 1512	$ 1534	$ 1568	$ 1603
36"W	**Z6BC2036SF** S	$ 1705	$ 1733	$ 1743	$ 1765	$ 1800	$ 1835
42"W	**Z6BC2042SF** S	$ 1934	$ 1966	$ 1978	$ 2001	$ 2034	$ 2068
48"W	**Z6BC2048SF** S	$ 2161	$ 2197	$ 2209	$ 2232	$ 2265	$ 2299
54"W	**Z6BC2054SF** S	$ 2387	$ 2428	$ 2439	$ 2463	$ 2497	$ 2529
60"W	**Z6BC2060SF** S	$ 2615	$ 2661	$ 2671	$ 2695	$ 2729	$ 2762

		Select Paint — List Price					
Description	Model	Grade A	Grade B	Grade C	Grade D	Grade E	Grade F
20½"H Center Screen — 1¾" Thick Tool Rail w/ 7½" H Top Fabric Insert							
30"W	**Z6BC2030SF** S	$ 1524	$ 1548	$ 1558	$ 1580	$ 1614	$ 1649
36"W	**Z6BC2036SF** S	$ 1752	$ 1780	$ 1790	$ 1812	$ 1847	$ 1882
42"W	**Z6BC2042SF** S	$ 1982	$ 2014	$ 2026	$ 2049	$ 2082	$ 2116
48"W	**Z6BC2048SF** S	$ 2210	$ 2246	$ 2258	$ 2281	$ 2314	$ 2348
54"W	**Z6BC2054SF** S	$ 2437	$ 2478	$ 2489	$ 2513	$ 2547	$ 2579
60"W	**Z6BC2060SF** S	$ 2666	$ 2712	$ 2722	$ 2746	$ 2780	$ 2813

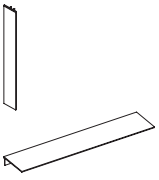

Description	Model	Core Paint List Price	Select Paint List Price
Center Screen Tool Rail End Trim — used at both ends of screen run; specify quantity 2 per bench			
13"H Tool Rail End Trim	**Z6B13CSP** S	$ 54	$ 58
20"H Tool Rail End Trim	**Z6B20CSP** S	$ 59	$ 63
6"D Personal Shelf — Tool Rail Mount — for use on Tool Rail, Tool Tiles, and Credenza Rail			
24"W	**EAZPS24** S	$ 196	$ 214
30"W	**EAZPS30** S	$ 219	$ 237
36"W	**EAZPS36** S	$ 244	$ 262
42"W	**EAZPS42** S	$ 269	$ 287
48"W	**EAZPS48** S	$ 293	$ 311

How to specify —	*1st Option:*	*2nd Option:*
Select the Model Number from above.	**Fabric** *(if applicable)*: See inside back cover for fabrics.	**Paint** *(if applicable)*: C S See inside front cover for finishes.
_____ .	_____ .	P ___

Examples: **Z6BC1348SP.PQ8** **Z6BC2030SF.ECH906.PR5** **Z6B13CSP.P7D** **EAZPS24.P27**

S *Shippable by small-package carrier.*

Benching

Stride® — Lateral Divider and Modesty Screens

For specification information see pages 206-211 and 219-220.
(See page 273 for COM pricing on fabric Grades G-J for Fabric Screens.)

GSA SIN 711-2

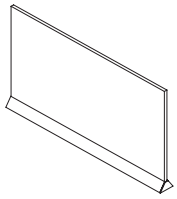

Description	Model	List Price
13"H Lateral Divider Screen — ⅜" Thick Writeable Glass		
27"D	**Z6BL1327M** S	$ 538
30"D	**Z6BL1330M** S	$ 566
36"D	**Z6BL1336M** S	$ 594

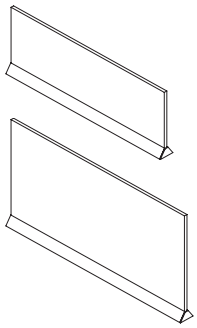

Description	Model	Clear List Price	Frosted List Price
8"H Lateral Divider Screen — ⅜" Thick Glass			
27"D	**Z6BL0827G** S	$ 446	$ 480
30"D	**Z6BL0830G** S	$ 467	$ 507
36"D	**Z6BL0836G** S	$ 491	$ 537
13"H Lateral Divider Screen — ⅜" Thick Glass			
27"D	**Z6BL1327G** S	$ 467	$ 503
30"D	**Z6BL1330G** S	$ 491	$ 533
36"D	**Z6BL1336G** S	$ 512	$ 560

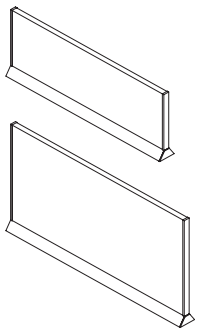

Description	Model	List Price					
		Grade A	Grade B	Grade C	Grade D	Grade E	Grade F
8"H Lateral Divider Screen — ¾" Thick Tackable Fabric							
27"D	**Z6BL0827F** S	$ 400	$ 406	$ 411	$ 425	$ 441	$ 457
30"D	**Z6BL0830F** S	$ 411	$ 419	$ 426	$ 438	$ 455	$ 470
36"D	**Z6BL0836F** S	$ 456	$ 466	$ 473	$ 485	$ 502	$ 517
13"H Lateral Divider Screen — ¾" Thick Tackable Fabric							
27"D	**Z6BL1327F** S	$ 422	$ 432	$ 439	$ 451	$ 468	$ 483
30"D	**Z6BL1330F** S	$ 434	$ 446	$ 453	$ 465	$ 482	$ 498
36"D	**Z6BL1336F** S	$ 479	$ 495	$ 502	$ 512	$ 529	$ 547

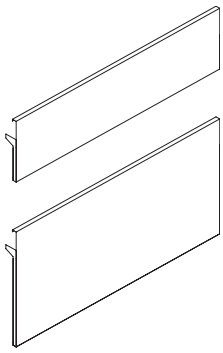

Description	Model	Core Paint List Price	Select Paint List Price
14"H Half-Height Modesty Screen — for Single-Sided Application			
48"W	**Z6BM1448** S	$ 275	$ 292
54"W	**Z6BM1454** S	$ 309	$ 326
60"W	**Z6BM1460**	$ 342	$ 359
72"W	**Z6BM1472**	$ 411	$ 428
84"W	**Z6BM1484**	$ 446	$ 463
90"W	**Z6BM1490**	$ 467	$ 484
30"H Full-Height Modesty Screen — for Single-Sided Application			
48"W	**Z6BM3048**	$ 377	$ 397
54"W	**Z6BM3054**	$ 411	$ 431
60"W	**Z6BM3060**	$ 446	$ 466
72"W	**Z6BM3072**	$ 512	$ 532
84"W	**Z6BM3084**	$ 548	$ 568
90"W	**Z6BM3090**	$ 582	$ 602

How to specify —	*1st Option:*	*1st Option:*	*1st Option:*	*2nd Option:*
Select the Model Number from above.	**Paint** *(if applicable)*: C S See inside front cover for finishes.	**Fabric** *(if applicable)*: See inside back cover for fabrics.	**Glass** *(if applicable)*: **LC** Clear **LF** Frosted	**Paint** *(if applicable)*: C S See inside front cover for finishes.
_ _ _ _ _ _ _ _ . **P** _ _		_ _ _ _ _ _ . **L** _ .		**P** _ _

Examples: **Z6BL0836F.IMP905.P02** **Z6BL1327M.P27**
Z6BL0827G.LC.P28 **Z6BM1454.PQ8**

S *Shippable by small-package carrier.*

Benching Storage

For specification information see pages 212-214.

GSA SIN 711-1

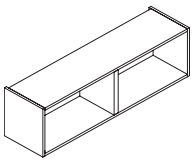

Description	Model	List Price
End Counter Storage — 15"H x 15"D		
32"W	**ZSL153215E**	**$ 1004**
38"W	**ZSL153815E**	**$ 1067**
54"W	**ZSL155415E**	**$ 1193**
60"W	**ZSL156015E**	**$ 1312**
72"W	**ZSL157215E**	**$ 1888**

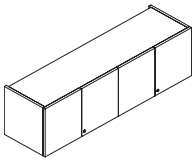

Description	Model	List Price
End Counter Storage w/Laminate Hinged Doors — 15"H x 15"D		
32"W	**ZSL153215EH**	**$ 1230**
38"W	**ZSL153815EH**	**$ 1332**
54"W	**ZSL155415EH**	**$ 1583**
60"W	**ZSL156015EH**	**$ 1701**
72"W	**ZSL157215EH**	**$ 2231**

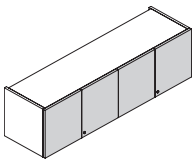

Description	Model	V1 List Price	V3 List Price	V5 List Price
End Counter Storage w/ Veneer Hinged Doors — 15"H x 15"D				
32"W	**ZSL153215EHW**	**$ 1666**	**$ 1832**	**$ 1999**
38"W	**ZSL153815EHW**	**$ 1825**	**$ 2007**	**$ 2189**
54"W	**ZSL155415EHW**	**$ 2381**	**$ 2620**	**$ 2857**
60"W	**ZSL156015EHW**	**$ 2461**	**$ 2707**	**$ 2953**
72"W	**ZSL157215EHW**	**$ 3003**	**$ 3303**	**$ 3603**

How to specify —

Select the Model Number from above.

1st Option:

FSC Certified Wood:

FSC Select for FSC Certified Wood
X No FSC

2nd Option:

Laminate Color:

LM11 Loft
LM12 Bungalow
LM13 Brownstone
LM14 Frosty White
LM15 Muslin
LM16 Flint

3rd Option:

Matching Edge Color:

EV Loft
EX Bungalow
EY Brownstone
EW White
EU Muslin
E9 Flint

Continued below ▼

4th Option:

Veneer Type and Finish *(if applicable)*:

S prefix for Stratawood
N prefix for Natural

See inside front cover of Systems Price List for finishes.

5th Option:

Lock Option *(if applicable)*:

STD Standard
OMT Omit Lock Core (Deduct $18 per lock)

6th Option:

Lock Color:

EL Silver

Examples: **ZSL153215E.FSC.LM11EV** **ZSL153215EHW.X.LM14EW.NC777.STDEL**

Benching Storage

For specification information see pages 221-223.

GSA SIN 711-3

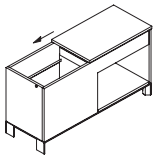

Description	Model	List Price
Toy Box — 23"H Footed x 15"D (22"H with casters)		
42"W Left Open/File Box – Footed	**ZS4215LAT** (shown)	**$ 3475**
42"W Right Open/File Box – Footed	**ZS4215RAT**	**$ 3475**
42"W Left Open/File Box — Mobile	**ZS4215LATM**	**$ 3475**
42"W Right Open/File Box — Mobile	**ZS4215RATM**	**$ 3475**

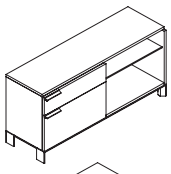

Combination Storage — 22"H x 15"D		
48"W Left Open/Lateral	**ZS4815LAF** (shown)	**$ 3475**
48"W Right Open/Lateral	**ZS4815RAF**	**$ 3475**

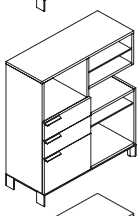

Single Sided Cantilevered Storage — 42½"H x 15"D		
36"W Left Box/Box/File	**ZS421536LS** (shown)	**$ 3823**
36"W Right Box/Box/File	**ZS421536RS**	**$ 3823**

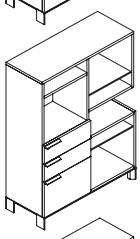

Single Sided Cantilevered Storage — 50"H x 15"D		
36"W Left Box/Box/File	**ZS501536LS** (shown)	**$ 4055**
36"W Right Box/Box/File	**ZS501536RS**	**$ 4055**

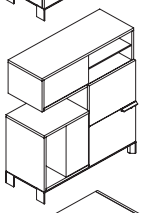

Dual Sided Cantilevered Storage — 42½"H x 15"D		
36"W Shared	**ZS421536D** (shown)	**$ 5213**

Note: Metal on dual sided available in markerboard paint MKP. See page 234.

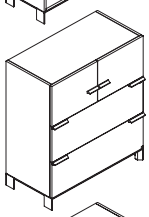

Lateral File w/ Hinged Doors — 42½"H x 18"D		
36"W	**ZS423618HF** (shown)	**$ 3939**

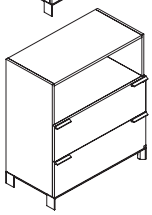

Lateral File w/ Open Shelf — 42½"H x 18"D		
36"W	**ZS423618AF** (shown)	**$ 3823**

Mobile Pedestals — 22"H x 18"D		
15⅝"W Left, Box/File Mobile	**ZDLC1518LEML** (shown)	**$ 1491**
15⅝"W Right, Box/File Mobile	**ZDLC1518REML**	**$ 1491**

How to specify —	*1st Option:*	*2nd Option:*	*3rd Option:*	*4th Option:*	*5th Option:*
Select the Model Number from above.	**Wood Paint Color:** **M11** Loft **M12** Bungalow **M13** Brownstone **M14** Brilliant White **M15** Muslin **M16** Flint	**Metal Paint Color** *(if applicable)*: C S See inside front cover for finishes. Metal on Dual Sided models available in marker board paint MKP.	**Hardware Color:** **PR6** Silver	**Lock Option** *(if applicable)*: **STD** Standard **OMT** Omit Lock Core (Deduct $18 per lock)	**Lock Color:** **EL** Silver
_____ .	M ___ .	___	P R 6 .	___ .	E L

Examples: **ZS4215LAT.M15.P7D.PR6.STDEL** **ZS421536LS.M12.PR6.STDEL**
ZS423618AF.M13.PR6.STDEL

Benching Storage

Stride® — Painted Wood Storage

For specification information see pages 221-223.

Veneer Front

GSA SIN 711-3

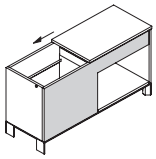

Description	Model	V1 List Price	V3 List Price	V5 List Price
Veneer Front Toy Box — 23"H Footed x 15"D (22"H with casters)				
42"W Left Open/File Box – Footed	**ZS4215LATW** (shown)	$ 4853	$ 5338	$ 5823
42"W Right Open/File Box – Footed	**ZS4215RATW**	$ 4853	$ 5338	$ 5823
42"W Left Open/File Box — Mobile	**ZS4215LATMW**	$ 4853	$ 5338	$ 5823
42"W Right Open/File Box — Mobile	**ZS4215RATMW**	$ 4853	$ 5338	$ 5823

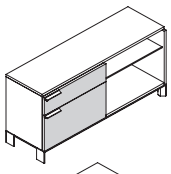

Veneer Front Combination Storage — 22"H x 15"D				
48"W Left Open/Lateral	**ZS4815LAFW** (shown)	$ 4853	$ 5338	$ 5823
48"W Right Open/Lateral	**ZS4815RAFW**	$ 4853	$ 5338	$ 5823

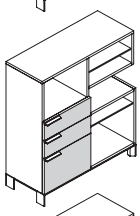

Veneer Front Single Sided Cantilevered Storage — 42½"H x 15"D				
36"W Left Box/Box/File	**ZS421536LSW** (shown)	$ 5338	$ 5873	$ 6405
36"W Right Box/Box/File	**ZS421536RSW**	$ 5338	$ 5873	$ 6405

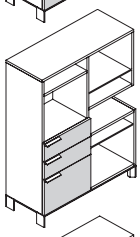

Veneer Front Single Sided Cantilevered Storage — 50"H x 15"D				
36"W Left Box/Box/File	**ZS501536LSW** (shown)	$ 5661	$ 6227	$ 6793
36"W Right Box/Box/File	**ZS501536RSW**	$ 5661	$ 6227	$ 6793

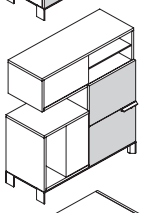

Veneer Front Dual Sided Cantilevered Storage — 42½"H x 15"D				
36"W Shared	**ZS421536DW** (shown)	$ 6230	$ 6853	$ 7477

NOTE: Metal on dual sided available in markerboard paint MKP. See pages 236-237.

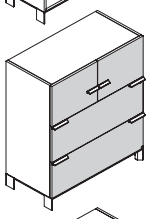

Veneer Front Lateral File w/Hinged Doors — 42½"H x 18"D				
36"W	**ZS423618HFW** (shown)	$ 5500	$ 6035	$ 6567

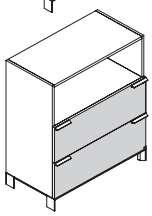

Veneer Front Lateral File w/Open Shelf — 42½"H x 18"D				
36"W	**ZS423618AFW** (shown)	$ 5338	$ 5887	$ 6438

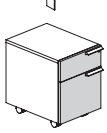

Veneer Front Mobile Pedestals — 22"H x 18"D				
15⅝"W Left, Box/File Mobile	**ZDLC1518LEMWL** (shown)	$ 1571	$ 1649	$ 1728
15⅝"W Right, Box/File Mobile	**ZDLC1518REMWL**	$ 1571	$ 1649	$ 1728

How to specify —	*1st Option:*	*2nd Option:*	*2nd Option:*	*3rd Option:*	*4th Option:*	*5th Option:*
Select the Model Number from above.	**Wood Paint Color:** **M11** Loft **M12** Bungalow **M13** Brownstone **M14** Brilliant White **M15** Muslin **M16** Flint	**Veneer Type and Finish:** **S** prefix for Stratawood **N** prefix for Natural	**Metal Paint Color** *(if applicable)*: C S See inside front cover for finishes. Metal on Dual Sided models available in marker board paint MKP.	**Hardware Color:** **PR6** Silver	**Lock Option** *(if applicable)*: **STD** Standard **OMT** Omit Lock Core (Deduct $18 per lock)	**Lock Color** *(if applicable)*: **EL** Silver
_ _ _ _ _ _ _ _ _ _ .	M _ _ .	_ _ _ _ _ .	_ _ _	P R 6 .	_ _ _ .	E L

Examples: **ZS4215LATW.M13.NC215.P7D.PR6.STDEL** **ZS4815RAFW.M13.SE800.PR6.OMT**
ZS501536RSW.M14.SE800.PR6.STDEL **ZS423618AFW.M12.NC215.PR6.STDEL**

Benching Storage

For specification information see page 223.
(See page 275 for COM pricing on fabric Grades G-J for Seat Cushions.)

GSA SIN 711-2

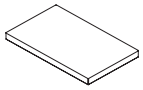

Description	Model	List Price by Grade 1	2	3	4	5	6	7	8	9	10	11	12
Seat Cushion for Toy Box and Combination Storage													
15"D x 24"W	**K5CT1524SC** S	$ 222	$ 253	$ 272	$ 296	$ 315	$ 335	$ 356	$ 377	$ 399	$ 419	$ 441	$ 470
Seat Cushion for Mobile Pedestal													
18"D x 15"W	**K5CT1815SC**	$ 194	$ 222	$ 239	$ 257	$ 275	$ 292	$ 311	$ 331	$ 348	$ 367	$ 387	$ 413

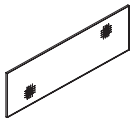

Description	Model	List Price Grade A	Grade B	Grade C	Grade D	Grade E	Grade F
Tackable Cantilever Storage Accessory							
for use with 42½"H Single-Sided Cantilever Unit	**ZS42SF** S	$ 251	$ 277	$ 301	$ 327	$ 351	$ 376
for use with 50"H Single-Sided Cantilever Unit	**ZS50SF**	$ 297	$ 327	$ 355	$ 385	$ 416	$ 444

How to specify —	*1st Option:*	*1st Option:*	*2nd Option:*
Select the Model Number from above.	**Upholstery for Seat Cushion:** See inside back cover of Seating Price List for upholsteries.	**Fabric for Cantilevered Storage Accessory:** See inside back cover for fabrics.	**Trim Paint for Cantilevered Storage Accessory:** C S See inside front cover for finishes.
_____ .	_____ .	_____ .	P _____

Examples: **K5CT1524SC** **ZS50SF.EXG903.P27**

S *Shippable by small-package carrier.*

For specification information see page 223.

GSA SIN 711-1



Description	Model	List Price Core	Select	Accent
Accessories Rail — Worksurface Mounted				
12"W	**U912WTR** S	$ 68	$ 70	$ 73
18"W	**U918WTR** S	$ 73	$ 75	$ 78
24"W	**U924WTR** S	$ 83	$ 85	$ 88
30"W	**U930WTR** S	$ 93	$ 98	$ 103
36"W	**U936WTR** S	$ 104	$ 109	$ 114
42"W	**U942WTR** S	$ 114	$ 119	$ 124
48"W	**U948WTR** S	$ 119	$ 127	$ 131
54"W	**U954WTR** S	$ 124	$ 132	$ 136
60"W	**U960WTR** S	$ 130	$ 140	$ 145
66"W	**U966WTR** S	$ 155	$ 165	$ 170
72"W	**U972WTR** S	$ 176	$ 186	$ 191
78"W	**U978WTR** S	$ 248	$ 258	$ 263
84"W	**U984WTR** S	$ 259	$ 271	$ 280
90"W	**U990WTR** S	$ 274	$ 286	$ 295
96"W	**U996WTR** S	$ 290	$ 305	$ 316
Rail Mounted Accessories				
Phone/Tablet Stand — 6½"H x 4¾"W	**U9TM** S	$ 102	$ 108	$ 117
Pencil Holder — 2½"H x 6"W x 3"D	**U9TP** S	$ 62	$ 67	$ 72
Shelf — 8"W x 4½"D; 2½" above top of worksurface	**U9TS** S	$ 75	$ 81	$ 90
Vertical Paper Tray — 12"H x 1⅜"W x12"D	**U9TF** S	$ 112	$ 118	$ 127
Cord Organizer				
4"W x ⅞"D Metal with 4 cable cutouts	**U9WTC** S	$ 111	$ 114	$ 119

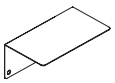

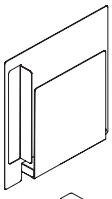

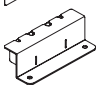

How to specify —

Select the Model Number from above.

1st Option:

Paint:

U 9 | | | | | . | | | |

Examples: **U912WTR.PR6** **U9TF.P7G**

S ***Shippable by small-package carrier.***

Storage

Storage is an essential part of the productive workplace.

Make storage a matter of personal choice as well as necessity. Choose from features like multiple pull styles, custom drawer sizes, paint finishes, and more. It's your workspace. Shouldn't it look like it?

PERSONAL STORAGE

1. **Pedestal.**
   Freestanding, support, mobile, or suspended, with three drawer sizes.
2. **Personal file.**
   Combines pedestal and lateral storage to create a personal filing solution for letter and legal size documents.
3. **Personal tower.**
   Versatile storage with a small footprint. It's storage that goes up, not out. Combine drawers, personal storage, and wardrobe options for the right solution.
4. **Low credenza.**
   Active storage that creates a layered look in any workspace.

LATERALS AND SHARED STORAGE

5. **Lateral file.**
   The storage workhorse, in multiple heights and widths. Works with systems furniture or by itself.
6. **Combination file.**
   The perfect combination of file storage and shelf storage, with concealed or open shelves.
7. **Storage cabinet.**
   Equipped with hinged, locking doors and adjustable shelves to conceal and secure supplies.
8. **Bookcases.**
   Quick access to information, in depths to match laterals or narrower profiles to stand on their own.

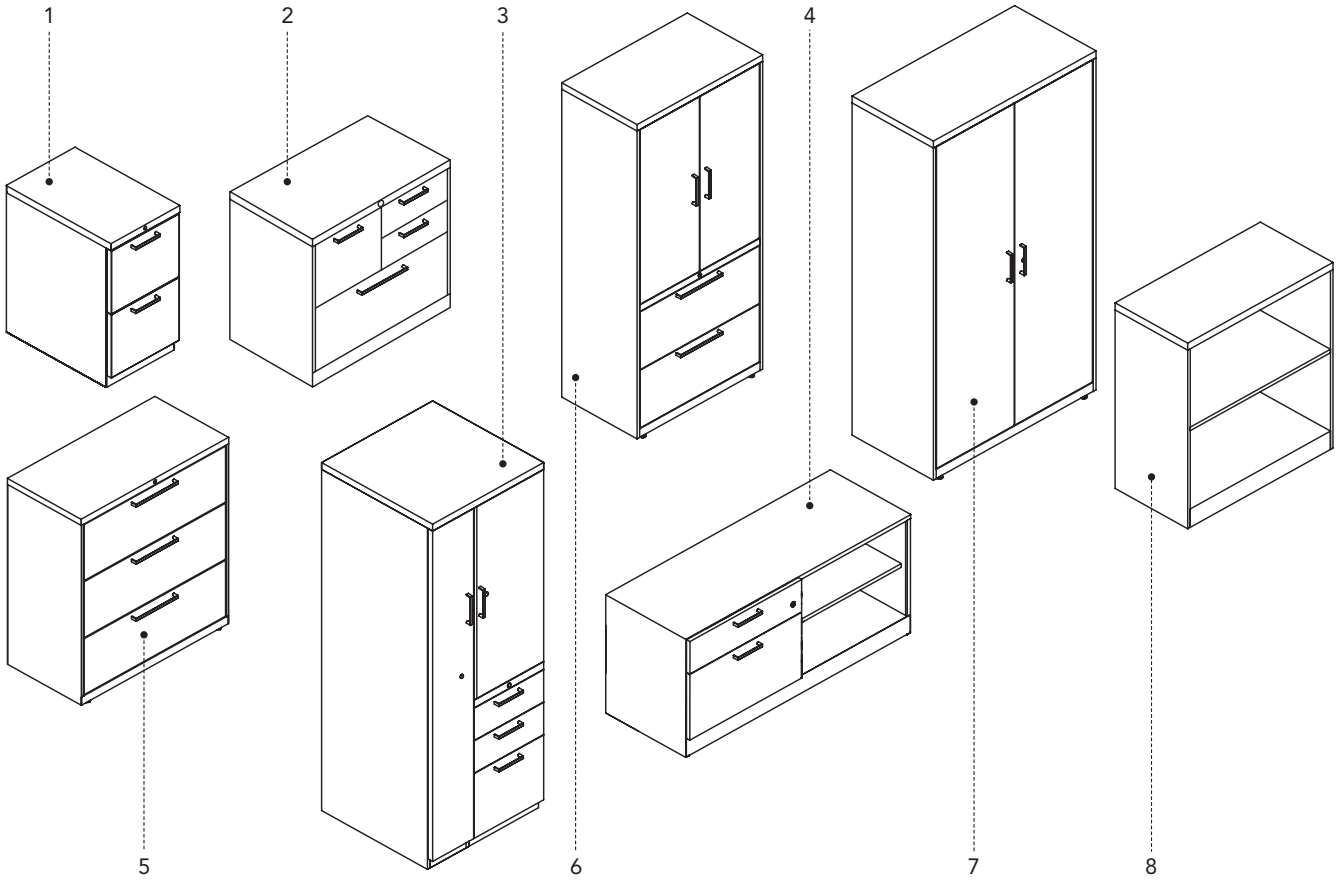

	PULL OPTIONS AVAILABLE							
STORAGE SOLUTIONS	**Straight**	**Arch**	**Square**	**"J"**	**Integral**	**Beveled**	**Linear**	**No Pull**
Pull Letter Designator:	H	A	S	J	I	B	(None)	
Pull Reference: *(Pedestal Drawer Fronts)*								
Personal Storage								
Align All Metal Pedestals	•	•	•		•	•		
Align Metal Low Storage	•	•	•		•	•		
Align All Metal Towers	•	•	•		•			
Align All Veneer Pedestals		•	•	•				
Align Veneer Pedestals with Landscape fronts		•	•					
Align All Veneer Personal Files		•	•	•				
Align All Veneer Towers		•	•	•				
Essentials Peds w/ball bearing suspension		•	•		•	•		
Essentials Personal Files		•	•		•	•		
Essentials Personal Towers		•	•		•	•		
Hutches								
Align Veneer Hutch w/hinged doors								•
Align Veneer Hutch w/Landscape hinged doors								•
Universal Hutch w/flipper door		•	•					•
Overheads								
All Metal Overhead w/flipper door or hinged doors		•	•					•
All Metal Overhead w/single sliding door								•
All Metal Overhead w/recessed door		•	•					•
RTA Overhead w/flipper door								•
Align All Veneer Overhead w/hinged doors								•
Laterals and Shared Storage								
Align™ All Metal Laterals		•	•		•			
Align Metal Laterals w/Veneer fronts		•	•	•				
Align Metal Laterals w/Landscape fronts		•	•					
Align All Metal Bookcases *(no pulls required)*								•
Align All Veneer Laterals		•	•	•				
Align Veneer Laterals w/Landscape fronts		•	•					
Align Veneer Combination Files		•	•	•				
Align Veneer Combination Files w/Landscape fronts (hinged doors)		•	•					
Align All Veneer Bookcases *(no pulls required)*								•
Essentials™ Laterals		•	•		•	•		
Essentials Combination Files		•	•		•	•		
Essentials Storage Cabinets		•	•		•	•		
Essentials Bookcases *(no pulls required)*								•
Essentials Overfile								•
Stride — Painted Wood Storage								
Pedestals							•	
Credenzas							•	
Towers and Benching							•	
Overheads and Cabinets with Painted Wood Fronts								•
Overheads and Cabinets with Veneer Fronts							•	
Involve — Laminate Storage								
Pedestals and Credenzas	•	•	•					
Towers and Stacking Storage	•	•	•					
Overheads								•

Metal Storage

For complete specification and pricing information see the Storage Price List.

GSA Reference Page

Align Metal Pedestals — support or mobile

File/File
28⅛"H x 15"W
23¼", 29¼"D

Box/Box/File
28⅛"H x 15"W
23¼", 29¼"D

File/File
26½"H x 15"W
23¼", 29¼"D

Box/Box/File
26½"H x 15"W
23¼", 29¼"D

Box/File
20½"H Mobile,
22"H Freestanding
15"W x 23¼", 29¼"D

Plinth base shown, support models available with Stride or Terrace feet. Choice of metal or laminate fronts.

Align Low Metal Storage — credenzas, right and left configurations available

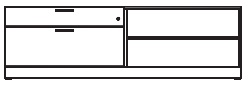

Box/Lateral/Open
72"W
22"H x 18"D

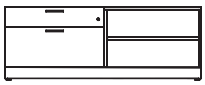

Box/Lateral/Open
60"W
22"H x 18"D

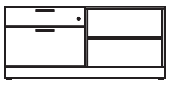

Box/Lateral/Open
48"W
22"H x 18"D

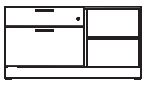

Box/Lateral/Open
42"W
22"H x 18"D

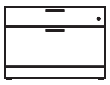

Box/Lateral
24", 30", 36"W
22"H x 18"D

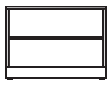

Open
24", 30", 36", 42"W
22"H x 18"D

Plinth base shown, models available with Stride or Terrace feet. Choice of metal or laminate fronts.

Align Metal Personal Towers — Stride®/Terrace®/Optimize™ Height — left configuration shown, also available right

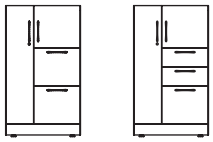

42½"H
24"W / 24"D

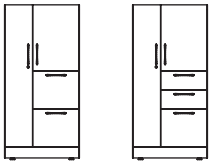

50"H
24"W / 24"D

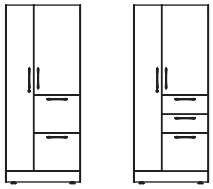

57½"H
24"W / 24"D

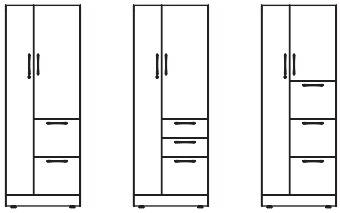

65"H
24"W / 24"D

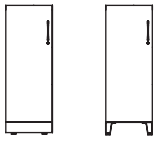

42½"H
12"W / 24"D

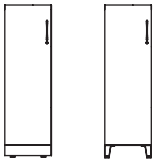

50"H
12"W / 24"D

Plinth base shown, models available with Stride or Terrace feet. Choice of metal or laminate fronts (12"W metal only).

Align Metal Lateral Files — also available with veneer or Landscape™ fronts

2-High
27½"H
30", 36", 42"W
18¾"D

3-High D
39½"H
30", 36", 42"W
18¾"D

4-High D
51½"H
30", 36", 42"W
18¾"D

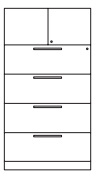

5-High D
67⅝"H
30", 36", 42"W
18¾"D

Align Bookcases

3-, 4-, 5-High D
39½", 51½", 67⅝"H
30", 36"W
18¾"D

D ***Discontinued 12/31/2015***

Metal Storage

For complete specification and pricing information see the Storage Price List.

GSA Reference Page

Essentials Pedestals — Ball-Bearing Slides

Freestanding or Support

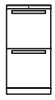

File/File
28"H x 15"W
19⅞", 22⅞", 28⅞"D

Box/Box/File
28"H x 15"W
19⅞", 22⅞", 28⅞"D

Suspended

Box/File
19½"H x 15"W
19⅞", 22⅞"D

Basic Support

File/File
28" x 15"W
19⅞", 22⅞"

Box/Box/File
28"H x 15"W
19⅞", 22⅞"

Mobile

File/File
28"H x 15"W
19⅞", 22⅞", 28⅞"D

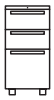

Box/Box/File
28"H x 15"W
19⅞", 22⅞", 28⅞"D

Box/File
22½"H x 15"W
22⅞"D

Basic Mobile



File/File
28"H x 15"W
19⅞", 22⅞"

Box/Box/File
28"H x 15"W
19⅞", 22⅞"

Essentials Personal File

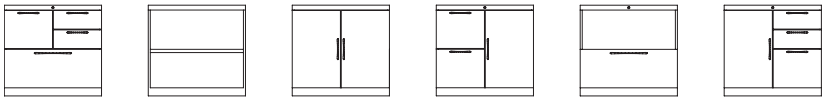

28"H x 18"D x 30"W
Left and Right door configurations available

Essentials Personal Towers

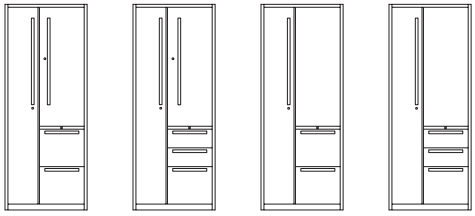

50"H, 65"H x 24"D x 24"W
Left and Right door or open side shelf configurations available

Essentials Lateral Files

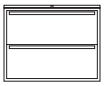

2-High
27¼"H
30", 36", 42"W
18"D

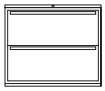

2-High
28"H
30", 36", 42"W
18"D



3-High
39⅛"H
30", 36", 42"W
18"D



4-High
52½"H
30", 36", 42"W
18"D



5-High
64¼"H
30", 36", 42"W
18"D

Essentials Overfiles

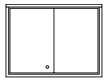

Sliding Doors
27⅞"H
30", 36", 42"W
18"D

Essentials Combination Files



Without Doors
64¼"H
30", 36"W
18"D

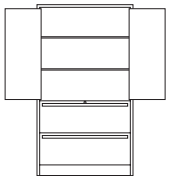

Hinged Doors
64¼"H
30", 36"W
18"D

Essentials Cabinets

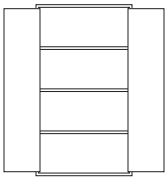

Hinged Doors
39⅛", 64¼"H
36"W
18"D

Essentials Bookcases



39⅛"H
36"W
18"D

64¼"H
36"W
18"D

29", 41", 59",
71", 81"H
34½"W
12⅝"D

Laminate Wood Storage

For complete specification and pricing information see the Storage Price List.
Leg or Plinth Base models available. Leg base units are shown below. *Indicates power ready models available.

GSA Reference Page

Pedestals — 24"H and 28"H

Mobile Box/File | Freestanding Box/File | Freestanding Open | Support Box/Box/File | Support File/File | Support Open

Credenzas — 17½"H, left- and right-handed models available for handed units.

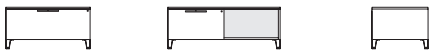

Single Lateral | Single Lateral w/Open Cubby | Corner Table

Credenzas — 24"H, left- and right-handed models available for handed units.

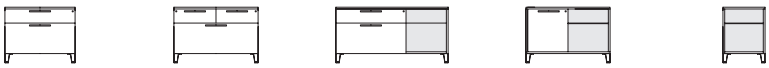

Box/Lateral | Box/Box Lateral | Box/Lateral w/Open Cubby* | Sliding Door Open* | Open*

Credenzas — 28"H, left- and right-handed models available for handed units.

2-High Lateral | Box/Box Lateral | Box/Box Project/Lateral | Sliding Door Open w/Cubbies* | Open*

Credenzas and Bookcase — 42"H

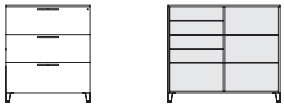

3-High Lateral | Open Bookcase D

Bookcases — 65"H and 72½"H

Bookcase w/Lateral | Bookcase | Bookcase w/Lateral | Bookcase

Towers — 42"H (12"W only), 50"H and 57½"H (50"H shown); left- and right-handed models available.

12"W Full-Width Door | 18"W Hinged Door Box/Box/File | 18"W Side Access File/File | 24"W Hinged Door Box/Box/File | 24"W Side Access File/File

Towers — 65"H and 72½"H (65"H shown); left- and right-handed models available.

12"W Full-Width Door (65"H) | 18"W Hinged Door Box/Box/File | 18"W Hinged Door File/File | 18"W Full-Width Door | 24"W Hinged Door Box/Box/File | 24"W Hinged Door File/File | 24"W Full-Width Door

D *Discontinued 12/31/2015*

Laminate Wood Storage

For complete specification and pricing information see the Storage Price List.
Leg or Plinth Base models available. Leg base units are shown below.

GSA Reference Page

Stacking Storage — Hinged Door, left- and right-handed models available

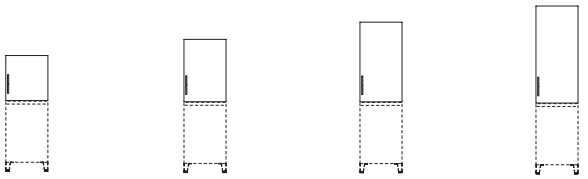

20"H | 27½"H | 35"H | 42½"H

Stacking Storage — Open

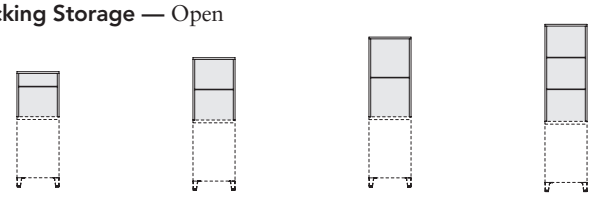

20"H | 27½"H | 35"H | 42½"H

Overheads and Shelves



Hinged Door 15"H | Hinged Door 22½"H | Sliding Door | Open Bin | Dual Access Open | Book Shelf | Laminate Shelf

Soft Seating and Tables

Seat Base w/Drawers | Seat Base w/Open Cubby | Banquette Cushion | Seat Base Cushion | Table Top | Bolster | Corner Table | Open Table

Worksurfaces — New shapes added for Involve to the hundreds available in our existing Worksurface selection.

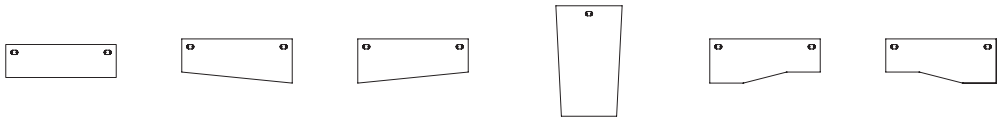

Primary 18"D | Linear Taper 18"D / 24"D | Linear Taper 24"D / 18"D | EZ View Transition | Sweep D Extended Left | Sweep D Extended Right

Supports and Accessories

Open Metal End Supports | Closed Laminate End Supports | Post Leg | Worksurface Stanchion | Overhead Stanchion

Modesty Panels and Screens

Modesty Panels | Back Panels | Privacy Panels | Divider Panels

Accessories

Ped/Credenza Cushion | Pullout Shelf | Extra Metal Shelf | Power Module

D *Discontinued 12/31/2015*

Veneer Storage

For complete specification and pricing information see the Storage Price List.

GSA Reference Page

Align Veneer Pedestals — support or mobile, also available with Landscape™ fronts

File/File
28⅛"H x 15⁷⁄₁₆"W
24", 30"D

Box/Box/File
28⅛"H x 15⁷⁄₁₆"W
24", 30"D

File/File
26½"H x 15⁷⁄₁₆"W
24", 30"D

Box/Box/File
26½"H x 15⁷⁄₁₆"W
24", 30"D

Box/File
20½"H x 15⁷⁄₁₆"W
24", 30"D

Align Veneer Personal Towers

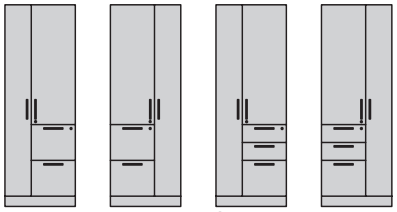

5-High
67⅝"H x 24"W / 24"D

Align Veneer Personal Files

Box/Box/File / Lateral
27½"H x 30"W
20"D

File/Box/Box / Lateral
27½"H x 30"W
20"D

Box/Box/File / File/File
27½"H x 30"W
20"D

File/Box/Box / File/File
27½"H x 30"W
20"D

Box/Box/File / File/File / Lateral
39½"H x 30"W
20"D

File/Box/Box / File/File / Lateral
39½"H x 30"W
20"D

Align Veneer Lateral Files — 2H and 5H also available with Landscape fronts

2-High
27½"H
30", 36"W
20"D

3-High
39½"H
30", 36"W
20"D

4-High
51½"H
30", 36"W
20"D

5-High
67⅝"H
30", 36"W
20"D

Align Veneer Combination Files — also available with Landscape fronts

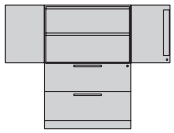

Hinged Doors
4-High
51½"H
30", 36"W
20"D

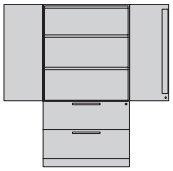

Hinged Doors
5-High
67⅝"H
30", 36"W
20", 24"D

Without Doors
4-High
51½"H
30", 36"W
20"D

Without Doors
5-High
67⅝"H
30", 36"W
20"D

Align Bookcases

3-, 4-, 5-High
39½", 51½", 67⅝"H
30", 36"W
20"D

Extensions™

EXTENSIONS

Introduction

Overview 249

Organization Tools

Working with Organization Tools 250-252

Tool Rails 253

Work Tools 254

Marker Boards and Drawers 255-256

Technology Modules 257

Ergonomic Accessories

Working with Ergonomic Accessories 258-261

Keyboard Supports, CPU Hammock, Corner Sleeve, and Footrest 262

Monitor Arms and Tablet Holders 263

Illumination

Working with Illumination 264-265

Task Lights 266

Undercabinet LED Lights, Link™ LED Lights, and Wand™ LED Light 267

Extensions — Introduction

Extensions accessory line by Allsteel is designed to help you create your own space.

- **Create a unique space**

  Each person is unique, no one person works exactly like another, and different tasks require different tools. Extensions work tools allow each person the ability to create a unique environment that is all their own. Lots of paper to manage? Need active files within arm's reach? Want to maximize your worksurface space? Need light somewhere other than below a cabinet? Whatever the task, we have the tools to accommodate your workstyle.

- **Create a comfortable space**

  With a full line of organization, ergonomic, and illumination tools, Extensions allow you to create a comfortable, ergonomic work area. Organization tools keep important items visible and within your reach. Ergonomic tools help you stay comfortable while working. Illumination tools allow you to put your light where it suits you.

- **Create an organized space**

  Tired of all the piles of paper building up on your worksurface? Organization tools house your materials and keep them in an orderly fashion. With a combination of hanging or freestanding organizational accessories, Extensions let you manage everything from binders to paper clips.

- **Organization tools**

  Work tools are a durable metal construction. Extensions allow you to manage your workspace smartly with tools like the phone caddy to elevate the phone off the worksurface, landscaped mail box trays to minimize worksurface intrusion, folder holders and tool box pen and pencil holders that hang off the slat rail and each other.

  Increase your efficiency with organization!

- **Ergonomic tools**

  Ergonomics is more than just comfort, it's flexibility and safety. The adjustable keyboard options allow users to maintain and vary comfortable wrist and arm positions throughout the day, whether typing or mousing. Monitor Arms offer versatile adjustability while providing optimum comfort for the eyes, neck, and shoulders.

- **Illumination tools**

  Sleek and flexible, our lighting components offer you several choices. Recessed task lights conserve space and feature electronic ballast for longer bulb life and cooler operating temperature. LED tasklights' slim design blends in with its surrounding while utilizing energy-efficient LED technology. The Link light offers award-winning style to a highly versatile and energy efficient light.

Extensions™

Allsteel's tool tile and rail attachments work in conjunction with a variety of accessories. Modular accessories free up worksurface space and provide orderly storage that is well within reach. Units can be arranged and rearranged to respond to changing workflow. The work tools that attach to the tool tile and rail applications are:

- Mail Box
- Folder Holder
- Phone Caddy
- Binder Bin
- Tool Box
- Clip Caddy™
- Sidebar™ Personal Shelf
- Paper Wave™
- Gripper Clip
- Multi-Media Hangar

Additional accessories that work with the tool tile and rail work tools aesthetically are:

- Bookends
- Freestanding Mail Box

Coat hooks, marker boards and center drawers round out the organization offering.

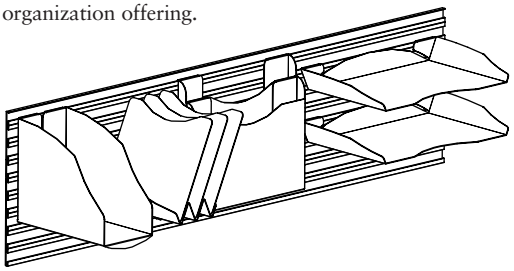

Terrace® 15"H tool tile shown with the binder bin, the Paper Wave, two folder holders, and two mail boxes.

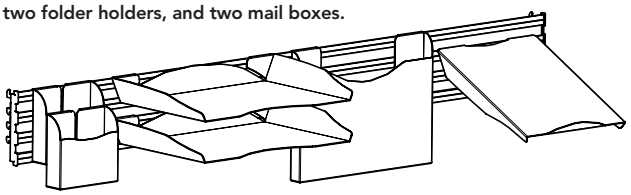

Tool rail, shown above, mount over tiles and are height-adjustable in 1" increments using slots in panels or metal hutch. Tool rail shown with two tool boxes, two mail boxes, folder holder, and phone caddy.

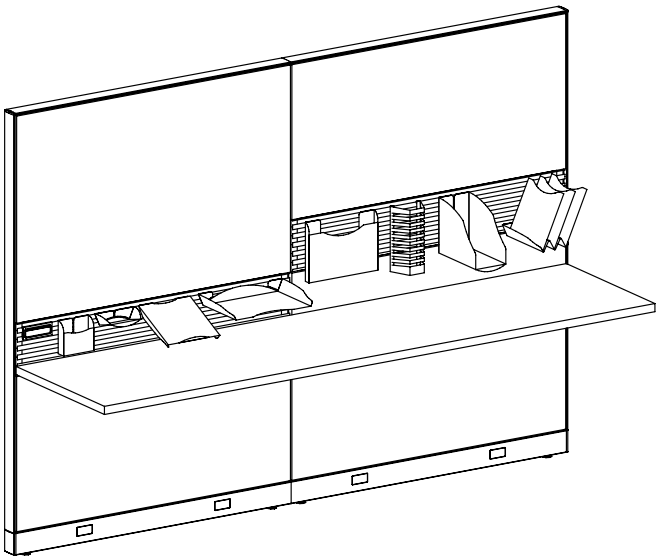

Stride® tool tiles are shown above with various work tools. A single 7½"H Stride tool tile placed at worksurface height limits selection of work tools available. Folder holders, multi-media hangars, and binder bins extend below an 7½"H tool tile. Paper Wave and contents extend above a single 7½"H tool tile.

Tool Tiles and Tool Rails

Tool Tiles — for Stride® and Terrace® (page 255)

- Sturdy aluminum extrusion with steel support construction.
- Powder coated for durable finish.
- Use to hang Extensions tools.
- Available as 7½"H and 15"H tiles for Stride and Terrace.
- Use in place of a standard tile.
- Similar attachment mechanism as tile.
- Suggested weight capacity not to exceed 80 lbs.
- Each tool tile has a suggested weight capacity of 80 lbs. of paper management accessories. One monitor arm (listed on page 569) with a maximum monitor weight of 16 lbs. may be attached, however, when a monitor arm is specified, subtract 25 lbs. of paper management capacity.
- Consideration needs to be given to height of tools and location of worksurfaces.
- On Stride do not segment within the center of the back side of a 15"H tool tile, instead use two 7½"H tool tiles.

Tool Rails (page 255)

- Sturdy aluminum extrusion with steel support construction.
- Powder coated for durable finish.
- Use to hang Extensions tools. Cannot be used to support monitor arms.
- Suggested weight capacity not to exceed 80 lbs.
- Consideration needs to be given to height of tools and location of worksurfaces.
- For use with Stride, Terrace, Optimize™, and Concensys® Systems.
- 5" high rail (widths coordinate with panels).
- Attachment via vertical reveals.
- Can be hung from wall track. Good solution for above copiers.
- Systems tool rail is off-modular — can be used on a panel of equal width or one size smaller.
- May span two panels of appropriate size, i.e., 60"W tool rail on two 30"W panels.

Tool Rail for Hutches (page 255)

- Will work on Concensys system hutches produced after July 2, 2000 and Align metal hutches.
- Sturdy aluminum extrusion with steel support construction.
- Powder coated for durable finish.
- Use to hang Extensions tools. Cannot be used to support monitor arms.
- Suggested weight capacity not to exceed 80 lbs.
- Consideration needs to be given to height of tools and location of worksurfaces.

Tool Tiles, Tool Rails, and Work Tools

Mail Box (page 256)
- Holds standard letter-size paper and inter-office envelopes.
- Minimal horizontal intrusion.

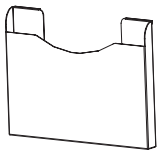

Folder Holder (page 256)
- Holds manila envelopes.
- Is capable of hanging on other folder holders to maximize space.
- Stores vertically for easy access to files.

Phone Caddy (page 256)
- Holds telephone at optimum ergonomic angle.
- Wire management cut-outs.
- Accommodates standard phone sizes.

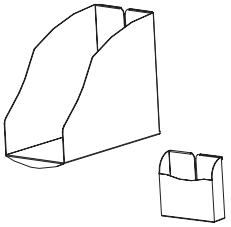

Binder Bin (page 256)
- Holds folders, binders, and manuals.

Tool Box (page 256)
- Holds pencils and other writing utensils, large post-it notes, and other desk top accessories.

Clip Caddy™ (page 256)
- Holds paper clips and other small objects.

Sidebar™ Personal Shelf (page 256)
- Holds office supplies and personal effects.

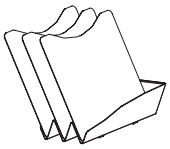

Paper Wave™ (page 256)
- Provides 3 fully divided slots for organizing files.
- Keeps papers from "bowing" at bottom.

Gripper Clip (page 256)
- Binds project papers together.
- Mounts to tool rail or tool tile.



Multi-Media Hangar (page 256) D
- Holds 9 CDs or Zip disks.

Bookends (page 256)
- Can be used on shelves or in cabinets.
- Used to hold books, binders, and catalogs upright.

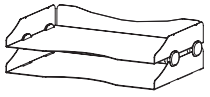

Freestanding Mail Box (page 256)
- Incorporates similar aesthetic to mounted mail box.
- Mounting brackets allow for free access from front and back.
- Sold in pairs of two; will stack up to eight high.
- Individual mail box dimension = 1¾"H.
- Stacking brackets are black.

Coat Hook APMC6 (page 256)
- Hangs directly into slotted Stride®, Terrace®, Optimize™, or Concensys® panel frame.
- Use for coat or bag.
- Package of six.
- Available in black only.

D *Discontinued 12/31/2015*

Extensions™

Marker Boards, Metal Center Drawers, and Laptop Drawer

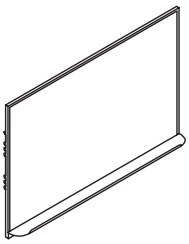

Marker Board (page 257)
- For use with dry marking pens.
- Hangs directly on Concensys panel frame.
- Brackets are installed for Concensys® applications.
- Brackets must be field re-located for use with other systems.
- Marker board does not replace tile on frame-and-tile systems.
- Porcelain-coated steel surface.
- White with silver trim.
- Width must correspond with width of panel.
- Marker board tiles available in tile offering of Stride® and Terrace®.

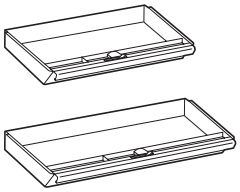

Metal Center Drawers (page 257)
- All metal center drawers feature pencil trays with three compartments for storage.
- Center drawers will not fit in center of 24"D worksurfaces which are wider than 60" due to location of center support bracket.
- For locking specifications, see pages 268-270.
- Ball-bearing slide suspension.

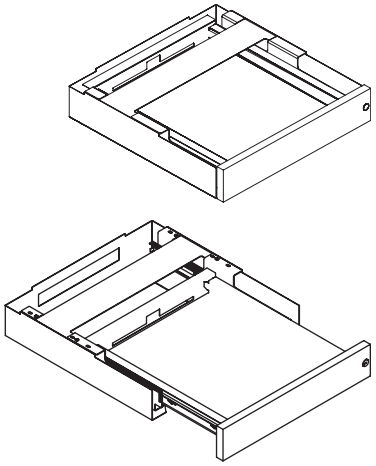

Laptop Drawer — U7WDA (page 257)
- Drawer body made of sheet metal.
- Drawer front made of ¾" particle board with high pressure laminate on both sides and fused laser edge banding.
- Core removable lock is located on right side drawer front
- 17⅛"W x 18"D x 3⅜"H Outside (interior 13"W x 16"D x 1⅞"H)
- Minimum surface depth is 21" for surfaces not using an external stiffener; and 27" for surfaces using an external stiffener.
- Drawer extends 16"
- Maximum load: 45 lbs (functional BIFMA load)
- Drawer assembly and cover have cut out in back to allow for cables to exit drawer.
- Distance from floor to bottom of unit w/glides fully retracted is 24¾".
- Does not interfere with Further leg mounting plates so drawer can be placed directly next to either a system or table leg.
- When being placed next tower storage using the tower ell bracket (Z6LB) to support surface the drawer must be inset 3" to clear the ell bracket.
- Can be placed directly next to any support storage from any Allsteel product line (excluding towers).
- Flat brackets — drawer must be offset 3" from seam between surfaces to clear the bracket.
- Can be used with rabbet edge worksurface models but there will be a larger reveal between surface and drawer.
- Can be used with knife edge worksurface models but reveal and depth need to be considered.
- See page 253 for use with Stride system supports.

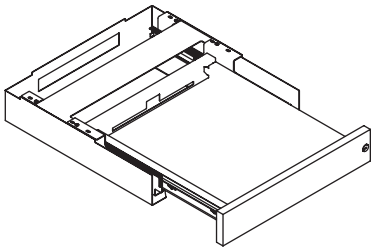

Stride® Post Legs

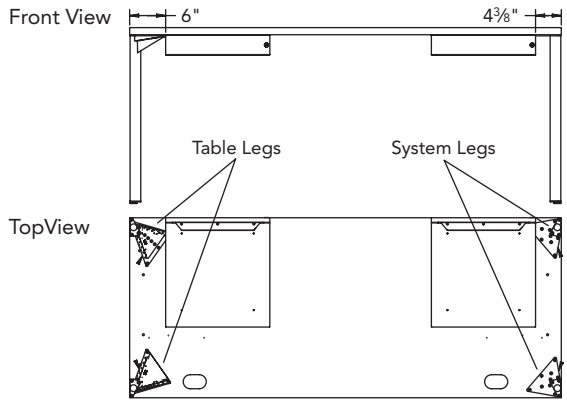

Stride C-Legs

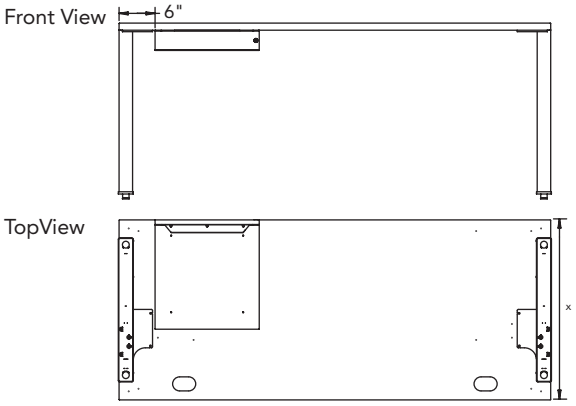

Laptop Drawer with Stride

- **Freestanding legs** — drawer must be inset 6" from worksurface edge to clear leg mounting brackets.
- **C-legs** — drawer must be offset 6" from worksurface edge to clear support mounting bracket.
- **System legs** — drawer must be inset 4⅜" from worksurface edge to clear leg mounting plates.
- **In-line supports** — metal drawer must be offset from worksurface edge by 2⅝" to clear support mounting bracket.
- **Metal end support panels** — drawer must be offset 2¾" from worksurface edge to clear support mounting bracket.
- **Stride benching** — cannot be used as drawer interferes with support beam.
- **Rabbet edge** — ok to use with rabbet edge worksurface models but there will be a larger reveal between surface and drawer.

Stride System Supports

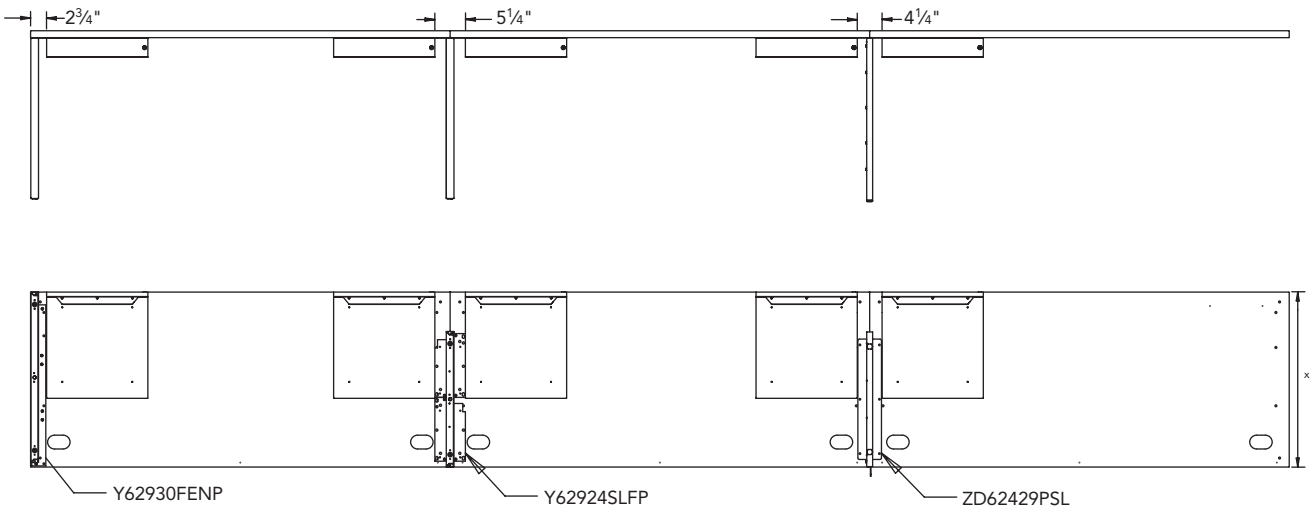

Extensions™

Technology Modules and Worksurface Power/Data Modules

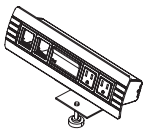

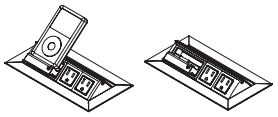

Technology Modules (page 257)

- Can be mounted by clamping to worksurface or mounting flush to the worksurface top.
- Must be installed at time of initial worksurface installation if mounting between a worksurface and panel.
- The USB hub allows simultaneous powering of four USB-A devices. The USB hub is a charger only, no ability to connect to a PC. The charging capability is limited and may not charge all devices.
- Opening size needed to flush mount in worksurface.

Model	Depth of Cut	Width of Cut
A87P2U1R	4"	8"
A87P2D1R D	4"	8"
A87P2U1D1R D	4"	9½"

Byrne's Docking Station for iPod® and iPhone® (page 257)

- The iDoc charges and syncs with patent pending Roc.in.Doc™ technology eliminating the need for charging adapters.
- The mount provides quick access to the iPod or iPhone display for easy user control.
- Contact Byrne to check for compatibility with the latest technology.

Worksurface Power/Data Module (page 257)

- Provides easy access to technology at primary worksurface.
- Mounts to edge of a worksurface and requires ⅜" gap. Consider whether ⅜" gap will work with layout.
- Must be mounted at time of initial worksurface installation if mounting between a worksurface and a panel. Maintaining ⅜" gap may not be possible with worksurfaces that are panel wrapped.

D *Discontinued 12/31/2015*

For specification information see pages 250-251.

GSA SIN 711-1

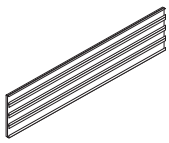

Description	Model	Core Paint List Price	Select Paint List Price
7½"H Stride® Tool Tiles — used to support Extensions paper management accessories			
20"W	**Z40720SW** S	$ 150	$ 183
24"W	**Z40724SW** S	$ 150	$ 183
30"W	**Z40730SW** S	$ 156	$ 189
36"W	**Z40736SW** S	$ 162	$ 195
42"W	**Z40742SW** S	$ 168	$ 201
48"W	**Z40748SW** S	$ 181	$ 214
60"W	**Z40760SW** S	$ 193	$ 226

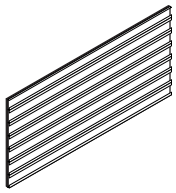

15"H Stride Tool Tiles — used to support Extensions paper management accessories			
20"W	**Z41520SW** S	$ 218	$ 251
24"W	**Z41524SW** S	$ 231	$ 264
30"W	**Z41530SW** S	$ 248	$ 281
36"W	**Z41536SW** S	$ 270	$ 303
42"W	**Z41542SW** S	$ 283	$ 316
48"W	**Z41548SW** S	$ 302	$ 335
60"W	**Z41560SW** S	$ 320	$ 353



5"H Tool Rails — for Panels			
24"W	**EASR24** S	$ 148	$ 176
30"W	**EASR30** S	$ 156	$ 184
36"W	**EASR36** S	$ 164	$ 192
42"W	**EASR42** S	$ 171	$ 199
48"W	**EASR48** S	$ 175	$ 203
60"W	**EASR60** S	$ 205	$ 233



5"H Tool Rails — for Metal Hutches			
36"W	**EAHSR36** S	$ 164	$ 191
42"W	**EAHSR42** S	$ 171	$ 198
48"W	**EAHSR48** S	$ 175	$ 202
60"W	**EAHSR60** S	$ 205	$ 232
66"W	**EAHSR66** S	$ 213	$ 240
72"W	**EAHSR72** S	$ 228	$ 255

Note: Tool tiles placed at worksurface height limit selection of work tools available. Folder holders, multi-media hangers, and binder bins extend below a 7½"H tool tile. Paper Wave™ and contents extend above a single 7½"H tool tile.

How to specify —	*1st Option:*
Select the Model Number from above.	**Paint:** C S See inside front cover for finishes.
_____ .	P ___

Examples: **Z40720SW** **EASR36.P02**

S *Shippable by small-package carrier.*

Extensions™

Organization Work Tools

For specification information see pages 250-251.

GSA SIN 711-1

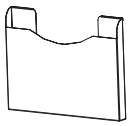

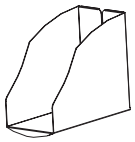



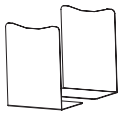
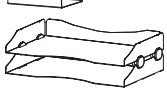

Description	Model	List Price	Select Paint List Price
Mail Box			
9"D x 15"W	EAPT S	$ 75	$ 87
Folder Holder			
9"H x 12"W	EAFS S	$ 77	$ 89
Phone Caddy			
9"W x 11"D	EATS S	$ 93	$ 105
Binder Bin			
8½"H x 5¼"W x 10"D	EABS S	$ 75	$ 87
Tool Box			
5"H x 5¼"W x 1½"D	EADH S	$ 60	$ 72
Clip Caddy™			
2"H x 7"W x 3½"D	EAAC S	$ 54	$ 66
Sidebar™ Personal Shelf			
2"H x 21"W x 7"D	EAPS S	$ 77	$ 89
Paper Wave™			
Tray size: 2½"H x 6"W x 10"D Dividers: 9½"H x 9"W	EASS S	$ 105	$ 117
Gripper Clip			
Package of 2 — 5"W x 2"H	EAPC S	$ 77	$ 89
Multi-Media Hangar			
10"H x 5½"W x 3½"D	EAMH S D	$ 75	$ 87
Bookends (specify paint color)			
Pair — 8"H x 6"W x 4"D	EABE S	$ 72	$ 84
Freestanding Mail Box (specify paint color)			
Pair — 4⅞"H x 13¾"W x 9"D	EAFT S	$ 151	$ 163
Coat Hooks (black only)			
Package of six	APMC6 S	$ 75	N/A

D *Discontinued 12/31/2015*

How to specify —

Select the Model Number from above.

1st Option:

Paint:

C S

See inside front cover for finishes.

P

Examples: **EAPT.P4J EABE.P4J APMC6.P**

S *Shippable by small-package carrier.*

Extensions™

Organization Marker Boards / Drawers / Technology Modules

For specification information see pages 252-254.

GSA SIN 711-1, 711-2, 711-11

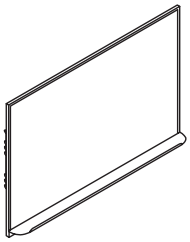

Description	Model	List Price
Marker Board		
36"W x 24"H	**AMRK36** S	$ 424
42"W x 24"H	**AMRK42** S	$ 461
48"W x 24"H	**AMRK48** S	$ 476

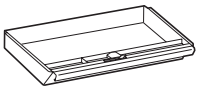

Angled front

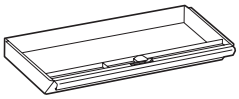

Angled front

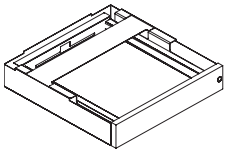

Description	Model	List Price Core	Select	Accent
Metal Center Drawer w/Lock				
19"W x 14¾"D x 3"H • 12" drawer extension (3/4). • Inside drawer dimension: 19"W x 13"D x 2⅜"H. • Minimum clearance for mounting: 21¾"W x 19¼"D.	**CSDC19** S	$ 158	$ 172	N/A
24¾"W x 14¾"D x 3"H • 12" drawer extension (3/4). • Inside drawer dimension: 24½"W x 13½"D x 2⅜"H. • Minimum clearance for mounting: 27⅜"W x 19¼"D.	**CSDC25** S	$ 163	$ 177	N/A
Laptop Drawer - Locking, laminate front, metal case				
17⅝"W x 18"D x 3⅜"H (Interior 13"W x 16"D x 1⅞"H)	**U7WDA** S	$ 961	$ 976	$ 992

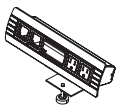



Description	Model	List Price
Technology Modules — Worksurface Clamp (EL Silver only)		
2 Power, 1 USB Hub	**A87P2U1C** S	$ 580
2 Power, 1 iPod Hub	**A87P2D1C** S	$ 708
2 Power, 1 USB, and 1 iPod Hub	**A87P2U1D1C** S	$ 863
Technology Modules — Flush Mount (EL Silver only)		
2 Power, 1 USB Hub	**A87P2U1R** S	$ 618
2 Power, 1 iPod Hub	**A87P2D1R** S D	$ 747
2 Power, 1 USB, and 1 iPod Hub	**A87P2U1D1R** S D	$ 901
Worksurface Power/Data Module (PR6 Silver only)		
2 Simplex receptacles, 1 data position	**A870302**	$ 218

D *Discontinued 12/31/2015*

How to specify —	*1st Option:*	*2nd Option:*	*3rd Option:*	*4th Option:*	*5th Option:*	*6th Option:*
Select the Model Number from above.	**Laminate** *(Laptop drawer front if applicable)*: See inside front cover for finishes.	**Edge** *(Laptop drawer edge if applicable)*: See inside front cover for finishes.	**Paint** *(If laptop drawer, list exterior case color here)*: See inside front cover for finishes. Power Data Module PR6 Silver.	**Paint** *(Interior of laptop drawer if applicable)*: See inside front cover for finishes.	**Lock** *(if applicable)*: **STD** Standard **OMT** Omit (Deduct $18)	**Lock or Tech Module Color** *(if applicable)*: **EL** Silver

Examples: **AMRK36** **U7WDA.LM11EV.P27.PR6.STDEL**

S *Shippable by small-package carrier.*

Extensions™

Articulating Keyboard Supports				
Features	**Model AKM5**	**Model AKM3**	**Cobra™ Model AKMX**	**Model AKM1**
	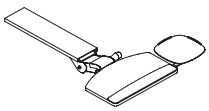	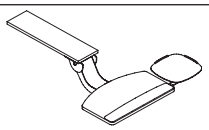	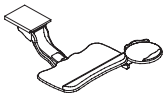	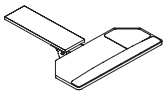
Keyboard Support	Platform style 18¾"W x 11½"D	Platform style 18¾"W x 11½"D	Platform Style 19"Wx11"D	Platform style 25"W x 10½"D
Keyboard Support Material	Phenolic	Phenolic	Phenolic	Polyethylene Made of 90% post-consumer materials and completely recyclable. Free of formaldehydes and carcinogens and emit no VOCs.
Suspension	• Nylon glides on lubricated slide track • Intuitive lift and lock one touch height adjustment • Visual height indicator gauge	• Nylon glides on lubricated slide track • Intuitive lift and lock one touch height adjustment	Lubricated slide track system: spring assisted	Nylon glides on lubricated slide track system — spring assisted
Platform Rotation	360 degrees	360 degrees	360 degrees	360 degrees
Platform Tilt	+10/-15 degrees	+/- 15 degrees	+10/-20 degrees	+10/-15 degrees
Platform Tilt Adjustment	Soft touch knob for precise tilt adjustment; visual indicator gauge	Release handle for independent tilt adjustment	Convenient tilt wheel assists desired tilt angle	Soft touch knob for simultaneous height and tilt adjustment
Platform Height Adjustment Range	8⅜" (1⅛" above to 6¾" below)	7" (2½" above to 4½" below) Can position platform to be flush with worksurface for extended work area	12½" (7" above to 5½" below)	6¼" (1¼" above to 5" below)
Platform Height Adjustment	Lift platform to raise, lift slightly and tilt back to lower	Lift platform to raise, lift slightly and tilt back to lower	Lift platform to raise, lift slightly and tilt back to lower	Turn knob to release platform; adjust to desired height and tilt; tighten knob to secure
Palm Rest	Detachable leatherette-covered gel palm rest	Detachable leatherette-covered gel palm rest	Fabric covered gel palm rest	Detachable leatherette-covered gel palm rest
Mouse Pad	Independent tilt and swivel with reversible design; mouse platform clicks in on left or right side, no tools required	Independent tilt and swivel with reversible design; mouse platform clicks in on left or right side, no tools required	Circular, swivel, tilt, LH/RH mounting, mouse catcher, gel rest	In-line to accommodate mouse on same level as keyboard
Microsoft Natural Compatible	No	No	Yes — by removing palm rest	Yes — by removing palm rest
Track Depth	21¾"	21"	23"	17"
Required Mounting Clearance	18¾" W x 21¾"D + ¼" Recess	18¾"W x 21"D + ¼" Recess	19"W x 23"D + ¼" Recess	25"W x 17"D + ¼" Recess
Adjustable Wrist Rest	No	No	Fixed mounting and height	No
Ideal For	• Straight worksurfaces • ADA/HFES compliance • Extensive adjustability with mouse in line, mouse over or mouse forward of keyboard	• Multiple users • Straight worksurfaces • Extensive adjustability with mouse in line, mouse over or mouse forward of keyboard	• Corner worksurface applications • Sit to stand applications	• Shallow worksurfaces • Stride beam-based benching • Corner worksurface (17" or 21") • Radius worksurface (42" or 48")
Additional Information	• Leatherette-covered palm rests are free of formaldehydes and carcinogens. Can be cleaned and sanitized. Entire palmrest can be removed for thorough cleaning of the platform • Track can be cut in the field to shorten track depth — may affect ability to fully recess platform	• Leatherette-covered palm rests are free of formaldehydes and carcinogens. Can be cleaned and sanitized. Entire palmrest can be removed for thorough cleaning of the platform • Installer friendly — ship standard with double-sided tape to assist with installation • Track can be cut in the field to shorten track depth — may affect ability to fully recess platform	• Track can be cut in the field to shorten track depth — may affect ability to fully recess platform	• Leatherette-covered palm rests are free of formaldehydes and carcinogens. Can be cleaned and sanitized. Entire palmrest can be removed for thorough cleaning of the platform • Installer friendly — ship standard with double-sided tape to assist with installation • Track can be cut in the field to shorten track depth — may affect ability to fully recess platform

AKM5 Keyboard Support w/Switch-n-Click Mousepad (page 262)
- Convenient lift and lock mechanism provides 8⅜" of height adjustment and offers more precise placement accommodated with visual dial-a-tilt height and tilt gauge.
- +10°/-15° tilt adjustment and 360° rotation provides support of neutral position of shoulders, arms, and wrists while accommodating multiple working postures.
- Slim, low-profile design.
- Pairs with a convertible keyboard platform that can be positioned in-line, over, or forward of keyboard platform — without the need for tools.
- Includes detachable leatherette-covered gel palm rest, nonslip pad, mouse pad, mouse guard, and cord management clips.
- Phenolic material on keyboard platform can be cleaned and sanitized to maintain a bacteria-free environment; articulating arm made of cold-rolled steel is recyclable.
- Recommended for straight-edge worksurfaces.

AKM3 Keyboard Support w/Switch-n-Click Mousepad (page 262)
- Features intuitive lift and lock height and tilt mechanism. Provides 7" of height adjustment.
- Slim, low-profile design that can be positioned flush with the worksurface for an extended workspace.
- +15°/-15° tilt adjustment and 360° rotation provides support of neutral position of shoulders, arms, and wrists while accommodating multiple working postures.
- Pairs with a convertible keyboard platform that can be positioned in-line, over, or forward of keyboard platform — without the need for tools.
- Includes detachable leatherette-covered gel palm rest, nonslip pad, mouse pad, mouse guard, and cord management clips.
- Phenolic material on keyboard platform can be cleaned and sanitized to maintain a bacteria-free environment; articulating arm made of cold-rolled steel is recyclable.
- Recommended for straight-edge worksurfaces.

AKMX Cobra Keyboard Support w/Mousepad (page 262)
- Lift and lock intuitive height adjustment.
- Positive and negative tilt for the best ergonomic positioning.
- +10°/-20° tilt adjustment and 360° rotation provides support of neutral position of shoulders, arms, and wrists while accommodating multiple working postures.
- Non-handed mouse tray can be moved from right hand to left hand side.
- Surpasses ANSI/BIFMA standards.
- Black powder-coat finish.

AKM1 Keyboard Support w/Mousepad (page 262)
- Simple, spring-assisted mechanism provides 6¼" of height adjustment.
- Features soft-touch knob for simultaneous height and tilt adjustments.
- +10°/-15° tilt adjustment and 360° rotation provides support of neutral position of shoulders, arms, and wrists while accommodating multiple working postures.
- Accommodates keyboard and mouse on the same level
- Includes detachable leatherette-covered gel palm rest, nonslip pad, mouse pad, mouse guard, and cord management clips.
- Keyboard platform made of 90% post-consumer recycled materials and completely recyclable. Free of formaldehydes and carcinogens and emits no VOCs.

CPU Hammock™ (page 262)

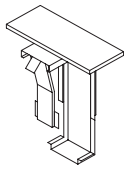

- Features 360° swivel with 13½" ball bearing glide track.
- Load capacity 55 lbs.
- Fits CPUs 5" to 20" in overall height and 3" to 6" in width.
- Height adjustable from 16" to 23" below worksurface.
- No tools required to make adjustments.
- Features a textured, silver paint finish.

Metal Corner Sleeves (page 262)

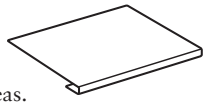

- 22½"W leading edge x 18"D.
- Corner sleeves connect intersecting worksurfaces to create "corner desk" work areas.
- All corner sleeves have pre-drilled holes to allow attachment of articulating keyboard platforms.

Footrest FR100 (page 262)

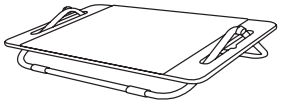

- Footrests increase comfort and decrease fatigue by redistributing body weight for healthier positioning of the spine and legs.
- Ideal for users who cannot rest feet comfortably on the floor.
- Platform rests 3" from the floor.
- Platform slides back and forth on frame to allow ankle flexion and extension.
- Platform dimensions: 15⅜"W x 18½"D x 3"H.

Extensions™

MONITOR ARMS	ZW8 for Tool Tile	ZW8 Single	ZW8 Dual	ZW8 Single-HD	ZW8 Dual-HD
Allsteel Model:	**ZW810T**	**ZW810S**	**ZW820D**	**ZW810H**	**ZW820DH**
Features:		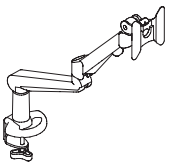	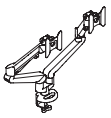	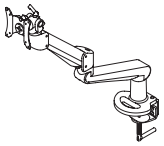	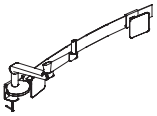
Monitor rotation	180°	180°	180°	180°	180°
Monitor Extension	15"	21"	21"	22¼"	26¾"
Monitor retraction	3½"	3½"	3½"	3½"	3½"
Monitor tilt adjustment	+30°/-25°	+30°/-25°	+30°/-25°	+85°/-25°	+35°/-25°
Arm Height adjustment	11¾"	6½" to 19½" (13")	6½" to 19½" (13")	9" to 23" (14")	9" to 23" (14")
Monitor Weight capacity (Maximum approved weight)	6½ to 16 lbs.	6½ to 18 lbs.	6½ to 18 lbs. per arm	17½ to 44 lbs.	12 to 38.5 lbs. each
Mounting option	Stride rail mount*	Desk clamp or grommet included	Desk clamp or grommet included	Desk clamp or grommet included	Desk clamp or grommet included
360° lockout feature	No	Yes	Yes	No	No
VESA compatibility	75mm and 100mm	75mm and 100mm	75mm and 100mm	75mm and 100mm	75mm and 100mm
Laptop Tray compatible	Yes	Yes	Yes	No	No
Tool Tile / Stride Bench compatible	Yes	No	No	No	No
Pole height	N/A	N/A	N/A	N/A	N/A
Maximum width per monitor	N/A	N/A	25"	25"	25"
Worksurface requirements — Desk Clamp	N/A	⅞" to 2" thick	⅞" to 2" thick	⅞" to 2" thick	⅞" to 2" thick
Worksurface requirements — Grommet Mount	N/A	⅞" to 2" thick; hole diameter 5/16" to 2"	⅞" to 2" thick; hole diameter 5/16" to 2"	⅞" to 2" thick; hole diameter 5/16" to 2"	⅞" to 2" thick; hole diameter 5/16" to 2"
Environmental info	99% recycled content	99% recycled content	99% recycled content	99% recycled content	99% Recycled content

*ZW810T is NOT approved for tool rail models EASRxx or EAHSRxx that attach to system panel slots or hutches.

GSA Reference Page

ZW8 Series Monitor Arms (page 263)
- Versatile adjustability with a refined design and effortless, pneumatic fingertip adjustment.
- Multiple points of adjustment, including 360° swivel at two points, 21" extension and 13" of height adjustment, and a 180° lockout feature.
- Monitor tilts +30°/-25°.
- Tension adjustment feature at two locations to accommodate monitor weight and desired tilt tension.
- Maximize use of worksurface with ability to retract to minimal footprint of 3½", making ZW8 ideal for shallow worksurfaces.
- Model includes grommet and worksurface mounting options.
- Integrated cable management.
- Desk clamp mounts to surfaces ⅞" to 2" thick; grommet mount requires hole diameter of 5/16" to 2" wide, and accommodates surfaces up to 2" thick.
- Single arm supports 6½ to 18 lbs.; dual arm offers perfect horizontal alignment, and each arm supports 6½ to 18 lbs.
- ZW8 for tool tile is compatible on Allsteel tool tiles and Stride bench rail includes one dynamic extension limb. Arm extension is 15" from tile/rail, height adjustment 12".
  (**Not approved for tool rail models EASRxx or EAHSRxx that attach to system panel vertical slots or hutches.**)
- ZW810S and ZW820D will fit all depths of Stride double-sided benches. Interference with support beam on 54" Bench, desk clamp will not install flush to edge of worksurface, but will allow power access door to close completely.
- Mounting location on Stride single-sided bench and screen-based bench may be impacted by location of connecting brackets and supports.
- VESA 75mm and VESA 100mm compatible.
- Quick release feature simplifies monitor installation and exchanges.

ZW8 Heavy Duty Series (page 263)
- ZW810H heavy duty arm supports 7.6 to 44 lbs. in total weight.
- ZW820DH supports weight capacity 12 to 38.5 lbs. combined (to accommodate 5.5 lbs. weight of crossbar).
- Single arm features 22¼" extension, dual arm extends 26¾".
- Height adjustment range of 9" to 23" (14" total).
- Features 360° rotation at 3 points.
- Integrated cable management.
- Tension adjustment feature at two locations to accommodate monitor weight and desired tilt tension.
- Quick release feature simplifies monitor installation and exchanges.
- Monitor rotates 180° and tilts +85°/-35°.
- Dual arm crossbar length of 41"; monitors can be positioned by sliding along crossbar to accommodate various sizes. Can accommodate up to two 24" diagonal monitors (total outside casing dimension of 38" wide).
- Cannot be installed on 54" Stride double-sided bench due to interference with support beam.
- Mounting location on Stride single-sided bench and screen-based bench may be impacted by location of connecting brackets and supports.

Laptop Tray (page 263)

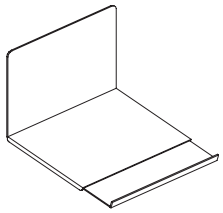

- Adjustable laptop tray can be used on ZW810S and ZW820D.
- Features adjustable depth of 11¾" to 17¼" to accommodate docking stations along with laptop computer.
- Width 12".
- Designed with ventilation holes for adequate heat dissipation.
- Non-skid protective pads included to prevent laptop from sliding.
- Weight of laptop tray 7 lbs; include when calculating total weight of tray + laptop to comply with weight capacity.

Extensions™

Ergonomic — Keyboard Supports / CPU Holder / Footrest

For specification information see pages 258-259.

GSA SIN 711-1

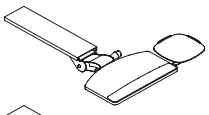

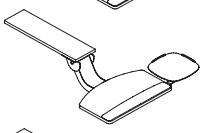

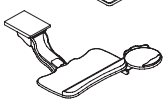

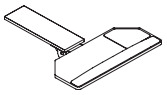

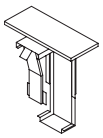

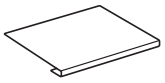

Edge Details

Model AWCS

Description	Model		List Price
Precision Fit Articulating Keyboard Support with Switch-n-Click Mousepad (Black only)			
18¾"W x 11½"D (Mounting clearance 21¼"D)	**AKM5**	S	$ 515
Convertible Articulating Keyboard Support with Switch-n-Click Mousepad (Black only)			
18¾"W x 11½"D (Mounting clearance 21"D)	**AKM3**	S	$ 449
Cobra™ Keyboard and Mouse Support (Black only)			
19"W x 11"D (Mounting clearance 23"D)	**AKMX**	S	$ 404
Articulating Keyboard Support with Integrated Mousepad (Black only)			
25"W x 10½"D (Mounting clearance 17"D)	**AKM1**	S	$ 296
CPU Hammock™ (Silver only)			
Adustable Height CPU Holder with 360° swivel	**ACPU4**	S	$ 178
Metal Corner Sleeve — for use with Optimize, Concensys, Terrace, Stride Systems			
• Fits 1¼" thick square edge detail. (T-Mold worksurfaces) 22½"W leading edge x 18"D.	**AWCS**	S	$ 86
Footrest (Black only)			
Adjustable — Rests 3" from the floor – 15⅜"W x 18½"D x 3"H	**FR100**	S	$ 150

How to specify —

Select the Model Number from above.

1st Option:

Paint for Corner Sleeve:

C S

See inside front cover for finishes.

Examples: **AKMX AKM1 ACPU4 AWCS.P7D FR100**

S *Shippable by small-package carrier.*

For specification information see pages 260-261.

GSA SIN 711-1

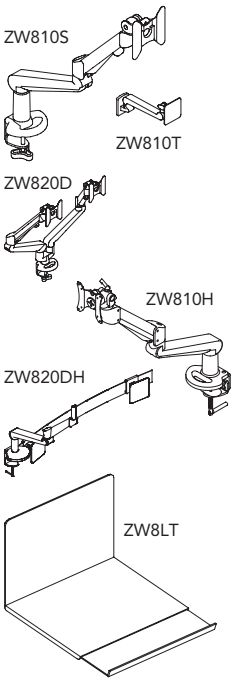

Description	Model	List Price
Monitor Arms — ZW8 Series		
Single — Desk Clamp	**ZW810S** S	**$ 354**
Single — Mounts to Toolrail or Tool Tile	**ZW810T** S	**$ 354**
Dual — Desk Clamp	**ZW820D** S	**$ 606**
Conversion Kit — from Single-to-Dual	**ZW82KIT** S	**$ 354**
Single Monitor — for Heavy Duty Monitor	**ZW810H** S	**$ 537**
Dual Monitor — for Heavy Duty Monitors	**ZW820DH** S	**$ 920**
Laptop Tray	**ZW8LT** S	**$ 227**

How to specify —

Select the Model Number from above.

1st Option:

Color for ZW Series:

SVR Silver

ZW8 | | | | . S V R

Examples: **ZW810S.SVR** **ZW8LT.SVR**

S ***Shippable by small-package carrier.***

Extensions™

Allsteel Extensions™ offers Illumination in four styles — task light, undercabinet LED light, Link™ light, and Wand™ light.

Task Light

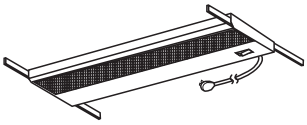

Recessed task lights conserve space and provide an efficient solution for illuminating the workplace. All models are equipped with electronic ballast for longer bulb life and cooler operating temperature.

Recessed task light models mount under storage cabinets or shelves to provide optimal space utilization. Models are available in two styles and three sizes to correspond with the width of the cabinet or shelf. Task Lights with a fused plug are available to meet Chicago electrical code.

Undercabinet LED Light

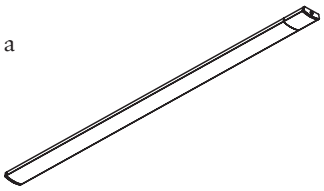

The undercabinet LED light is a low-profile, linear solution for overhead cabinets and shelves and is an ideal solution for painted wood storage. It utilizes energy-efficient LED technology which provides a long life. The undercabinet LED light provides the opportunity to mount the fixture where light is needed most.

The undercabinet LED light features a metal trough reflector with diffuser lens. The undercabinet LED light has a sleek ½" thick profile and provides two options for mounting, either magnetically or with hardware. Lights can be daisy-chained.

Optional occupancy sensor is available which will automatically turn off the fixture after 30 minutes of no detection and back on immediately as the user re-enters the detection range using Passive Infrared (PR) sensor technology. Unit features 360° lens with 90° outward detection angle, providing a 36" coverage diameter at 18". Occupancy sensor comes with connector and is required to be connected in the sequence shown below. Connect occupancy sensor to a light, or first light in daisy chain to control all linked lights.

CONNECTION SEQUENCE*

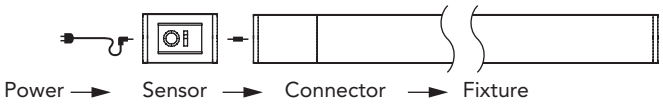

*Cannot deviate from this sequence

Recessed Task Lights (page 266)

- Recessed task lights are black with a 9' long black cord that is attached to the right rear corner of the fixture. (Color does not need to be specified.)
- Bulbs are included.
- RECOMMENDATION: Provide a separate circuit for task lights to ensure proper, long-term operation.
- Includes 4 cord retainer clips.
- Shorter width models can be used on wider overheads, shelves, and hutches.
- All models are equipped with electronic ballast for longer bulb life and cooler operating temperature.
- On/Off switch provides individual control of tasklight within the workstation.
- Daisy chain models require a master control model — 10 fixtures maximum.

Undercabinet LED Lights (page 267)

- Low profile energy-efficient LED task light for use with overhead storage cabinets and shelves.
- 20W power supply for 10W 17" unit (.166 amps).
- 20W power supply for 20W 31" unit (.166 amps).
- 60W power supply for 17" daisy-chain starter unit (.5 amps). Must order one starter unit for each daisy-chain application.
- Specify up to 5 additional 17" interconnect units (ALED17UJMP30) to daisy-chain together with 17" daisy-chain starter fixture (ALED17U60).
  Example: Daisy-chain 4 17" undercabinet LED lights:
  Specify: 1 ALED17U60
  Specify: 3 ALED17UJMP30 with 10" jumper cord
- Specify up to 2 additional 31" interconnect units (ALED31UJMP30) with 10" jumper cords to daisy-chain together with 31" Tasklight (ALED31U60); or 17" daisy-chain starter fixture (ALED17U60).
- 3500K color temperature.
- 131 footcandles at 18" on ALED31U; 76 footcandles at 18" on ALED17U.
- Magnetic or screw-mount option — attachment hardware included.
- On 20 watt model, power drive is attached to plug: allow 1⅞"D space at outlet.
- On 60 watt models, power drive brick is in center of cord and can be attached to underside of worksurface with velcro mount.
- Includes 3 cord retainer clips.
- Meets California Title 24 Energy Efficiency Standards.
- "Instant On" switch with infinite dimming cycle from 100% to 15% with the last state memory, allowing the user to set their desired level of lighting.
- Fixture automatically turns off after 10 hours of use to reduce unwanted energy use.
- Optional occupancy sensor automatically turns off all interlinked fixtures after 30 minutes of no detection and back on immediately when detection is found.

Link™ Light

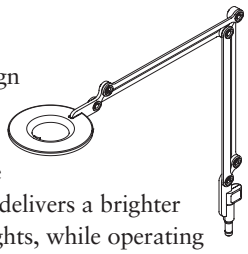

Link's simple forms, slim profile, and expressive details make a surprising design statement in any workplace. The playful lamp head offers 180-degree movement for natural and precise adjustability. The concentrated array of high-power LEDs delivers a brighter light output than standard fluorescent lights, while operating cooler for consistent, long-lasting, and uniform-quality light. Plus, its efficient design elegantly conserves the amount of materials required, paring them down to their most essential. Engineered for effortless disassembly, Link is 97 percent recyclable.

Wand™ Task Light

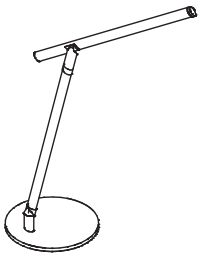

Wand freestanding task light offers a clean, simple design along with powerful LED technology to illuminate the workspace. The swivel base and arm tilt allow users to position the light just where they need it. The 7.7 watt LED light offers efficiency and long life, providing up to 25 years of daily use. The slim, sleek design makes it easy to integrate into any workspace. Wand task light is 97% recyclable. Optional occupancy sensor available.

Link Light (page 267)

- Single- or dual-arm style.
- 3300K color temperature, 7.5 watts.
- Available in two soft-touch colors (Silver and Black).
- Mounting options include a freestanding base, worksurface edge clamp, or tool rail bracket. Each allows for unobstructed lamp rotation.
- Freestanding base is 9½" x 9½".
- Cord length: 9' with detachable power adapter.
- The lamp head forms the handle, offering 180-degree up/down movement.
- Low profile worksurface clamp allows for minimal clearance conditions but must be installed before worksurface.
- Power is delivered through a conductive aluminum skin, eliminating internal wiring.
- L-shaped base sits in the corner, using minimal workspace.
- Link light is UL, CE, and RoHS compliant.
- Meets California Title 24 Energy Efficiency Standards.
- Actual length of model LED18U is 19".
  Actual length of model LED36U is 37¼".

Wand LED Freestanding Task Light (page 267)

- Available in Silver or White. 9'4" cord is Silver.
- Full range dimming from 100% — 10% with last state memory.
- More efficient than original Wand light with brighter and broader range of light.
- Uses 7.7 watts at highest setting and as low as 1 watt at its lowest setting, providing 85 to 12 footcandles of light, respectively (16" above worksurface).
- 7½" round swivel base and 16½"H tilt arm allow versatile positioning of the 13" lampshade.
- Designed for 50,000 hours of life, providing up to 25 years of daily use. Warranty — 5 years (fixture); 3 years (power supply).
- Color Temperature: 3500K. Color Rendering Index (CRI): 80.
- Materials: aluminum arm and lampshade, steel base.
- Weight: 4.4 lbs. 97% recyclable, 76% post-consumer.
- Certifications: UL and CUL. TAA compliant.
- Occupany sensor available with automatic shut-off after 6 minutes if no motion is detected.

Extensions™

For specification information see page 264.

Open Market / GSA SIN 711-1 (as noted)

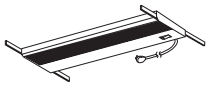

Open Market

Description	Watt Usage	Model	List Price
Task Lights (Black only) — Use recessed under overhead cabinets, storage shelves or hutches, comes with cord retainer clips			
Task Light for 24"W	10	**A870824** S	$ 233
Task Light for 30"W and 36"W	14	**A870830** S	$ 235
Task Light for 42"W and 48"W	21	**A870842** S	$ 253
Task Light for 60"W, 66"W and 72"W	28	**A870860** S	$ 274
Task Lights (Black only) — With fused plug (satisfies Chicago electrical code)			
Task Light for 24"W	10	**A870824CH** S	$ 300
Task Light for 30"W and 36"W	14	**A870830CH** S	$ 306
Task Light for 42"W and 48"W	21	**A870842CH** S	$ 323
Task Light for 60"W, 66"W and 72"W	28	**A870860CH** S	$ 342

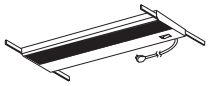

GSA SIN 711-1

T8 Energy Efficient Tri-Phosphor Task Lights — Use recessed under overhead cabinets, storage shelves or hutches			
Base Models — Stand Alone			
Task Light for 24"W	15	**GS870924** S	$ 300
Task Light for 30"W and 36"W	17	**GS870930** S	$ 311
Task Light for 42"W and 48"W	25	**GS870948** S	$ 332
Task Light for 60"W, 66"W and 72"W	32	**GS870960** S	$ 355
Master Control Models with Power Unit for Daisy Chain (10 fixtures maximum)			
Master Task Light for 24"W		**GS870924MCL** S	$ 333
Master Task Light for 30"W and 36"W		**GS870930MCL** S	$ 343
Master Task Light for 42"W and 48"W		**GS870948MCL** S	$ 367
Master Task Light for 60"W, 66"W and 72"W		**GS870960MCL** S	$ 388
Jumper Models with 42" Daisy Chain Jumper Cord (require a Master Control model)			
Jumper Task Light for 24"W		**GS870924D** S	$ 300
Jumper Task Light for 30"W and 36"W		**GS870930D** S	$ 311
Jumper Task Light for 42"W and 48"W		**GS870948D** S	$ 332
Jumper Task Light for 60"W, 66"W and 72"W		**GS870960D** S	$ 355

NOTE: All T8 Task Lights above are 3500 Kelvin.

GSA SIN 711-1

Cord Retainer Clips (Black only)		
Bag of 50 clips	**AAPACM2** S	$ 31

How to specify —	*1st Option:*
Select the Model Number from above.	**Cord Retainer Clip Color:** Black only.
_ _ _ _ _ _ _ _ .	P 2 7

Examples: **A870824 A870824CH GS870924 GS870960MCL AAPACM2.P27**

S *Shippable by small-package carrier.*

For specification information see pages 264-265.

Open Market / GSA SIN 711-1



Description	NEW! Model		List Price
Undercabinet LED Light (white end caps)			
17" Task Light w/15 watt power supply for 24"W or wider overhead	**ALED17U**	S	$ 567
17" Task Light w/60 watt power supply for daisy chain	**ALED17U60**	S	$ 619
17" 15 watt Interconnect Task Light w/10" Jumper Cord	**ALED17UJMP30**	S	$ 437
31" Task Light w/20 watt power supply for 36"W or wider overhead	**ALED31U**	S	$ 848
31" Task Light w/60 watt power supply for daisy chain	**ALED31U60**	S	$ 894
31" 20 watt Interconnect Task Light w/10" Jumper Cord	**ALED31UJMP30**	S	$ 511
Undercabinet Occupancy Sensor 2⅜"W + 1"W Connector	**ALEDOCC***	S	$ 347

Open Market

Link™ LED Light			
Link LED Lamp, 18" Single Arm	**LNKSA**	S	$ 422
Link LED Lamp, 13"/13" Dual Arm	**LNKDA**	S (shown)	$ 450
Link Freestanding Base	**LNKFS**	S	$ 113
Link Low Profile Worksurface Clamp	**LNKCL**	S	$ 70
Link Tool Tile Attachment	**LNKPM**	S	$ 70

Wand™ LED Task Light (Silver or White)			
Freestanding LED Task Light w/base	**WANDFS**	S	$ 258
Freestanding LED Task Light w/base and Occupancy Sensor	**WANDFSOC**	S	$ 366
Wand Occupancy Sensor	**WANDOCC****	S D	$ 119

**Wand occupancy sensor works with Wand lights shipped after 12/15/2013.

D *Discontinued 12/31/2015*

How to specify —	*1st Option for Link LED Light:*	*1st Option for Wand LED Task Light:*
Select the Model Number from above.	**Color:** **SVR** Silver **BLK** Black **D**	**Paint:** **SVR** Silver **WHT** White

Examples: **ALED17U** **LNKDA.SVR** **WANDFS.SVR**

S *Shippable by small-package carrier.*

Appendix

Laterals, Pedestals and Storage, Painted Wood Storage

Standard Options

- Random Keying — The factory will assign key(s) arbitrarily using key numbers from chart below.
- Omit Lock Core — The factory will omit lock cores. Removable lock core kits with specific key number must be ordered to facilitate keying alike in the field.

Vertical Files

Standard Options

- Random Keying — The factory will assign key(s) arbitrarily (see below chart for key numbers).

Key Alike Process

- Order standard product which will be shipped with factory installed locks and random numbered cores.
- Order the appropriate quantity of like numbered cores required for each workstation or keyed area.
- Simply replace the factory installed core with the replacement cores after product has been installed.

Replacing Lock Cores

- Lock must be in the unlocked position.
- Insert core removal key and pull core straight out. (Reach units require rotating key 90° clockwise past unlocked position.)
- Insert new core with core removable key, hold core into lock and withdraw core removal key.
- Retain original core for future use.
- On Persona™ Pedestals, open top drawer and hold lock bars in unlocked position before removal of core.

	Random Keying	Omit Lock Core	Key Numbers	Lock Core Kit	Master Key
Align Hutches	X	X	101E-225E	ALKF23C*	AMKF22
Align™ Laterals	X	X	101E-225E	ALKF23C*	AMKF22
Align New Low Credenzas, Towers, Pedestals ("YP" prefix models)	X	X	101E-225E	ALKF26EL	AMKF22
Align Overheads	X	X	101E-225E	ALKF23C*	AMKF22
Align Pedestals (for New Pedestals see above)	X	X	101E-225E	ALKF23C*	AMKF22
Align Personal Tower and Files (for New Towers see above)	X	X	101E-225E	ALKF23C*	AMKF22
Align Storage/Combination Files	X	X	101E-225E	ALKF23C*	AMKF22
Center Drawer (CSDC19/25)	X	X	101E-225E	ALKF23C	AMKF22
Classic Laterals	X	X	101E-225E	ALKF23C	AMKF22
Essentials Hutches	X	X	101E-225E	ALKF23C	AMKF22
Essentials™ Laterals	X	X	101E-225E	ALKF23C	AMKF22
Essentials Pedestals	X	X	101E-225E	ALKF23C	AMKF22
Essentials Personal Tower and Files	X	X	101E-225E	ALKF23C	AMKF22
Overheads (Flipper Door, including RTA)	X	X	101E-225E	ALKF23C	AMKF22
Overheads (Receding Door)	X	X	101E-225E	ALKF23C	AMKF22
Painted Wood Storage	X	X	101E-225E	ALKF23C	AMKF22
Persona Combination Files	X	X	101E-225E	ALKF23C	AMKF22
Persona Hoteling Laterals	X	X	101E-225E	ALKF23C	AMKF22
Persona Hutches	X	X	101E-225E	ALKF23C	AMKF22
Persona Laterals (including Custom)	X	X	101E-225E	ALKF23C	AMKF22
Persona Overfile Cabinets	X	X	101E-225E	ALKF23C	AMKF22
Persona Pedestals	X	X	101E-225E	ALKF23C	AMKF22
Persona Radius Overheads	X	X	101E-225E	ALKF23C	AMKF22
Persona Storage/Combination Cabinets	X	X	101E-225E	ALKF23C	AMKF22
Vertical Files A990/A940	X		101E-225E	ALKF23C	AMKF22

*ALKF23C is chrome. Optional black core for wood casegoods is ALKF23CE4. Optional matte silver core is ALKF26EL.

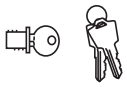

Description	Model	List Price
Removable Lock Core Kits	**Key Numbers 101E-225E**	
Brushed Chrome used on metal and painted wood casegoods product produced after 2/3/97; A980, A990, and A940 Series vertical files; Persona™ pedestals produced after 8/22/09; Reach® Storage units produced after 10/5/09; and receding door overheads produced after 8/1/10. Includes one core, two keys, one core removal tool, adapter and instructions	**ALKF23C** S	$ 18
Black used on veneer casegoods product. Includes one core, two keys, one core removal tool, adapter and instructions. Core matches manufactured lock on metal casegoods but Black core can be used with veneer and laminate product.	**ALKF23CE4** S	$ 18
Matte Silver used on Align metal credenzas, new pedestals, and new towers. Includes one core, two keys, one core removal tool, adapter, and instructions.	**ALKF26EL** S	$ 18

Master Key		
(One key) Available to authorized dealers only on faxed orders. Will open ALKF23C, LKF23C, ALKF23CE4, LKF23CE4, LKF24, LKF25EL, and LKF25E4 locks numbered 101E-225E.	**AMKF22** S	$ 15

HOW TO ORDER:

Note: Numbers 101E-225E are available. Orders without numbers specified will be keyed at random.

SAMPLE ORDER:

Quantity	Model	Color
6	ALKF23C	X121E
1	AMKF22	X

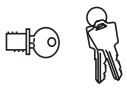

Brushed Chrome Removable Lock Core Kit*	**Key Numbers 101N-225N**	
Includes one core, two keys, one core removal tool, adapter, and instructions	**ALKF23CN** S	$ 18

Master Key*		
(One key) Available to authorized dealers only on electronic orders.Will open ALKF23CN and LKF23CN locks numbered 101N-225N.	**AMF22** S	$ 15

***On existing Premium and Asset lateral, use N-Series locks.**

S *Shippable by small-package carrier.*

Appendix

Locking Specifications — Easy Lock Program

SIN 711-1, 711-3

EASY LOCK PROGRAM

The Allsteel Easy Lock Program simplifies the lock-core ordering process when multiple cores are being specified. The Easy Lock cores can be used with Allsteel storage that currently uses the **ALKF23C** cores (all storage except Receding Door Overheads).

To ensure ease of ordering in different situations the Easy Lock cores can be specified in three different ways — Random, Specified or Sequential.

Random Keying

The Random Keying option is provided for instances where there are multiple orders or phases to a project and the offices need to be keyed alike but the key numbering is not required. With the random keying option key numbers are not specified, however, the core kits will be in sequential order from a random starting point.

Example: *There are 15 offices which each have 5 black locks that need to be keyed alike, but the actual key numbers are not important.*

This order would look like: **LKFE5BLK.X.15**

This specifies that 15 5-core kits are needed in black with random key numbers.

Specified Keying

The Specified Keying option is provided for the instances where there is a specific key number desired for all of the cores ordered.

Example: *There are 10 offices which each have 2 silver locks that need to be keyed-alike with key number 202.*

This order would look like: **LKFE2SLV.X202.10**

This specifies that 10 2-core kits are needed in silver with key number 202.

Sequential Keying

Allsteel Sequential Keying option is provided for the instances when there are multiple orders or phases to a project and it is imperative that key numbers are not duplicated.

Example: *A multiple phase project has 60 total offices — 40 offices in Phase I, and 20 offices in Phase II. The project manager has expressed a need to have keyed-alike offices but doesn't want any of the offices to use the same key numbers.*

The first 40 offices have 4 silver locks each that need to be keyed-alike.

This order would look like: **LKFE4SLV.SEQ/101.40**

This specifies that 40 4-core kits are needed in silver and the starting number is 101.

The second set of 20 offices only have 3 silver locks each that need to be keyed-alike; and it is important which key number starts off the sequence to ensure that no key number is duplicated. It is known that the first key range was key numbers 101-140.

The second order would look like: **LKFE3SLV.SEQ/141.20**

This specifies that 20 3-core kits are needed in silver and key sequence has to start at key number 141.

HOW TO ORDER:

Numbers 101-225 are available. Orders without key numbers specified will be keyed at random.

SAMPLE ORDER FOR EXAMPLES GIVEN:

Model	Key Type	Quantity
LKFE5BLK.	X.	15
LKFE2SLV.	X202.	10
LKFE4SLV.	SEQ/101.	40
LKFE3SLV.	SEQ/141.	20

NOTE: Quantity required is last number in model.option string.

Description	Model / Color	List Price
Easy Lock Lock-Core		
Lock Core Kit — 1 core, 2 keys	**LKFE1** ⌊__⌋	$ 19
Lock Core Kit — 2 cores, 2 keys	**LKFE2** ⌊__⌋	$ 38
Lock Core Kit — 3 cores, 2 keys	**LKFE3** ⌊__⌋	$ 57
Lock Core Kit — 4 cores, 2 keys	**LKFE4** ⌊__⌋	$ 76
Lock Core Kit — 5 cores, 2 keys	**LKFE5** ⌊__⌋	$ 95
Lock Core Kit — 6 cores, 2 keys	**LKFE6** ⌊__⌋	$ 114
Lock Core Kit — 7 cores, 2 keys	**LKFE7** ⌊__⌋	$ 133
Lock Core Kit — 8 cores, 2 keys	**LKFE8** ⌊__⌋	$ 152

Add color suffix to model: **SLV** Silver, **BLK** Black, **MTS** Matte Silver

Note: One core removal key minimum per order. One additional core removal key per 25 lock-cores will be shipped.

Master Key		
(One key) Available to authorized dealers only on faxed orders.	**AMKF22**	$ 15

How to specify using Easy Lock Program:

Step 1 — Count the number of lock cores and color required in each workstation that need to be keyed alike.

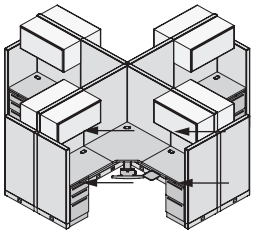

2 overheads with 1 lock-core each = 2
2 pedestals with 1 lock-core each = 2
Total silver lock-cores per station = 4

Step 2 — Count the total number of workstations needing 4 lock-cores.

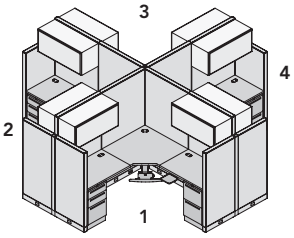

4 total workstations

Step 3 — Specify model number based on total number of lock-cores in a station and quantity of kits based on number of workstations.

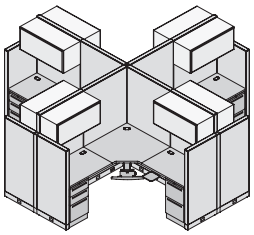

LKFE4SLV.X.4

- **4** — Lock-Cores per station
- **SLV** — Color of Core
- **4** — Number of workstations

Appendix

16x20 Sample Yardage and Touch-Up Paint

Open Market / GSA SIN 711-1 (as noted)

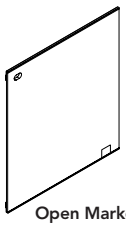

Open Market

Model	List Price by Grade 1	2	3	4	5	6
Seating Upholstery Sample — 16"H x 20"W						
SYSTG [S]	$ 110	$ 121	$ 129	$ 136	$ 149	N/A

7	8	9	10	Leather 1	Leather 2	11	12
$ 165	$ 176	$ 185	$ 193	$ 222	N/A	N/A	$ 214

• Samples have sewn edges, a grommet, and label.

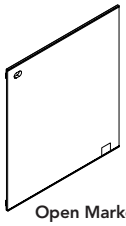

Open Market

Model	List Price by Grade A	B	C	D	E	F
Systems Fabric Sample — 16"H x 20"W						
SYSFS [S]	$ 88	$ 93	$ 98	$ 107	N/A	N/A

• Samples have sewn edges, a grommet, and label.

How to specify —

Select the Model Number from above.

1st Option:

Fabric (applicable only to individual samples):

See inside back cover for fabrics.

S Y _ _ _ _ _ _ . _ _ _ _ _

Examples: **SYSFS.PNL06** **SYSTG.SWG904**

GSA SIN 711-1

Description	Model	Core List Price	Select List Price
Touch-Up Paint — Brush			
Bottle of Touch-Up Paint with Brush — 0.5 oz.	APTK [S]	$ 58	$ 63
Touch-Up Paint — Spray			
Spray Can of Touch-Up Paint — 12 oz.	ARSLCC [S]	$ 58	$ 63

Core Paint Colors	Code
Black	P27
Brownstone *(Brush Only)*	P7D
Bungalow	P7C
Carob	P52
Flint	P02
Fossil	P28

Core Paint Colors	Code
Loft	P7B
Muslin	P4J
Parchment	P93
Pumice *(Spray Only)*	P92
Tan *(Spray Only)*	PRZ
Warm Beige	P05

Select Paint Colors	Code
Brilliant White	PQ8
Champagne Metallic	PR5
Gunmetal Metallic	PR3
Platinum Metallic	PR2
Silver *(Brush Only)*	PR6
Tungsten	PR1

How to specify —

Select the Model Number from above.

1st Option:

Paint Color:

C S

See available Touch-Up Paint colors listed above. Some colors are limited to brush or spray.

A _ _ _ _ _ . _ _ _ _ _

Examples: **APTK.P02** **ARSLCC.P02**

[S] ***Shippable by small-package carrier.***

Replacement Parts Order Form

Please complete all banks for each appropriate section. Asterisk (*) is required information.

Date*		Mark for		Replacement PO #*	
Dealer Account #* (CC#)		Ship to Name*		Installation Date	
Dealer Name*		Ship to Address*		Requested Delivery Date	
Contact Name*		Ship to Address		Ship Method	
Contact Phone Number*		City, State, Zip*			
Contact Email		Traffic Name*		Traffic Phone Number*	
Contact FAX #					

Ordering Hints	*Reason for Replacement* (apply appropriate reason number to each line)		
Add-ons/Mis-specified product — order as cataloged items on Synergy or your ordering system. *Do not use this form.* Replacement parts order must be faxed or emailed to Allsteel Customer Support. Please alert CS of any special expedite requirements. Fees may apply. Replacement parts orders are usually shipped within 5 days. Punchlist and/or parts orders for projects should be sent to the Allsteel Project Coordinator assigned to the project.	1	Shortage	*Shipping order number required below. Always billable with credit pending POD. Must be reported within 30 days of delivery.
	2	Freight Damage	*Please provide serial number. Must be reported within 30 days of delivery date if shipping to a warehouse or 15 days if shipping direct to site.
	3	Non-conforming Product	*Please provide serial number.
	4	Billable	Purchase order number is required. Replacement parts are net priced (no discounting). *Freight will be invoiced if order is billable. Order finished goods (cataloged items) electronically on Synergy or your operating system.

Qty	Serial Number	Model Number (complete with options)	Part Number (if known)	Description of Part Needed	Original Shipping Order #	Reason #	Description of Damage/Problem

Note: This form is also available on the Allsteel Synergy website.

Call Center Team – Email: ASITeamCS@AllsteelOffice.com
Aligned Team – Email: CSAlignedTeam@AllsteelOffice.com
National Team – Email: ASINATLTeam@AllsteelOffice.com

Appendix

Fabric Grade Pricing

Model Number	Description	Grade G	Grade H	Grade J
Stride® Tackable Acoustical Tiles — see pages 54-55				
Z40724T	7½"H x 24"W Tile	$ 118	$ 130	$ 148
Z40730T	7½"H x 30"W Tile	$ 125	$ 137	$ 155
Z40736T	7½"H x 36"W Tile	$ 130	$ 142	$ 159
Z40742T	7½"H x 42"W Tile	$ 138	$ 151	$ 168
Z40748T	7½"H x 48"W Tile	$ 143	$ 156	$ 173
Z40760T	7½"H x 60"W Tile	$ 156	$ 169	$ 187
Z41524T	15"H x 24"W Tile	$ 165	$ 185	$ 210
Z41530T	15"H x 30"W Tile	$ 170	$ 190	$ 217
Z41536T	15"H x 36"W Tile	$ 181	$ 200	$ 226
Z41542T	15"H x 42"W Tile	$ 188	$ 207	$ 235
Z41548T	15"H x 48"W Tile	$ 198	$ 217	$ 244
Z41560T	15"H x 60"W Tile	$ 216	$ 235	$ 262
Z42224T	22½"H x 24"W Tile	$ 208	$ 233	$ 270
Z42230T	22½"H x 30"W Tile	$ 218	$ 243	$ 280
Z42236T	22½"H x 36"W Tile	$ 229	$ 254	$ 291
Z42242T	22½"H x 42"W Tile	$ 240	$ 265	$ 302
Z42248T	22½"H x 48"W Tile	$ 254	$ 279	$ 314
Z42260T	22½"H x 60"W Tile	$ 274	$ 299	$ 335
Z43024T	30"H x 24"W Tile	$ 257	$ 289	$ 332
Z43030T	30"H x 30"W Tile	$ 265	$ 297	$ 343
Z43036T	30"H x 36"W Tile	$ 281	$ 311	$ 355
Z43042T	30"H x 42"W Tile	$ 293	$ 323	$ 369
Z43048T	30"H x 48"W Tile	$ 309	$ 339	$ 384
Z43060T	30"H x 60"W Tile	$ 331	$ 362	$ 409
Z43724T	37½"H x 24"W Tile	$ 308	$ 344	$ 399
Z43730T	37½"H x 30"W Tile	$ 321	$ 357	$ 411
Z43736T	37½"H x 36"W Tile	$ 340	$ 377	$ 430
Z43742T	37½"H x 42"W Tile	$ 353	$ 389	$ 444
Z43748T	37½"H x 48"W Tile	$ 371	$ 407	$ 461
Z43760T	37½"H x 60"W Tile	$ 402	$ 440	$ 495
Z44524T	45"H x 24"W Tile	$ 354	$ 398	$ 462
Z44530T	45"H x 30"W Tile	$ 370	$ 412	$ 478
Z44536T	45"H x 36"W Tile	$ 390	$ 431	$ 496
Z44542T	45"H x 42"W Tile	$ 406	$ 450	$ 514
Z44548T	45"H x 48"W Tile	$ 428	$ 471	$ 534
Z44560T	45"H x 60"W Tile	$ 462	$ 504	$ 567
Z45224T	52½"H x 24"W Tile	$ 398	$ 446	$ 520
Z45230T	52½"H x 30"W Tile	$ 418	$ 466	$ 539
Z45236T	52½"H x 36"W Tile	$ 440	$ 489	$ 561
Z45242T	52½"H x 42"W Tile	$ 459	$ 507	$ 579
Z45248T	52½"H x 48"W Tile	$ 482	$ 531	$ 605
Z45260T	52½"H x 60"W Tile	$ 521	$ 568	$ 642
Z46024T	60"H x 24"W Tile	$ 448	$ 503	$ 584
Z46030T	60"H x 30"W Tile	$ 469	$ 524	$ 606
Z46036T	60"H x 36"W Tile	$ 512	$ 566	$ 648
Z46042T	60"H x 42"W Tile	$ 529	$ 585	$ 667
Z46048T	60"H x 48"W Tile	$ 551	$ 606	$ 689
Z46060T	60"H x 60"W Tile	$ 580	$ 634	$ 715

Model Number	Description	Grade G	Grade H	Grade J
Stride Tackable Acoustical Port Tiles — see pages 56-57				
Z40724E	7½"H x 24"W Tile	$ 181	$ 193	$ 211
Z40730E	7½"H x 30"W Tile	$ 186	$ 198	$ 216
Z40736E	7½"H x 36"W Tile	$ 194	$ 206	$ 224
Z40742E	7½"H x 42"W Tile	$ 200	$ 212	$ 230
Z40748E	7½"H x 48"W Tile	$ 207	$ 219	$ 236
Z40760E	7½"H x 60"W Tile	$ 220	$ 233	$ 251
Z41524E	15"H x 24"W Tile	$ 227	$ 247	$ 272
Z41530E	15"H x 30"W Tile	$ 235	$ 254	$ 281
Z41536E	15"H x 36"W Tile	$ 245	$ 264	$ 290
Z41542E	15"H x 42"W Tile	$ 251	$ 270	$ 298
Z41548E	15"H x 48"W Tile	$ 262	$ 281	$ 308
Z41560E	15"H x 60"W Tile	$ 280	$ 299	$ 325
Z42224E	22½"H x 24"W Tile	$ 272	$ 297	$ 334
Z42230E	22½"H x 30"W Tile	$ 281	$ 306	$ 343
Z42236E	22½"H x 36"W Tile	$ 292	$ 317	$ 354
Z42242E	22½"H x 42"W Tile	$ 304	$ 329	$ 366
Z42248E	22½"H x 48"W Tile	$ 315	$ 340	$ 376
Z42260E	22½"H x 60"W Tile	$ 337	$ 361	$ 397
Z43024E	30"H x 24"W Tile	$ 318	$ 349	$ 393
Z43030E	30"H x 30"W Tile	$ 329	$ 361	$ 407
Z43036E	30"H x 36"W Tile	$ 344	$ 374	$ 419
Z43042E	30"H x 42"W Tile	$ 357	$ 387	$ 433
Z43048E	30"H x 48"W Tile	$ 370	$ 400	$ 445
Z43060E	30"H x 60"W Tile	$ 395	$ 425	$ 472
Z43724E	37½"H x 24"W Tile	$ 376	$ 412	$ 467
Z43730E	37½"H x 30"W Tile	$ 389	$ 425	$ 479
Z43736E	37½"H x 36"W Tile	$ 405	$ 441	$ 494
Z43742E	37½"H x 42"W Tile	$ 422	$ 458	$ 513
Z43748E	37½"H x 48"W Tile	$ 437	$ 473	$ 528
Z43760E	37½"H x 60"W Tile	$ 469	$ 506	$ 561
Z44524E	45"H x 24"W Tile	$ 418	$ 462	$ 524
Z44530E	45"H x 30"W Tile	$ 437	$ 479	$ 545
Z44536E	45"H x 36"W Tile	$ 455	$ 496	$ 561
Z44542E	45"H x 42"W Tile	$ 472	$ 514	$ 579
Z44548E	45"H x 48"W Tile	$ 494	$ 538	$ 600
Z44560E	45"H x 60"W Tile	$ 528	$ 570	$ 633
Z45224E	52½"H x 24"W Tile	$ 467	$ 515	$ 589
Z45230E	52½"H x 30"W Tile	$ 485	$ 534	$ 607
Z45236E	52½"H x 36"W Tile	$ 507	$ 557	$ 628
Z45242E	52½"H x 42"W Tile	$ 527	$ 575	$ 647
Z45248E	52½"H x 48"W Tile	$ 548	$ 597	$ 671
Z45260E	52½"H x 60"W Tile	$ 589	$ 636	$ 710
Z46024E	60"H x 24"W Tile	$ 511	$ 566	$ 648
Z46030E	60"H x 30"W Tile	$ 536	$ 590	$ 673
Z46036E	60"H x 36"W Tile	$ 579	$ 633	$ 715
Z46042E	60"H x 42"W Tile	$ 597	$ 653	$ 735
Z46048E	60"H x 48"W Tile	$ 616	$ 671	$ 754
Z46060E	60"H x 60"W Tile	$ 649	$ 704	$ 784

Appendix

Fabric Grade Pricing

Model Number	Description	Grade G	Grade H	Grade J
Stride® Tackable Acoustical Tiles to-the-Floor — see page 58				
Z42224TF	22½"H x 24"W Tile	$ 278	$ 309	$ 353
Z42230TF	22½"H x 30"W Tile	$ 289	$ 321	$ 367
Z42236TF	22½"H x 36"W Tile	$ 303	$ 333	$ 377
Z42242TF	22½"H x 42"W Tile	$ 315	$ 345	$ 392
Z42248TF	22½"H x 48"W Tile	$ 326	$ 356	$ 401
Z42260TF	22½"H x 60"W Tile	$ 350	$ 381	$ 427
Z43024TF	30"H x 24"W Tile	$ 324	$ 360	$ 415
Z43030TF	30"H x 30"W Tile	$ 337	$ 373	$ 428
Z43036TF	30"H x 36"W Tile	$ 351	$ 387	$ 440
Z43042TF	30"H x 42"W Tile	$ 367	$ 403	$ 457
Z43048TF	30"H x 48"W Tile	$ 380	$ 416	$ 471
Z43060TF	30"H x 60"W Tile	$ 409	$ 446	$ 502
Z43724TF	37½"H x 24"W Tile	$ 376	$ 420	$ 482
Z43730TF	37½"H x 30"W Tile	$ 393	$ 436	$ 502
Z43736TF	37½"H x 36"W Tile	$ 411	$ 452	$ 517
Z43742TF	37½"H x 42"W Tile	$ 427	$ 469	$ 534
Z43748TF	37½"H x 48"W Tile	$ 448	$ 491	$ 554
Z43760TF	37½"H x 60"W Tile	$ 479	$ 521	$ 584
Z44524TF	45"H x 24"W Tile	$ 423	$ 471	$ 546
Z44530TF	45"H x 30"W Tile	$ 439	$ 488	$ 561
Z44536TF	45"H x 36"W Tile	$ 461	$ 511	$ 582
Z44524TF	45"H x 42"W Tile	$ 423	$ 471	$ 546
Z44548TF	45"H x 48"W Tile	$ 501	$ 549	$ 623
Z44560TF	45"H x 60"W Tile	$ 540	$ 587	$ 662
Z45224TF	52½"H x 24"W Tile	$ 469	$ 524	$ 606
Z45230TF	52½"H x 30"W Tile	$ 491	$ 546	$ 628
Z45236TF	52½"H x 36"W Tile	$ 523	$ 578	$ 659
Z45242TF	52½"H x 42"W Tile	$ 542	$ 598	$ 680
Z45248TF	52½"H x 48"W Tile	$ 563	$ 617	$ 700
Z45260TF	52½"H x 60"W Tile	$ 600	$ 655	$ 735
Z46024TF	60"H x 24"W Tile	$ 491	$ 545	$ 627
Z46030TF	60"H x 30"W Tile	$ 509	$ 564	$ 646
Z46036TF	60"H x 36"W Tile	$ 546	$ 601	$ 682
Z46042TF	60"H x 42"W Tile	$ 565	$ 621	$ 703
Z46048TF	60"H x 48"W Tile	$ 589	$ 643	$ 727
Z46060TF	60"H x 60"W Tile	$ 629	$ 684	$ 765

Model Number	Description	Grade G	Grade H	Grade J
Stride Tackable Acoustical Off-Module Tile Kits — see page 72				
Z40724M1T !	7½"H x 24"W Tile	$ 191	$ 203	$ 221
Z40730M1T !	7½"H x 30"W Tile	$ 204	$ 217	$ 235
Z40736M1T !	7½"H x 36"W Tile	$ 216	$ 229	$ 246
Z40742M1T !	7½"H x 42"W Tile	$ 229	$ 243	$ 260
Z40748M1T !	7½"H x 48"W Tile	$ 240	$ 254	$ 272
Z40760M1T !	7½"H x 60"W Tile	$ 260	$ 273	$ 292
Z41524M1T !	15"H x 24"W Tile	$ 238	$ 258	$ 285
Z41530M1T !	15"H x 30"W Tile	$ 250	$ 270	$ 299
Z41536M1T !	15"H x 36"W Tile	$ 267	$ 285	$ 313
Z41542M1T !	15"H x 42"W Tile	$ 281	$ 300	$ 328
Z41548M1T !	15"H x 48"W Tile	$ 297	$ 315	$ 342
Z41560M1T !	15"H x 60"W Tile	$ 322	$ 341	$ 368
Z42224M1T !	22½"H x 24"W Tile	$ 312	$ 345	$ 389
Z42230M1T !	22½"H x 30"W Tile	$ 327	$ 360	$ 405
Z42236M1T !	22½"H x 36"W Tile	$ 348	$ 378	$ 424
Z42242M1T !	22½"H x 42"W Tile	$ 365	$ 395	$ 442
Z42248M1T !	22½"H x 48"W Tile	$ 384	$ 413	$ 460
Z42260M1T !	22½"H x 60"W Tile	$ 412	$ 444	$ 491
Z41524M2T !	15"H x 24"W Tile	$ 337	$ 362	$ 400
Z41530M2T !	15"H x 30"W Tile	$ 356	$ 381	$ 419
Z41536M2T !	15"H x 36"W Tile	$ 379	$ 403	$ 442
Z41542M2T !	15"H x 42"W Tile	$ 398	$ 422	$ 460
Z41548M2T !	15"H x 48"W Tile	$ 420	$ 447	$ 482
Z41560M2T !	15"H x 60"W Tile	$ 455	$ 481	$ 518
Z42224M2T !	22½"H x 24"W Tile	$ 412	$ 448	$ 504
Z42230M2T !	22½"H x 30"W Tile	$ 435	$ 471	$ 526
Z42236M2T !	22½"H x 36"W Tile	$ 459	$ 496	$ 552
Z42242M2T !	22½"H x 42"W Tile	$ 482	$ 519	$ 575
Z42248M2T !	22½"H x 48"W Tile	$ 507	$ 544	$ 601
Z42260M2T !	22½"H x 60"W Tile	$ 546	$ 584	$ 639

Model Number	Description	Grade G	Grade H	Grade J
Stride Full Desk Screens with Fabric Insert — see page 143				
Z6DF2830F	28"H x 30"W Desk Screen	$ 599	$ 627	$ 651
Z6DF2836F	28"H x 36"W Desk Screen	$ 610	$ 637	$ 660
Z6DF2842F	28"H x 42"W Desk Screen	$ 641	$ 670	$ 693
Z6DF2848F	28"H x 48"W Desk Screen	$ 687	$ 721	$ 748
Z6DF2854F	28"H x 54"W Desk Screen	$ 754	$ 790	$ 817
Z6DF2860F	28"H x 60"W Desk Screen	$ 804	$ 839	$ 870

Model Number	Description	Grade G	Grade H	Grade J
Stride Wall-Mounted Tackboards — see page 197				
ZWMTB1524	15"H x 24"W Tackboard	$ 857	$ 925	$ 1011
ZWMTB1530	15"H x 30"W Tackboard	$ 867	$ 938	$ 1022
ZWMTB1536	15"H x 36"W Tackboard	$ 877	$ 949	$ 1034
ZWMTB1542	15"H x 42"W Tackboard	$ 891	$ 962	$ 1052
ZWMTB1548	15"H x 48"W Tackboard	$ 902	$ 976	$ 1065
ZWMTB1560	15"H x 60"W Tackboard	$ 924	$ 999	$ 1092
ZWMTB2024	20"H x 24"W Tackboard	$ 878	$ 947	$ 1033
ZWMTB2030	20"H x 30"W Tackboard	$ 890	$ 962	$ 1046
ZWMTB2036	20"H x 36"W Tackboard	$ 900	$ 973	$ 1058
ZWMTB2042	20"H x 42"W Tackboard	$ 917	$ 987	$ 1078
ZWMTB2048	20"H x 48"W Tackboard	$ 926	$ 1000	$ 1089
ZWMTB2060	20"H x 60"W Tackboard	$ 946	$ 1021	$ 1114

! *De-emphasized*

Model Number	Description	Grade G	Grade H	Grade J
Stride® Tackable Fabric Center Screens — see page 234				
Z6BC1330F	13"H x 30"W Screen	$ 514	$ 530	$ 554
Z6BC1336F	13"H x 36"W Screen	$ 549	$ 565	$ 589
Z6BC1342F	13"H x 42"W Screen	$ 586	$ 603	$ 626
Z6BC1348F	13"H x 48"W Screen	$ 611	$ 628	$ 651
Z6BC1354F	13"H x 54"W Screen	$ 636	$ 653	$ 677
Z6BC1360F	13"H x 60"W Screen	$ 659	$ 677	$ 700
Z6BC2030F	20"H x 30"W Screen	$ 597	$ 614	$ 637
Z6BC2036F	20"H x 36"W Screen	$ 635	$ 652	$ 675
Z6BC2042F	20"H x 42"W Screen	$ 671	$ 689	$ 712
Z6BC2048F	20"H x 48"W Screen	$ 697	$ 715	$ 737
Z6BC2054F	20"H x 54"W Screen	$ 732	$ 750	$ 772
Z6BC2060F	20"H x 60"W Screen	$ 758	$ 776	$ 798
Stride Tool Rail Center Screens w/ Top Fabric Insert — see page 235				
Z6BC2030SF	20"H x 30"W Screen	$ 1638	$ 1671	$ 1716
Z6BC2036SF	20"H x 36"W Screen	$ 1869	$ 1904	$ 1949
Z6BC2042SF	20"H x 42"W Screen	$ 2102	$ 2137	$ 2183
Z6BC2048SF	20"H x 48"W Screen	$ 2334	$ 2368	$ 2414
Z6BC2054SF	20"H x 54"W Screen	$ 2564	$ 2598	$ 2644
Z6BC2060SF	20"H x 60"W Screen	$ 2796	$ 2831	$ 2876
Stride Tackable Fabric Lateral Screens — see page 236				
Z6BL0827F	8"H x 27"D Screen	$ 476	$ 492	$ 515
Z6BL0830F	8"H x 30"D Screen	$ 489	$ 505	$ 529
Z6BL0836F	8"H x 36"D Screen	$ 536	$ 552	$ 576
Z6BL1327F	13"H x 27"D Screen	$ 502	$ 518	$ 542
Z6BL1330F	13"H x 30"D Screen	$ 516	$ 532	$ 556
Z6BL1336F	13"H x 36"D Screen	$ 563	$ 580	$ 603
Stride Tackable Fabric Accessory for Cantilever Storage — see page 240				
ZS42SF	for use w/ 42½"H unit	$ 401	$ 426	$ 452
ZS50SF	for use w/ 50"H unit	$ 474	$ 504	$ 533

Model Number	Grade 9	Grade 10	Grade 11	Grade 12	Grade 13	Grade 14	Grade 15	Grade 16	Grade 17	Grade 18	Grade 19	Grade 20	Grade 21	Grade 22
Stride® Seat Cushions for Painted Wood Storage — see page 181														
K5CT1815SC	$ 348	$ 367	$ 387	$ 413	$ 441	$ 494	$ 522	$ 550	$ 606	$ 634	$ 661	$ 688	$ 716	$ 763
K5CT1818SC	$ 369	$ 388	$ 408	$ 437	$ 467	$ 523	$ 553	$ 582	$ 639	$ 669	$ 697	$ 727	$ 756	$ 805
K5CT1824SC	$ 399	$ 419	$ 441	$ 470	$ 504	$ 564	$ 597	$ 628	$ 690	$ 723	$ 753	$ 785	$ 817	$ 868
K5CT1830SC	$ 428	$ 450	$ 474	$ 508	$ 541	$ 609	$ 643	$ 676	$ 744	$ 779	$ 811	$ 847	$ 880	$ 937
K5CT1836SC	$ 472	$ 497	$ 523	$ 558	$ 595	$ 666	$ 703	$ 739	$ 814	$ 850	$ 885	$ 924	$ 335	$ 1021
K5CT1848SC	$ 501	$ 524	$ 553	$ 592	$ 630	$ 708	$ 748	$ 787	$ 865	$ 906	$ 944	$ 984	$ 1024	$ 1089

Cross Reference Index

by Model Number

Model	Page
870DMK	233
87750Z	184
877550	86, 232
877600	86
8988EBZ	86
8988EBZ3	86
8988EBZS	86
899900	44
899910	44
9120 Program	137
A2-8CIR24	85
A2-8CIR30	85
A2-8CIR36	85
A2-8CIR42	85
A2-8CIR48	85
A2-8CIR60	85
A870300	86
A870301	86
A870302	184
A870302	233
A870302	257
A870824	266
A870824CH	266
A870830	266
A870830CH	266
A870842	266
A870842CH	266
A870860	266
A870860CH	266
A8710120	85, 231
A8710120A	85, 231
A8710144	85, 231
A8710144A	85, 231
A871020	231
A871020A	231
A871024	85, 231
A871024A	85, 231
A871030	85, 231
A871030A	85, 231
A871036	85, 231
A871036A	85, 231
A871042	85, 231
A871042A	85, 231
A871048	85, 231
A871048A	85, 231
A871060	85, 231
A871060A	85, 231
A871072	85, 231
A871072A	85, 231
A871096	85, 231
A871096A	85, 231
A8711120	85, 231
A8711120A	85, 231
A8711144	85, 231
A8711144A	85, 231
A871124	85, 231
A871124A	85, 231
A871130	85, 231
A871130A	85, 231
A871136	85, 231
A871136A	85, 231
A871142	85, 231
A871142A	85, 231
A871148	85, 231
A871148A	85, 231
A871160	85, 231
A871160A	85, 231
A871172	85, 231
A871172A	85, 231
A871196	85, 231
A871196A	85, 231
A871224	85, 231
A871224A	85, 231
A871230	85, 231
A871230A	85, 231
A871236	85, 231
A871236A	85, 231
A871242	85, 231
A871242A	85, 231
A871248	85, 231
A871248A	85, 31
A871260	85, 231
A871260A	85, 231
A8713108	85
A8713108A	85
A871336	85
A871336A	85
A871366	85
A871366A	85
A871400	84, 232
A871400A	84, 232
A871501	232
A871501A	232
A871502	232
A871502A	232
A871503	232
A871503A	232
A871504	232
A871506	232
A871912	84
A871912A	84
A871918	84
A871918A	84
A874601	86
A874601A	86
A877006	84, 232
A877010	86
A877012	84, 232
A877072	84
A877072A	84
A877501	86
A877501A	86
A877502	86
A877502A	86
A877503	86
A877503A	86
A877504	86
A877506	86
A87P2D1C	257
A87P2D1R	257
A87P2U1C	257
A87P2U1D1C	257
A87P2U1D1R	257
A87P2U1R	257
AAPACM2	86, 266
ACPU4	233, 260
AE4-DD1	184
AE4-DD2	184
AE4-DJ0S	184
AE4-DJ102S	184
AE4-DJ102SC	184
AE4-DJ108S	184
AE4-DJ108SC	184
AE4-DJ114S	184
AE4-DJ114SC	184
AE4-DJ120S	184
AE4-DJ120SC	184
AE4-DJ126S	184
AE4-DJ126SC	184
AE4-DJ12S	184
AE4-DJ12SC	184
AE4-DJ132S	184
AE4-DJ132SC	184
AE4-DJ138S	184
AE4-DJ138SC	184
AE4-DJ144S	184
AE4-DJ144SC	184
AE4-DJ18S	184
AE4-DJ18SC	184
AE4-DJ24S	184
AE4-DJ24SC	184
AE4-DJ30S	184
AE4-DJ30SC	184
AE4-DJ36S	184
AE4-DJ36SC	184
AE4-DJ42S	184
AE4-DJ42SC	184
AE4-DJ48S	184
AE4-DJ48SC	184
AE4-DJ54S	184
AE4-DJ54SC	184
AE4-DJ60S	184
AE4-DJ60SC	184
AE4-DJ66S	184
AE4-DJ66SC	184
AE4-DJ6S	184
AE4-DJ6SC	184
AE4-DJ72S	184
AE4-DJ72SC	184
AE4-DJ78S	184
AE4-DJ78SC	184
AE4-DJ84S	184
AE4-DJ84SC	184
AE4-DJ90S	184
AE4-DJ90SC	184
AE4-DJ96S	184
AE4-DJ96SC	184
AE4-HW	184
AE4-PE144C	184
AE4-PE72C	184
AE4-PS144	184
AE4-PS72	184
AEV920	86
AKM1	262
AKM3	262
AKM5	262
AKMX	262
ALED17U	197, 267
ALED17U60	267
ALED17UJMP30	267
ALED31U	197, 267
ALED31U60	267
ALED31UJMP30	267
ALEDOCC	267
ALKF23C	269
ALKF23CE4	269
ALKF23CN	269
ALKF26EL	269
AMF22	269
AMKF22	269
AMRK36	257
AMRK42	257
AMRK48	257
APMC6	256
APTK	271
ARSLCC	271
ATADF3	87, 233
ATADF4	87, 233
ATADJ5	87, 233
ATADJ6	87, 233
AUW1236MN	113
AUW1242MN	113
AUW1248MN	113
AUW1254MN	113
AUW1260MN	113
AUW1266MN	113
AUW1272MN	113
AWCDPT-4224	120
AWCDPT-4230	120
AWCDPT-4824	120
AWCDPT-4830	120
AWCDWT-4224	120
AWCDWT-4230	120
AWCDWT-4824	120
AWCDWT-4830	120
AWCS	262
AWRDPT-3630	120
AWRDPT-4230	120
AWRDPT-4830	120
AWRDWT-3630	120
AWRDWT-4230	120
AWRDWT-4830	120
AYBFEP1229	139
AYBFEP2429	139
AYBFEP3029	139
AYBHEP1229	139
AYBHEP2429	139
AYBHEP3029	139
AYBSL1229	139
CMT24	86
CMT36	86
CSDC19	257
CSDC25	257
EAAC	256
EABE	256
EABS	256
EADH	256
EAFS	256
EAFT	256
EAHSR36	255
EAHSR42	255
EAHSR48	255
EAHSR60	255
EAHSR66	255
EAHSR72	255
EAMH	256
EAPC	256
EAPS	256
EAPT	256
EASR24	255
EASR30	255
EASR36	255
EASR42	255
EASR48	255
EASR60	255
EASS	256
EATS	256
EAZPS24	235
EAZPS30	235
EAZPS36	235
EAZPS42	235
EAZPS48	235
FE3024SL	113
FE3024SR	113
FE3030SL	113
FE3030SR	113
FE3624SL	113
FE3624SR	113
FE3630SL	113
FE3630SR	113
FE4224SL	113
FE4224SR	113
FE4230SL	113
FE4230SR	113
FE4824SL	113
FE4824SR	113
FE4830SL	113
FE4830SR	113
FP3024SL	113
FP3024SR	113
FP3030SL	113
FP3030SR	113
FP3624SL	113
FP3624SR	113
FP3630SL	113
FP3630SR	113
FP4224SL	113
FP4224SR	113
FP4230SL	113
FP4230SR	113
FP4824SL	113
FP4824SR	113
FP4830SL	113
FP4830SR	113
FR100	262
FV3024SL	113
FV3024SR	113
FV3624SL	113
FV3624SR	113
FV4224SL	113
FV4224SR	113
FV4824SL	113
FV4824SR	113
GS870924	266
GS870924D	266
GS870924MCL	266
GS870930	266
GS870930D	266
GS870930MCL	266
GS870948	266
GS870948D	266
GS870948MCL	266
GS870960	266
GS870960D	266
GS870960MCL	266
K5CT1524SC	240
K5CT1815SC	181, 240
K5CT1818SC	181
K5CT1824SC	181
K5CT1830SC	181

Cross Reference Index

by Model Number

Model	Page
K5CT1836SC	181
K5CT1842SC	181
K5CT1848SC	181
LKFE	270
LNKCL	233, 267
LNKDA	233, 267
LNKFS	233, 267
LNKPM	233, 267
LNKSA	233, 267
OH1524FD	204
OH1524HD	204
OH1524SD	204
OH1530FD	204
OH1530HD	204
OH1530RD	205
OH1530SD	204
OH1536FD	204
OH1536HD	204
OH1536RD	205
OH1536SD	204
OH1542FD	204
OH1542HD	204
OH1542RD	205
OH1542SD	204
OH1548FD	204
OH1548HD	204
OH1548RD	205
OH1548SD	204
OH1560FD	204
OH1560RD	205
OH1560SD	204
POHRTA1524FD	205
POHRTA1530FD	205
POHRTA1536FD	205
POHRTA1542FD	205
POHRTA1548FD	205
POHRTA1560FD	205
POHRTA1572FD	205
POHRTA24S	205
POHRTA30S	205
POHRTA36S	205
POHRTA42S	205
POHRTA48S	205
POHRTA60S	205
POHRTA72S	205
RD30FB	205
RD36FB	205
RD42FB	205
RD48FB	205
RD60FB	205
SYSFS	271
SYSTG	271
T52024S	104
T52030S	104
T52036S	104
T52042S	104
T52048S	104
T52054S	104
T52060S	104
T52066S	104
T52072S	104
T52078S	104
T52084S	104
T52090S	104
T52096S	104
T52424S	104
T52430S	104
T52436S	104
T52442S	104
T52448S	104
T52454S	104
T52460S	104
T52466S	104
T52472S	104
T52478S	104
T52484S	104
T52490S	104
T52496S	104
T5302430W	116
T53024S	105
T5303024W	116
T53030S	105
T53036S	105
T53042S	105
T53048S	105
T53054S	105
T53060B	118
T53060S	105
T53066B	118
T53066S	105
T53072B	118
T53072PL	118
T53072PR	118
T53072S	105
T53078S	105
T53084S	105
T53090S	105
T53096S	105
T5362430W	116
T53624C	116
T53624CR	116
T5363024W	116
T53660B	118
T53660S	105
T53662CL	119
T53662CR	119
T53666B	118
T53666S	105
T53672B	118
T53672S	105
T53722CL	119
T53722CR	119
T5422430W	116
T54224C	116
T54224CR	116
T5423024W	116
T54230C	116
T54230CR	116
T54662JL	118
T54662JR	118
T54663CL	119
T54663CR	119
T54663JL	118
T54663JR	118
T547221BL	119
T547221BR	119
T547229BL	119
T547229BR	119
T54722JL	118
T54722JR	118
T547231BL	119
T547231BR	119
T547239BL	119
T547239BR	119
T54723CL	119
T54723CR	119
T54723JL	118
T54723JR	118
T5482430W	116
T54824C	116
T54824CR	116
T5483024W	116
T54830C	116
T54830CR	116
T5542430W	116
T5543024W	116
T5602430W	116
T5603024W	116
T5622EL	117
T5622ER	117
T5623EL	117
T5623ER	117
T5632EL	117
T5632ER	117
T5633EL	117
T5633ER	117
T5662430W	116
T5663024W	116
T5722430W	116
T5722EL	117
T5722ER	117
T5723024W	116
T5723EL	117
T5723ER	117
T5732EL	117
T5732ER	117
T5733EL	117
T5733ER	117
T5822EL	117
T5822ER	117
T5832EL	117
T5832ER	117
T5922EL	117
T5922ER	117
T5932EL	117
T5932ER	117
T612FB	142, 229
T624CB	142
T624FB	142
T630FB	142
T6BK	142
T6CB12L	142
T6CB12R	142
T6CB18L	142
T6CB18R	142
T6CB24L	142
T6CB24R	142
T6SB	142
T7DV	204
TAWG	86, 182
TBPLATE3-36	87
TBPLATE3-42	87
TBPLATE3-48	87
TBPLATE3-60	87
TE52024S	115
TE52030S	115
TE52036S	115
TE52042S	115
TE52048S	115
TE52054S	115
TE52060S	115
TE52066S	115
TE52072S	115
TE52084S	115
TE52090S	115
TE52096S	115
TE52424S	115
TE52430S	115
TE52436S	115
TE52442S	115
TE52448S	115
TE52454S	115
TE52460S	115
TE52466S	115
TE52472S	115
TE52484S	115
TE52490S	115
TE52496S	115
TE5302430W	116
TE53024S	115
TE5303024W	116
TE53030S	115
TE53036S	115
TE53042S	115
TE53048S	115
TE53054S	115
TE53060B	118
TE53060S	115
TE53066B	118
TE53066S	115
TE53072B	118
TE53072S	115
TE53084S	115
TE53090S	115
TE53096S	115
TE5362430W	116
TE53624CR	116
TE5363024W	116
TE53660B	118
TE53666B	118
TE53672B	118
TE5422430W	116
TE54224CR	116
TE5423024W	116
TE54230CR	116
TE54662JL	118
TE54662JR	118
TE54663JL	118
TE54663JR	118
TE54722JL	118
TE54722JR	118
TE54723JL	118
TE54723JR	118
TE5482430W	116
TE54824CR	116
TE5483024W	116
TE54830CR	116
TE5542430W	116
TE5543024W	116
TE5602430W	116
TE5603024W	116
TE5622EL	117
TE5622ER	117
TE5623EL	117
TE5623ER	117
TE5632EL	117
TE5632ER	117
TE5633EL	117
TE5633ER	117
TE5662430W	116
TE5663024W	116
TE5722430W	116
TE5722EL	117
TE5722ER	117
TE5723024W	116
TE5723EL	117
TE5723ER	117
TE5732EL	117
TE5732ER	117
TE5733EL	117
TE5733ER	117
TE5822EL	117
TE5822ER	117
TE5832EL	117
TE5832ER	117
TE5922EL	117
TE5922ER	117
TE5932EL	117
TE5932ER	117
TK4TRAYMS	62
TN52424SD	117
TNE52424SD	117
TNV52424Q	135
TNV53030Q	135
TR6BK	142
TT53024CB	117
TT53624CB	117
TT54224CB	117
TT54824CB	117
TT629SC	141
TTE53024CB	117
TTE53624CB	117
TTE54224CB	117
TTE54824CB	117
TV52024S	122
TV52030S	122
TV52036S	122
TV52042S	122
TV52048S	122
TV52054S	122
TV52060S	122
TV52066S	122
TV52072S	122
TV52078S	122
TV52084S	122
TV52090S	122
TV52096S	122
TV52424S	122
TV52430S	122
TV52436S	122
TV52442S	122
TV52448S	122
TV52454S	122
TV52460S	122
TV52466S	122
TV52472S	122
TV52478S	122
TV52484S	122
TV52490S	122
TV52496S	122

Cross Reference Index

by Model Number

Model	Page
TV53024CB	135
TV53024S	123
TV5303024W	132
TV53030S	123
TV53036S	123
TV53042S	123
TV53048S	123
TV53054S	123
TV53060B	134
TV53060S	123
TV53066B	134
TV53066S	123
TV53072B	134
TV53072PL	134
TV53072PR	134
TV53072S	123
TV53078S	123
TV53084S	123
TV53090S	123
TV53096S	123
TV5362430W	132
TV53624C	132
TV53624CB	135
TV53624CR	132
TV5363024W	132
TV53660B	134
TV53660S	123
TV53666B	134
TV53666S	123
TV53672B	134
TV53672S	123
TV5422430W	132
TV54224C	132
TV54224CB	135
TV54224CR	132
TV5423024W	132
TV54230C	132
TV54230CR	132
TV54662JL	134
TV54662JR	134
TV54663JL	134
TV54663JR	134
TV547221BL	134
TV547221BR	134
TV547229BL	134
TV547229BR	134
TV54722JL	134
TV54722JR	134
TV54723JL	134
TV54723JR	134
TV5482430W	132
TV54824C	132
TV54824CB	135
TV54824CR	132
TV5483024W	132
TV54830C	132
TV54830CR	132
TV5542430W	132
TV5543024W	132
TV5602430W	132
TV5603024W	132
TV5622EL	133
TV5622ER	133
TV5623EL	133
TV5623ER	133
TV5632EL	133
TV5632ER	133
TV5633EL	133
TV5633ER	133
TV5662430W	132
TV5663024W	132
TV5722430W	132
TV5722EL	133
TV5722ER	133
TV5723024W	132
TV5723EL	133
TV5723ER	133
TV5732EL	133
TV5732ER	133
TV5733EL	133
TV5733ER	133
TV5822EL	133
TV5822ER	133
TV5832EL	133
TV5832ER	133
TV5922EL	133
TV5922ER	133
TV5932EL	133
TV5932ER	133
TWTH	204
TZ52424Q	117
TZ52424SD	117
TZ53030Q	117
TZV52424SD	135
U7WDA	257
U912WTR	241
U918WTR	241
U924WTR	241
U930WTR	241
U936WTR	241
U942WTR	241
U948WTR	241
U954WTR	241
U960WTR	241
U966WTR	241
U972WTR	241
U978WTR	241
U984WTR	241
U990WTR	241
U996WTR	241
U9TF	241
U9TM	241
U9TP	241
U9TS	241
U9WTC	241
UTP	86
WANDFS	233, 267
WANDFSOC	233, 267
WANDOCC	233, 267
Y62610SLPP	139
Y62620PENP	139
Y62624PENP	139
Y62624SLPP	139
Y62910FENP	139
Y62910PENP	139
Y62910SLFP	139
Y62910SLPP	139
Y62920PENP	139
Y62924FENP	139
Y62924PENP	139
Y62924SLFP	139
Y62924SLPP	139
Y62930FENP	139
Y62930PENP	139
Y629LKMA	141
Y629LKMP	141
Y629LKNA	141
Y629LKNP	141, 229
Y629NLK	141
Y629NLKA	141
Y6EPKA	141
Y6EPKP	141
Y6PEN	139
Y6PPK	139
YTSPSK	63
YWC24Z	197
YWC30Z	197
YWC36Z	197
YWC42Z	197
YWC48Z	197
YWC60Z	197
Z01524P	40
Z01530P	40
Z01536P	40
Z01542P	40
Z01548P	40
Z01560P	40
Z02224P	40
Z02230P	40
Z02236P	40
Z02242P	40
Z02248P	40
Z02260P	40
Z03024P	40
Z03030P	40
Z03036P	40
Z03042P	40
Z03048P	40
Z03060P	40
Z03524WF	39
Z03524WN	39
Z03524WR	39
Z03530WF	39
Z03530WN	39
Z03530WR	39
Z03536WF	39
Z03536WN	39
Z03536WR	39
Z03542WF	39
Z03542WN	39
Z03542WR	39
Z03548WF	39
Z03548WN	39
Z03548WR	39
Z03560WF	39
Z03560WN	39
Z03560WR	39
Z04224WF	39
Z04224WN	39
Z04224WR	39
Z04230WF	39
Z04230WN	39
Z04230WR	39
Z04236WF	39
Z04236WN	39
Z04236WR	39
Z04242WF	39
Z04242WN	39
Z04242WR	39
Z04248WF	39
Z04248WN	39
Z04248WR	39
Z04260WF	39
Z04260WN	39
Z04260WR	39
Z05024WF	39
Z05024WN	39
Z05024WR	39
Z05030WF	39
Z05030WN	39
Z05030WR	39
Z05036WF	39
Z05036WN	39
Z05036WR	39
Z05042WF	39
Z05042WN	39
Z05042WR	39
Z05048WF	39
Z05048WN	39
Z05048WR	39
Z05060WF	39
Z05060WN	39
Z05060WR	39
Z05724WF	39
Z05724WN	39
Z05724WR	39
Z05730WF	39
Z05730WN	39
Z05730WR	39
Z05736WF	39
Z05736WN	39
Z05736WR	39
Z05742WF	39
Z05742WN	39
Z05742WR	39
Z05748WF	39
Z05748WN	39
Z05748WR	39
Z05760WF	39
Z05760WN	39
Z05760WR	39
Z06524WF	39
Z06524WN	39
Z06524WR	39
Z06530WF	39
Z06530WN	39
Z06530WR	39
Z06536WF	39
Z06536WN	39
Z06536WR	39
Z06542WF	39
Z06542WN	39
Z06542WR	39
Z06548WF	39
Z06548WN	39
Z06548WR	39
Z06560WF	39
Z06560WN	39
Z06560WR	39
Z130DMK	44
Z136DMK	44
Z142DMK	44
Z148DMK	44
Z15042SD	44
Z16542SD	44
Z18042SD	44
Z18742PDL	44
Z18742PDV	44
Z224FR	40
Z224SK	40
Z224SKMR	73
Z224SKMRS	73
Z230FR	40
Z230SK	40
Z230SKMR	73
Z230SKMRS	73
Z235PP	84
Z236FR	40
Z236SK	40
Z236SKMR	73
Z236SKMRS	73
Z242FR	40
Z242SK	40
Z242SKMR	73
Z242SKMRS	73
Z248FR	40
Z248SK	40
Z248SKMR	73
Z248SKMRS	73
Z260FR	40
Z260SK	40
Z260SKMR	73
Z260SKMRS	73
Z265PP	84
Z2MPR	73
Z2NM	71
Z2RF	40
Z2RM	73
Z2UP24	204
Z2UP30	204
Z2UP36	204
Z2UP42	204
Z2UP48	204
Z2UP60	204
Z307PB	51
Z307PBV	51
Z307PE	52
Z307PEV	52
Z307PF	47, 48, 50
Z307PFV	47, 48, 50
Z307PG	52
Z307PGV	52
Z307PL	47, 48, 50
Z307PLV	47, 48, 50
Z307PTG	52
Z307PTGV	52
Z307PVH	47, 48, 50, 51
Z307PVHV	47, 48, 50, 51
Z3102BB	51
Z3102BBV	51
Z3102CB	51
Z3102CBV	51
Z3102CC	51
Z3102CCV	51
Z3102LL	47
Z3102LLV	47
Z3102TL	48
Z3102TLV	48
Z3102TS	48
Z3102TSV	48

Cross Reference Index

by Model Number

Model	Page
Z3102TT	48
Z3102TTV	48
Z3102XL	49
Z3102XLV	49
Z3102XS	49
Z3102XSV	49
Z3102XT	49
Z3102XTV	49
Z3102XX	49
Z3102XXV	49
Z3110BB	51
Z3110BBV	51
Z3110CB	51
Z3110CBV	51
Z3110CC	51
Z3110CCV	51
Z3110LL	47
Z3110LLV	47
Z3110TL	48
Z3110TLV	48
Z3110TS	48
Z3110TSV	48
Z3110TT	48
Z3110TTV	48
Z3110XL	49
Z3110XLV	49
Z3110XS	49
Z3110XSV	49
Z3110XT	49
Z3110XTV	49
Z3110XX	49
Z3110XXV	49
Z315PB	51
Z315PBV	51
Z315PE	52
Z315PEV	52
Z315PF	47, 48, 50
Z315PFV	47, 48, 50
Z315PG	52
Z315PGV	52
Z315PL	47, 48, 50
Z315PLV	47, 48, 50
Z315PTG	52
Z315PTGV	52
Z315PVH	47, 48, 50, 51
Z315PVHV	47, 48, 50, 51
Z315PW	53
Z315PWV	53
Z320PT	45
Z320VT	45
Z322PB	51
Z322PBV	51
Z322PE	52
Z322PEV	52
Z322PF	47, 48, 50
Z322PFV	47, 48, 50
Z322PL	47, 48, 50
Z322PLV	47, 48, 50
Z322PVH	47, 48, 50, 51
Z322PVHV	47, 48, 50, 51
Z322PW	53
Z322PWV	53
Z324PP	84
Z324PPV	84
Z324PT	45
Z324VT	45
Z330PB	51
Z330PBV	51
Z330PE	52
Z330PEV	52
Z330PF	47, 48, 50
Z330PFV	47, 48, 50
Z330PL	47, 48, 50
Z330PLV	47, 48, 50
Z330PP	84
Z330PPV	84
Z330PT	45
Z330PVH	47, 48, 50, 51
Z330PVHV	47, 48, 50, 51
Z330PW	53
Z330PWV	53
Z330VT	45
Z335BB	51
Z335BBV	51
Z335CB	51
Z335CBV	51
Z335CC	51
Z335CCV	51
Z335LL	47
Z335LLV	47
Z335PB	51
Z335PBV	51
Z335PE	52
Z335PEF	52
Z335PEFV	52
Z335PEV	52
Z335PF	47, 48, 50
Z335PFV	47, 48, 50
Z335PL	47
Z335PLV	47
Z335PW	53
Z335PWV	53
Z335T	52
Z335TL	48
Z335TLV	48
Z335TS	48
Z335TSV	48
Z335TT	48
Z335TTV	48
Z335X	52
Z335XL	49
Z335XLV	49
Z335XS	49
Z335XSV	49
Z335XT	49
Z335XTV	49
Z335XX	49
Z335XXV	49
Z336PP	84
Z336PPV	84
Z336PT	45
Z336VT	45
Z342BB	51
Z342BBV	51
Z342CB	51
Z342CBV	51
Z342CC	51
Z342CCV	51
Z342LL	47
Z342LLV	47
Z342PB	51
Z342PBV	51
Z342PE	52
Z342PEF	52
Z342PEFV	52
Z342PEV	52
Z342PF	47, 48, 50
Z342PFV	47, 48, 50
Z342PL	47
Z342PLV	47
Z342PP	84
Z342PPV	84
Z342PT	45
Z342PW	53
Z342PWV	53
Z342T	52
Z342TL	48
Z342TLV	48
Z342TS	48
Z342TSV	48
Z342TT	48
Z342TTV	48
Z342VT	45
Z342X	52
Z342XL	49
Z342XLV	49
Z342XS	49
Z342XSV	49
Z342XT	49
Z342XTV	49
Z342XX	49
Z342XXV	49
Z343PT	45
Z343VT	45
Z347PT	45
Z347VT	45
Z348PP	84
Z348PPV	84
Z348PT	45
Z348VT	45
Z350BB	51
Z350BBV	51
Z350CB	51
Z350CBV	51
Z350CC	51
Z350CCV	51
Z350LL	47
Z350LLV	47
Z350PB	51
Z350PBV	51
Z350PE	52
Z350PEF	52
Z350PEFV	52
Z350PEV	52
Z350PF	47, 48, 50
Z350PFV	47, 48, 50
Z350PL	47
Z350PLV	47
Z350PW	53
Z350PWV	53
Z350T	52
Z350TL	48
Z350TLV	48
Z350TS	48
Z350TSV	48
Z350TT	48
Z350TTV	48
Z350X	52
Z350XL	49
Z350XLV	49
Z350XS	49
Z350XSV	49
Z350XT	49
Z350XTV	49
Z350XX	49
Z350XXV	49
Z351PT	45
Z351VT	45
Z354PP	84
Z354PPV	84
Z354PT	45
Z354VT	45
Z357BB	51
Z357BBV	51
Z357CB	51
Z357CBV	51
Z357CC	51
Z357CCV	51
Z357LL	47
Z357LLV	47
Z357PB	51
Z357PBV	51
Z357PE	52
Z357PEF	52
Z357PEFV	52
Z357PEV	52
Z357PF	47, 48, 50
Z357PFV	47, 48, 50
Z357PL	47
Z357PLV	47
Z357PW	53
Z357PWV	53
Z357T	52
Z357TL	48
Z357TLV	48
Z357TS	48
Z357TSV	48
Z357TT	48
Z357TTV	48
Z357X	52
Z357XL	49
Z357XLV	49
Z357XS	49
Z357XSV	49
Z357XT	49
Z357XTV	49
Z357XX	49
Z357XXV	49
Z359PT	45
Z359VT	45
Z360PP	84
Z360PPV	84
Z360PT	45
Z360VT	45
Z363PT	45
Z363VT	45
Z365BB	51
Z365BBV	51
Z365CB	51
Z365CBV	51
Z365CC	51
Z365CCV	51
Z365LL	47
Z365LLV	47
Z365PB	51
Z365PBV	51
Z365PE	52
Z365PEF	52
Z365PEFV	52
Z365PEV	52
Z365PF	47, 48, 50
Z365PFV	47, 48, 50
Z365PL	47
Z365PLV	47
Z365PW	53
Z365PWV	53
Z365T	52
Z365TL	48
Z365TLV	48
Z365TS	48
Z365TSV	48
Z365TT	48
Z365TTV	48
Z365X	52
Z365XL	49
Z365XLV	49
Z365XS	49
Z365XSV	49
Z365XT	49
Z365XTV	49
Z365XX	49
Z365XXV	49
Z366PT	45
Z366VT	45
Z368PP	84
Z368PPV	84
Z368PT	45
Z368VT	45
Z372BB	51
Z372BBV	51
Z372CB	51
Z372CBV	51
Z372CC	51
Z372CCV	51
Z372LL	47
Z372LLV	47
Z372PP	84
Z372PPV	84
Z372PT	45
Z372TL	48
Z372TLV	48
Z372TS	48
Z372TSV	48
Z372TT	48
Z372TTV	48
Z372VT	45
Z372XL	49
Z372XLV	49
Z372XS	49
Z372XSV	49
Z372XT	49
Z372XTV	49
Z372XX	49
Z372XXV	49
Z375PT	45
Z375VT	45
Z378PP	84
Z378PPV	84
Z378PT	45
Z378VT	45

Cross Reference Index

by Model Number

Model	Page
Z380BB	51
Z380BBV	51
Z380CB	51
Z380CBV	51
Z380CC	51
Z380CCV	51
Z380LL	47
Z380LLV	47
Z380PB	51
Z380PBV	51
Z380PE	52
Z380PEF	52
Z380PEFV	52
Z380PEV	52
Z380PF	47, 48, 50
Z380PFV	47, 48, 50
Z380PL	47
Z380PLV	47
Z380PW	53
Z380PWV	53
Z380T	52
Z380TL	48
Z380TLV	48
Z380TS	48
Z380TSV	48
Z380TT	48
Z380TTV	48
Z380X	52
Z380XL	49
Z380XLV	49
Z380XS	49
Z380XSV	49
Z380XT	49
Z380XTV	49
Z380XX	49
Z380XXV	49
Z384PP	84
Z384PPV	84
Z384PT	45
Z384VT	45
Z387BB	51
Z387BBV	51
Z387CB	51
Z387CBV	51
Z387CC	51
Z387CCV	51
Z387LL	47
Z387LLV	47
Z387PE	52
Z387PEV	52
Z387PF	47, 48, 50
Z387PFV	47, 48, 50
Z387PL	47
Z387PLV	47
Z387PW	53
Z387PWV	53
Z387T	52
Z387TL	48
Z387TLV	48
Z387TS	48
Z387TSV	48
Z387TT	48
Z387TTV	48
Z387X	52
Z387XL	49
Z387XLV	49
Z387XS	49
Z387XSV	49
Z387XT	49
Z387XTV	49
Z387XX	49
Z387XXV	49
Z390PP	84
Z390PPV	84
Z390PT	45
Z390VT	45
Z395BB	51
Z395BBV	51
Z395CB	51
Z395CBV	51
Z395CC	51
Z395CCV	51
Z395LL	47
Z395LLV	47
Z395TL	48
Z395TLV	48
Z395TS	48
Z395TSV	48
Z395TT	48
Z395TTV	48
Z395XL	49
Z395XLV	49
Z395XS	49
Z395XSV	49
Z395XT	49
Z395XTV	49
Z395XX	49
Z395XXV	49
Z396PP	84
Z396PPV	84
Z396PT	45
Z396VT	45
Z3CONB	46
Z3CONB10	46
Z3CONB2	46
Z3CONB3	46
Z3CONB4	46
Z3CONB5	46
Z3CONB6	46
Z3CONB7	46
Z3CONB8	46
Z3CONB9	46
Z3CONC	46
Z3CONC10	46
Z3CONC2	46
Z3CONC3	46
Z3CONC4	46
Z3CONC5	46
Z3CONC6	46
Z3CONC7	46
Z3CONC8	46
Z3CONC9	46
Z3MP	71
Z3SS	47
Z3SSV	47
Z3TBGB	41
Z3TBGC	41
Z3TBGI	41
Z3TBGL	41
Z3TBGS	41
Z3TBGT	41
Z3TBGX	41
Z3UCON	46
Z3UCON10	46
Z3UCON2	46
Z3UCON3	46
Z3UCON4	46
Z3UCON5	46
Z3UCON6	46
Z3UCON7	46
Z3UCON8	46
Z3UCON9	46
Z40720SW	255
Z40724E	56
Z40724HS	64
Z40724L	63
Z40724M1T	72
Z40724S	59
Z40724SH	60
Z40724SW	61
Z40724SW	255
Z40724T	54
Z40724TGS	42
Z40724TGSV	43
Z40724V	66
Z40730E	56
Z40730HS	64
Z40730L	63
Z40730M1T	72
Z40730S	59
Z40730SH	60
Z40730SW	61
Z40730SW	255
Z40730T	54
Z40730TGS	42
Z40730TGSV	43
Z40730V	66
Z40736E	56
Z40736HS	64
Z40736L	63
Z40736M1T	72
Z40736S	59
Z40736SH	60
Z40736SW	61
Z40736SW	255
Z40736T	54
Z40736TGS	42
Z40736TGSV	43
Z40736V	66
Z40742E	56
Z40742HS	64
Z40742L	63
Z40742M1T	72
Z40742S	59
Z40742SH	60
Z40742SW	61, 255
Z40742T	54
Z40742TGS	42
Z40742TGSV	43
Z40742V	66
Z40748E	56
Z40748HS	64
Z40748L	63
Z40748M1T	72
Z40748S	59
Z40748SH	60
Z40748SW	61, 255
Z40748T	54
Z40748TGS	42
Z40748TGSV	43
Z40748V	66
Z40754TGS	42
Z40754TGSV	43
Z40760E	56
Z40760HS	64
Z40760L	63
Z40760M1T	72
Z40760S	59
Z40760SH	60
Z40760SW	61, 255
Z40760T	54
Z40760TGS	42
Z40760TGSV	43
Z40760V	66
Z40766TGS	42
Z40766TGSV	43
Z40772TGS	42
Z40772TGSV	43
Z40778TGS	42
Z40778TGSV	43
Z40784TGS	42
Z40784TGSV	43
Z40790TGS	42
Z40790TGSV	43
Z40796TGS	42
Z40796TGSV	43
Z41520SW	255
Z41524E	56
Z41524G	65
Z41524GL	41
Z41524HS	64
Z41524L	63
Z41524M1T	72
Z41524M2T	72
Z41524MB	62
Z41524MBS	62
Z41524PT	65
Z41524S	59
Z41524SH	60
Z41524SW	61, 255
Z41524T	54
Z41524TGS	42
Z41524TGSV	43
Z41524V	66
Z41530E	56
Z41530G	65
Z41530GL	41
Z41530HS	64
Z41530L	63
Z41530M1T	72
Z41530M2T	72
Z41530MB	62
Z41530MBS	62
Z41530PT	65
Z41530S	59
Z41530SH	60
Z41530SW	61, 255
Z41530T	54
Z41530TGS	42
Z41530TGSV	43
Z41530V	66
Z41536E	56
Z41536G	65
Z41536GL	41
Z41536HS	64
Z41536L	63
Z41536M1T	72
Z41536M2T	72
Z41536MB	62
Z41536MBS	62
Z41536PT	65
Z41536S	59
Z41536SH	60
Z41536SW	61, 255
Z41536T	54
Z41536TGS	42
Z41536TGSV	43
Z41536V	66
Z41542E	56
Z41542G	65
Z41542GL	41
Z41542HS	64
Z41542L	63
Z41542M1T	72
Z41542M2T	72
Z41542MB	62
Z41542MBS	62
Z41542PT	65
Z41542S	59
Z41542SH	60
Z41542SW	61, 255
Z41542T	54
Z41542TGS	42
Z41542TGSV	43
Z41542V	66
Z41548E	56
Z41548G	65
Z41548GL	41
Z41548HS	64
Z41548L	63
Z41548M1T	72
Z41548M2T	72
Z41548MB	62
Z41548MBS	62
Z41548PT	65
Z41548S	59
Z41548SH	60
Z41548SW	61, 255
Z41548T	54
Z41548TGS	42
Z41548TGSV	43
Z41548V	66
Z41554TGS	42
Z41554TGSV	43
Z41560E	56
Z41560G	65
Z41560GL	41
Z41560HS	64
Z41560L	63
Z41560M1T	72
Z41560M2T	72
Z41560MB	62
Z41560MBS	62
Z41560PT	65
Z41560S	59
Z41560SH	60
Z41560SW	61, 255
Z41560T	54
Z41560TGS	42
Z41560TGSV	43

Cross Reference Index

by Model Number

Model	Page
Z41560V	66
Z41566TGS	42
Z41566TGSV	43
Z41572GL	41
Z41572TGS	42
Z41572TGSV	43
Z41578TGS	42
Z41578TGSV	43
Z41584GL	41
Z41584TGS	42
Z41584TGSV	43
Z41590GL	41
Z41590TGS	42
Z41590TGSV	43
Z41596GL	41
Z41596TGS	42
Z41596TGSV	43
Z42224E	56
Z42224G	65
Z42224GL	41
Z42224HS	64
Z42224HTF	64
Z42224L	63
Z42224M1T	72
Z42224M2T	72
Z42224MB	62
Z42224MBS	62
Z42224PT	65
Z42224S	59
Z42224SF	59
Z42224SH	60
Z42224T	54
Z42224TF	58
Z42224V	66
Z42224VTF	67
Z42230E	56
Z42230G	65
Z42230GL	41
Z42230HS	64
Z42230HTF	64
Z42230L	63
Z42230M1T	72
Z42230M2T	72
Z42230MB	62
Z42230MBS	62
Z42230PT	65
Z42230S	59
Z42230SF	59
Z42230SH	60
Z42230T	54
Z42230TF	58
Z42230V	66
Z42230VTF	67
Z42236E	56
Z42236G	65
Z42236GL	41
Z42236HS	64
Z42236HTF	64
Z42236L	63
Z42236M1T	72
Z42236M2T	72
Z42236MB	62
Z42236MBS	62
Z42236PT	65
Z42236S	59
Z42236SF	59
Z42236SH	60
Z42236T	54
Z42236TF	58
Z42236V	66
Z42236VTF	67
Z42242E	56
Z42242G	65
Z42242GL	41
Z42242HS	64
Z42242HTF	64
Z42242L	63
Z42242M1T	72
Z42242M2T	72
Z42242MB	62
Z42242MBS	62
Z42242PT	65
Z42242S	59
Z42242SF	59
Z42242SH	60
Z42242T	54
Z42242TF	58
Z42242V	66
Z42242VTF	67
Z42248E	56
Z42248G	65
Z42248GL	41
Z42248HS	64
Z42248HTF	64
Z42248L	63
Z42248M1T	72
Z42248M2T	72
Z42248MB	62
Z42248MBS	62
Z42248PT	65
Z42248S	59
Z42248SF	59
Z42248SH	60
Z42248T	54
Z42248TF	58
Z42248V	66
Z42248VTF	67
Z42260E	56
Z42260G	65
Z42260GL	41
Z42260HS	64
Z42260HTF	64
Z42260L	63
Z42260M1T	72
Z42260M2T	72
Z42260MB	62
Z42260MBS	62
Z42260PT	65
Z42260S	59
Z42260SF	59
Z42260SH	60
Z42260T	54
Z42260TF	58
Z42260V	66
Z42260VTF	67
Z42272GL	41
Z42284GL	41
Z42290GL	41
Z42296GL	41
Z43024E	56
Z43024G	65
Z43024GL	41
Z43024HS	64
Z43024HTF	64
Z43024L	63
Z43024MB	62
Z43024MBS	62
Z43024NVS-2P	68
Z43024PT	65
Z43024S	59
Z43024SF	59
Z43024SH	60
Z43024T	54
Z43024TF	58
Z43024V	66
Z43024VTF	67
Z43030E	56
Z43030G	65
Z43030GL	41
Z43030HS	64
Z43030HTF	64
Z43030L	63
Z43030MB	62
Z43030MBS	62
Z43030NVS-2P	68
Z43030PT	65
Z43030S	59
Z43030SF	59
Z43030SH	60
Z43030T	54
Z43030TF	58
Z43030V	66
Z43030VTF	67
Z43036E	56
Z43036G	65
Z43036GL	41
Z43036HS	64
Z43036HTF	64
Z43036L	63
Z43036MB	62
Z43036MBS	62
Z43036NVS-2P	68
Z43036PT	65
Z43036S	59
Z43036SF	59
Z43036SH	60
Z43036T	54
Z43036TF	58
Z43036V	66
Z43036VTF	67
Z43042E	56
Z43042G	65
Z43042GL	41
Z43042HS	64
Z43042HTF	64
Z43042L	63
Z43042MB	62
Z43042MBS	62
Z43042NVS-2P	68
Z43042PT	65
Z43042S	59
Z43042SF	59
Z43042SH	60
Z43042T	54
Z43042TF	58
Z43042V	66
Z43042VTF	67
Z43048E	56
Z43048G	65
Z43048GL	41
Z43048HS	64
Z43048HTF	64
Z43048L	63
Z43048MB	62
Z43048MBS	62
Z43048NVS-2P	68
Z43048PT	65
Z43048S	59
Z43048SF	59
Z43048SH	60
Z43048T	54
Z43048TF	58
Z43048V	66
Z43048VTF	67
Z43060E	56
Z43060G	65
Z43060GL	41
Z43060HS	64
Z43060HTF	64
Z43060L	63
Z43060MB	62
Z43060MBS	62
Z43060NVS-2P	68
Z43060PT	65
Z43060S	59
Z43060SF	59
Z43060SH	60
Z43060T	54
Z43060TF	58
Z43060V	66
Z43060VTF	67
Z43072GL	41
Z43724E	57
Z43724NVS-QP	68
Z43724T	55
Z43724TF	58
Z43724V	66
Z43724VTF	67
Z43730E	57
Z43730NVS-QP	68
Z43730T	55
Z43730TF	58
Z43730V	66
Z43730VTF	67
Z43736E	57
Z43736NVS-QP	68
Z43736T	55
Z43736TF	58
Z43736V	66
Z43736VTF	67
Z43742E	57
Z43742NVS-QP	68
Z43742T	55
Z43742TF	58
Z43742V	66
Z43742VTF	67
Z43748E	57
Z43748NVS-QP	68
Z43748T	55
Z43748TF	58
Z43748V	66
Z43748VTF	67
Z43760E	57
Z43760NVS-QP	68
Z43760T	55
Z43760TF	58
Z43760V	66
Z43760VTF	67
Z44524E	57
Z44524NVS-3P	68
Z44524NVS-SP	68
Z44524NVS-ZP	70
Z44524T	55
Z44524TF	58
Z44524V	66
Z44524VTF	67
Z44530E	57
Z44530NVS-3P	68
Z44530NVS-SP	68
Z44530NVS-ZP	70
Z44530T	55
Z44530TF	58
Z44530V	66
Z44530VTF	67
Z44536E	57
Z44536NVS-3P	68
Z44536NVS-SP	68
Z44536NVS-ZP	70
Z44536T	55
Z44536TF	58
Z44536V	66
Z44536VTF	67
Z44542E	57
Z44542NVS-3P	68
Z44542NVS-SP	68
Z44542NVS-ZP	70
Z44542T	55
Z44542TF	58
Z44542V	66
Z44542VTF	67
Z44548E	57
Z44548NVS-3P	68
Z44548NVS-SP	68
Z44548NVS-ZP	70
Z44548T	55
Z44548TF	58
Z44548V	66
Z44548VTF	67
Z44560E	57
Z44560NVS-3P	68
Z44560NVS-SP	68
Z44560NVS-ZP	70
Z44560T	55
Z44560TF	58
Z44560V	66
Z44560VTF	67
Z45224E	57
Z45224NVS-Q2P	69
Z45224NVS-SQ	69
Z45224NVS-ZQ	70
Z45224T	55
Z45224TF	58
Z45230E	57
Z45230NVS-Q2P	69
Z45230NVS-SQ	69
Z45230NVS-ZQ	70
Z45230T	55
Z45230TF	58
Z45236E	57
Z45236NVS-Q2P	69

Cross Reference Index

by Model Number

Model	Page
Z45236NVS-SQ	69
Z45236NVS-ZQ	70
Z45236T	55
Z45236TF	58
Z45242E	57
Z45242NVS-Q2P	69
Z45242NVS-SQ	69
Z45242NVS-ZQ	70
Z45242T	55
Z45242TF	58
Z45248E	57
Z45248NVS-Q2P	69
Z45248NVS-SQ	69
Z45248NVS-ZQ	70
Z45248T	55
Z45248TF	58
Z45260E	57
Z45260NVS-Q2P	69
Z45260NVS-SQ	69
Z45260NVS-ZQ	70
Z45260T	55
Z45260TF	58
Z46024E	57
Z46024NVS-4P	69
Z46024NVS-S2P	69
Z46024NVS-Z2P	70
Z46024T	55
Z46024TF	58
Z46030E	57
Z46030NVS-4P	69
Z46030NVS-S2P	69
Z46030NVS-Z2P	70
Z46030T	55
Z46030TF	58
Z46036E	57
Z46036NVS-4P	69
Z46036NVS-S2P	69
Z46036NVS-Z2P	70
Z46036T	55
Z46036TF	58
Z46042E	57
Z46042NVS-4P	69
Z46042NVS-S2P	69
Z46042NVS-Z2P	70
Z46042T	55
Z46042TF	58
Z46048E	57
Z46048NVS-4P	69
Z46048NVS-S2P	69
Z46048NVS-Z2P	70
Z46048T	55
Z46048TF	58
Z46060E	57
Z46060NVS-4P	69
Z46060NVS-S2P	69
Z46060NVS-Z2P	70
Z46060T	55
Z46060TF	58
Z4UP24	204
Z4UP30	204
Z4UP36	204
Z4UP42	204
Z4UP48	204
Z4UP60	204
Z51524S	114
Z51530S	114
Z51536S	114
Z51542S	114
Z51548S	114
Z51554S	114
Z51560S	114
Z51566S	114
Z51572S	114
Z51832EC	224
Z51836SDN	225
Z51838EC	224
Z51842SDN	225
Z51848SDN	225
Z51854EC	224
Z51854SDN	225
Z51860EC	224
Z51860SDN	225
Z51872EC	224
Z5203024T	106
Z52030CL	109
Z5203624T	106
Z52036CL	109
Z52036LS	108
Z5204224T	106
Z52042CL	109
Z52042LS	108
Z52043LD	112
Z5204824T	106
Z5204824TDP	106
Z52048CL	109
Z52048LS	108
Z52051LD	112
Z5205424T	106
Z5205424TDP	106
Z5206024T	106
Z5206024TDP	106
Z5206624T	106
Z5206624TDP	106
Z5207224T	106
Z5207224TDP	106
Z5207824T	106
Z5207824TDP	106
Z5208424T	106
Z5208424TDP	106
Z52148JL	110
Z52148JR	110
Z52154JL	110
Z52154JR	110
Z52160JL	110
Z52160JLDP	110
Z52160JR	110
Z52160JRDP	110
Z52166JL	110
Z52166JLDP	110
Z52166JR	110
Z52166JRDP	110
Z52172JL	110
Z52172JLDP	110
Z52172JR	110
Z52172JRDP	110
Z52178JL	110
Z52178JLDP	110
Z52178JR	110
Z52178JRDP	110
Z52184JL	110
Z52184JLDP	110
Z52184JR	110
Z52184JRDP	110
Z52190JL	110
Z52190JR	110
Z52196JL	110
Z52196JR	110
Z52424C	114
Z52424Q	112
Z5243020T	106
Z5243030T	107
Z52430LP	112
Z52432EC	224
Z5243620T	106
Z5243630T	107
Z52436CL	109
Z52436LP	112
Z52438EC	224
Z5244220T	106
Z5244230T	107
Z52442CL	109
Z52442LP	112
Z52442LS	108
Z52443LD	112
Z52446SH	121
Z5244820T	106
Z5244820TDP	106
Z5244830T	107
Z5244830TDP	107
Z52448CL	109
Z52448LP	112
Z52448LS	108
Z52448LSDP	108
Z52448SDP	104
Z52451LD	112
Z52452SH	121
Z5245420T	106
Z5245420TDP	106
Z5245430T	107
Z5245430TDP	107
Z52454EC	224
Z52454ECT	224
Z52454LS	108
Z52454LSDP	108
Z52454SDP	104
Z52458SH	121
Z5246020T	106
Z5246020TDP	106
Z5246030T	107
Z5246030TDP	107
Z52460EC	224
Z52460ECT	224
Z52460LS	108
Z52460LSDP	108
Z52460SDP	104
Z5246620T	106
Z5246620TDP	106
Z5246630T	107
Z5246630TDP	107
Z52466LS	108
Z52466LSDP	108
Z52466SDP	104
Z5247220T	106
Z5247220TDP	106
Z5247230T	107
Z5247230TDP	107
Z52472EC	224
Z52472ECT	224
Z52472LS	108
Z52472LSDP	108
Z52472SDP	104
Z5247820T	106
Z5247820TDP	106
Z5247830T	107
Z5247830TDP	107
Z52478LS	108
Z52478LSDP	108
Z52478SDP	104
Z5248420T	106
Z5248420TDP	106
Z5248430T	107
Z5248430TDP	107
Z52484LS	108
Z52484LSDP	108
Z52484SDP	104
Z52748BE	224
Z52748BM	225
Z52754BE	224
Z52754BM	225
Z52760BE	224
Z52760BM	225
Z52766BE	224
Z52772BE	224
Z52772BM	225
Z52784BE	224
Z52784BM	225
Z52790BE	224
Z52790BM	225
Z52796BE	224
Z52796BM	225
Z5303024T	107
Z53030C	114
Z53030CSB	114
Z53030Q	112
Z5303624T	107
Z53036LP	112
Z5304224T	107
Z53042LP	112
Z5304824T	107
Z5304824TDP	107
Z53048BE	224
Z53048BM	225
Z53048LP	112
Z53048LS	108
Z53048LSDP	108
Z53048SDP	105
Z5305424T	107
Z5305424TDP	107
Z53054BE	224
Z53054BM	225
Z53054LS	108
Z53054LSDP	108
Z53054SDP	105
Z5306024T	107
Z5306024TDP	107
Z53060BE	224
Z53060BM	225
Z53060LS	108
Z53060LSDP	108
Z53060SDP	105
Z5306624T	107
Z5306624TDP	107
Z53066BE	224
Z53066LS	108
Z53066LSDP	108
Z53066SDP	105
Z5307224T	107
Z5307224TDP	107
Z53072BE	224
Z53072BM	225
Z53072LS	108
Z53072LSDP	108
Z53072SDP	105
Z5307824T	107
Z5307824TDP	107
Z53078LS	108
Z53078LSDP	108
Z53078SDP	105
Z5308424T	107
Z5308424TDP	107
Z53084BE	224
Z53084BM	225
Z53084LS	108
Z53084LSDP	108
Z53084SDP	105
Z53090BE	224
Z53090BM	225
Z53096BE	224
Z53096BM	225
Z53248JL	111
Z53248JR	111
Z53254JL	111
Z53254JR	111
Z53260JL	111
Z53260JLDP	111
Z53260JR	111
Z53260JRDP	111
Z53266JL	111
Z53266JLDP	111
Z53266JR	111
Z53266JRDP	111
Z53272JL	111
Z53272JLDP	111
Z53272JR	111
Z53272JRDP	111
Z53278JL	111
Z53278JLDP	111
Z53278JR	111
Z53278JRDP	111
Z53284JL	111
Z53284JLDP	111
Z53284JR	111
Z53284JRDP	111
Z53290JL	111
Z53290JR	111
Z53296JL	111
Z53296JR	111
Z53621LC	109
Z53622LC	109
Z53636C	114
Z53636CSB	114
Z53641LB	112
Z53642LB	112
Z53648BE	224
Z53648BM	225
Z53654BE	224
Z53654BM	225
Z53660BE	224
Z53660BM	225
Z53666BE	224

Cross Reference Index

by Model Number

Model	Page
Z53672BE	224
Z53672BM	225
Z53684BE	224
Z53684BM	225
Z53690BE	224
Z53690BM	225
Z53696BE	224
Z53696BM	225
Z53721LC	109
Z53722LC	109
Z53741LB	112
Z53742LB	112
Z54242CSB	114
Z54621LC	109
Z54622LC	109
Z54631LB	112
Z54632LB	112
Z54721LC	109
Z54722LC	109
Z54731LB	112
Z54732LB	112
Z54848CSB	114
Z56312LC	109
Z56322LC	109
Z56412LC	109
Z56422LC	109
Z57312LC	109
Z57322LC	109
Z57412LC	109
Z57422LC	109
Z5CT1524	178
Z5CT1530	178
Z5CT1536	178
Z5CT1542	178
Z5CT1548	178
Z5CT1554	178
Z5CT1560	178
Z5CT1566	178
Z5CT1572	178
Z5CT1578	178
Z5CT1584	178
Z5CT1590	178
Z5CT1596	178
Z5CT1724	178
Z5CT1730	178
Z5CT1736	178
Z5CT1742	178
Z5CT1748	178
Z5CT1754	178
Z5CT1760	178
Z5CT1766	178
Z5CT1772	178
Z5CT1778	178
Z5CT1784	178
Z5CT1790	178
Z5CT1796	178
Z5CT1824	178
Z5CT1830	178
Z5CT1836	178
Z5CT1842	178
Z5CT1848	178
Z5CT1854	178
Z5CT1860	178
Z5CT1866	178
Z5CT1872	178
Z5CT1878	178
Z5CT1884	178
Z5CT1890	178
Z5CT1896	178
Z5CT2124	178
Z5CT2130	178
Z5CT2136	178
Z5CT2142	178
Z5CT2148	178
Z5CT2154	178
Z5CT2160	178
Z5CT2166	178
Z5CT2172	178
Z5CT2178	178
Z5CT2184	178
Z5CT2190	178
Z5CT2196	178
Z5CT2324	178
Z5CT2330	178
Z5CT2336	178
Z5CT2342	178
Z5CT2348	178
Z5CT2354	178
Z5CT2360	178
Z5CT2366	178
Z5CT2372	178
Z5CT2378	178
Z5CT2384	178
Z5CT2390	178
Z5CT2396	178
Z5CT2424	178
Z5CT2430	178
Z5CT2436	178
Z5CT2442	178
Z5CT2448	178
Z5CT2454	178
Z5CT2460	178
Z5CT2466	178
Z5CT2472	178
Z5CT2478	178
Z5CT2484	178
Z5CT2490	178
Z5CT2496	178
Z5L36CL	109
Z5L42CL	109
Z5L48CL	109
Z5R36CL	109
Z5R42CL	109
Z5R48CL	109
Z5SC42	142
Z5SC48	142
Z5SC54	142
Z5SC60	142
Z5SC66	142
Z5SC72	142
Z5SC78	142
Z5SC84	142
Z5WM48	142, 225, 227
Z5WM54	142, 225, 227
Z5WM60	142, 225, 227
Z5WM66	142, 225, 227
Z5WM72	142, 225, 227
Z5WM78	142, 227
Z5WM84	142, 225, 227
Z624CT	230, 234
Z624EMKTD	230
Z624EMKTS	230
Z630CT	230, 234
Z630EMKTD	230
Z630EMKTS	230
Z632ECKT	229
Z632ELCL	228
Z632ELCR	228
Z632ELNL	228
Z632ELNR	228
Z632ELWCL	228
Z632ELWCR	228
Z632MCKT	229
Z632ML	228, 232
Z632MS	228, 232
Z636CT	230, 234
Z636EMKTD	230
Z636EMKTS	230
Z638ECKT	229
Z638ELCL	228
Z638ELCR	228
Z638ELNL	228
Z638ELNR	228
Z638ELWCL	228
Z638ELWCR	228
Z638MCKT	229
Z638ML	228, 232
Z638MS	228, 232
Z642CT	230, 234
Z642EMKTD	230
Z642EMKTS	230
Z648CT	230, 234
Z648EMKTD	230
Z648EMKTS	230
Z654CT	230, 234
Z654ELC	228
Z654ELN	228
Z654ELWC	228
Z654EPCKT	229
Z654MCKT	229
Z654MD	228, 232
Z65ECKT	229
Z660CT	230, 234
Z660ELC	228
Z660ELN	228
Z660ELWC	228
Z660EMKTD	230
Z660EMKTS	230
Z660EPCKT	229
Z660MCKT	229
Z660MD	228, 232
Z660SB	229
Z672CT	230, 234
Z672ELC	228
Z672ELN	228
Z672ELWC	228
Z672EPCKT	229
Z672MCKT	229
Z672MD	228, 232
Z672SB	229
Z67ECKT	229
Z684CT	230, 234
Z684SB	229
Z690CT	230, 234
Z690SB	229
Z696CT	230, 234
Z696SB	229
Z6B13CSP	235
Z6B20CSP	235
Z6BC1330F	234
Z6BC1330SP	235
Z6BC1336F	234
Z6BC1336SP	235
Z6BC1342F	234
Z6BC1342SP	235
Z6BC1348F	234
Z6BC1348G	234
Z6BC1348SP	235
Z6BC1354F	234
Z6BC1354G	234
Z6BC1354SP	235
Z6BC1360F	234
Z6BC1360G	234
Z6BC1360SP	235
Z6BC1372G	234
Z6BC1384G	234
Z6BC1390G	234
Z6BC1396G	234
Z6BC2030F	234
Z6BC2030SF	235
Z6BC2030SP	235
Z6BC2036F	234
Z6BC2036SF	235
Z6BC2036SP	235
Z6BC2042F	234
Z6BC2042SF	235
Z6BC2042SP	235
Z6BC2048F	234
Z6BC2048G	234
Z6BC2048SF	235
Z6BC2048SP	235
Z6BC2054F	234
Z6BC2054G	234
Z6BC2054SF	235
Z6BC2054SP	235
Z6BC2060F	234
Z6BC2060G	234
Z6BC2060SF	235
Z6BC2060SP	235
Z6BC2072G	234
Z6BC2084G	234
Z6BC2090G	234
Z6BC2096G	234
Z6BL0827F	236
Z6BL0827G	236
Z6BL0830F	236
Z6BL0830G	236
Z6BL0836F	236
Z6BL0836G	236
Z6BL1327F	236
Z6BL1327G	236
Z6BL1327M	236
Z6BL1330F	236
Z6BL1330G	236
Z6BL1330M	236
Z6BL1336F	236
Z6BL1336G	236
Z6BL1336M	236
Z6BM1448	236
Z6BM1454	236
Z6BM1460	236
Z6BM1472	236
Z6BM1484	236
Z6BM1490	236
Z6BM3048	236
Z6BM3054	236
Z6BM3060	236
Z6BM3072	236
Z6BM3084	236
Z6BM3090	236
Z6C3BK	71, 73, 142
Z6CB	229
Z6CE	182
Z6CFC24	182
Z6CFC30	182
Z6CFN24	182
Z6CFN30	182
Z6CFN36	182
Z6CFN42	182
Z6CFN48	182
Z6CFN54	182
Z6CFN60	182
Z6CFN66	182
Z6CFN72	182
Z6CFN78	182
Z6CFN84	182
Z6CFN90	182
Z6CFN96	182
Z6CFP24	182
Z6CFP30	182
Z6CFP36	182
Z6CFP42	182
Z6CFP48	182
Z6CFP60	182
Z6CLFL	141
Z6CLFR	141
Z6CLHL	141
Z6CLHR	141
Z6CRF24	182
Z6CRF30	182
Z6CRF36	182
Z6CRF42	182
Z6CRF48	182
Z6CRF54	182
Z6CRF60	182
Z6CRF66	182
Z6CRF72	182
Z6CRF78	182
Z6CRF84	182
Z6CRF90	182
Z6CRF96	182
Z6CSBK	181
Z6CT2N24	183
Z6CT2N30	183
Z6CT2N36	183
Z6CT2N42	183
Z6CT2N48	183
Z6CT2N54	183
Z6CT2N60	183
Z6CT2N66	183
Z6CT2N72	183
Z6CT2N78	183
Z6CT2N84	183
Z6CT2N90	183
Z6CT2N96	183
Z6CTSS124	183
Z6CTSS130	183
Z6CTSS136	183
Z6CTSS142	183
Z6CTSS148	183

Cross Reference Index

by Model Number

Model	Page
Z6CTSS154	183
Z6CTSS160	183
Z6CTSS166	183
Z6CTSS172	183
Z6CTSS178	183
Z6CTSS184	183
Z6CTSS190	183
Z6CTSS196	183
Z6CTSTG124	183
Z6CTSTG130	183
Z6CTSTG136	183
Z6CTSTG142	183
Z6CTSTG148	183
Z6CTSTG154	183
Z6CTSTG160	183
Z6CTSTG166	183
Z6CTSTG172	183
Z6CTSTG178	183
Z6CTSTG184	183
Z6CTSTG190	183
Z6CTSTG196	183
Z6CTSTG224	183
Z6CTSTG230	183
Z6CTSTG236	183
Z6CTSTG242	183
Z6CTSTG248	183
Z6CTSTG254	183
Z6CTSTG260	183
Z6CTSTG266	183
Z6CTSTG272	183
Z6CTSTG278	183
Z6CTSTG284	183
Z6CTSTG290	183
Z6CTSTG296	183
Z6DF2830D	143
Z6DF2830F	143
Z6DF2830L	143
Z6DF2836D	143
Z6DF2836F	143
Z6DF2836L	143
Z6DF2842D	143
Z6DF2842F	143
Z6DF2842L	143
Z6DF2848D	143
Z6DF2848F	143
Z6DF2848L	143
Z6DF2854D	143
Z6DF2854F	143
Z6DF2854L	143
Z6DF2860D	143
Z6DF2860F	143
Z6DF2860L	143
Z6DM1430D	144
Z6DM1430L	144
Z6DM1436D	144
Z6DM1436L	144
Z6DM1442D	144
Z6DM1442L	144
Z6DM1448D	144
Z6DM1448L	144
Z6DM1454D	144
Z6DM1454L	144
Z6DM1460D	144
Z6DM1460L	144
Z6DS1324TG	143
Z6DS1330TG	143
Z6DS1336TG	143
Z6DS1342TG	143
Z6DS1348TG	143
Z6DS1354TG	143
Z6DS1360TG	143
Z6DUSKT	229
Z6EPCKTLS	229
Z6EPCKTRS	229
Z6EPK	71, 142
Z6HCPBK	139, 181
Z6HCPSL	139, 181
Z6HCPSR	139, 181
Z6LB	193
Z6LCPBK	139, 181
Z6LCPSL	139, 181
Z6LCPSR	139, 181
Z6LM2924L	141
Z6LM2930L	141
Z6MK	71, 142
Z6PL29FL	140, 229
Z6PL29FP	140, 229
Z6PL29FR	140, 229
Z6PL29HL	140
Z6PL29HP	140
Z6PL29HR	140
Z6PL40FL	140
Z6PL40FP	140
Z6PL40FR	140
Z6PL40HL	140
Z6PL40HP	140
Z6PL40HR	140
Z6PTLFPC	140
Z6PTLFPG	140
Z6PTLHPC	140
Z6PTLHPG	140
Z6RBK	142, 182, 193
Z6SCF	141, 229
Z6SCH	141
Z6STS60	121
Z6SUSKTL	229
Z6SUSKTR	229
Z6TR24	193
Z6WMR	73
Z6WMRL	73
Z6Z3MK	71, 142
Z824PA	230
Z830PA	230
Z836PA	230
Z842PA	230
Z848PA	230
Z860PA	230
ZBS18	181
ZBS24	181
ZBT15	181, 193
ZBT24	181, 193
ZD61026PSL	138
ZD61029PSL	138
ZD62026PENL	138
ZD62026PENR	138
ZD62026PSL	138
ZD62029PENL	138
ZD62029PENR	138
ZD62029PSL	138
ZD62426PENL	138
ZD62426PENR	138
ZD62426PSL	138
ZD62429FEN	138
ZD62429PENL	138
ZD62429PENR	138
ZD62429PSL	138
ZD63029FEN	138
ZDCF653018FL	189
ZDCF653018FWL	189
ZDCF653024FL	189
ZDCF653024FWL	189
ZDCLC2418LKL	174
ZDCLC2418LKWL	175
ZDCLC2418RKL	174
ZDCLC2418RKWL	175
ZDCLC3018LKL	174
ZDCLC3018LKWL	175
ZDCLC3018RKL	174
ZDCLC3018RKWL	175
ZDCWK	181
ZDHC1524LFL	177
ZDHC1524LFWL	177
ZDHC1524LGL	177
ZDHC1524LGWL	177
ZDHC1524RFL	177
ZDHC1524RFWL	177
ZDHC1524RGL	177
ZDHC1524RGWL	177
ZDHC2424A	176
ZDHC2424BL	176
ZDHC2424BWL	176
ZDHC3024A	176
ZDHC3024BL	176
ZDHC3024BWL	176
ZDHC3024FL	176
ZDHC3024FWL	176
ZDHC3624A	176
ZDHC3624BL	176
ZDHC3624BWL	176
ZDHC3624FL	176
ZDHC3624FWL	176
ZDHC4224A	176
ZDHC4224BL	176
ZDHC4224BWL	176
ZDHC4224LFL	176
ZDHC4224LFWL	176
ZDHC4224RFL	176
ZDHC4224RFWL	176
ZDHC4824A	176
ZDHC4824BL	176
ZDHC4824BWL	176
ZDHC4824LFL	176
ZDHC4824LFWL	176
ZDHC4824RFL	176
ZDHC4824RFWL	176
ZDHC6024A	176
ZDHC6024BL	176
ZDHC6024BWL	176
ZDHC6024FL	176
ZDHC6024FWL	176
ZDHCBN24	180
ZDHCBN30	180
ZDHCBN36	180
ZDHCBN42	180
ZDHCBN48	180
ZDHCBN60	180
ZDHCBR24	180
ZDHCBR30	180
ZDHCBR36	180
ZDHCBR42	180
ZDHCBR48	180
ZDHCBR60	180
ZDHF24LS	198
ZDHF24RS	198
ZDHF30S	198
ZDHF36LS	198
ZDHF36RS	198
ZDHF42S	198
ZDHF48S	198
ZDHF60S	198
ZDHS30LS	198
ZDHS30RS	198
ZDHS36LS	198
ZDHS36RS	198
ZDHS42LS	198
ZDHS42RS	198
ZDHS48LS	198
ZDHS48RS	198
ZDHS60LS	198
ZDHS60RS	198
ZDLC1518LEML	177
ZDLC1518LEML	238
ZDLC1518LEMWL	177
ZDLC1518LEMWL	239
ZDLC1518REML	177
ZDLC1518REML	238
ZDLC1518REMWL	177
ZDLC1518REMWL	239
ZDLC2418A	174
ZDLC2418BL	174
ZDLC2418BWL	175
ZDLC2418D	174
ZDLC3018A	174
ZDLC3018BL	174
ZDLC3018BWL	175
ZDLC3018CL	174
ZDLC3018CWL	175
ZDLC3018D	174
ZDLC3018EL	174
ZDLC3018EWL	175
ZDLC3018FL	174
ZDLC3618A	174
ZDLC3618BL	174
ZDLC3618BWL	175
ZDLC3618CL	174
ZDLC3618CWL	175
ZDLC3618D	174
ZDLC3618FL	174
ZDLC4218A	174
ZDLC4218BL	174
ZDLC4218BWL	175
ZDLC4218LCL	174
ZDLC4218LCWL	175
ZDLC4218LFL	174
ZDLC4218RCL	174
ZDLC4218RCWL	175
ZDLC4218RFL	174
ZDLC4818A	174
ZDLC4818BL	174
ZDLC4818BWL	175
ZDLC4818LCL	174
ZDLC4818LCWL	175
ZDLC4818LFL	174
ZDLC4818RCL	174
ZDLC4818RCWL	175
ZDLC4818RFL	174
ZDLC6018A	174
ZDLC6018BL	174
ZDLC6018BWL	175
ZDLC6018CL	174
ZDLC6018CWL	175
ZDLC6018FL	174
ZDLCBN24	180
ZDLCBN30	180
ZDLCBN36	180
ZDLCBN42	180
ZDLCBN48	180
ZDLCBN60	180
ZDLCBR24	180
ZDLCBR30	180
ZDLCBR36	180
ZDLCBR42	180
ZDLCBR48	180
ZDLCBR60	180
ZDOC24ML	194
ZDOC24MLD	195
ZDOC24MWL	196
ZDOC24NL	194
ZDOC24NLD	195
ZDOC24NWL	196
ZDOC24P	194
ZDOC24QL	194
ZDOC24QLD	195
ZDOC24QWL	196
ZDOC24U	194
ZDOC30ML	194
ZDOC30MLD	195
ZDOC30MWL	196
ZDOC30NL	194
ZDOC30NLD	195
ZDOC30NWL	196
ZDOC30P	194
ZDOC30QL	194
ZDOC30QLD	195
ZDOC30QWL	196
ZDOC30U	194
ZDOC36ML	194
ZDOC36MLD	195
ZDOC36MWL	196
ZDOC36NL	194
ZDOC36NLD	195
ZDOC36NWL	196
ZDOC36P	194
ZDOC36QL	194
ZDOC36QLD	195
ZDOC36QWL	196
ZDOC36U	194
ZDOC42ML	194
ZDOC42MLD	195
ZDOC42MWL	196
ZDOC42NL	194
ZDOC42NLD	195
ZDOC42NWL	196
ZDOC42P	194
ZDOC42QL	194
ZDOC42QLD	195
ZDOC42QWL	196
ZDOC42U	194
ZDOC48ML	194
ZDOC48MLD	195

Cross Reference Index

by Model Number

Model	Page
ZDOC48MWL	196
ZDOC48NL	194
ZDOC48NLD	195
ZDOC48NWL	196
ZDOC48P	194
ZDOC48QL	194
ZDOC48QLD	195
ZDOC48QWL	196
ZDOC48U	194
ZDOC60ML	194
ZDOC60MLD	195
ZDOC60MWL	196
ZDOC60NL	194
ZDOC60NLD	195
ZDOC60NWL	196
ZDOC60P	194
ZDOC60QL	194
ZDOC60QLD	195
ZDOC60QWL	196
ZDOC60U	194
ZDPC30QL	199
ZDPC30QLD	199
ZDPC30QWL	199
ZDPC30TL	199
ZDPC30TLDL	199
ZDPC30TWL	199
ZDPC30TWLDL	199
ZDR62026PENL	138
ZDR62026PENR	138
ZDR62029PENL	138
ZDR62029PENR	138
ZDR62426PENL	138
ZDR62426PENR	138
ZDR62429FEN	138
ZDR62429PENL	138
ZDR62429PENR	138
ZDR63029FEN	138
ZDST501524LFL	187
ZDST501524LFWL	191
ZDST501524LGL	187
ZDST501524LGWL	191
ZDST501524RFL	187
ZDST501524RFWL	191
ZDST501524RGL	187
ZDST501524RGWL	191
ZDST502418LFL	187
ZDST502418LFSL	187
ZDST502418LFWL	191
ZDST502418LFWSL	191
ZDST502418LGL	187
ZDST502418LGSL	187
ZDST502418LGWL	191
ZDST502418LGWSL	191
ZDST502418RFL	187
ZDST502418RFSL	187
ZDST502418RFWL	191
ZDST502418RFWSL	191
ZDST502418RGL	187
ZDST502418RGSL	187
ZDST502418RGWL	191
ZDST502418RGWSL	191
ZDST502424LFL	187
ZDST502424LFSL	187
ZDST502424LFWL	191
ZDST502424LFWSL	191
ZDST502424LGL	187

Model	Page
ZDST502424LGSL	187
ZDST502424LGWL	191
ZDST502424LGWSL	191
ZDST502424RFL	187
ZDST502424RFSL	187
ZDST502424RFWL	191
ZDST502424RFWSL	191
ZDST502424RGL	187
ZDST502424RGSL	187
ZDST502424RGWL	191
ZDST502424RGWSL	191
ZDST652418LFL	188
ZDST652418LFSL	188
ZDST652418LFWL	192
ZDST652418LFWSL	192
ZDST652418LGL	188
ZDST652418LGSL	188
ZDST652418LGWL	192
ZDST652418LGWSL	192
ZDST652418RFL	188
ZDST652418RFSL	188
ZDST652418RFWL	192
ZDST652418RFWSL	192
ZDST652418RGL	188
ZDST652418RGSL	188
ZDST652418RGWL	192
ZDST652418RGWSL	192
ZDST652424LFL	188
ZDST652424LFSL	188
ZDST652424LFWL	192
ZDST652424LFWSL	192
ZDST652424LGL	188
ZDST652424LGSL	188
ZDST652424LGWL	192
ZDST652424LGWSL	192
ZDST652424RFL	188
ZDST652424RFSL	188
ZDST652424RFWL	192
ZDST652424RFWSL	192
ZDST652424RGL	188
ZDST652424RGSL	188
ZDST652424RGWL	192
ZDST652424RGWSL	192
ZDT421524LFL	186
ZDT421524LFWL	190
ZDT421524LGL	186
ZDT421524LGWL	190
ZDT421524RFL	186
ZDT421524RFWL	190
ZDT421524RGL	186
ZDT421524RGWL	190
ZDT422418LFL	186
ZDT422418LFWL	190
ZDT422418LGL	186
ZDT422418LGWL	190
ZDT422418RFL	186
ZDT422418RFWL	190
ZDT422418RGL	186
ZDT422418RGWL	190
ZDT422424LFL	186
ZDT422424LFWL	190
ZDT422424LGL	186
ZDT422424LGWL	190
ZDT422424RFL	186
ZDT422424RFWL	190
ZDT422424RGL	186

Model	Page
ZDT422424RGWL	190
ZDT501524LFL	186
ZDT501524LFWL	190
ZDT501524LGL	186
ZDT501524LGWL	190
ZDT501524RFL	186
ZDT501524RFWL	190
ZDT501524RGL	186
ZDT501524RGWL	190
ZDT502418LFL	186
ZDT502418LFSL	186
ZDT502418LFWL	190
ZDT502418LFWSL	190
ZDT502418LGL	186
ZDT502418LGSL	186
ZDT502418LGWL	190
ZDT502418LGWSL	190
ZDT502418RFL	186
ZDT502418RFSL	186
ZDT502418RFWL	190
ZDT502418RFWSL	190
ZDT502418RGL	186
ZDT502418RGSL	186
ZDT502418RGWL	190
ZDT502418RGWSL	190
ZDT502424LFL	186
ZDT502424LFSL	186
ZDT502424LFWL	190
ZDT502424LFWSL	190
ZDT502424LGL	186
ZDT502424LGSL	186
ZDT502424LGWL	190
ZDT502424LGWSL	190
ZDT502424RFL	186
ZDT502424RFSL	186
ZDT502424RFWL	190
ZDT502424RFWSL	190
ZDT502424RGL	186
ZDT502424RGSL	186
ZDT502424RGWL	190
ZDT502424RGWSL	190
ZDT652418LFL	188
ZDT652418LFSL	188
ZDT652418LFWL	192
ZDT652418LFWSL	192
ZDT652418LGL	188
ZDT652418LGSL	188
ZDT652418LGWL	192
ZDT652418LGWSL	192
ZDT652418RFL	188
ZDT652418RFSL	188
ZDT652418RFWL	192
ZDT652418RFWSL	192
ZDT652418RGL	188
ZDT652418RGSL	188
ZDT652418RGWL	192
ZDT652418RGWSL	192
ZDT652424LFL	188
ZDT652424LFSL	188
ZDT652424LFWL	192
ZDT652424LFWSL	192
ZDT652424LGL	188
ZDT652424LGSL	188
ZDT652424LGWL	192
ZDT652424LGWSL	192
ZDT652424RFL	188

Model	Page
ZDT652424RFSL	188
ZDT652424RFWL	192
ZDT652424RFWSL	192
ZDT652424RGL	188
ZDT652424RGSL	188
ZDT652424RGWL	192
ZDT652424RGWSL	192
ZE51524S	114
ZE51530S	114
ZE51536S	114
ZE51542S	114
ZE51548S	114
ZE51554S	114
ZE51560S	114
ZE51566S	114
ZE51572S	114
ZE52424C	114
ZE52424Q	117
ZE52424SD	117
ZE524D	117
ZE53030C	114
ZE53030CSB	114
ZE53030Q	117
ZE530D	117
ZE53636C	114
ZE53636CSB	114
ZE54242CSB	114
ZE54848CSB	114
ZELNCVR	232
ZELNCVRFNY	232
ZELNCVRRNY	232
ZHFPMK	198
ZHSPMK30	198
ZHSPMK36	198
ZHSPMK42	198
ZHSPMK48	198
ZHSPMK60	198
ZHSRMK	198
ZR51524S	114
ZR51530S	114
ZR51536S	114
ZR51542S	114
ZR51548S	114
ZR51554S	114
ZR51560S	114
ZR51566S	114
ZR51572S	114
ZR51832EC	224
ZR51836SDN	225
ZR51838EC	224
ZR51842SDN	225
ZR51848SDN	225
ZR51854EC	224
ZR51854SDN	225
ZR51860EC	224
ZR51860SDN	225
ZR51872EC	224
ZR52024S	104
ZR5203024T	106
ZR52030CL	109
ZR52030S	104
ZR5203624T	106
ZR52036CL	109
ZR52036LS	108
ZR52036S	104
ZR5204224T	106

Model	Page
ZR52042CL	109
ZR52042LS	108
ZR52042S	104
ZR52043LD	112
ZR5204824T	106
ZR5204824TDP	106
ZR52048CL	109
ZR52048LS	108
ZR52048S	104
ZR52051LD	112
ZR5205424T	106
ZR5205424TDP	106
ZR52054S	104
ZR5206024T	106
ZR5206024TDP	106
ZR52060S	104
ZR5206624T	106
ZR5206624TDP	106
ZR52066S	104
ZR5207224T	106
ZR5207224TDP	106
ZR52072S	104
ZR5207824T	106
ZR5207824TDP	106
ZR52078S	104
ZR5208424T	106
ZR5208424TDP	106
ZR52084S	104
ZR52090S	104
ZR52096S	104
ZR52148JL	110
ZR52148JR	110
ZR52154JL	110
ZR52154JR	110
ZR52160JL	110
ZR52160JLDP	110
ZR52160JR	110
ZR52160JRDP	110
ZR52166JL	110
ZR52166JLDP	110
ZR52166JR	110
ZR52166JRDP	110
ZR52172JL	110
ZR52172JLDP	110
ZR52172JR	110
ZR52172JRDP	110
ZR52178JL	110
ZR52178JLDP	110
ZR52178JR	110
ZR52178JRDP	110
ZR52184JL	110
ZR52184JLDP	110
ZR52184JR	110
ZR52184JRDP	110
ZR52190JL	110
ZR52190JR	110
ZR52196JL	110
ZR52196JR	110
ZR52424C	114
ZR52424Q	112
ZR52424S	104
ZR5243020T	106
ZR5243030T	107
ZR52430LP	112
ZR52430S	104
ZR52432EC	224

Cross Reference Index

by Model Number

Model	Page
ZR5243620T	106
ZR5243630T	107
ZR52436CL	109
ZR52436LP	112
ZR52436S	104
ZR52438EC	224
ZR5244220T	106
ZR5244230T	107
ZR52442CL	109
ZR52442LP	112
ZR52442LS	108
ZR52442S	104
ZR52443LD	112
ZR52446SH	121
ZR5244820T	106
ZR5244820TDP	106
ZR5244830T	107
ZR5244830TDP	107
ZR52448CL	109
ZR52448LP	112
ZR52448LS	108
ZR52448LSDP	108
ZR52448S	104
ZR52448SDP	104
ZR52451LD	112
ZR52452SH	121
ZR5245420T	106
ZR5245420TDP	106
ZR5245430T	107
ZR5245430TDP	107
ZR52454EC	224
ZR52454ECT	224
ZR52454LS	108
ZR52454LSDP	108
ZR52454S	104
ZR52454SDP	104
ZR52458SH	121
ZR5246020T	106
ZR5246020TDP	106
ZR5246030T	107
ZR5246030TDP	107
ZR52460EC	224
ZR52460ECT	224
ZR52460LS	108
ZR52460LSDP	108
ZR52460S	104
ZR52460SDP	104
ZR5246620T	106
ZR5246620TDP	106
ZR5246630T	107
ZR5246630TDP	107
ZR52466LS	108
ZR52466LSDP	108
ZR52466S	104
ZR52466SDP	104
ZR5247220T	106
ZR5247220TDP	106
ZR5247230T	107
ZR5247230TDP	107
ZR52472EC	224
ZR52472ECT	224
ZR52472LS	108
ZR52472LSDP	108
ZR52472S	104
ZR52472SDP	104
ZR5247820T	106
ZR5247820TDP	106
ZR5247830T	107
ZR5247830TDP	107
ZR52478LS	108
ZR52478LSDP	108
ZR52478S	104
ZR52478SDP	104
ZR5248420T	106
ZR5248420TDP	106
ZR5248430T	107
ZR5248430TDP	107
ZR52484LS	108
ZR52484LSDP	108
ZR52484S	104
ZR52484SDP	104
ZR52490S	104
ZR52496S	104
ZR52748BE	224
ZR52748BM	225
ZR52754BE	224
ZR52754BM	225
ZR52760BE	224
ZR52760BM	225
ZR52772BE	224
ZR52772BM	225
ZR52784BE	224
ZR52784BM	225
ZR52790BE	224
ZR52790BM	225
ZR52796BE	224
ZR52796BM	225
ZR53024S	105
ZR5303024T	107
ZR53030C	114
ZR53030CSB	114
ZR53030Q	112
ZR53030S	105
ZR5303624T	107
ZR53036LP	112
ZR53036S	105
ZR5304224T	107
ZR53042LP	112
ZR53042S	105
ZR5304824T	107
ZR5304824TDP	107
ZR53048BE	224
ZR53048BM	225
ZR53048LP	112
ZR53048LS	108
ZR53048LSDP	108
ZR53048S	105
ZR53048SDP	105
ZR5305424T	107
ZR5305424TDP	107
ZR53054BE	224
ZR53054BM	225
ZR53054LS	108
ZR53054LSDP	108
ZR53054S	105
ZR53054SDP	105
ZR5306024T	107
ZR5306024TDP	107
ZR53060BE	224
ZR53060BM	225
ZR53060LS	108
ZR53060LSDP	108
ZR53060S	105
ZR53060SDP	105
ZR5306624T	107
ZR5306624TDP	107
ZR53066LS	108
ZR53066LSDP	108
ZR53066S	105
ZR53066SDP	105
ZR5307224T	107
ZR5307224TDP	107
ZR53072BE	224
ZR53072BM	225
ZR53072LS	108
ZR53072LSDP	108
ZR53072S	105
ZR53072SDP	105
ZR5307824T	107
ZR5307824TDP	107
ZR53078LS	108
ZR53078LSDP	108
ZR53078S	105
ZR53078SDP	105
ZR5308424T	107
ZR5308424TDP	107
ZR53084BE	224
ZR53084BM	225
ZR53084LS	108
ZR53084LSDP	108
ZR53084S	105
ZR53084SDP	105
ZR53090BE	224
ZR53090BM	225
ZR53090S	105
ZR53096BE	224
ZR53096BM	225
ZR53096S	105
ZR53248JL	111
ZR53248JR	111
ZR53254JL	111
ZR53254JR	111
ZR53260JL	111
ZR53260JLDP	111
ZR53260JR	111
ZR53260JRDP	111
ZR53266JL	111
ZR53266JLDP	111
ZR53266JR	111
ZR53266JRDP	111
ZR53272JL	111
ZR53272JLDP	111
ZR53272JR	111
ZR53272JRDP	111
ZR53278JL	111
ZR53278JLDP	111
ZR53278JR	111
ZR53278JRDP	111
ZR53284JL	111
ZR53284JLDP	111
ZR53284JR	111
ZR53284JRDP	111
ZR53290JL	111
ZR53290JR	111
ZR53296JL	111
ZR53296JR	111
ZR53621LC	109
ZR53622LC	109
ZR53636C	114
ZR53636CSB	114
ZR53641LB	112
ZR53642LB	112
ZR53648BE	224
ZR53648BM	225
ZR53654BE	224
ZR53654BM	225
ZR53660BE	224
ZR53660BM	225
ZR53672BE	224
ZR53672BM	225
ZR53684BE	224
ZR53684BM	225
ZR53690BE	224
ZR53690BM	225
ZR53696BE	224
ZR53696BM	225
ZR53721LC	109
ZR53722LC	109
ZR53741LB	112
ZR53742LB	112
ZR54242CSB	114
ZR54621LC	109
ZR54622LC	109
ZR54631LB	112
ZR54632LB	112
ZR54721LC	109
ZR54722LC	109
ZR54731LB	112
ZR54732LB	112
ZR54848CSB	114
ZR56312LC	109
ZR56322LC	109
ZR56412LC	109
ZR56422LC	109
ZR57312LC	109
ZR57322LC	109
ZR57412LC	109
ZR57422LC	109
ZR5CT1524	178
ZR5CT1530	178
ZR5CT1536	178
ZR5CT1542	178
ZR5CT1548	178
ZR5CT1554	178
ZR5CT1560	178
ZR5CT1566	178
ZR5CT1572	178
ZR5CT1578	178
ZR5CT1584	178
ZR5CT1590	178
ZR5CT1596	178
ZR5CT1724	178
ZR5CT1730	178
ZR5CT1736	178
ZR5CT1742	178
ZR5CT1748	178
ZR5CT1754	178
ZR5CT1760	178
ZR5CT1766	178
ZR5CT1772	178
ZR5CT1778	178
ZR5CT1784	178
ZR5CT1790	178
ZR5CT1796	178
ZR5CT1824	178
ZR5CT1830	178
ZR5CT1836	178
ZR5CT1842	178
ZR5CT1848	178
ZR5CT1854	178
ZR5CT1860	178
ZR5CT1866	178
ZR5CT1872	178
ZR5CT1878	178
ZR5CT1884	178
ZR5CT1890	178
ZR5CT1896	178
ZR5CT2124	178
ZR5CT2130	178
ZR5CT2136	178
ZR5CT2142	178
ZR5CT2148	178
ZR5CT2154	178
ZR5CT2160	178
ZR5CT2166	178
ZR5CT2172	178
ZR5CT2178	178
ZR5CT2184	178
ZR5CT2190	178
ZR5CT2196	178
ZR5CT2324	178
ZR5CT2330	178
ZR5CT2336	178
ZR5CT2342	178
ZR5CT2348	178
ZR5CT2354	178
ZR5CT2360	178
ZR5CT2366	178
ZR5CT2372	178
ZR5CT2378	178
ZR5CT2384	178
ZR5CT2390	178
ZR5CT2396	178
ZR5CT2424	178
ZR5CT2430	178
ZR5CT2436	178
ZR5CT2442	178
ZR5CT2448	178
ZR5CT2454	178
ZR5CT2460	178
ZR5CT2466	178
ZR5CT2472	178
ZR5CT2478	178
ZR5CT2484	178
ZR5CT2490	178
ZR5CT2496	178
ZR5L36CL	109
ZR5L42CL	109
ZR5L48CL	109
ZR5R36CL	109
ZR5R42CL	109
ZR5R48CL	109
ZR6CLFL	141
ZR6CLFR	141
ZR6CLHL	141
ZR6CLHR	141
ZR6PL29FL	140
ZR6PL29FL	229
ZR6PL29FP	140
ZR6PL29FP	229

Cross Reference Index

by Model Number

Model	Page
ZR6PL29FR	140
ZR6PL29FR	229
ZR6PL29HL	140
ZR6PL29HP	140
ZR6PL29HR	140
ZR6PL40FL	140
ZR6PL40FP	140
ZR6PL40FR	140
ZR6PL40HL	140
ZR6PL40HP	140
ZR6PL40HR	140
ZR6PTLFPC	140
ZR6PTLFPG	140
ZR6PTLHPC	140
ZR6PTLHPG	140
ZS24	204
ZS30	204
ZS36	204
ZS42	204
ZS421536D	238
ZS421536DW	239
ZS421536LS	238
ZS421536LSW	239
ZS421536RS	238
ZS421536RSW	239
ZS4215LAT	238
ZS4215LATM	238
ZS4215LATMW	239
ZS4215LATW	239
ZS4215RAT	238
ZS4215RATM	238
ZS4215RATMW	239
ZS4215RATW	239
ZS423618AF	238
ZS423618AFW	239
ZS423618HF	238
ZS423618HFW	239
ZS42SF	240
ZS48	204
ZS4815LAF	238
ZS4815LAFW	239
ZS4815RAF	238
ZS4815RAFW	239
ZS501536LS	238
ZS501536LSW	239
ZS501536RS	238
ZS501536RSW	239
ZS50SF	240
ZS60	204
ZSL153215E	237
ZSL153215EH	237
ZSL153215EHW	237
ZSL153815E	237
ZSL153815EH	237
ZSL153815EHW	237
ZSL155415E	237
ZSL155415EH	237
ZSL155415EHW	237
ZSL156015E	237
ZSL156015EH	237
ZSL156015EHW	237
ZSL157215E	237
ZSL157215EH	237
ZSL157215EHW	237
ZST18	181, 193
ZST24	181, 193
ZSVM	232
ZV51524S	131
ZV51530S	131
ZV51536S	131
ZV51542S	131
ZV51548S	131
ZV51554S	131
ZV51560S	131
ZV51566S	131
ZV51572S	131
ZV51832EC	226
ZV51836SDN	227
ZV51838EC	226
ZV51842SDN	227
ZV51848SDN	227
ZV51854EC	226
ZV51854SDN	227
ZV51860EC	226
ZV51860SDN	227
ZV51872EC	226
ZV5203024T	124
ZV52030CL	127
ZV5203624T	124
ZV52036CL	127
ZV52036LS	126
ZV5204224T	124
ZV52042CL	127
ZV52042LS	126
ZV52043LD	130
ZV5204824T	124
ZV5204824TDP	124
ZV52048CL	127
ZV52048LS	126
ZV52051LD	130
ZV5205424T	124
ZV5205424TDP	124
ZV5206024T	124
ZV5206024TDP	124
ZV5206624T	124
ZV5206624TDP	124
ZV5207224T	124
ZV5207224TDP	124
ZV5207824T	124
ZV5207824TDP	124
ZV5208424T	124
ZV5208424TDP	124
ZV52148JL	128
ZV52148JR	128
ZV52154JL	128
ZV52154JR	128
ZV52160JL	128
ZV52160JLDP	128
ZV52160JR	128
ZV52160JRDP	128
ZV52166JL	128
ZV52166JLDP	128
ZV52166JR	128
ZV52166JRDP	128
ZV52172JL	128
ZV52172JLDP	128
ZV52172JR	128
ZV52172JRDP	128
ZV52178JL	128
ZV52178JLDP	128
ZV52178JR	128
ZV52178JRDP	128
ZV52184JL	128
ZV52184JLDP	128
ZV52184JR	128
ZV52184JRDP	128
ZV52190JL	128
ZV52190JR	128
ZV52196JL	128
ZV52196JR	128
ZV52424C	131
ZV52424Q	130
ZV5243020T	124
ZV5243030T	125
ZV52430LP	130
ZV52432EC	226
ZV5243620T	124
ZV5243630T	125
ZV52436CL	127
ZV52436LP	130
ZV52438EC	226
ZV5244220T	124
ZV5244230T	125
ZV52442CL	127
ZV52442LP	130
ZV52442LS	126
ZV52443LD	130
ZV52446SH	121
ZV5244820T	124
ZV5244820TDP	124
ZV5244830T	125
ZV5244830TDP	125
ZV52448CL	127
ZV52448LP	130
ZV52448LS	126
ZV52448LSDP	126
ZV52448SDP	122
ZV52451LD	130
ZV52452SH	121
ZV5245420T	124
ZV5245420TDP	124
ZV5245430T	125
ZV5245430TDP	125
ZV52454EC	226
ZV52454ECT	226
ZV52454LS	126
ZV52454LSDP	126
ZV52454SDP	122
ZV52458SH	121
ZV5246020T	124
ZV5246020TDP	124
ZV5246030T	125
ZV5246030TDP	125
ZV52460EC	226
ZV52460ECT	226
ZV52460LS	126
ZV52460LSDP	126
ZV52460SDP	122
ZV5246620T	124
ZV5246620TDP	124
ZV5246630T	125
ZV5246630TDP	125
ZV52466LS	126
ZV52466LSDP	126
ZV52466SDP	122
ZV5247220T	124
ZV5247220TDP	124
ZV5247230T	125
ZV5247230TDP	125
ZV52472EC	226
ZV52472ECT	226
ZV52472LS	126
ZV52472LSDP	126
ZV52472SDP	122
ZV5247820T	124
ZV5247820TDP	124
ZV5247830T	125
ZV5247830TDP	125
ZV52478LS	126
ZV52478LSDP	126
ZV52478SDP	122
ZV5248420T	124
ZV5248420TDP	124
ZV5248430T	125
ZV5248430TDP	125
ZV52484LS	126
ZV52484LSDP	126
ZV52484SDP	122
ZV52748BE	226
ZV52748BM	227
ZV52754BE	226
ZV52754BM	227
ZV52760BE	226
ZV52760BM	227
ZV52766BE	226
ZV52766BM	227
ZV52772BE	226
ZV52772BM	227
ZV52784BE	226
ZV52784BM	227
ZV52790BE	226
ZV52790BM	227
ZV52796BE	226
ZV52796BM	227
ZV5303024T	125
ZV53030C	131
ZV53030CSB	131
ZV53030Q	130
ZV5303624T	125
ZV53036LP	130
ZV5304224T	125
ZV53042LP	130
ZV5304824T	125
ZV5304824TDP	125
ZV53048BE	226
ZV53048BM	227
ZV53048LP	130
ZV53048LS	126
ZV53048LSDP	126
ZV53048SDP	123
ZV5305424T	125
ZV5305424TDP	125
ZV53054BE	226
ZV53054BM	227
ZV53054LS	126
ZV53054LSDP	126
ZV53054SDP	123
ZV5306024T	125
ZV5306024TDP	125
ZV53060BE	226
ZV53060BM	227
ZV53060LS	126
ZV53060LSDP	126
ZV53060SDP	123
ZV5306624T	125
ZV5306624TDP	125
ZV53066BE	226
ZV53066BM	227
ZV53066LS	126
ZV53066LSDP	126
ZV53066SDP	123
ZV5307224T	125
ZV5307224TDP	125
ZV53072BE	226
ZV53072BM	227
ZV53072LS	126
ZV53072LSDP	126
ZV53072SDP	123
ZV5307824T	125
ZV5307824TDP	125
ZV53078LS	126
ZV53078LSDP	126
ZV53078SDP	123
ZV5308424T	125
ZV5308424TDP	125
ZV53084BE	226
ZV53084BM	227
ZV53084LS	126
ZV53084LSDP	126
ZV53084SDP	123
ZV53090BE	226
ZV53090BM	227
ZV53096BE	226
ZV53096BM	227
ZV53248JL	129
ZV53248JR	129
ZV53254JL	129
ZV53254JR	129
ZV53260JL	129
ZV53260JLDP	129
ZV53260JR	129
ZV53260JRDP	129
ZV53266JL	129
ZV53266JLDP	129
ZV53266JR	129
ZV53266JRDP	129
ZV53272JL	129
ZV53272JLDP	129
ZV53272JR	129
ZV53272JRDP	129
ZV53278JL	129
ZV53278JLDP	129
ZV53278JR	129
ZV53278JRDP	129
ZV53284JL	129
ZV53284JLDP	129
ZV53284JR	129
ZV53284JRDP	129
ZV53290JL	129
ZV53290JR	129
ZV53296JL	129
ZV53296JR	129
ZV53621LC	127
ZV53636C	131
ZV53636CSB	131
ZV53641LB	130
ZV53642LB	130
ZV53648BE	226
ZV53648BM	227
ZV53654BE	226

Cross Reference Index

by Model Number

Model	Page
ZV53654BM	227
ZV53660BE	226
ZV53660BM	227
ZV53666BE	226
ZV53666BM	227
ZV53672BE	226
ZV53672BM	227
ZV53684BE	226
ZV53684BM	227
ZV53690BE	226
ZV53690BM	227
ZV53696BE	226
ZV53696BM	227
ZV53721LC	127
ZV53722LC	127
ZV53741LB	130
ZV53742LB	130
ZV54242CSB	131
ZV54621LC	127
ZV54622LC	127
ZV54631LB	130
ZV54632LB	130
ZV54721LC	127
ZV54722LC	127
ZV54731LB	130
ZV54732LB	130
ZV54848CSB	131
ZV56312LC	127
ZV56322LC	127
ZV56412LC	127
ZV56422LC	127
ZV57312LC	127
ZV57322LC	127
ZV57412LC	127
ZV57422LC	127
ZV5CT1524	179
ZV5CT1530	179
ZV5CT1536	179
ZV5CT1542	179
ZV5CT1548	179
ZV5CT1554	179
ZV5CT1560	179
ZV5CT1566	179
ZV5CT1572	179
ZV5CT1578	179
ZV5CT1584	179
ZV5CT1590	179
ZV5CT1596	179
ZV5CT1724	179
ZV5CT1730	179
ZV5CT1736	179
ZV5CT1742	179
ZV5CT1748	179
ZV5CT1754	179
ZV5CT1760	179
ZV5CT1766	179
ZV5CT1772	179
ZV5CT1778	179
ZV5CT1784	179
ZV5CT1790	179
ZV5CT1796	179
ZV5CT1824	179
ZV5CT1830	179
ZV5CT1836	179
ZV5CT1842	179
ZV5CT1848	179
ZV5CT1854	179
ZV5CT1860	179
ZV5CT1866	179
ZV5CT1872	179
ZV5CT1878	179
ZV5CT1884	179
ZV5CT1890	179
ZV5CT1896	179
ZV5CT2124	179
ZV5CT2130	179
ZV5CT2136	179
ZV5CT2142	179
ZV5CT2148	179
ZV5CT2154	179
ZV5CT2160	179
ZV5CT2166	179
ZV5CT2172	179
ZV5CT2178	179
ZV5CT2184	179
ZV5CT2190	179
ZV5CT2196	179
ZV5CT2324	179
ZV5CT2330	179
ZV5CT2336	179
ZV5CT2342	179
ZV5CT2348	179
ZV5CT2354	179
ZV5CT2360	179
ZV5CT2366	179
ZV5CT2372	179
ZV5CT2378	179
ZV5CT2384	179
ZV5CT2390	179
ZV5CT2396	179
ZV5CT2424	179
ZV5CT2430	179
ZV5CT2436	179
ZV5CT2442	179
ZV5CT2448	179
ZV5CT2454	179
ZV5CT2460	179
ZV5CT2466	179
ZV5CT2472	179
ZV5CT2478	179
ZV5CT2484	179
ZV5CT2490	179
ZV5CT2496	179
ZV5L36CL	127
ZV5L42CL	127
ZV5L48CL	127
ZV5R36CL	127
ZV5R42CL	127
ZV5R48CL	127
ZVR51524S	131
ZVR51530S	131
ZVR51536S	131
ZVR51542S	131
ZVR51548S	131
ZVR51554S	131
ZVR51560S	131
ZVR51566S	131
ZVR51572S	131
ZVR51832EC	226
ZVR51836SDN	227
ZVR51838EC	226
ZVR51842SDN	227
ZVR51848SDN	227
ZVR51854EC	226
ZVR51854SDN	227
ZVR51860EC	226
ZVR51860SDN	227
ZVR51872EC	226
ZVR52024S	122
ZVR5203024T	124
ZVR52030CL	127
ZVR52030S	122
ZVR5203624T	124
ZVR52036CL	127
ZVR52036LS	126
ZVR52036S	122
ZVR5204224T	124
ZVR52042CL	127
ZVR52042LS	126
ZVR52042S	122
ZVR52043LD	130
ZVR5204824T	124
ZVR5204824TDP	124
ZVR52048CL	127
ZVR52048LS	126
ZVR52048S	122
ZVR52051LD	130
ZVR5205424T	124
ZVR5205424TDP	124
ZVR52054S	122
ZVR5206024T	124
ZVR5206024TDP	124
ZVR52060S	122
ZVR5206624T	124
ZVR5206624TDP	124
ZVR52066S	122
ZVR5207224T	124
ZVR5207224TDP	124
ZVR52072S	122
ZVR5207824T	124
ZVR5207824TDP	124
ZVR52078S	122
ZVR5208424T	124
ZVR5208424TDP	124
ZVR52084S	122
ZVR52090S	122
ZVR52096S	122
ZVR52148JL	128
ZVR52148JR	128
ZVR52154JL	128
ZVR52154JR	128
ZVR52160JL	128
ZVR52160JLDP	128
ZVR52160JR	128
ZVR52160JRDP	128
ZVR52166JL	128
ZVR52166JLDP	128
ZVR52166JR	128
ZVR52166JRDP	128
ZVR52172JL	128
ZVR52172JLDP	128
ZVR52172JR	128
ZVR52172JRDP	128
ZVR52178JL	128
ZVR52178JLDP	128
ZVR52178JR	128
ZVR52178JRDP	128
ZVR52184JL	128
ZVR52184JLDP	128
ZVR52184JR	128
ZVR52184JRDP	128
ZVR52190JL	128
ZVR52190JR	128
ZVR52196JL	128
ZVR52196JR	128
ZVR52424C	131
ZVR52424Q	130
ZVR52424S	122
ZVR5243020T	124
ZVR5243030T	125
ZVR52430LP	130
ZVR52430S	122
ZVR52432EC	226
ZVR5243620T	124
ZVR5243630T	125
ZVR52436CL	127
ZVR52436LP	130
ZVR52436S	122
ZVR52438EC	226
ZVR5244220T	124
ZVR5244230T	125
ZVR52442CL	127
ZVR52442LP	130
ZVR52442LS	126
ZVR52442S	122
ZVR52443LD	130
ZVR52446SH	121
ZVR5244820T	124
ZVR5244820TDP	124
ZVR5244830T	125
ZVR5244830TDP	125
ZVR52448CL	127
ZVR52448LP	130
ZVR52448LS	126
ZVR52448LSDP	126
ZVR52448S	122
ZVR52448SDP	122
ZVR52451LD	130
ZVR52452SH	121
ZVR5245420T	124
ZVR5245420TDP	124
ZVR5245430T	125
ZVR5245430TDP	125
ZVR52454EC	226
ZVR52454ECT	226
ZVR52454LS	126
ZVR52454LSDP	126
ZVR52454S	122
ZVR52454SDP	122
ZVR52458SH	121
ZVR5246020T	124
ZVR5246020TDP	124
ZVR5246030T	125
ZVR5246030TDP	125
ZVR52460EC	226
ZVR52460ECT	226
ZVR52460LS	126
ZVR52460LSDP	126
ZVR52460S	122
ZVR52460SDP	122
ZVR5246620T	124
ZVR5246620TDP	124
ZVR5246630T	125
ZVR5246630TDP	125
ZVR52466LS	126
ZVR52466LSDP	126
ZVR52466S	122
ZVR52466SDP	122
ZVR5247220T	124
ZVR5247220TDP	124
ZVR5247230T	125
ZVR5247230TDP	125
ZVR52472EC	226
ZVR52472ECT	226
ZVR52472LS	126
ZVR52472LSDP	126
ZVR52472S	122
ZVR52472SDP	122
ZVR5247820T	124
ZVR5247820TDP	124
ZVR5247830T	125
ZVR5247830TDP	125
ZVR52478LS	126
ZVR52478LSDP	126
ZVR52478S	122
ZVR52478SDP	122
ZVR5248420T	124
ZVR5248420TDP	124
ZVR5248430T	125
ZVR5248430TDP	125
ZVR52484LS	126
ZVR52484LSDP	126
ZVR52484S	122
ZVR52484SDP	122
ZVR52490S	122
ZVR52496S	122
ZVR52748BE	226
ZVR52748BM	227
ZVR52754BE	226
ZVR52754BM	227
ZVR52760BE	226
ZVR52760BM	227
ZVR52772BE	226
ZVR52772BM	227
ZVR52784BE	226
ZVR52784BM	227
ZVR52790BE	226
ZVR52790BM	227
ZVR52796BE	226
ZVR52796BM	227
ZVR53024S	123
ZVR5303024T	125
ZVR53030C	131
ZVR53030CSB	131
ZVR53030Q	130
ZVR53030S	123
ZVR5303624T	125
ZVR53036LP	130
ZVR53036S	123
ZVR5304224T	125
ZVR53042LP	130
ZVR53042S	123
ZVR5304824T	125
ZVR5304824TDP	125
ZVR53048BE	226
ZVR53048BM	227
ZVR53048LP	130
ZVR53048LS	126
ZVR53048LSDP	126
ZVR53048S	123

Cross Reference Index

by Model Number

Model	Page
ZVR53048SDP	123
ZVR5305424T	125
ZVR5305424TDP	125
ZVR53054BE	226
ZVR53054BM	227
ZVR53054LS	126
ZVR53054LSDP	126
ZVR53054S	123
ZVR53054SDP	123
ZVR5306024T	125
ZVR5306024TDP	125
ZVR53060BE	226
ZVR53060BM	227
ZVR53060LS	126
ZVR53060LSDP	126
ZVR53060S	123
ZVR53060SDP	123
ZVR5306624T	125
ZVR5306624TDP	125
ZVR53066LS	126
ZVR53066LSDP	126
ZVR53066S	123
ZVR53066SDP	123
ZVR5307224T	125
ZVR5307224TDP	125
ZVR53072BE	226
ZVR53072BM	227
ZVR53072LS	126
ZVR53072LSDP	126
ZVR53072S	123
ZVR53072SDP	123
ZVR5307824T	125
ZVR5307824TDP	125
ZVR53078LS	126
ZVR53078LSDP	126
ZVR53078S	123
ZVR53078SDP	123
ZVR5308424T	125
ZVR5308424TDP	125
ZVR53084BE	226
ZVR53084BM	227
ZVR53084LS	126
ZVR53084LSDP	126
ZVR53084S	123
ZVR53084SDP	123
ZVR53090BE	226
ZVR53090BM	227
ZVR53090S	123
ZVR53096BE	226
ZVR53096BM	227
ZVR53096S	123
ZVR53248JL	129
ZVR53248JR	129
ZVR53254JL	129
ZVR53254JR	129
ZVR53260JL	129
ZVR53260JLDP	129
ZVR53260JR	129
ZVR53260JRDP	129
ZVR53266JL	129
ZVR53266JLDP	129
ZVR53266JR	129
ZVR53266JRDP	129
ZVR53272JL	129
ZVR53272JLDP	129
ZVR53272JR	129
ZVR53272JRDP	129
ZVR53278JL	129
ZVR53278JLDP	129
ZVR53278JR	129
ZVR53278JRDP	129
ZVR53284JL	129
ZVR53284JLDP	129
ZVR53284JR	129
ZVR53284JRDP	129
ZVR53290JL	129
ZVR53290JR	129
ZVR53296JL	129
ZVR53296JR	129
ZVR53621LC	127
ZVR53636C	131
ZVR53636CSB	131
ZVR53641LB	130
ZVR53642LB	130
ZVR53648BE	226
ZVR53648BM	227
ZVR53654BE	226
ZVR53654BM	227
ZVR53660BE	226
ZVR53660BM	227
ZVR53672BE	226
ZVR53672BM	227
ZVR53684BE	226
ZVR53684BM	227
ZVR53690BE	226
ZVR53690BM	227
ZVR53696BE	226
ZVR53696BM	227
ZVR53721LC	127
ZVR53722LC	127
ZVR53741LB	130
ZVR53742LB	130
ZVR54242CSB	131
ZVR54621LC	127
ZVR54622LC	127
ZVR54631LB	130
ZVR54632LB	130
ZVR54721LC	127
ZVR54722LC	127
ZVR54731LB	130
ZVR54732LB	130
ZVR54848CSB	131
ZVR56312LC	127
ZVR56322LC	127
ZVR56412LC	127
ZVR56422LC	127
ZVR57312LC	127
ZVR57322LC	127
ZVR57412LC	127
ZVR57422LC	127
ZVR5CT1524	179
ZVR5CT1530	179
ZVR5CT1536	179
ZVR5CT1542	179
ZVR5CT1548	179
ZVR5CT1554	179
ZVR5CT1560	179
ZVR5CT1566	179
ZVR5CT1572	179
ZVR5CT1578	179
ZVR5CT1584	179
ZVR5CT1590	179
ZVR5CT1596	179
ZVR5CT1724	179
ZVR5CT1730	179
ZVR5CT1736	179
ZVR5CT1742	179
ZVR5CT1748	179
ZVR5CT1754	179
ZVR5CT1760	179
ZVR5CT1766	179
ZVR5CT1772	179
ZVR5CT1778	179
ZVR5CT1784	179
ZVR5CT1790	179
ZVR5CT1796	179
ZVR5CT1824	179
ZVR5CT1830	179
ZVR5CT1836	179
ZVR5CT1842	179
ZVR5CT1848	179
ZVR5CT1854	179
ZVR5CT1860	179
ZVR5CT1866	179
ZVR5CT1872	179
ZVR5CT1878	179
ZVR5CT1884	179
ZVR5CT1890	179
ZVR5CT1896	179
ZVR5CT2124	179
ZVR5CT2130	179
ZVR5CT2136	179
ZVR5CT2142	179
ZVR5CT2148	179
ZVR5CT2154	179
ZVR5CT2160	179
ZVR5CT2166	179
ZVR5CT2172	179
ZVR5CT2178	179
ZVR5CT2184	179
ZVR5CT2190	179
ZVR5CT2196	179
ZVR5CT2324	179
ZVR5CT2330	179
ZVR5CT2336	179
ZVR5CT2342	179
ZVR5CT2348	179
ZVR5CT2354	179
ZVR5CT2360	179
ZVR5CT2366	179
ZVR5CT2372	179
ZVR5CT2378	179
ZVR5CT2384	179
ZVR5CT2390	179
ZVR5CT2396	179
ZVR5CT2424	179
ZVR5CT2430	179
ZVR5CT2436	179
ZVR5CT2442	179
ZVR5CT2448	179
ZVR5CT2454	179
ZVR5CT2460	179
ZVR5CT2466	179
ZVR5CT2472	179
ZVR5CT2478	179
ZVR5CT2484	179
ZVR5CT2490	179
ZVR5CT2496	179
ZVR5L36CL	127
ZVR5L42CL	127
ZVR5L48CL	127
ZVR5R36CL	127
ZVR5R42CL	127
ZVR5R48CL	127
ZW810H	263
ZW810S	263
ZW810T	263
ZW820D	263
ZW820DH	263
ZW82KIT	263
ZW8LT	263
ZWMTB1524	197
ZWMTB1530	197
ZWMTB1536	197
ZWMTB1542	197
ZWMTB1548	197
ZWMTB1560	197
ZWMTB2024	197
ZWMTB2030	197
ZWMTB2036	197
ZWMTB2042	197
ZWMTB2048	197
ZWMTB2060	197
ZWN24Z	197
ZWN30Z	197
ZWN36Z	197
ZWN42Z	197
ZWN48Z	197
ZWN60Z	197
ZWTAK20	53
ZWTAK20S	53
ZWTAK24	53
ZWTAK24S	53
ZWTAK30	53
ZWTAK30S	53
ZWTAK36	53
ZWTAK36S	53
ZWTAK42	53
ZWTAK42S	53
ZWTAK48	53
ZWTAK48S	53
ZWTAK60	53
ZWTAK60S	53
ZWTS	53

Notes

GRADE A

APPOINT PANEL
100% Polyester
Artichoke APN911
Blackberry APN932
Bronze APN922
Carbon APN928
Chai APN912
Cherry APN930
Copper APN918
Dark Pewter APN917
Dune APN915
Espresso APN923
Framboise APN931
Hummus APN914
Jet APN927
Lawn APN925
Mandarin APN929
Morel APN909
Nimbus APN916
Platinum APN924
Turmeric APN910
Turquoise APN926
Walnut APN913

CELESTIAL D D
100% Polyester
Alumina CS918
Linen CS928
Obelisk CS922
Stargaze CS921
Woodsmoke CS926
Zephr CS914

ELEMENT
100% Polyester
Flint GN965
Indigo GN967
Latte GN973
Millet GN972
Parchment GN953
Sea GN974
Veil GN913
Warm Beige GN955
Wisp GN975

ETCH
100% Polyester
Aquatint ECH901
Crosshatch ECH904
Engrave ECH902
Intaglio ECH906
Lithograph ECH903
Mezzotint ECH907
Woodcut ECH905

EXCHANGE
100% Polyester
Florin EXG908
Franc EXG902
Krona EXG907
Lira EXG906
Riyal EXG901
Rupee EXG903
Tolar EXG904

IMPRINT ◆ D
100% Polyester (57% Recycled)
Celestite IMP911
Fossil IMP910
Glacier IMP902
Mineral IMP905
Neolith IMP907
Shell IMP901

GRADE A – continued

LUCY
100% Recycled Polyester
Aspen LC932
Cornsilk LC930
Dusk LC922
Fawn LC933
Graphite LC934
Mist LC920
Neutra LC924
Pewter LC935
Snowdrop LC928

REFLECTIONS
100% Recycled Polyester
Bamboo REF926
Loggia REF921
Mistral REF928
Moonstone REF923
Pewter REF922
Stainless REF924
Vanilla REF925
Winter REF927

REFUGE
64% Recycled Polyester
36% Polyester
Artesian RFG996
Dune RFG992
Frost † RFG993
Hemp RFG997
Mineral RFG998
Sandbar RFG995
Tidal RFG994

SARTO
100% Polyester (45% Recycled)
Ash SRT988
Desert SRT933
Earth SRT937
Lemongrass SRT949
Meadow SRT925
Mist SRT945
Mushroom SRT976
Oyster SRT918
Reef SRT964
Sesame SRT993
Shale SRT952
Sisal SRT929
Wheat SRT913

TANGO
100% Polyester
Aficionado TG994
Azul TG993
Bongo TG980
Dip TG982
Palma TG991
Pecan TG985
Pistachio TG986
Playa TG933
Salsa TG987
Sol TG992
Tequila TG990

TEMPEST
100% Recycled Polyester
Dragonfly TP930
Frost TP915
Full Steam TP980
Ginger TP925
Gold Rush TP910
Sandstorm TP950
Tumbleweed TP970
Wind Chill TP940

GRADE B

COAST †
100% Antimony-Free Polyester
Dune COA903
Fjord COA905
Headlands COA910
Humus COA907
Marsh COA902
Shoal COA901
Silt COA906
Tide COA908
Tombolo COA909

JET SET D
100% Recycled Polyester
Bali JST901
Belize JST904
Bogota JST902
Dubai JST910
Fiji JST907
Marrakesh JST909
Monaco JST905
Riviera JST908
Saigon JST906
Zurich JST903

LUSTER †
100% Polyester (79% Recycled)
Citron LUS907
Crimson LUS908
Darkness LUS906
Earth LUS903
May Sky LUS904
Night Shadow LUS905
Rockies LUS901
Sandstorm LUS902

MICA
100% Recycled Polyester
Anthracite MCA911
Breeze MCA918
Bronze MCA913
Buff MCA914
Cremini MCA917
Crystal † ..... MCAWIT
Dew MCA920
Dove MCA912
Fresh MCA916
Mineral MCA915
Nectar MCA919
Shale MCA910

STAGGER D
60% Virgin Polyester,
40% Antimony-Free Polyester
Chalk SGR901
Coast SGR907
Gild SGR904
Ivory SGR902
Mask SGR905
Shelter SGR906
Shore SGR903
Tender SGR908

TASANEE ◆
100% Polyester
Birch TSN936
Cinder TSN959
Citrus TSN987
Cumin TSN998
Feather TSN924
Frost TSN951
Pebble TSN948
Silk TSN912
Water TSN963
Willow TSN975

ALLSTEEL PARTNERSHIP PROGRAM

Allsteel understands that customers may at times want to specify panel fabrics and seating upholsteries outside of Allsteel's standard offering. Allsteel's **Partnership Program** consists of a select group of materials that have been tested and approved by Allsteel for use on Allsteel products. A sampling of these patterns are located in a separate section of the binder and are:

- Carded by the supplier. Memo samples are available directly from supplier (phone number or email is on the back of the card).
- **Not part of Allsteel's standard offering and therefore subject to extended lead times** (please call Customer Support for current offering and lead times).
- Not available on Allsteel's Express Solutions™ or Everyday Advantage® program.

The intent of the **Partnership Program** is to offer a wider variety of textiles to meet your needs. Because new materials will be introduced regularly, Allsteel reserves the right to change the offering at any time.

GRADE C

PACT † ◆
Aloe** PAC900
Azure PAC911
Calla** PAC922
Coastal PAC933
Delft PAC944
Dove** PAC955
Dragon PAC966
Eureka PAC977
Fern PAC988
Harour PAC999
Lily PAC910
Lime PAC921
Midnight PAC932
Nectar PAC943
Patina PAC954
Putty** PAC965
Roast PAC976
Roma PAC987
Rubine PAC998
Sketch PAC909
Tanzanite PAC920
Taupe** PAC931
Toasty** PAC942
**Colors not available on tackboards

D *Discontinued 7/3/2016*

D D *Discontinued 12/31/2016*

† Panel fabric is not available on Optimize® or Concensys®.

◆ Panel fabric is not available on Involve.

Multi-use fabrics are seating fabrics that can be used on specific Allsteel panels systems, providing more color and pattern options. The applicable Allsteel multi-use fabrics are noted with System designators in the Seating, Collaboration, and Tables Price List.

SPECIFICATION AND PRICE LIST 2015
prices effective March 29

RESOURCE CENTERS

Atlanta
Boston
Chicago
Dallas
New York
San Francisco
Santa Monica
Washington, DC

Allsteel®

Allsteel Inc.
Muscatine, Iowa 52761-5257
allsteeloffice.com

©2015 Allsteel Inc.
All registered trademarks and trademarks are the property of Allsteel Inc.
PANTONE is property of Pantone, Inc.

Form # A8327.C1 (1/16) Printed in USA