

MooreCo™ | Balt® | Best-Rite®





MooreCo | Balt | Best-Rite

2885 Lorraine Avenue | Temple, TX 76501

P. 800.749.2258 | F. 866.888-7483

www.moorecoinc.com

©2016 MooreCo, Inc. All rights reserved.

MooreCo, Inc. reserves the right to correct pricing or copy errors. Due to the current volatility in the price of raw and finished materials, please refer to our latest price list for the most accurate pricing.

Since individual items are subject to availability of materials from our suppliers, we reserve the right to limit quantities. Orders of a certain quantity and/or volume may affect lead times. When ordering, please contact customer care at 1-800-749-2258 for accurate shipping rates and lead times.

All shipping weights listed are nominal and may vary depending on quantities and/or items ordered.

Board dimensions reflect panel size prior to framing. All boards listed as 3'H x 4'W actually measure 33.75"H x 48"W due to shipping restrictions. Dimensions on all glass dry erase whiteboards are estimated and may vary slightly.

Return Policy: A return authorization is required for the return of any merchandise. All requests for returns should be made within 90 (ninety) days of receipt of merchandise.

Restocking Fee: Returned merchandise may be subject to a restocking fee.

Non-Returnable Merchandise: Combination boards, horizontal sliding boards, vertical sliding boards, and all boards and cabinets which have been custom sized, custom framed, or customized to specifications will be considered a non-returnable item. All furniture which has been ordered with custom options will be considered a non-returnable item.

Cradle to Cradle Certified™ is a certification mark licensed by the Cradle to Cradle Products Innovation Institute.

GREENGUARD Certified products are certified to GREENGUARD standards for low chemical emissions into indoor air during product usage. For more information visit ul.com/gg.

All trademarks and registered trademarks used herein are the property of their respective owners.

Table Of Contents

Desks & Tables

Custom Furniture Guide	6-7
Office & Computer	8-14
Classroom	15-19
Cafe & Dining	19
Reception	19
Meeting & Conference	20-21
Training	22-25

Seating

Desk & Task	28-30
Nesting & Stacking	31
Student	32
Stools	32-33
Lounge	34-35

Visual Communication

Build-A-Board	38-43
Whiteboards	44-52
Glass Whiteboards	52-55
Bulletin Boards	56-61
Chalkboards	62
Enclosed Boards & Display Cabinets	62-67
Mobile Whiteboards & Easels	68-75
Resurfacing	76-78
Map Rails & Display	79-81
Language Arts	81

Technology

Charging & Syncing Carts	84-86
Interactive Whiteboard	86-89
Flat Panel Carts	89-90
Carts & Lecterns	91-95
Monitor & Projector Mounts	96
Power Management	97

Accessories

Power Management	104
Whiteboard	105
Desk Accessories	106
Storage / Organization	107

Index	108-110
-------------	---------



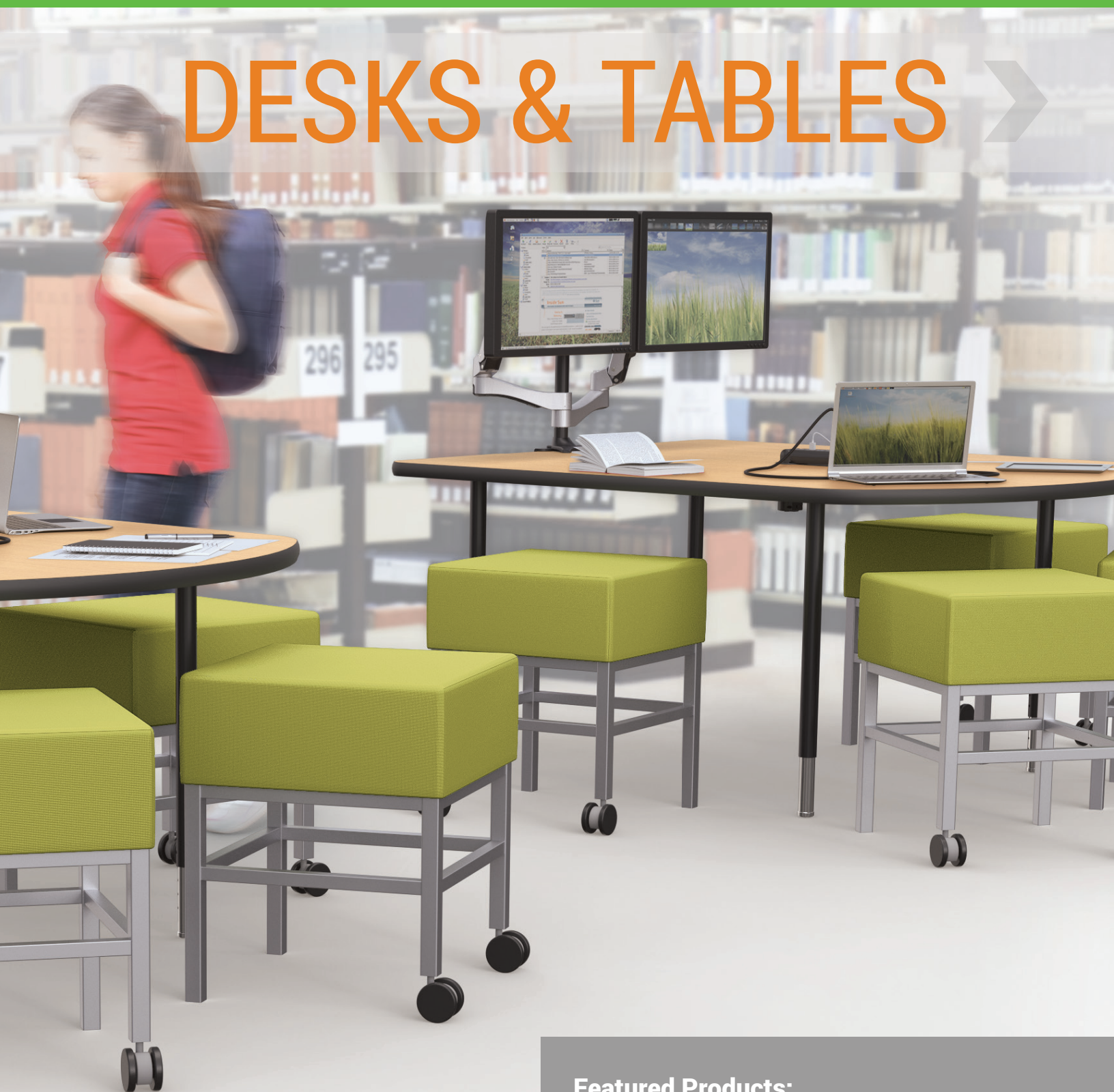
a

b

c

d

DESKS & TABLES



Featured Products:

A. Modular Soft Seating Stool	35
B. MediaSpace Table - Small	20
C. HG Flat Panel Monitor Clamp Arm	96
D. Pop-Up Grommet Outlet & USB Charger	97

MooreCo now gives you hundreds of choices to match your school or company colors, create cohesive corporate environments, or update any existing room with a fresh and modern look. By pairing the full array of quality Wilsonart® laminates and edgebands with a variety of furniture family options, create a custom piece ideal for your specific environment. We offer three of the most popular laminate colors and black edgeband as part of our Quick Ship (Q5) program, which means your furniture can be ready to ship in as few as five days. Other options are available with longer lead times.

Call 1.800.749.2258 for pricing and ordering information.



Look for this icon for customizable furniture!

Edgeband Options

Black edgebanding is available as part of our Q5 Quick Ship program, but many other options are available with a longer lead time. Call for details.



*Self-banding not available for all laminate options. Call for details.

Wilsonart® Laminates

Below are some of the more popular laminate finishes. Choose from these or from the entire line of laminates and we will help you create a custom line of furniture for your environment. Amber Cherry, Fusion Maple, and Gray Nebula are part of our Quick Ship program (with black edgebanding).





Ergo E. Eazy Sit/Stand Workstation

Get the ultimate in spacious sit-to-stand workstations. Pneumatically adjustable from 30.5" to 45.5"H. Includes articulating keyboard shelf and CPU holder, both can be mounted on left or right. Includes cable management conduit, and 3" casters for easy mobility.

Part No.	Item	Dimensions
90016	Ergo E. Eazy Sit/Stand Workstation	30.5" - 45.5"H x 47.25"W x 23.6"D

True Adjust®

Get accessories
on p. 104!



NEW!

in stock



Up-Rite Standing Mobile Workstation

Easy to use solution for your standing workstation needs. Teak laminate with brushed silver posts. Retractable keyboard shelf. Ergonomic cut-outs for comfort. Easily mobile on 2" casters (two locking).

Part No.	Item	Dimensions
91105	Up-Rite Standing Mobile Workstation	45.88"H x 35.63"W x 25.25"D

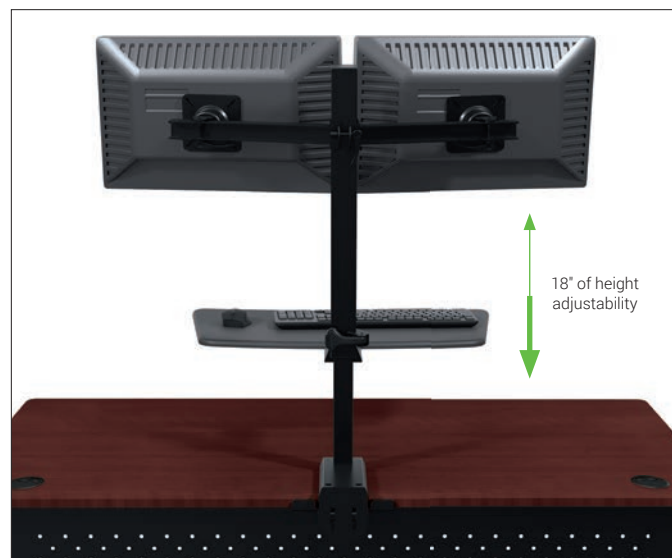
NEW!

in stock

Get accessories
on p. 104!



Featured with Up-Rite
Pneumatic stool on p. 32



Up-Rite Rear Mount Desk Mounted Sit/Stand Workstation

Transform your existing desk into a modern sit-to-stand workstation. Easy attaches to a surface up to 1.5" thick and provides 18" of height adjustment. Available with either a single or dual monitor mount.

Part No.	Description	Dimensions
Up-Rite Rear Mount Desk Mounted Sit/Stand Workstation		
91113*	Single Monitor Mount	42"H x 27.63"W x 30"D
91114*	Dual Monitor Mount	42"H x 27.63"W x 30"D



Up-Rite Desk Mounted Sit/Stand Workstation

Transform your existing desk into a modern sit-to-stand workstation. Easy attaches to a surface up to 1.5" thick and provides 18" of height adjustment. Available with either a single or dual monitor mount.

Part No.	Description	Dimensions
Up-Rite Desk Mounted Sit/Stand Workstation		
90530*	Single Monitor Mount	42"H x 27.63"W x 30"D
90531*	Dual Monitor Mount	42"H x 27.63"W x 30"D



*Get Up,
Stand Up!®*

Up-Rite Sit/Stand Workstation

Get Up, Stand Up®! Simple to use ergonomic solution to add energy to your working environment. Adjusts from 28.5" to 45.5"H. Adjustable keyboard shelf and 2.5" casters included.

Part No.	Item	Dimensions
90459*	Up-Rite Sit/Stand Workstation	28.5" - 45.5"H x 27.5"W x 22.5"D

in stock



Beta Sit/Stand Cart

Flexible and modular cart fits your mobile sit-to-stand workstation needs. Optional accessories add versatility.

Part No.	Item	Dimensions
Beta Sit/Stand Cart		
27614*	Beta Sit/Stand Cart	67"H x 32"W x 33"D
27619*	Projector Shelf	15"W x 11"D
27618*	Document Camera Shelf	15"W x 13.75"D
27617*	Dual Monitor Mount	Up to 22" monitors

in stock



Limited availability!

True Adjust®

Get accessories on p. 104!

Ergo E. Eazy

Ergonomic and fully adjustable workstation. Pneumatically adjusts from 29" to 39"H. Includes keyboard shelf, printer shelf, and CPU holder.

Part No.	Dimensions
82493M*	29" - 39"H x 41"W x 29"D

in stock



Alektro Workstation

Choose the Smart One®! Versatile and height adjustable workstation features interchangeable shelves for sit-to-stand flexibility. Includes keyboard shelf, CPU holder, and 3" casters (two locking).

Part No.	Dimensions
42551*	27.5" - 52.5"H x 30"W x 24"D

in stock



Max Stax

Versatile and multipurpose cart is ideal for virtually any environment. Use as a stand-up workstation or as an equipment cart. Durable frame with 3" casters (two locking).

Part No.	Dimensions
25983*	42.5"H x 25.13"W x 20"D



HG Wall Mount Workstation

Versatile "set and forget" adjustments for monitor and keyboard. Ideal for high traffic facilities. Second monitor mount and CPU holder sold separately.

Part No.	Item	Dimensions
HG Wall Mount Workstation		
66644*	Work Station	34.65"H x 22.87"W x 7.91"D
66646*	Monitor Arm	4.53"H x 4.53"W x 16.26"D
66645*	CPU Holder	7.38"H x 9.5"W x 8.63"D



Economy Wall Mount Workstation

Versatile and economical wall mount workstation with adjustable monitor mounts and keyboard tray. Second monitor mount is sold separately.

Part No.	Item	Dimensions
Economy Wall Mount Workstation		
90377*	Workstation	51.25"H x 25.63"W x 31"D
90378*	Monitor Mount	4.75"H x 19.5"W x 3"D



L-Flex Corner Table

Compact corner workstation works alone or in group configurations. See optional privacy panels on p. 106.

Part No.	Dimensions
90330	29"H x 42"W x 42"D



Get accessories on p. 104!



Alpha Cart

Versatile and modular mobile workstation is fully adjustable. Includes keyboard shelf, projector shelf, and document camera shelf.

Part No.	Item	Dimensions
27588*	Alpha Cart	47"H x 31.75"W x 27.5"D



WOW Flexi Desk

Get ultimate flexibility with a mobile modular workstation. Includes keyboard/laptop shelf and single monitor mount. Optional extendable single arm monitor mount and optional laptop/tablet shelf available.

Part No.	Item	Dimensions
WOW Flexi Desk		
90329*	Desk	46.5"H x 31.5"W x 26.5"D
66642*	Monitor Mount	4.5"H x 4.5"W x 12"D
66641*	Laptop/Tablet Arm	11"H x 14.5"W x 15.5"D

Get accessories
on p. 104!



in
stock



Sets up in less
than 5 minutes!



Agility Tables

Multifunctional Agility Tables set up in less than five minutes. Simply lift the top, unfold the legs and secure top to base with built-in connectors. Ideal for training rooms, as an office suite, or in open office set ups. Rounded corner connectors provide additional configuration options. Powder-coated black steel base includes integrated modesty panel, storage shelf, and locking casters.

Part No.	Item	Dimensions
Agility Tables		
89959	Agility Table 6024	29.5"H x 60"W x 24"D
89960	Agility Table 7224	29.5"H x 72"W x 24"D
89961	Agility Table 6030	29.5"H x 60"W x 30"D
89962	Agility Table 7230	29.5"H x 72"W x 30"D
89964*	90° Connector (24 in.)	1.5"H x 24"W x 24"D
89966*	90° Connector (30 in.)	1.5"H x 30"W x 30"D



in
stock

Get accessories
on p. 104!



LX Workstations

Matching classic good looks with unparalleled versatility, the LX Workstations are ideal for any working environment. In a 48" wide model for a single user, or in a 72" wide model for dual users. Features teak or gray top, a black base with powder-coated steel legs, and locking CPU cabinets. Retractable keyboard shelf includes a built-in pen and pencil holder. Cable management grommets and conduits keep cords organized and out of the way.

Part No.	Item	Dimensions
LX Workstations		
89843	LX 48 Workstation (Teak)	29"H x 48"W x 24"D
90106	LX 48 Workstation (Gray)	29"H x 48"W x 24"D
89844	LX 72 Workstation (Teak)	29"H x 72"W x 24"D
90107	LX 72 Workstation (Gray)	29"H x 72"W x 24"D



In stock in gray laminate with gray edgbanding



Other laminate options available



Full length and spacious cable trays provide stability.

Brawny Tables

Heavy-duty Brawny Tables are ideal for use in training rooms, classrooms, as workstations, or as general purpose tables for any work area. Height adjustable tables can be set from 25.5" to 33.5" and are available in three widths for unsurpassed versatility. Top is a hefty 1.25" thick scratch-resistant HPL with grommets. Black powder-coated steel frame includes glides and 3" casters (2 locking). Supporting stretcher bar provides superior structural strength and durability, and includes a steel cable management tray that provides additional stabilization. In stock with gray tops. Custom tops available. Optional CPU holders are available separately for use as a workstation.

Part No.	Item	Dimensions
Brawny Tables		
89847**	Brawny Table 3630 (Gray)	25.5" - 33.5"H x 36"W x 30"D
89848	Brawny Table 6030 (Gray)	25.5" - 33.5"H x 60"W x 30"D
89862	Brawny Table 7230 (Gray)	25.5" - 33.5"H x 72"W x 30"D
58063-XXXX-XX**	Brawny Table 3630 (Custom)	25.5" - 33.5"H x 36"W x 30"D
58064-XXXX-XX	Brawny Table 6030 (Custom)	25.5" - 33.5"H x 60"W x 30"D
58065-XXXX-XX	Brawny Table 7230 (Custom)	25.5" - 33.5"H x 72"W x 30"D
89849-B*	CPU Holder	10.5"W x 16.5"D



Split Level Workstation

Designed to be functional and versatile, ideal for personal workspaces, training rooms, or other group instructional settings. Features two 18" deep platforms, each independently height adjustable from 25.5" to 31.5" to allow comfortable positioning of a monitor without impairing visibility. Features a black powder-coated steel frame with gray laminate tops. Grommets provide cable management. Included CPU holders can be mounted on either the inside or outside of the frame.

Part No.	Item	Dimensions
83080M	Split Level 72 Workstation	25.5" - 31.5"H x 72"W x 36"D



Get accessories
on p. 104!

Up-Rite Height Adj. Sit/Stand Carrel

Attractive Up-Rite Height Adjustable Carrels are versatile and user-friendly, with a work surface that adjusts in height from 27" to 39" in 1.5" increments. Create rows of any length for any age users.

Part No.	Item	Dimensions
Up-Rite Height Adjustable Sit/Stand Carrel		
90294	Starter Carrel	46.3" - 58.3"H x 31"W x 30"D
90300	Add-On Carrel	46.3" - 58.3"H x 30.25"W x 30"D



Floor Carrel & Add-A-Carrel

Attractive carrel available in teak or cherry with .63" panels. Upgrade to .75" panels with the deluxe model in teak.

Part No.	Item	Dimensions
Floor Carrel & Add-A-Carrel		
89830*	Standard Floor Carrel (Teak)	48"H x 32.63"W x 24.5"D
90124*	Standard Floor Carrel (Cherry)	48"H x 32.63"W x 24.5"D
89831*	Standard Add-A-Carrel (Teak)	48"H x 32"W x 24.5"D
90125*	Standard Add-A-Carrel (Cherry)	48"H x 32"W x 24.5"D
89868*	Deluxe Floor Carrel (Teak)	48"H x 32.75"W x 24.5"D
89869*	Deluxe Add-A-Carrel (Teak)	48"H x 32"W x 24.5"D



in
stock

Get accessories
on p. 104!



Lumina™ Carrel

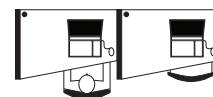
Create private and compact work areas. Black steel frame with cherry panels. Coordinates with Lumina™ family for matching environment.

Part No.	Item	Dimensions
Lumina Carrel		
90082*	Starter Carrel	45.75"H x 31.25"W x 24"D
90083*	Add-On Carrel	45.75"H x 30.5"W x 24"D



in
stock

Get accessories
on p. 104!



H-Carrel

Create sophisticated and private work areas. Constructed with 1" core board with medium oak laminate. Surface angles inward to save space when in use.

Part No.	Item	Dimensions
H-Carrel		
89891	Starter Carrel	42"H x 43"W x 27.75"D
89892	Add-On Carrel	42"H x 42"W x 27.75"D



in
stock



Study Carrel

Durable carrels available in oak or gray. White interior creates brighter work space. Work surface adjusts from 22" to 30"H. Accessory shelf provides storage.

Part No.	Item	Dimensions
Study Carrel		
89788**	Study Carrel (Oak)	38.25" - 46.25"H x 37"W x 24"D
89789**	Study Carrel (Gray)	38.25" - 46.25"H x 37"W x 24"D



Lapmatic

The ultimate laptop stand pneumatically adjusts from 20" to 30"H. Padded wrist rest and curved cut out for ergonomic comfort.

Part No.	Item	Dimensions
89829*	Lapmatic Laptop Stand	20" - 30"H x 28"W x 18"D



Lapmaster

Deluxe laptop stand is also a small mobile workstation. Height adjustable from 27" to 39". Adjustable platform and shelf with wire storage included.

Part No.	Item	Dimensions
42052*	Lapmaster Laptop Stand	27" - 37"H x 35.25"W x 20"D



Lap Jr.

Keep your laptop in easy reach. Low profile leg can roll under a desk, chair, or sofa. Adjusts from 27" to 42"H. Laptop shelf is angle adjustable for comfort.

Part No.	Item	Dimensions
89819*	Lap Jr Laptop Stand	27" - 42"H x 18"W x 22"D



POP Laptop Stand

The ideal compact stand for either a laptop, a keyboard, or for use as a mobile stand. Available in black or mahogany. Adjusts from 21.25" to 31.25"H.

Part No.	Description	Dimensions
POP Laptop Stand		
47262*	Mahogany	21.25" - 31.25"H x 25.75"W x 15.75"D
48752*	Black	21.25" - 31.25"H x 25.75"W x 15.75"D



Shapes Desk

Shapes Desks bring simplicity and functionality made to any classroom or study setting. Offering quick and easy assembly, numerous group configurations, and custom laminates. Available in two sizes. Adjusts from 22" to 32"H. Optional accessories add functionality. Patented design.

Part No.	Item	Dimensions
Shapes Desk		
11XX5X-XXXX*	Shapes Desk (larger)	22" - 32"H x 34.9"W x 32.5"D
11XX6X-XXXX*	Shapes Desk (smaller)	22" - 32"H x 29.9"W x 28.4"D
Optional Accessories		
66654*	Student Desk Casters (set of 2)	1.5" diameter
66661*	Wire Book Box (Black)	4"H x 15"W x 13.5"D
66662*	Wire Book Box (Chrome)	4"H x 15"W x 13.5"D
66667*	Pack Hook	Holds up to 50 lbs
66640*	Ganging Device	1.63"H x 4.5"W x .25"D



Cloud 9 Desk & Table

Cloud 9 makes the perfect configurable classroom with full right- and left-handed accessibility. Offering quick and easy assembly, numerous group configurations, and custom laminates. Available in three sizes. Adjusts from 22" to 32"H. Optional accessories add functionality.

Part No.	Item	Dimensions
Cloud 9 Desk & Table		
13XXCX-XXXX*	Cloud 9 Desk	22" - 32"H x 36.12"W x 25.5"D
13XXBX-XXXX*	Cloud 9 Table (Medium)	22" - 32"H x 47.9"W x 33.87"D
13XXAX-XXXX*	Cloud 9 Table (Large)	22" - 32"H x 55.5"W x 39.25"D
Optional Accessories		
66654*	Student Desk Casters (set of 2)	1.5" diameter
66661*	Wire Book Box (Black)	4"H x 15"W x 13.5"D
66662*	Wire Book Box (Chrome)	4"H x 15"W x 13.5"D
66667*	Pack Hook	Holds up to 50 lbs
66640*	Ganging Device	1.63"H x 4.5"W x .25"D

Custom products are non-returnable and non-refundable.

*Ships UPS **Ships UPS OS1 ***Ships UPS OS2



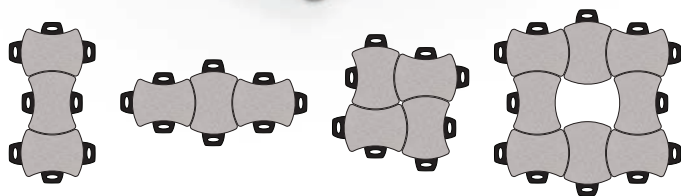


Get accessories
on p. 104!

22"
to
32"



Other laminate
options available



Quad Desk & Table


Designed for simple ergonomic seating arrangements for individuals or full classrooms large or small. Offering quick and easy assembly, numerous group configurations, and custom laminates. Available in two sizes. Adjusts from 22" to 32"H. Optional accessories add functionality.

Part No.	Item	Dimensions
Quad Desk & Table		
14XXEX-XXXX	Quad Desk	22" - 32"H x 41.7"W x 32.7"D
14XXDX-XXXX	Quad Table	22" - 32"H x 47.4"W x 35.7"D
Optional Accessories		
66654*	Student Desk Casters (set of 2)	1.5" diameter
66632*	Enclosed Book Box (Black)	4"H x 17"W x 12"D
66633*	Enclosed Book Box (Platinum)	4"H x 17"W x 12"D
66667*	Pack Hook	Holds up to 50 lbs
66640*	Ganging Device	1.63"H x 4.5"W x .25"D



Get accessories
on p. 104!

22"
to
32"



Other laminate
options available



Shown with custom
whiteboard top.

Chevron Desk & Table

An ideal configurable classroom system with full right handed and left hand accessibility. Specifically designed for supporting a variety of learning modes to promote interaction in your classroom. Custom laminates available. Available in two sizes. Adjusts from 22" to 32"H. Optional accessories add functionality.

Part No.	Item	Dimensions
Chevron Desk & Table		
15XXGX-XXXX*	Chevron Desk	22" - 32"H x 30.7"W x 24.5"D
15XXFX-XXXX*	Chevron Table	22" - 32"H x 37.4"W x 30.25"D
Optional Accessories		
66654*	Student Desk Casters (set of 2)	1.5" diameter
66632*	Enclosed Book Box (Black)	4"H x 17"W x 12"D
66633*	Enclosed Book Box (Platinum)	4"H x 17"W x 12"D
66667*	Pack Hook	Holds up to 50 lbs
66640*	Ganging Device	1.63"H x 4.5"W x .25"D

Custom products are non-returnable and non-refundable.

*Ships UPS **Ships UPS OS1 ***Ships UPS OS2

Activity Tables

Bring simplicity and functionality in a package made to fit any classroom or study setting. Quick and easy assembly. Adjust from 22" to 29"H. Available in multiple HPL surfaces with black steel legs with swivel glides. Limited lifetime warranty.

NEW!

coming soon!

Get accessories on p. 104!

limited lifetime guarantee

Part No.	Shape	Dimensions
Activity Tables (22" - 29"H)		
90527-A-XXXX-XX	Rectangle	36"W x 24"D
90527-B-XXXX-XX	Rectangle	48"W x 24"D
90527-C-XXXX-XX	Rectangle	60"W x 24"D
90527-D-XXXX-XX	Rectangle	48"W x 30"D
90527-E-XXXX-XX	Rectangle	60"W x 30"D
90527-F-XXXX-XX	Rectangle	72"W x 30"D
90527-G-XXXX-XX	Rectangle	60"W x 36"D
90527-H-XXXX-XX	Rectangle	72"W x 36"D
90527-J-XXXX-XX	Rectangle	60"W x 48"D
90527-K-XXXX-XX	Square	36"W x 36"D
90527-L-XXXX-XX	Square	48"W x 48"D
90527-M-XXXX-XX	Square	60"W x 60"D
90527-N-XXXX-XX	Round	36"W x 36"D
90527-P-XXXX-XX	Round	42"W x 42"D
90527-Q-XXXX-XX	Round	48"W x 48"D
90527-R-XXXX-XX	Trapezoid	48"W x 24"D
90527-S-XXXX-XX	Trapezoid	60"W x 30"D
90527-T-XXXX-XX	Clover	48"W x 48"D
90527-U-XXXX-XX	Clover	60"W x 60"D
90527-V-XXXX-XX	Kidney	72"W x 48"D
90527-W-XXXX-XX	Horseshoe	66"W x 60"D



Snap Desk

The Snap Desk offers durability and custom options made to fit any classroom setting. Quick assembly and sturdy construction ensure that these desks will last through one educational career to the next. Custom laminates available. Available in four sizes. Adjusts from 22" to 32"H.

Part No.	Item	Dimensions
Snap Desk		
10XX1X-XXXX*	Snap Desk (large rectangle)	22" - 32"H x 29"W x 20"D
10XX2X-XXXX*	Snap Desk (small rectangle)	22" - 32"H x 24"W x 18"D
10XX3X-XXXX*	Snap Desk (large trapezoid 68°)	22" - 32"H x 30"W x 18"D
10XX4X-XXXX*	Snap Desk (small trapezoid 60°)	22" - 32"H x 30"W x 18"D
Optional Accessories		
66654*	Student Desk Casters (set of 2)	1.5" diameter
66632*	Enclosed Book Box (Black)	4"H x 17"W x 12"D
66633*	Enclosed Book Box (Platinum)	4"H x 17"W x 12"D
66667*	Pack Hook	Holds up to 50 lbs
66640*	Ganging Device	1.63"H x 4.5"W x .25"D

Custom products are non-returnable and non-refundable.

*Ships UPS **Ships UPS OS1 ***Ships UPS OS2



Economy Shapes Desk

Economy Shapes Desk brings simplicity and functionality to fit any classroom. Offering numerous group configurations. Available in Fusion Maple or Gray Nebula. Adjusts from 22" to 29"H. Patented design.

Part No.	Item	Dimensions
Economy Shapes Desk		
90580*	Fusion Maple	22" - 29"H x 28.75"W x 27.25"D
90581*	Gray Nebula	22" - 29"H x 28.75"W x 27.25"D
Optional Accessories		
66661*	Wire Book Box (Black)	4"H x 15"W x 13.5"D
66662*	Wire Book Box (Chrome)	4"H x 15"W x 13.5"D
66640*	Ganging Device	1.63"H x 4.5"W x .25"D



Up-Rite Student Desk

With full sit to stand adjustment, you can adjust for virtually any height, activity and position at the flip of a lever. Adjusts from 26" to 43"H. Includes two casters and two stabilizing glides for easy maneuverability and stability.

Part No.	Dimensions
90532-XXXX-XX	26" - 43"H x 26.6"W x 20"D



Mobile Teacher Desk

See updated price guide or web site for full product details!

Get accessories on p. 104!



Instructor Teacher's Desk II

Thoughtful ergonomic shape allows easy student-teacher conferencing. Available in oak or cherry with black or platinum base. Steel base with 3" casters (two locking). Cabinet includes three locking drawers.

Part No.	Description	Dimensions
Instructor Teacher's Desk II		
90590	Cherry + Black	29"H x 60"W x 36.25"D
90591	Oak + Black	29"H x 60"W x 36.25"D
91111	Cherry + Platinum	29"H x 60"W x 36.25"D
91112	Oak + Platinum	29"H x 60"W x 36.25"D

Get accessories on p. 104!



Trend Podium Desk

Combines a desk and podium into one convenient and flexible workspace. Locking cabinet with two adjustable shelves. Steel base with 3" casters. Optional AV panel and locking drawer.


Part No.	Item	Dimensions
Trend Podium Desk		
58229-XXXX-XX	Desk + Podium	43" - 49"H x 60"W x 24.5"D
58230-XXXX-XX	Podium	43" - 49"H x 19.75"W x 20.75"D
Optional Accessories		
66656*	AV Panel	3"H x 6"W
34443*	Accessory Locking Pencil Drawer	3.5"H x 15.5"W x 12.5"D

Custom products are non-returnable and non-refundable.

*Ships UPS **Ships UPS OS1 ***Ships UPS OS2



Get accessories
on p. 104!



Other laminate
options available

Part No.	Item	Dimensions
----------	------	------------

Modular Teacher's Desk

90455-XXXX-XX	Basic Desk 6024	30" - 38"H x 60"W x 24"D
90456-XXXX-XX	Basic Desk 7224	30" - 38"H x 72"W x 24"D
90451-XXXX-XX	Single Pedestal Desk 6024	30" - 38"H x 60"W x 24"D
90452-XXXX-XX	Single Pedestal Desk 7224	30" - 38"H x 72"W x 24"D
90449-XXXX-XX	Double Pedestal Desk 6024	30" - 38"H x 60"W x 24"D
90450-XXXX-XX	Double Pedestal Desk 7224	30" - 38"H x 72"W x 24"D
90447-XXXX-XX	Conference Desk 6024	30" - 38"H x 88.63"W x 40"D
90448-XXXX-XX	Conference Desk 7224	30" - 38"H x 100.63"W x 40"D
90454-XXXX-XX	Return Desk 7224	30" - 38"H x 72"W x 72"D
90457-XXXX-XX	Podium Desk 6024	34.5" - 47.25"H x 79.75"W x 24"D
90458-XXXX-XX	Podium Desk 7224	34.5" - 47.25"H x 91.75"W x 24"D
90369-XXXX-XX*	File Cabinet	30" - 38"H x 18"W x 24"D

Optional Accessories

66656*	AV Panel	3"H x 6"W
66666*	Pop-Up Grommet Outlet	11.62"H x 2.86"W x 2.86"D
66640*	Ganging Device	1.63"H x 4.5"W x .25"D
34443*	Accessory Locking Pencil Drawer	3.5"H x 15.5"W x 12.5"D



Modular Teacher's Desk

Available in six different configurations to fit virtually any space and fill virtually any need. Each set up also provides 8" of height adjustability for sit-to-stand functionality.



Get accessories
on p. 104!

Economy Trend Podium Desk

Innovative and stylish desk combines a work surface and podium. Cherry woodgrain top with platinum base and 3" casters. Locking podium base with two adjustable shelves. Optional AV panel and locking drawer.

Part No.	Item	Dimensions
----------	------	------------

Economy Trend Podium Desk

27692	Desk + Podium	43" - 49"H x 60"W x 24.5"D
27694	Podium	43" - 49"H x 19.75"W x 20.75"D

Optional Accessories

66656*	AV Panel	3"H x 6"W
34443*	Locking Drawer	3.5"H x 15.5"W x 12.5"D

Custom products are non-returnable and non-refundable.

*Ships UPS **Ships UPS OS1 ***Ships UPS OS2



in
stock



Bistro Tables

Blend modern design with timeless durability. Available either as a height adjustable table (30" - 43.5"H) or a folding/nesting table. Scratch-resistant black top with silver base.

Part No.	Item	Dimensions
----------	------	------------

Bistro Tables

90353*	Height Adj. Table	30" - 43.5"H x 31.5"W x 31.5"D
90354*	Folding Table	29"H x 27.5"W x 27.5"D



in
stock



Oui Reception Tables

Easy to assemble tables available as a coffee table, corner table, or end table, all designed for hassle-free configuration. Sled base legs include glides.

Part No.	Item	Dimensions
----------	------	------------

Oui Reception & Lobby Tables

90460*	Coffee Table	19"H x 40"W x 20"D
90461*	Corner Table	19"H x 31"W x 31"D
90462*	End Table	19"H x 20"W x 20"D



Get accessories
on p. 104!

Other laminate
options available



MediaSpace Table - Large

The MediaSpace Table is an effective solution for STEM classrooms and collaboration environments. Allows you to integrate a variety of technologies. Comes with black or platinum legs. Adjusts from 22" to 32"H. Seats 6 to 10 comfortably. Optional casters and pack hooks.

Part No.	Item	Dimensions
MediaSpace Table - Large		
27755-XXXX-XX	Black	22" - 32"H x 71.37"W x 58.82"D
27756-XXXX-XX	Platinum	22" - 32"H x 71.37"W x 58.82"D
Optional Accessories		
66654*	Casters (set of 2)	1.5" diameter
66667*	Pack Hook	Holds up to 50 lbs



Get accessories
on p. 104!

Other laminate
options available



MediaSpace Table - Small

The MediaSpace Table is an effective solution for STEM classrooms and collaboration environments. Allows you to integrate a variety of technologies. Comes with black or platinum legs. Adjusts from 22" to 32"H. Seats 4 to 6 comfortably. Optional casters and pack hooks.

Part No.	Description	Dimensions
MediaSpace Table - Small		
27749-XXXX-XX	Black	22" - 32"H x 60"W x 48"D
27750-XXXX-XX	Platinum	22" - 32"H x 60"W x 48"D
Optional Accessories		
66654*	Casters (set of 2)	1.5" diameter
66667*	Pack Hook	Holds up to 50 lbs

Custom products are non-returnable and non-refundable.

*Ships UPS **Ships UPS OS1 ***Ships UPS OS2



Get accessories
on p. 104!

NEW!


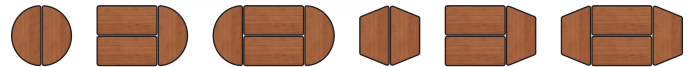


QS
Other laminate
options available

Modular Conference Tables

Available in three shapes for multiple arrangement options. Customizable tops and edgework. Durable steel legs with 4" casters (two locking).

Part No.	Description	Dimensions
Modular Conference Tables		
27742-XXXX-XX	Rectangle	29.5"H x 58"W x 29"D
27743-XXXX-XX	Half-Round	29.5"H x 58"W x 29"D
27744-XXXX-XX	Trapezoid	29.5"H x 58"W x 29"D



iFlex® Modular Desking System

Logical design and modern good looks with flexible configuration options for meeting/conference, open office, or individual workspaces. Easy set up and easy mobility with glides and casters. Available as single pieces or in convenient bundles.

Part No.	Item	Dimensions
iFlex Tables		
90000	iFlex Large Desk (Right - Cherry/Platinum)	29"H x 65"W x 31"D
90116	iFlex Large Desk (Right - Cherry/Black)	29"H x 65"W x 31"D
90001	iFlex Large Desk (Left - Cherry/Platinum)	29"H x 65"W x 31"D
90117	iFlex Large Desk (Left - Cherry/Black)	29"H x 65"W x 31"D
90002*	iFlex Printer Table (Cherry/Platinum)	29"H x 31"W x 18"D
90118*	iFlex Printer Table (Cherry/Black)	29"H x 31"W x 18"D
90119*	iFlex 1/2 Rnd Table (Small - Cherry/Black)	29"H x 48"W x 24"D
90004	iFlex 1/2 Rnd Table (Large - Cherry/Platinum)	29"H x 62"W x 24"D
90120	iFlex 1/2 Rnd Table (Large - Cherry/Black)	29"H x 62"W x 24"D

iFlex Bundles		
90257	iFlex Conf. Room Bundle (Cherry/Platinum)	29"H x 14'10"W x 62"D
90261	iFlex Open Office Bundle (Cherry/Platinum)	46"H x 10'10"W x 62"D
90259	iFlex Home Office Bundle (Cherry/Platinum)	29"H x 65"W x 62"D

Optional Accessories		
90005*	iFlex File Cabinet (Cherry)	26.5"H x 13"W x 19.5"D
90062*	iFlex Privacy Panel (Full)	17"H x 49"W x 1"D
90063*	iFlex Privacy Panel (Half)	17"H x 21.5"W x 1"D

Custom products are non-returnable and non-refundable.

*Ships UPS **Ships UPS OS1 ***Ships UPS OS2

in
stock



Get accessories
on p. 104!





Get accessories
on p. 104!



Nido Sit/Stand Flip Top Tables

Elegant and stylish height adjustable (29.5" to 41.75"H) tables with a flip top for easy storage. Custom colors available. Steel frame with modesty panel and 3" casters (two locking).

Part No.	Description	Dimensions
Nido Sit/Stand Flip Top Tables		
90282-XXXX-XX	6024	29.5" - 41.75"H x 60"W x 24"D
90283-XXXX-XX	7224	29.5" - 41.75"H x 72"W x 24"D
90284-XXXX-XX**	Half Round	29.5" - 41.75"H x 48"W x 24"D

Get accessories
on p. 104!



Trend Flip Top Tables

Elegant and stylish Trend Tables add a modern element to any environment. Integrated modesty panel on either a black or platinum base. Customizable top and edgbanding. Base includes 3" casters (two locking).

Part No.	Item	Dimensions
Trend Flip Top Tables		
90276-XXXX-XX	Trend Table 6024 (Black)	29.5"H x 60"W x 24"D
90279-XXXX-XX	Trend Table 6024 (Platinum)	29.5"H x 60"W x 24"D
90277-XXXX-XX	Trend Table 7224 (Black)	29.5"H x 72"W x 24"D
90280-XXXX-XX	Trend Table 7224 (Platinum)	29.5"H x 72"W x 24"D
90278-XXXX-XX**	Trend Table Half Round (Black)	29.5"H x 48"W x 24"D
90281-XXXX-XX**	Trend Table Half Round (Platinum)	29.5"H x 48"W x 24"D

Custom products are non-returnable and non-refundable.
*Ships UPS **Ships UPS OS1 ***Ships UPS OS2



Height Adj. Sit/Stand Flipper Tables (28.5" - 45")

Fits a wide range of ages and sizes. Adjusts from 28.5" to 45"H for sit-to-stand capability. Arrange stadium style for large rooms. Steel frame with 2" casters (two locking). Optional modesty panel available.

Part No.	Description	Dimensions
Height Adjustable Sit/Stand Flipper Tables (28.5" - 45")		
90316-XXXX-XX	6024	28.5" - 45"H x 60"W x 24"D
90317-XXXX-XX	7224	28.5" - 45"H x 72"W x 24"D
90315-XXXX-XX	Half Round	28.5" - 45"H x 48"W x 24"D
66626	Modesty Panel (6024)	9.5"H x 46.5"W x 3.25"D
66627	Modesty Panel (7224)	9.5"H x 58.25"W x 3.25"D



Height Adj. Flipper Tables (26" - 34")

Accommodates a wide range of ages and sizes. Adjusts from 26" to 34"H. Arrange stadium style for large rooms. Steel frame with 2" casters (two locking). Optional modesty panel available.

Part No.	Description	Dimensions
Height Adjustable Flipper Tables (26" - 34")		
90179-XXXX-XX	6024	26" - 34"H x 60"W x 24"D
90180-XXXX-XX	7224	26" - 34"H x 72"W x 24"D
90178-XXXX-XX	Half Round	26" - 34"H x 48"W x 24"D
66626	Modesty Panel (6024)	9.5"H x 46.5"W x 3.25"D
66627	Modesty Panel (7224)	9.5"H x 58.25"W x 3.25"D



Lumina™ Tables

Create a designer conference or training room. Easy set up, break down, transport, and storage. Customizable top and edgbanding. Black steel base with 3" casters (two locking). Optional modesty panel.

Part No.	Item	Dimensions
Lumina Tables		
90066-XXXX-XX	Lumina Table 6024	29.5"H x 60"W x 24"D
90069-XXXX-XX	Lumina Table 7224	29.5"H x 72"W x 24"D
90071-XXXX-XX**	Lumina Table Half Round	29.5"H x 48"W x 24"D
66612*	Lumina Modesty Panel	10"H x 45"W x 3"D

Custom products are non-returnable and non-refundable.

*Ships UPS **Ships UPS OS1 ***Ships UPS OS2



Flipper Tables

Easily create multipurpose areas. Tables available in multiple shapes in either teak or mahogany. Flip top for easy storage. Black steel base with 2" casters (two locking).

Part No.	Item	Dimensions
Flipper Tables		
89870*	Flipper Table 3624 (Teak)	29.5"H x 36"W x 24"D
89876*	Flipper Table 3624 (Mahogany)	29.5"H x 36"W x 24"D
89775M	Flipper Table 6024 (Teak)	29.5"H x 60"W x 24"D
89879M	Flipper Table 6024 (Mahogany)	29.5"H x 60"W x 24"D
89863M	Flipper Table 7224 (Teak)	29.5"H x 72"W x 24"D
89880M	Flipper Table 7224 (Mahogany)	29.5"H x 72"W x 24"D
89773**	Flipper Table Half Round (Teak)	29.5"H x 48"W x 24"D
89877**	Flipper Table Half Round (Mahogany)	29.5"H x 48"W x 24"D
89815*	Flipper Table Quarter Round (Teak)	29.5"H x 46"W x 24"D
89881*	Flipper Table Quarter Round (Mahogany)	29.5"H x 46"W x 24"D



Brawny Tables

Heavy-duty Brawny Tables are ideal for use in training rooms, classrooms, as workstations, or as general purpose tables. Adjust from 25.5\"

Part No.	Item	Dimensions
Brawny Tables		
89847**	Brawny Table 3630 (Gray)	25.5\"
89848	Brawny Table 6030 (Gray)	25.5\"
89862	Brawny Table 7230 (Gray)	25.5\"
89849-B*	CPU Holder	10.5\"



Economy Lumina™ Tables

Elegant tables provide easy set up, break down, transport, and storage. Match the other members of the Lumina™ family. Optional modesty panel available. Black steel frame with 3\"

Part No.	Item	Dimensions
Economy Lumina Tables		
90064	Economy Lumina Table 6024	29.5\"
90067	Economy Lumina Table 7224	29.5\"
89999**	Economy Lumina Table Half Round	29.5\"
66612*	Lumina Modesty Panel	10\"



Chi Flipper Tables

Elegant training tables for virtually any setting. Available in cherry or gray nebula. Black steel base with 2\"

Part No.	Item	Dimensions
Chi Flipper Tables		
90099	Chi Flipper Table 6024 (Cherry)	29.5\"
90102	Chi Flipper Table 6024 (Gray Nebula)	29.5\"
90100	Chi Flipper Table 7224 (Cherry)	29.5\"
90103	Chi Flipper Table 7224 (Gray Nebula)	29.5\"



Economy Flipper Tables

Simple and versatile training tables with flip top for easy storage. Available in teak or mahogany. Black steel frame with 2\"

Part No.	Item	Dimensions
Economy Flipper Tables		
90093	Economy Flipper Table 6024 (Teak)	29.5\"
90096	Economy Flipper Table 6024 (Mahogany)	29.5\"
90094	Economy Flipper Table 7224 (Teak)	29.5\"
90097	Economy Flipper Table 7224 (Mahogany)	29.5\"

Custom products are non-returnable and non-refundable.

*Ships UPS **Ships UPS OS1 ***Ships UPS OS2



Get accessories
on p. 104!

in
stock

Chi Flipper Seminar Table

Ideal for seminar set ups and training environments. Flip top for easy storage. Black steel frame with 2" casters (two locking).

Part No.	Item	Dimensions
90132	Chi Flipper Seminar Table	29.5"H x 72"W x 20"D



Get accessories
on p. 104!

in
stock

Task Training Table

Lightweight and economical tables are ideal for training or seminar rooms. Available in two sizes in cherry or gray nebula. Black steel base with modesty panel and 2" casters (two locking).

Part No.	Item	Dimensions
Task Training Tables		
90318	Task Training Table 6024 (Cherry)	29.5"H x 60"W x 24"D
90319	Task Training Table 6024 (Gray Nebula)	29.5"H x 60"W x 24"D
90320	Task Training Table 7224 (Cherry)	29.5"H x 72"W x 24"D
90321	Task Training Table 7224 (Gray Nebula)	29.5"H x 72"W x 24"D



in
stock

Get accessories
on p. 104!

Mentor Seminar Table

Modern design table is ideal for seminar settings and training rooms. Available in two sizes in oak or cherry laminate. Black steel base with durable glides.

Part No.	Item	Dimensions
Mentor Seminar Table		
90122	Mentor Seminar Table 6020 (Oak)	29"H x 60"W x 20"D
90110	Mentor Seminar Table 6020 (Cherry)	29"H x 60"W x 20"D
90123	Mentor Seminar Table 7220 (Oak)	29"H x 72"W x 20"D
90111	Mentor Seminar Table 7220 (Cherry)	29"H x 72"W x 20"D



Get accessories
on p. 104!

in
stock

PJ Table

Compact and functional table perfect for use in training rooms or as a supplemental table for any work area. Black steel frame with modesty panel. Black laminate top. Glides and 2" casters (two locking) included.

Part No.	Item	Dimensions
89824*	PJ Table	29.5"H x 55"W x 19.75"D

a



b



c

d



SEATING >



Featured Products:

A. Renew Chair	28
B. Ergo E Eazy Sit/Stand Workstation	8
C. HG Flat Panel Monitor Clamp Arm	96
D. Luxe Glass™ Magnetic Glass Whiteboard	53



Renew Chairs

Experience comfort that will renew your work experience. Patented technology allows efficient air flow. Executive and managerial models. Removable hand-washable seat and back with replacement options available. Chairs feature a full range of ergonomic adjustments.

Part No.	Item	Dimensions
Renew Chairs		
34392*	Renew Executive Chair (Gray/Gray)	42.5" - 45"H x 26"W x 26"D
34393*	Renew Managerial Chair (Gray/Gray)	34.5" - 37"H x 26"W x 26"D
34394*	Renew Replacement Back (Black)	21.5"H x 19"W
34395*	Renew Replacement Back (Gray)	21.5"H x 19"W
34396*	Renew Replacement Back (Deep Blue)	21.5"H x 19"W
34397*	Renew Replacement Back (Green)	21.5"H x 19"W
34398*	Renew Replacement Seat (Black)	19"W x 20"D
34399*	Renew Replacement Seat (Gray)	19"W x 20"D



Butterfly Chair

Impressive array of ergonomic features and adjustments give you control over your seating experience. Back includes convenient built-in coat or sweater hanger.

Part No.	Item	Dimensions
34729*	Butterfly Chair	48" - 51"H x 28"W x 24"D



Ergo Ex

Get unmatched comfort and customizability. Full range of ergonomic adjustments with built-in adjustable lumbar support panel.

Part No.	Item	Dimensions
34434*	Ergo Ex Chair	48" - 51"H x 28"W x 24"D



Posture Perfect

Floating lumbar panel provides exceptional comfort and support for your back. Chair features a full range of adjustments.

Part No.	Item	Dimensions
34571*	Posture Perfect Chair	44" - 48"H x 26"W x 21"D



Spine Align

Split floating lumbar panel provides exceptional comfort and support for your back. Chair features a full range of adjustments.

Part No.	Item	Dimensions
34556*	Spine Align Chair	44" - 48"H x 26"W x 21"D



Fly Chair High Back

Simple, stylish, and designed for comfort. Flexible back available in four colors. Contoured seat is padded and upholstered. Features a full range of adjustments.

Part No.	Item	Dimensions
Fly Chair High Back		
34740*	Fly Chair High Back (Black)	47.25" - 50.75"H x 27"W x 27"D
34743*	Fly Chair High Back (Gray)	47.25" - 50.75"H x 27"W x 27"D
34747*	Fly Chair High Back (White)	47.25" - 50.75"H x 27"W x 27"D
34748*	Fly Chair High Back (Red)	47.25" - 50.75"H x 27"W x 27"D



Fly Chair Mid Back

Simple, stylish, and designed for comfort. Flexible back available in two colors. Contoured seat is padded and upholstered. Features a full range of adjustments.

Part No.	Item	Dimensions
Fly Chair Mid Back		
34741*	Fly Chair Mid Back (Black)	37.5" - 41"H x 27"W x 26.5"D
34744*	Fly Chair Mid Back (Gray)	37.5" - 41"H x 27"W x 26.5"D



We've Got Your Back®

in stock

Seatflex® Office Chairs

Bring comfort and flexibility to any environment. Feature elastic banded seat and back that conform to each user's shape. Available in managerial or executive models.

Part No.	Item	Dimensions
Seatflex Office Chairs		
34421*	Seatflex Managerial Chair	40" - 44"H x 20"W x 18.5"D
34422*	Seatflex Executive Chair	46" - 50"H x 20"W x 18.5"D



in stock

Circulation Task Chair

Breathable chair adds unique and modern element to any environment. Perforated pattern on seat and back provide exceptional ventilation. Seat features 16° slope for natural seating position. Optional arms available.

Part No.	Item	Dimensions
Circulation Task Chair		
34552*	Circulation Task Chair	38.5" - 41.5"H x 25"W x 23.75"D
34555*	Circulation Arms (pair)	9.5"H x 11.5"D



in stock

Champ Big & Tall Chair

Supports up to 400 lbs in all day comfort. Optional arms available.

Part No.	Item	Dimensions
Champ Big & Tall Chair		
34730*	Chair	45.5" - 48.5"H x 28"W x 28"D
34677*	Arms	12" - 15"H x 3.75"W x 10.75"D



in stock

Olympus Big & Tall Chair

Supports up to 400 lbs in all day comfort. Optional arms available.

Part No.	Item	Dimensions
Olympus Big & Tall Chair		
34731*	Chair	46" - 50"H x 23"W x 23"D
34677*	Arms	12" - 15"H x 3.75"W x 10.75"D




in stock

Titan Big & Tall Chair

Supports up to 500 lbs in all day comfort. Optional arms available.

Part No.	Item	Dimensions
Titan Big & Tall Chair		
34663*	Chair	39" - 42"H x 23"W x 23"D
34677*	Arms	12" - 15"H x 3.75"W x 10.75"D



Circulation Stacking Chair

Breathable and versatile chair brings style and comfort in a unique package. Chair stacks for easy storage. Optional accessories include casters, tablet arm, and standard arms. Sold in sets of 2 or 4.

Part No.	Item	Dimensions
Circulation Stacking Chair		
34704*	Circulation Stacking Chair (set of 2)	39.5"H x 21.5"W x 21"D
34554*	Circulation Stacking Chair (set of 4)	39.5"H x 21.5"W x 21"D
34555*	Circulation Arms (pair)	9.5"H x 11.5"D
34709*	Circulation Casters (set of 8)	2" diameter
34644*	Circulation Casters (set of 16)	2" diameter
34739*	Circulation Tablet Arm (set of 4)	14"W x 12"D



Nesting Stacking Chair

Versatile chairs nest or stack up to 8 high or deep for easy storage. Padded and upholstered seat folds up. Sold in sets of 2 or 4. Optional arms available.

Part No.	Item	Dimensions
Nesting Stacking Chair		
34473*	Nesting Stacking Chair (set of 2)	31.75"H x 26.5"W x 22.5"D
34475*	Nesting Stacking Arms (2 pairs)	10"H x 10"D



Nesting Tablet Chair

Large tablet arm provides right and left hand writing space. Chairs nest for easy storage. Sold in set of two chairs with two tablet arms. Standard arms available.

Part No.	Item	Dimensions
66625*	Nesting Tablet Chair (set of 2)	31.75"H x 26.5"W x 22.5"D



Nester Chair

Attractive chair nests for easy storage. Ideal for guests, conference rooms, or seminars.

Part No.	Item	Dimensions
34426*	2 Chairs	32.5"H x 24.5"W x 19.25"D



Reflex® Guest Chair

Handsome guest chair with unique spring-back lumbar support panel.

Part No.	Item	Dimensions
Reflex Guest Chair		
34706*	2 Chairs	33.25"H x 19.5"W x 19"D
34428*	4 Chairs	33.25"H x 19.5"W x 19"D
34429*	Dolly	14"H x 20"W x 20"D



Oui Stacking Chair

Attractive and low maintenance chair stacks for easy storage.

Part No.	Item	Dimensions
Oui Stacking Chair Chair		
34718*	2 Chairs	35"H x 22.25"W x 22.5"D
34717	4 Chairs	35"H x 22.25"W x 22.5"D



NEW!

coming soon!

Essential 4-Leg Stacking School Chair

Single piece shell seat made with triple contoured polypropylene for comfort. Handy convenient handle built in. Lightly textured plastic shell features waterfall front edge and lumbar support. Base made with extra heavy 16-gauge steel chrome frame for longer useful life. No exposed rivets on seating surface. Includes nylon glides. Available in three popular seat heights: 14", 16", and 18" in a variety of color options. See updated price guide or web site for full product details!



NEW!

in stock

20"
to
29"

Circulation Stool for Sit/Stand Desks

Seat adjusts in height from 20" to 29"H, making it ideal for today's modern sit-to-stand workstations. Breathable seat and back. Optional arms available.

Part No.	Item	Dimensions
Circulation Stool for Sit/Stand Desks		
34798*	Stool	41.5" - 50.5"H x 26"W x 26"D
34555*	Arms	9.5"H x 11.5"D



Shown with optional arms

in stock

24"
to
31"

Circulation Task Stool

Attractive and modern stool with breathable seat and back. Seat adjusts in height from 24" to 31"H. Optional arms available.

Part No.	Item	Dimensions
Circulation Task Stool		
34643*	Stool	45.5" - 52.5"H x 26"W x 26"D
34555*	Arms	9.5"H x 11.5"D



in stock

22"
to
32"

Trax Stool

Handsome stool with industrial self-skinned urethane seat. Durable and easy to clean. Seat adjusts from 22" to 32"H. Independently adjustable foot rest.

Part No.	Item	Dimensions
34430*	Trax Task Stool	37" - 47"H x 18.5"W x 18.5"D



in stock

28.25"
to
37.25"

Up-Rite Pneumatic Stool

Innovative stool offers just the right support for use with a stand-up workstation. Get the versatility of standing while relieving the stress on your feet. Seat adjusts pneumatically from 28.25" to 37.25"H.

Part No.	Item	Dimensions
34796*		28.25" - 37.25"H x 24"W x 18.5"D



Up-Rite Height Adj. Stool

Designed for use with a stand-up workstation. Get the weight off your feet. Seat adjusts from 25.25" to 33.25"H. Sold in sets of 2.

Part No.	Dimensions
34797	25.25" - 33.25"H x 20"W x 16"D



Comfort Stacking Stool

Durable and ergonomic stool designed with the human body in mind. Low maintenance and modern design. Stack up to 5.

Part No.	Dimensions
34756*	40.35"H x 19.88"W x 23.62"D



Circulation Stacking Stool

Breathable stackable stool is attractive and modern. Optional arms available.

Part No.	Item	Dimensions
Circulation Stacking Stool		
34735*	Stool	50.5"H x 24.75"W x 23.5"D
34555*	Arms	9.5"H x 11.5"D



Oui Stacking Stool

Attractive and low maintenance stool stacks for easy storage.

Part No.	Dimensions
34734*	45"H x 23"W x 23.5"D



Stacking Stool

Handsome stool features sled base design and stacks for easy storage.


Part No.	Dimensions
34716*	43.25"H x 21.5"W x 24"D




Lab Stools

Ideal for science labs. Seat adjusts 18.25" to 29.25"H. Optional back available. In black or gray.

Part No.	Item	Dimensions
Lab Stools		
34419R*	Stool - Gray	18.25" - 29.25"H x 16.25"W x 16.25"D
34441R*	Stool - Black	18.25" - 29.25"H x 16.25"W x 16.25"D
34450*	Back - Gray	6.25"H x 12"W
34451*	Back - Black	6.25"H x 12"W



Electrical options:

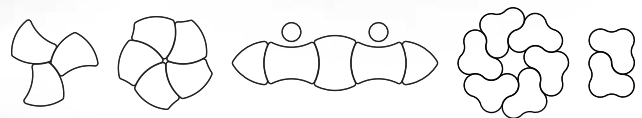


Modular Soft Seating Collection

Lounge seating creates a multitude of spaces for establishing privacy, collaboration or relaxation. Coordinating pieces configure as circular, straight or serpentine arrangements. Top stitched sewing details in upholstery. Durable black vinyl base with graded fabric program, or COM by approval. Table versions with optional integrated electrical USB and 110v outlets. Manufactured in the USA from commercial grade .75" plywood and hardwoods. Tables feature 1" MDF core with standard and custom laminate options. Twelve year limited warranty on seating and five years for table versions. Prop 65 and CAL 117-2013 compliant.

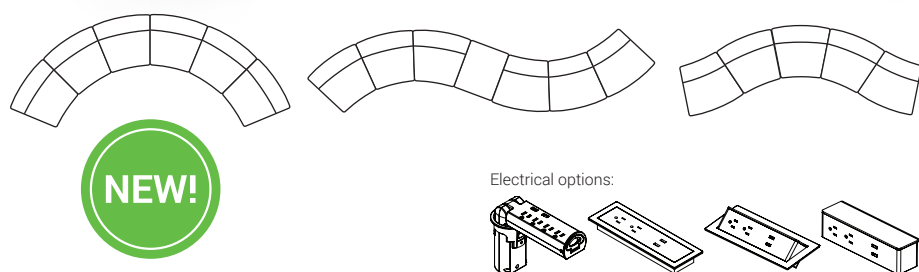


NEW!



Configurable Soft Seating Collection

Lounge seating creates a multitude of spaces for establishing privacy, collaboration or relaxation. Coordinating pieces configure as circular or straight arrangements. Top stitched sewing details in upholstery. Durable black vinyl base with graded fabric program, or COM by approval. Table versions with optional integrated electrical USB and 110v outlets. Manufactured in the USA from commercial grade .75" plywood and hardwoods. Tables feature 1" MDF core with standard and custom laminate options. Twelve year limited warranty on seating and five years for table versions. Prop 65 and CAL 117-2013 compliant.



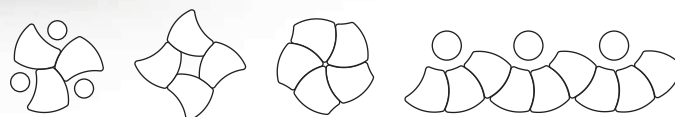
Kids Soft Seating Collection

Kids collection is 33% smaller than standard modular seating. Lounge seating creates a multitude of spaces for establishing privacy, collaboration or relaxation. Coordinating pieces configure as circular, straight or serpentine arrangements. Top stitched sewing details in upholstery. Durable black vinyl base with graded fabric program, or COM by approval. Table versions with optional integrated electrical USB and 110v outlets. Manufactured in the USA from commercial grade .75" plywood and hardwoods. Tables feature 1" MDF core with standard and custom laminate options. Twelve year limited warranty on seating and five years for table versions. Prop 65 and CAL 117-2013 compliant.



Soft Seating Stool

Soft stool seating provides optimum comfort in group configurations. Available in 24" or 30" height. Manufactured in the USA from commercial grade .75" plywood and hardwoods. Graded fabric program or COM offered with approval. Prop 65 and CAL 117-2013 compliant.



Economy Soft Seating Collection

Make a bold statement with the innovative design of the Economy Soft Seating Collection. Quickly reconfigure your space to create endless arrangements and pod sizes. Available in a smaller Shapes Stool, larger Shapes Lounge Seat. Pouf Stool & Ottoman available in two sizes: 12" diameter for younger users and 18" diameter for adults. Upholstered in a durable neutral gray fabric. Frame constructed utilizing construction grade plywood and hardwood for durability and flexibility. High density CAL117-2013 compliant foam provides seating comfort. Nylon cushioned glides on bottom base. Shapes sold individually or in sets of five for easy group arrangements.

Part No.	Item	Dimensions
Economy Soft Seating Collection		
910-001*	Shapes Upholstered Stool	16"H x 19.25"W x 18.5"D
910-5-001*	Shapes Upholstered Stool (set of 5)	16"H x 19.25"W x 18.5"D
920-001*	Shapes Lounge Seat	16"H x 29"W x 27.5"D
920-5-001	Shapes Lounge Seat (set of 5)	16"H x 29"W x 27.5"D
930-001*	Small Pouf Stool & Ottoman	16.5"H x 12"W x 12"D
960-001*	Large Pouf Stool & Ottoman	16.5"H x 18"W x 18"D



Featured Products:

A. HG Wall Mount Workstation.....	11
B. Modular Soft Seating Stool	35
C. Modular Soft Seating	34
D. Patient Magnetic Glass Whiteboard	54

VISUAL COMMUNICATION





ABC Trim / Slim Frame

Frame any .25" writing surface with our traditional and economical ABC Trim/Slim Frame. Aluminum alloy extrusion with a .88" profile is joined with hairline miters. Exposed aluminum trim and fasteners have a satin anodized finish. Top corners are protected with attractive aluminum corner caps. Full length accessory tray is 1" deep and is finished with plastic end caps to eliminate sharp edges.



Aluminum Trim

Frame any surface with our traditional standard aluminum trim. Straight units of aluminum alloy extrusion with a .88" profile are joined with hairline miters. Exposed aluminum trim and fasteners have a satin anodized finish in your choice of silver or black. Comes standard on tackable surfaces. Writing surfaces will feature Deluxe Aluminum Trim unless otherwise specified.



Brio Trim

Designed for use with our new line of surfaces for interactive projectors, Brio Trim brings a fresh appearance to any board.



Deluxe Aluminum Trim

Frame any writing surface with deluxe aluminum trim. Aluminum alloy extrusion with a .88" profile is joined with hairline miters. Exposed aluminum trim and fasteners have a satin anodized finish. Includes full-length 1" tack rail with enclosed end stops and a tackable insert. Standard blade tray is 2.38" deep and features Dura-Safe® rubber end caps. Upgrade to a 2" tack rail and/or an enclosed box tray.





OB Trim

Designed to coordinate modern AV and conference settings, this attractive trim stands on its own in any environment.




Origin™ Trim - Aluminum

Frame any .5" panel with our sophisticated Origin™ Trim. Constructed with a unique blend of colors and materials, the trim features rounded top and bottom in aluminum or solid oak with a 1.13" profile. Side trim in black anodized aluminum has a .69" profile. Trim is joined with smooth plastic corner caps. Writing surfaces include an anodized aluminum accessory tray.



Origin™ Trim - Mahogany

Frame any .5" panel with our sophisticated Origin™ Trim. Constructed with a unique blend of colors and materials, the trim features rounded top and bottom in aluminum or solid oak with a 1.13" profile. Side trim in black anodized aluminum has a .69" profile. Trim is joined with smooth plastic corner caps. Writing surfaces include an anodized aluminum accessory tray.




Origin™ Trim - Medium Oak

Frame any .5" panel with our sophisticated Origin™ Trim. Constructed with a unique blend of colors and materials, the trim features rounded top and bottom in aluminum or solid oak with a 1.13" profile. Side trim in black anodized aluminum has a .69" profile. Trim is joined with smooth plastic corner caps. Writing surfaces include an anodized aluminum accessory tray.



Presidential Trim - Black

Frame any surface with our stylish Presidential Trim. Extruded anodized aluminum lengths with a rounded 1" profile are joined with injection-molded curved plastic corner pieces for an updated and sophisticated board. Exposed aluminum trim and fasteners have a satin anodized finish in your choice of silver or black. Writing surfaces include matching magnetic accessory tray for markers and erasers.




Presidential Trim - Silver

Frame any surface with our stylish Presidential Trim. Extruded anodized aluminum lengths with a rounded 1" profile are joined with injection-molded curved plastic corner pieces for an updated and sophisticated board. Exposed aluminum trim and fasteners have a satin anodized finish in your choice of silver or black. Writing surfaces include matching magnetic accessory tray for markers and erasers.




Smartest Trim

Designed to coordinate with major touchboard brands, Smartest Trim stands on its own in any setting.



Solid Oak Trim - Mahogany

Frame any surface with our traditional solid oak trim. Straight lengths of oak with a 1" profile are joined with a hairline mitered corner for a smooth finish. Oak available in natural or mahogany finish. Also available with a deluxe 1.5" profile. Call for details. Boards with a writing surface include a full length oak accessory tray with rounded corners for safety.



Solid Oak Trim - Natural

Frame any surface with our traditional solid oak trim. Straight lengths of oak with a 1" profile are joined with a hairline mitered corner for a smooth finish. Oak available in natural or mahogany finish. Also available with a deluxe 1.5" profile. Call for details. Boards with a writing surface include a full length oak accessory tray with rounded corners for safety.




Ultra Trim - Black

Frame any .5" surface with our modern and minimalist Ultra Trim. Extruded anodized aluminum lengths with an ultra slim .31" profile feature a hairline miter joint for a clean, almost invisible trim. Exposed aluminum trim and fasteners have a satin anodized finish in your choice of silver or black. Writing surfaces include matching magnetic accessory tray for markers and erasers.




Ultra Trim - Silver

Frame any .5" surface with our modern and minimalist Ultra Trim. Extruded anodized aluminum lengths with an ultra slim .31" profile feature a hairline miter joint for a clean, almost invisible trim. Exposed aluminum trim and fasteners have a satin anodized finish in your choice of silver or black. Writing surfaces include matching magnetic accessory tray for markers and erasers.




1/2" Porcelain Steel

Magnetic porcelain steel provides superior durability, writability and erasability. Reduced surface light distortion reduces eye strain. Precisely balanced enamel ground coat is furnace-fused to 28-gauge steel. Mounted with waterproof resin glue onto a moisture-resistant substrate with a polyester foil backer. Class A fire rated. Environmentally certified board available.




1/4" Porcelain Steel

Magnetic porcelain steel is adhered to a thinner panel for a lighter, more economical surface. Reduced surface light distortion reduces eye strain. Precisely balanced enamel ground coat is furnace-fused to 28-gauge steel. Mounted with waterproof resin glue onto a moisture-resistant substrate with a polyester foil backer. Class A fire rated. Environmentally certified board available.



Evolution Projection

The next generation in projection surfaces. Magnetic matte gray porcelain steel provides exceptional projection clarity, reducing image fade-out. Clean weekly with a wet cloth. Precisely balanced enamel ground coat is furnace-fused to 26-gauge steel. Mounted with waterproof resin glue onto a moisture-resistant substrate with polyester foil backer for a .5" panel thickness.




Projection Plus®

Multi-purpose magnetic porcelain steel surface in matte gray cuts glare by up to 60% over standard whiteboards. Clean with a damp cloth after each use. Precisely balanced enamel ground coat is furnace-fused to 28-gauge steel. Mounted with waterproof resin glue onto a moisture-resistant substrate with a polyester foil backer for a .5" panel thickness.



Porcelain Steel CB

Magnetic porcelain steel chalkboard offers superior color contrast. A fine tooth abrasive makes chalk writing easier. Vitrified porcelain is colorfast and will not fade. Precisely balanced enamel ground coat is furnace-fused to 28-gauge steel. Mounted with waterproof resin glue onto moisture-resistant substrate with a polyester foil backer for a .5" panel thickness.




Dura-Rite®

Dust-free high pressure laminate dry erase surface provides excellent writability and erasability. Resists stains, high temperatures, common household chemicals and detergents. Taber tests show Dura-Rite® lasts up to 125 times as long as common melamine. White HPL is laminated to a moisture-resistant substrate for a .25" panel thickness.




Valu-Rite

Dust-free high pressure laminate chalkboard surface provides excellent writability and erasability. Texture is ideal for use with conventional chalk. Resists stains, high temperatures, common household chemical agents and detergents. Green HPL is laminated to a moisture-resistant substrate for a .25" panel thickness.



Magne-Rite

Specially engineered magnetic PVC-coated steel is designed specifically for dry erase applications. Glossy white surface provides superior writability and erasability with no ghosting. Dust-free, durable, and more economical than other magnetic dry erase surfaces. Steel sheet is permanently adhered to a moisture-resistant substrate for a .25" panel thickness.



TuF-Rite™

Fabric Cork-Plate boards are made with woven 100% polypropylene bonded Cork-Plate (.25" cork on a lightweight substrate) for superior durability, resilience, and tack-holding properties. Non-fraying, abrasion-resistant fabric is treated to inhibit the growth of odor- and stain-causing microbes. Washable fabric is unaffected by most household chemicals. Total .5" panel thickness.



Natural Cork Valu-Tak

Natural Cork Valu-Tak surface provides good resiliency and tack-holding ability at an economical price point. The .06" thick layer of composition cork is made with granulated cork and a polyurethane binder permanently bonded to a lightweight substrate for a total .5" panel thickness. Cork is a naturally renewable resource. Environmentally certified board available.



Sentinel AM™

Sentinel AM™ natural cork surface features an antimicrobial additive to resist odors and stains due to microbes, fungi, mold, mildew, and algae. Visit www.moorecoinc.com for testing details. Provides good resiliency and tack-holding ability. The .06" thick natural cork layer is permanently bonded to a lightweight substrate for a total .5" panel thickness.



Natural Add-Cork

A step up from our entry level cork surface, Natural Add-Cork provides excellent resiliency and tack-holding ability. The .13" thick layer of composition cork is made with granulated cork and a polyurethane binder permanently bonded to a lightweight substrate for a total .5" panel thickness. Cork is a naturally renewable resource. Environmentally certified board available.



Natural Cork-Plate

Our premium natural cork surface, Natural Cork-Plate provides superior resiliency and tack-holding ability. The .25" thick layer of composition cork is made with granulated cork and a polyurethane binder permanently bonded to a lightweight substrate for a total .5" panel thickness. Cork is a naturally renewable resource. Environmentally certified board available.



Splash-Cork

Splash-Cork surface adds a subtle splash of color to any environment. Offers good resiliency and tack-holding properties. The .06" thick cork layer consists of natural cork mixed with a colored binder permanently bonded to a lightweight substrate for a .5" panel thickness. Cork is a naturally renewable resource. Environmentally certified board available.



Colored Cork

Colored Cork is made with all natural and biodegradable Forbo® linoleum, consisting of natural linseed oil, granulated cork, rosin binders, and dry pigments. Self-sanitizing quality inhibits contaminants. Washable, self-healing and reduces light reflection. The .25" thick linoleum layer is laminated to a moisture-resistant substrate for superior resiliency and tack-holding properties.



Vin-Tak

Vin-Tak boards are made with durable fabric-backed vinyl permanently adhered to a lightweight substrate for a total .5" panel thickness. Offers good durability, resilience, and tack-holding ability. Textured vinyl is easy to clean, and is treated to resist the growth of odor- and stain-causing microbes. Available with standard or Pebbles Vinyl. Environmentally certified board available.




Vinyl Add-Cork

Vinyl Add-Cork features a layer of vinyl permanently adhered to Add-Cork (.13" cork on a lightweight substrate) for a total .5" panel thickness. Excellent durability, resilience, and tack-holding ability. Fabric-backed vinyl is easy to clean and treated to resist growth of odor- and stain-causing microbes. Available with standard or Pebbles Vinyl. Environmentally certified board available.




Vinyl Cork-Plate

Vinyl Cork-Plate features a layer of fabric-backed vinyl permanently adhered to Cork-Plate (.25" cork on a moisture resistant substrate) for a total .5" panel thickness. Superior durability, resilience, and tack-holding ability. Easy to clean and treated to resist the growth of odor- and stain-causing microbes. Available with standard or Pebbles Vinyl. Environmentally certified board available.



Rubber-Tak®

Made with recycled rubber for superior self-healing qualities, Rubber-Tak® is sound- and shock-absorbent, easy to clean, resists moisture, chemicals, stains, fading, mold, and mildew. Made from a .06" layer of rubber bonded to a lightweight substrate for a total .5" panel thickness. Provides superior durability, resilience, and tack-holding properties. Environmentally certified board available.



ReTire

Colorful ReTire is made with 100% recycled rubber (90% post-consumer and 10% post-industrial). Rubber is sound- and shock-absorbent, easy to clean, resists moisture, chemicals, stains, fading, mold, and mildew. Made from a .06" layer of rubber bonded to a lightweight substrate for a total .5" panel thickness. Environmentally certified board available.



Fab-Tak

Fab-Tak boards are made with woven 100% polypropylene bonded to a lightweight substrate for good durability, resilience, and tack-holding properties. Non-fraying, abrasion-resistant fabric is treated to inhibit the growth of odor- and stain-causing microbes. Washable fabric is unaffected by most household chemicals. Total .5" panel thickness.



Fabric Add-Cork


Fabric Add-Cork boards are made with woven 100% polypropylene bonded to Add-Cork (.13" cork on a lightweight substrate) for excellent durability, resilience, and tack-holding properties. Non-fraying, abrasion-resistant fabric is treated to inhibit the growth of odor- and stain-causing microbes. Washable fabric is unaffected by most household chemicals. Total .5" panel thickness.




Fabric Cork-Plate

Fabric Cork-Plate boards are made with woven 100% polypropylene bonded Cork-Plate (.25" cork on a lightweight substrate) for superior durability, resilience, and tack-holding properties. Non-fraying, abrasion-resistant fabric is treated to inhibit the growth of odor- and stain-causing microbes. Washable fabric is unaffected by most household chemicals. Total .5" panel thickness.

Porcelain Steel Collection




25 - Off White



52 - Projection Gray



20 - Chalkboard Green



23 - Chalkboard Black



22 - Chalkboard Slate

Natural & Splash-Cork Collection



01 - Natural Cork



90 - Black Splash-Cork



92 - Blue Splash-Cork



93 - Red Splash-Cork




94 - Green Splash-Cork

Colored Cork Collection




03 - Tan




07 - Ash



12 - Granite



15 - Stone




18 - Buff



19 - Slate



Almond*



Blueberry*



Brown Rice*



Cinnamon*



Duck Egg*



Lettuce*




Mist*



Mushroom*




Nutmeg*



Onyx*



Oyster*



Pineapple*



Poppy Seed*



Salsa*



Tangerine*

Pebbles Vinyl Collection



66 - Cream




67 - Light Quarry



70 - Country Stone

Standard Vinyl Collection



40 - Yellow Bouquet




41 - Champagne




42 - Burgundy Wine



44 - Gray



45 - Antique White



46 - Cotton




47 - Pacific Blue




54 - Powder Blue




56 - Platinum



57 - Natural



74 - Pelican



77 - Sterling

Fabric Collection



33 - Nutmeg



35 - Indigo



36 - Granite




58 - Crimson
(while supplies last)


Rubber Collection




95 - Tan Rubber-Tak




96 - Black Rubber-Tak




97 - Blue Rubber-Tak



99 - Red Rubber-Tak



104 - Green Rubber-Tak



105 - ReTire Rubber



Shown mounted on the iTeach® Electric IWB Wall Mount, p. 89

50 Year Limited Warranty

Get accessories on p. 105!



Projection Whiteboard - Polyvision® e3™ CeramicSteel duo Surface

Designed to meet the demands of today's students and workers, the Projection Whiteboard with Polyvision® e3™ CeramicSteel duo Surface is engineered with exceptional projection and writing capabilities, and encourages interactive learning and collaboration. Strict flatness tolerances allow the board to support new technology such as infrared frames, interactive projectors, and camera-based solutions. Low glare porcelain steel is ideal for spaces that are exposed to excessive ambient light, and reduces glare from both long and short throw projectors. Fifty year limited warranty.

Part No.	Description	Dimensions
Projection Whiteboard - Duo Surface		
DU04X63	4:3 aspect ratio, 79" diagonal	48"H x 63"W
DU04X84	16:9 aspect ratio, 96" diagonal	48"H x 84"W



Shown with the HG Wall Mount Projector Arm, p. 96

50 Year Limited Warranty

Get accessories on p. 105!

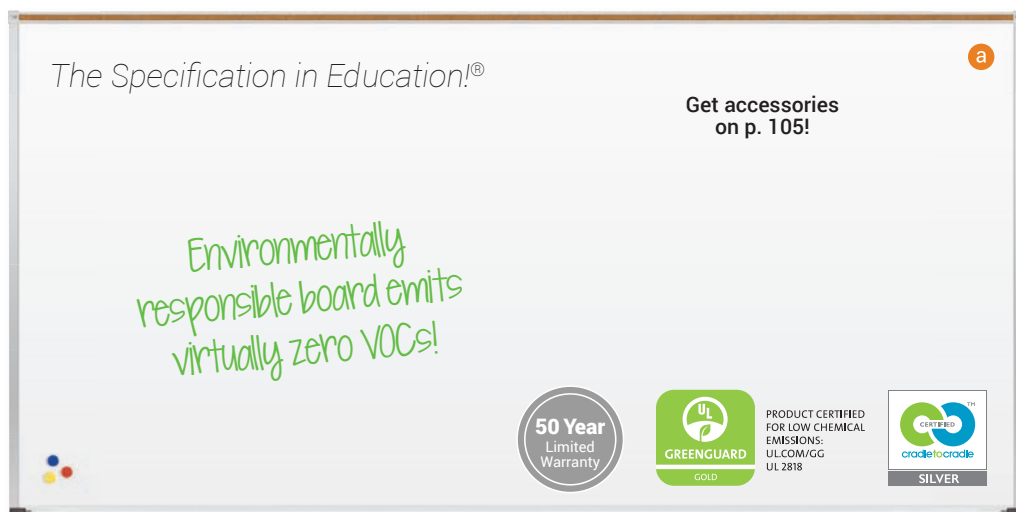


Interactive Projector Board

Get the ultimate multifunction board. Wide screen dimensions support the most popular sizes of projected images at 86", 107" and 113" diagonals. The special construction of the board provides the flatness required for the best performance of your interactive projector with a flatness guarantee <2mm across the board surface. This flatness assurance also allows the board to be used on mobile carts as well as wall mounting. Available in off white or gray. Ideal for spaces that are exposed to ambient light. Fifty year limited warranty.

Part No.	Description	Dimensions
Interactive Projector Board		
2G2KG-25	Standard Gloss White	4'H x 6'W
2G2KH-25	Standard Gloss White	4'H x 8'W
2G2KJ-25	Standard Gloss White	5'H x 8'W
2G2KG-26	Low Gloss White	4'H x 6'W
2G2KH-26	Low Gloss White	4'H x 8'W
2G2KJ-26	Low Gloss White	5'H x 8'W
4G4KG-52	Projection Matte Gray	4'H x 6'W
4G4KH-52	Projection Matte Gray	4'H x 8'W
4G4KJ-52	Projection Matte Gray	5'H x 8'W





Green-Rite® Whiteboard

Environmentally responsible, virtually indestructible magnetic porcelain steel dry erase surface. Provides superior writability, erasability, and color contrast with markers. Cradle to Cradle Certified™ Silver, and has achieved GREENGUARD GOLD Certification. Fifty year limited warranty.

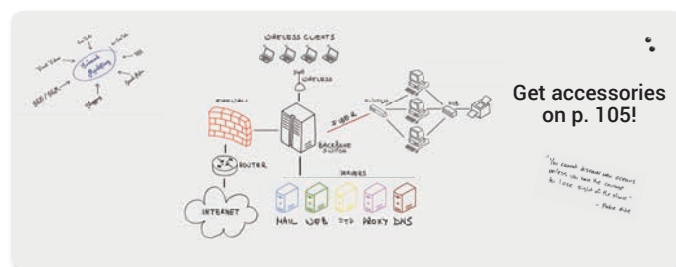
Part No.	Dimensions	Part No.	Dimensions	Part No.	Dimensions
A. Green-Rite Whiteboard - Deluxe Aluminum Trim		B. Green-Rite Whiteboard - Presidential Trim (Black)		C. Green-Rite Whiteboard - Presidential Trim (Silver)	
E2H2AA*	1.5'H x 2'W	E2H2PA-T1*	1.5'H x 2'W	E2H2PA*	1.5'H x 2'W
E2H2AB*	2'H x 3'W	E2H2PB-T1*	2'H x 3'W	E2H2PB*	2'H x 3'W
E2H2AC**	3'H x 4'W	E2H2PC-T1**	3'H x 4'W	E2H2PC**	3'H x 4'W
E2H2AD	4'H x 4'W	E2H2PD-T1	4'H x 4'W	E2H2PD	4'H x 4'W
E2H2AG	4'H x 6'W	E2H2PG-T1	4'H x 6'W	E2H2PG	4'H x 6'W
E2H2AH	4'H x 8'W	E2H2PH-T1	4'H x 8'W	E2H2PH	4'H x 8'W



Sharewall®

Flexible aluminized steel allows endless mounting options. Trims also available. Magnetic and available in gloss white or projection gray. Available to order in three or more pieces.


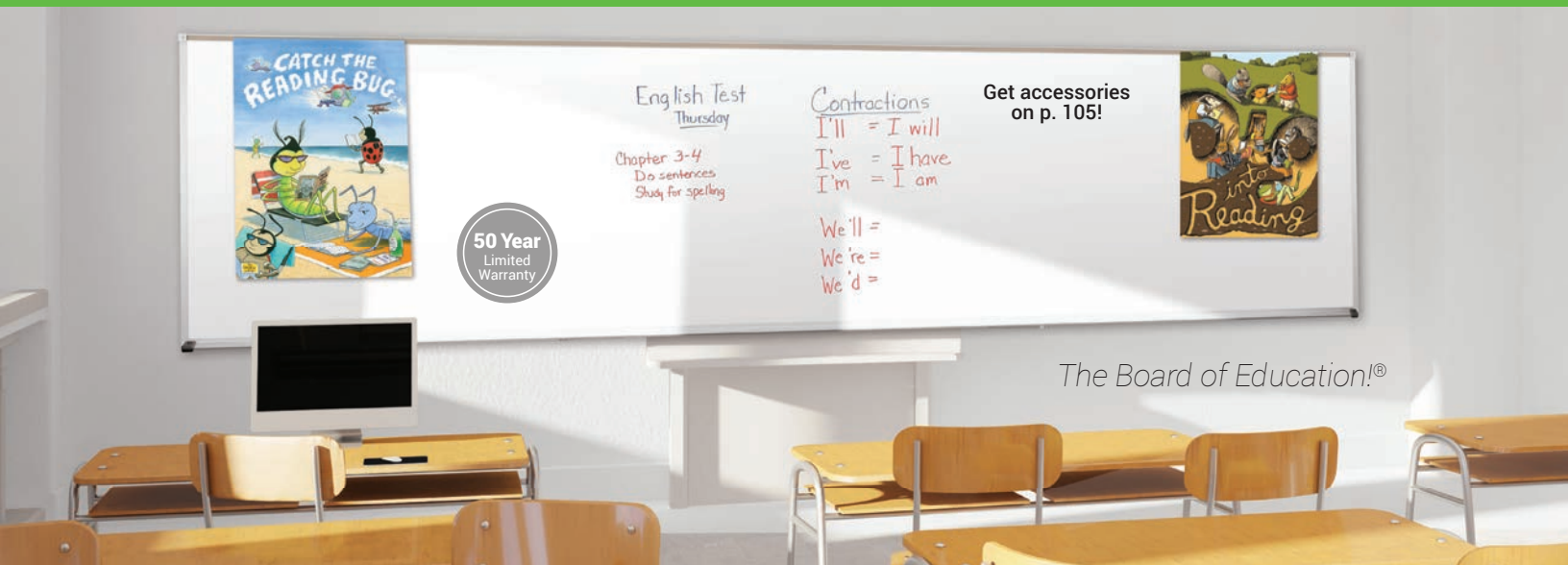
Part No.	Description	Dimensions
Sharewall		
2E8JX-25	Gloss White	per linear ft (4'H)
4E8JX-52	Projection Gray	per linear ft (4'H)
Sharewall Trim Options		
208TX-HR	Half Round (Silver)	per linear foot
208T-HRE	Half Round End Caps (Silver)	per pair
208TX-BV	Beveled (Silver)	per linear foot
208T-BVE	Beveled End Caps (Silver)	per pair
208TX-BVBK	Beveled (Black)	per linear foot
208T-BVEBK	Beveled End Caps (Black)	per pair
208TX-HRT	Tray (Silver)	per linear foot
208T-HRTE	Tray End Caps (Silver)	per pair



Elemental

Precut panels of flexible aluminized steel allow endless mounting options, including curved surfaces. Magnetic and available in gloss white or projection gray.

Part No.	Description	Dimensions
Elemental - Gloss White		
208JA-25*	Gloss White	1.5'H x 2'W
208JB-25*	Gloss White	2'H x 3'W
208JC-25*	Gloss White	3'H x 4'W
208JD-25*	Gloss White	4'H x 4'W
208JG-25*	Gloss White	4'H x 6'W
208JH-25*	Gloss White	4'H x 8'W
Elemental - Projection Gray		
408JA-52*	Projection Gray	1.5'H x 2'W
408JB-52*	Projection Gray	2'H x 3'W
408JC-52*	Projection Gray	3'H x 4'W
408JD-52*	Projection Gray	4'H x 4'W
408JG-52*	Projection Gray	4'H x 6'W
408JH-52*	Projection Gray	4'H x 8'W



Porcelain Steel Whiteboard

Magnetic porcelain steel whiteboards are engineered for superior color contrast with dry erase markers. Standard gloss dry erase surface provides superior writability and erasability with no ghosting. Reduced surface light distortion enhances visibility to provide optimum eye comfort. Not all sizes and finishes are listed below. Call for more information!

Part No.	Dimensions
A. Porcelain Steel Whiteboard - ABC Trim	
2H2NB*	2'H x 3'W
2H2NC**	3'H x 4'W
2H2ND	4'H x 4'W
2H2NG	4'H x 6'W
2H2NH	4'H x 8'W
B. Porcelain Steel Whiteboard - ABC Trim + Map Rail	
2H2NB-M*	2'H x 3'W
2H2NC-M**	3'H x 4'W
2H2ND-M	4'H x 4'W
2H2NG-M	4'H x 6'W
2H2NH-M	4'H x 8'W
C. Porcelain Steel Whiteboard - Deluxe Aluminum Trim	
202AB*	2'H x 3'W
202AC**	3'H x 4'W
202AD	4'H x 4'W
202AG	4'H x 6'W
202AH	4'H x 8'W
D. Porcelain Steel Whiteboard - Solid Oak Trim (Natural)	
202WB*	2'H x 3'W
202WC**	3'H x 4'W
202WD	4'H x 4'W
202WG	4'H x 6'W
202WH	4'H x 8'W

Part No.	Dimensions
E. Porcelain Steel Whiteboard - Presidential Trim (Silver)	
2H2PB*	2'H x 3'W
2H2PC**	3'H x 4'W
2H2PD	4'H x 4'W
2H2PG	4'H x 6'W
2H2PH	4'H x 8'W
F. Porcelain Steel Whiteboard - Presidential Trim (Black)	
E2H2PB-T1*	2'H x 3'W
E2H2PC-T1**	3'H x 4'W
E2H2PD-T1	4'H x 4'W
E2H2PG-T1	4'H x 6'W
E2H2PH-T1	4'H x 8'W
G. Porcelain Steel Whiteboard - Ultra Trim (Silver)	
2029B*	2'H x 3'W
2029C**	3'H x 4'W
2029D	4'H x 4'W
2029G	4'H x 6'W
2029H	4'H x 8'W
H. Porcelain Steel Whiteboard - Ultra Trim (Black)	
2028B*	2'H x 3'W
2028C**	3'H x 4'W
2028D	4'H x 4'W
2028G	4'H x 6'W
2028H	4'H x 8'W

Part No.	Dimensions
I. Porcelain Steel Whiteboard - Origin Trim (Aluminum)	
2020B-01*	2'H x 3'W
2020C-01**	3'H x 4'W
2020D-01	4'H x 4'W
2020G-01	4'H x 6'W
2020H-01	4'H x 8'W
J. Porcelain Steel Whiteboard - Origin Trim (Med. Oak)	
2020B-02*	2'H x 3'W
2020C-02**	3'H x 4'W
2020D-02	4'H x 4'W
2020G-02	4'H x 6'W
2020H-02	4'H x 8'W
K. Porcelain Steel Whiteboard - Origin Trim (Mahogany)	
2020B-03*	2'H x 3'W
2020C-03**	3'H x 4'W
2020D-03	4'H x 4'W
2020G-03	4'H x 6'W
2020H-03	4'H x 8'W

More sizes and finishes available!
 Visit our website for a more complete product listing:
www.moorecoinc.com



Dura-Rite® Whiteboard

Dura-Rite® HPL provides a wear-resistant and dust-free surface with smooth writability and erasability. Taber tests show Dura-Rite® lasts up to 125 times as long as standard melamine. Not all sizes and finishes are listed below. Call for more information.

Part No.	Dimensions
K. Dura-Rite Whiteboard - ABC Trim	
212NB*	2'H x 3'W
212NC**	3'H x 4'W
212ND	4'H x 4'W
212NG	4'H x 6'W
212NH	4'H x 8'W
L. Dura-Rite Whiteboard - Deluxe Aluminum Trim	
212AB*	2'H x 3'W
212AC**	3'H x 4'W
212AD	4'H x 4'W
212AG	4'H x 6'W
212AH	4'H x 8'W

Part No.	Dimensions
M. Dura-Rite Whiteboard - Solid Oak Trim (Natural)	
212WB*	2'H x 3'W
212WC**	3'H x 4'W
212WD	4'H x 4'W
212WG	4'H x 6'W
212WH	4'H x 8'W
N. Dura-Rite Whiteboard - Solid Oak Trim (Mahogany)	
M212WB*	2'H x 3'W
M212WC**	3'H x 4'W
M212WD	4'H x 4'W
M212WG	4'H x 6'W
M212WH	4'H x 8'W

Part No.	Dimensions
O. Dura-Rite Whiteboard - Presidential Trim (Silver)	
212PB*	2'H x 3'W
212PC**	3'H x 4'W
212PD	4'H x 4'W
212PG	4'H x 6'W
212PH	4'H x 8'W
P. Dura-Rite Whiteboard - Presidential Trim (Black)	
212PB-T1*	2'H x 3'W
212PC-T1**	3'H x 4'W
212PD-T1	4'H x 4'W
212PG-T1	4'H x 6'W
212PH-T1	4'H x 8'W





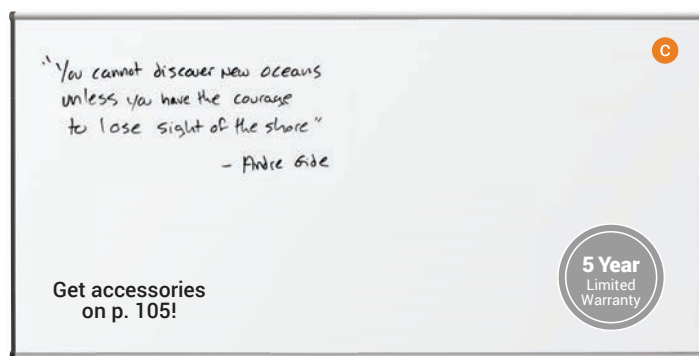
Magne-Rite Whiteboard

Magne-Rite boards feature a magnetic dry erase surface made with PVC-coated steel, specially engineered for exceptionally smooth writability. Glossy surface erases cleanly with no ghosting and provides excellent color contrast with markers. Not all sizes and finishes are listed below. Call for more information.

Part No.	Dimensions
Q. Magne-Rite Whiteboard - ABC Trim	
219NB*	2'H x 3'W
219NC**	3'H x 4'W
219ND	4'H x 4'W
219NG	4'H x 6'W
219NH	4'H x 8'W
R. Magne-Rite Whiteboard - Deluxe Aluminum Trim	
219AB*	2'H x 3'W
219AC**	3'H x 4'W
219AD	4'H x 4'W
219AG	4'H x 6'W
219AH	4'H x 8'W



Part No.	Dimensions
S. Magne-Rite Whiteboard - Presidential Trim (Silver)	
219PB*	2'H x 3'W
219PC**	3'H x 4'W
219PD	4'H x 4'W
219PG	4'H x 6'W
219PH	4'H x 8'W
T. Magne-Rite Whiteboard - Presidential Trim (Black)	
219PB-T1*	2'H x 3'W
219PC-T1**	3'H x 4'W
219PD-T1	4'H x 4'W
219PG-T1	4'H x 6'W
219PH-T1	4'H x 8'W



TuF-Rite™ Whiteboard

TuF-Rite™ dry erase whiteboard surface provides a vast improvement over standard economy melamine boards. Thermal fuse technology improves erasability and lasts up to three times as long. Not all sizes and finishes are listed below. Call for ordering information.

Part No.	Dimensions
A. TuF-Rite Whiteboard - ABC Trim	
2H1NB*	2'H x 3'W
2H1NC**	3'H x 4'W
2H1ND	4'H x 4'W
2H1NG	4'H x 6'W
2H1NH	4'H x 8'W

Part No.	Dimensions
B. TuF-Rite Whiteboard - ABC Trim + Map Rail	
2H1AB*	2'H x 3'W
2H1AC**	3'H x 4'W
2H1AD	4'H x 4'W
2H1AG	4'H x 6'W
2H1AH	4'H x 8'W

Part No.	Dimensions
C. TuF-Rite Whiteboard - Origin Trim (Aluminum)	
2210B-01*	2'H x 3'W
2210C-01**	3'H x 4'W
2210D-01	4'H x 4'W
2210G-01	4'H x 6'W
2210H-01	4'H x 8'W




Best-Bite® Whiteboards

Featuring a concealed Best-Bite® tackless paper holder along the top length of trim, these innovative boards allow you to display notes, posters, artwork, etc. without damaging holes or needing magnets. Simply push your paper up to mount and lift out to remove. Featured with Dura-Rite® surface. TuF-Rite™ surface also available. Not all sizes and finishes are listed below. Call for ordering information.

Part No.	Dimensions
D. ABC Bite Board - Dura-Rite Surface	
212NB-BT*	2'H x 3'W
212NC-BT**	3'H x 4'W
212ND-BT	4'H x 4'W
212NG-BT	4'H x 6'W
212NH-BT	4'H x 8'W

Part No.	Dimensions
E. Presidential Bite Board - Dura-Rite Surface	
212PB-BT*	2'H x 3'W
212PC-BT**	3'H x 4'W
212PD-BT	4'H x 4'W
212PG-BT	4'H x 6'W
212PH-BT	4'H x 8'W

Part No.	Dimensions
F. Ultra Bite Board - Dura-Rite Surface	
2129B-BT*	2'H x 3'W
2129C-BT**	3'H x 4'W
2129D-BT	4'H x 4'W
2129G-BT	4'H x 6'W
2129H-BT	4'H x 8'W



Get accessories on p. 105!

Graphic Whiteboards

Graphic Boards feature useful and versatile screen print graphics. Low gloss porcelain dry erase whiteboard provides superior writability and erasability with no ghosting. Reduced surface light distortion enhances visibility to provide optimum eye comfort. Permanently laminated to a light weight substrate for stability and durability. Available with music lines, horizontal lines, or coordinate lines. Anodized aluminum trim has a .88" profile with hairline mitered corners. Boards (except 604) include a full-length tackable map rail with a tackable insert, and a full-length accessory tray with rubber Dura-Safe® end caps. TAA compliant. Made in the USA. Fifty year limited warranty on porcelain steel surface.

Part No.	Item	Dimensions
Graphic Boards		
202AG-S1	Music Lines Board	4'H x 6'W
202AH-S1	Music Lines Board	4'H x 8'W
202AK-S1	Music Lines Board	4'H x 10'W
202AH-S3	Horizontal Line Board	4'H x 8'W
604	Coordinate Board	4'H x 4'W



Evolution Projection Board

Matte gray porcelain steel finish provides projection sharpness and clarity. Intended to be used as a projection surface for everyday presentation and media viewing. Requires weekly cleaning with a damp cloth. Some ghosting may occur. If using an interactive projector, we suggest our Interactive Projector Board (p. 44).

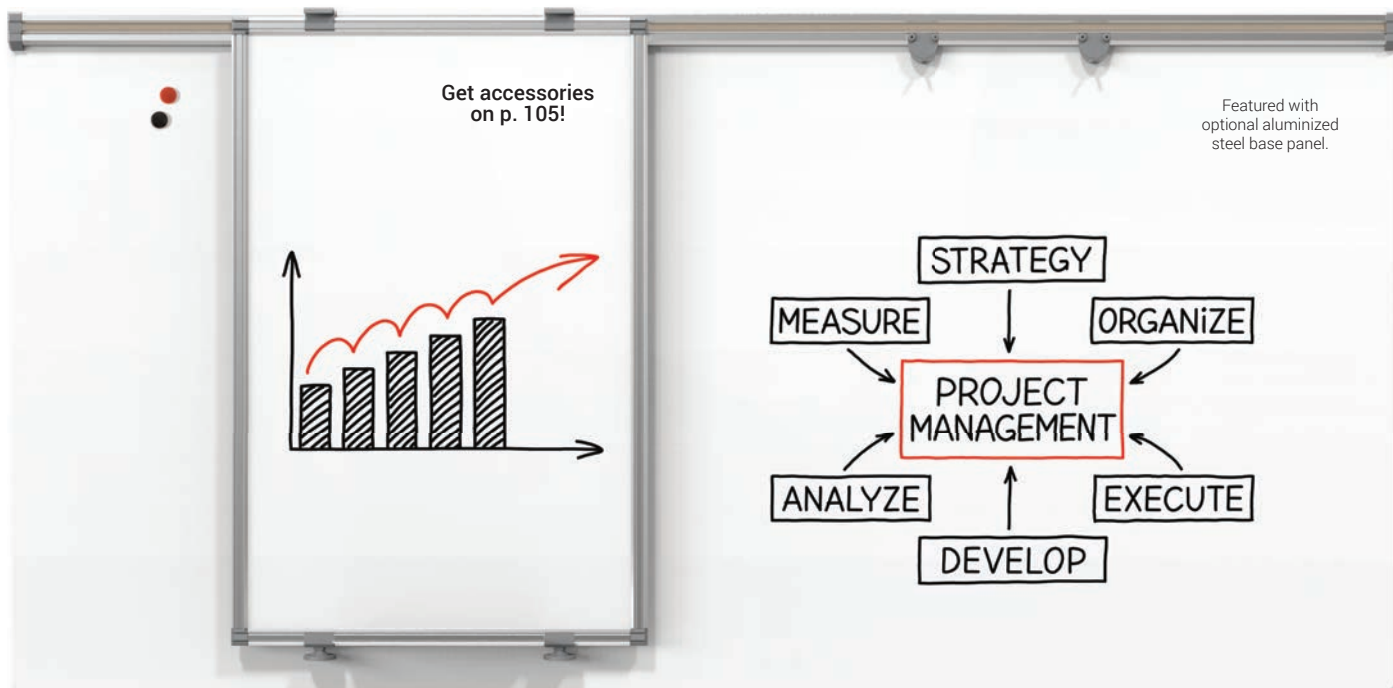
Part No.	Dimensions	Part No.	Dimensions
Evolution Board - Deluxe Aluminum Trim		Evolution Board - Pres. Trim (Silver)	
404AB-52*	2'H x 3'W	404PB-52*	2'H x 3'W
404AC-52**	3'H x 4'W	404PC-52**	3'H x 4'W
404AD-52	4'H x 4'W	404PD-52	4'H x 4'W
404AG-52	4'H x 6'W	404PG-52	4'H x 6'W
404AH-52	4'H x 8'W	404PH-52	4'H x 8'W



Projection Plus® Board

Surface cuts glare by 60% over standard boards. Surface intended for everyday presentation and media viewing purposes. Requires cleaning with a damp cloth. Some ghosting may occur. Also available in a 5' board height up to 12' long. If using an interactive projector, we suggest our Interactive Projector Board (p. 44).


Part No.	Dimensions	Part No.	Dimensions
Projection Plus Board - Dx Aluminum Trim		Projection Plus Board - Pres. Trim (Silver)	
204AD	4'H x 4'W	204PD	4'H x 4'W
204AG	4'H x 6'W	204PG	4'H x 6'W
204AH	4'H x 8'W	204PH	4'H x 8'W



Whiteboard Track System

Keep your workspace or classroom on track with an intuitive and flexible whiteboard track system. Available in 6' and 8' lengths with one removable double-sided sliding porcelain whiteboard panel. Add the aluminized steel wall panel beneath for the ultimate system. Flip charts complete the system. Optional additional sliding panels available.

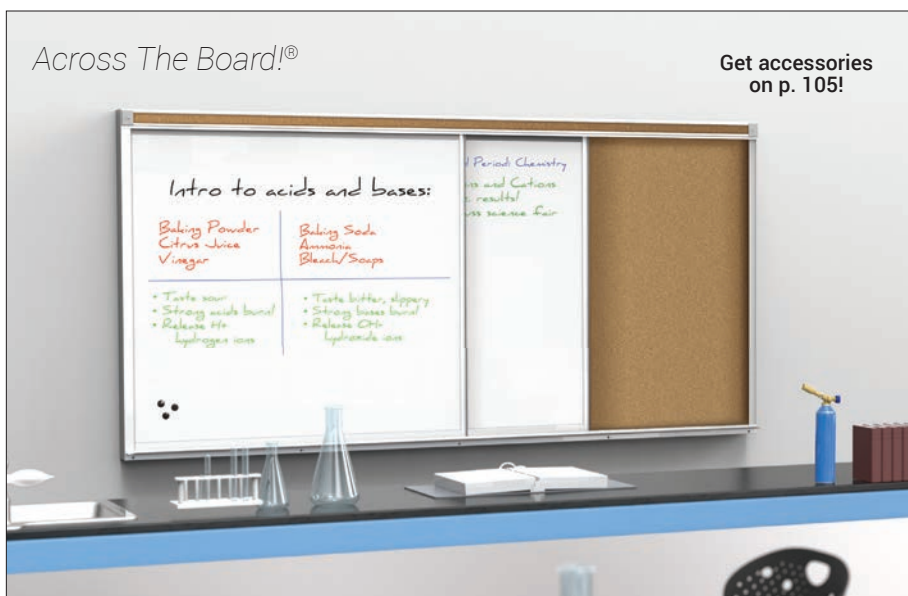
Part No.	Item	Dimensions
Whiteboard Track System		
62850*	6' Track + Sliding Panel	43.5"H x 72"W
62852**	8' Track + Sliding Panel	43.5"H x 96"W
62851*	6' Track + Sliding Panel + Base Panel	48"H x 72"W
62853**	8' Track + Sliding Panel + Base Panel	48"H x 96"W
62712*	Removable Sliding Panel	43.5"H x 31"W



Vertical Sliding Boards

Create maximum workspace with functional panels that slide vertically, saving time and effort, and allowing you to control your lesson with increased flexibility. Available in floor or wall mount units, either surface or recess mounted. Floor mount unit includes kick panel with a .5" light weight substrate available in a variety of finish materials.

Part No.	Dimensions
Vertical Sliding Board - Floor Mount	
CALL	10'H x 8'W
CALL	10'H x 10'W
CALL	10'H x 12'W
Vertical Sliding Board - Wall Mount	
CALL	8'H x 8'W
CALL	8'H x 10'W
CALL	8'H x 12'W




Across The Board!®

Get accessories
on p. 105!

Horizontal Sliding Boards

Save valuable wall space and add functional board surface. Customizable boards feature panels that slide on a smooth track system. Lightweight core material and precise alignment of the tracks ensure easy operation. Choose from two-, three-, or four-track systems. Panels are 4'H and from 6' to 20'W. Available with porcelain steel markerboard or chalkboard, or any tackable surface. Framed with heavy gauge anodized aluminum tubing. Map rail and accessory tray included.



Part No.	Description	Dimensions
Horizontal Sliding Board		
822HH	2-Track / 2-Panel	4'H x 8'W
822HM	2-Track / 2-Panel	4'H x 12'W
824HM	4-Track / 4-Panel	4'H x 12'W



Get accessories
on p. 105!

Adjustable Modular Boards

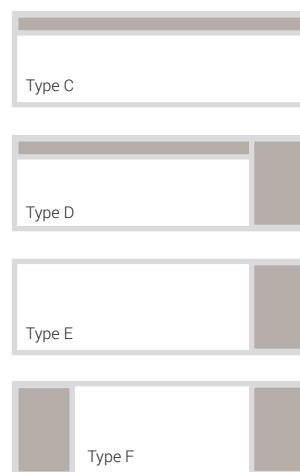
Adjustable Modular Boards let you to mix and match different surfaces to fit your needs. Available in dry erase markerboard, chalkboard, or tackboard surfaces. Panels are 4'H and either 4' or 8' wide and fit into brackets that attach to 6'H standards. Panels are height adjustable in 2" increments. Writing surfaces include a tackable map rail and tray with rubber end caps. Call for ordering information.



Combination Boards

Combine porcelain steel markerboard and natural cork tackboard into one durable and versatile unit. Ideal for any classroom environment. All-in-one boards feature anodized aluminum trim with full-length tackable map rail and full-length accessory tray with rubber end caps. Available in a variety of sizes and panel configurations to fit your needs. Fifty year limited warranty on porcelain steel. Ten year limited warranty on tackboard. Other sizes and combinations not shown.

Part No.	Overall Dimensions	Whiteboard Dimensions	Tackboard Dimensions
Combination Board - Type F			
406-70-PM-X2	4'H x 6'W	4'H x 2'W	4'H x 2'W
408-70-PM-X2	4'H x 8'W	4'H x 4'W	4'H x 2'W
410-70-PM-X2	4'H x 10'W	4'H x 6'W	4'H x 2'W
412-70-PM-X2	4'H x 12'W	4'H x 8'W	4'H x 2'W
416-70-PM-X2	4'H x 16'W	4'H x 8'W	4'H x 4'W
Combination Board - Type H			
406-90-PM-X2	4'H x 6'W	3'H x 2'W	4'H x 2'W
408-90-PM-X2	4'H x 8'W	3'H x 4'W	4'H x 2'W
410-90-PM-X2	4'H x 10'W	3'H x 6'W	4'H x 2'W
412-90-PM-X2	4'H x 12'W	3'H x 8'W	4'H x 2'W
416-90-PM-X2	4'H x 16'W	3'H x 8'W	4'H x 4'W



Combo-Rite Boards

Combine whiteboard and tackboard into one attractive and modular unit. Ideal for classrooms, the surfaces can be changed or replaced when worn or damaged, saving time and money. Anodized aluminum trim features easy to use H-channels to attach panels together, also enabling easy disassembly for panel replacement. Writing surfaces include a full length map rail and accessory tray with rubber end caps. Fifty year limited warranty on porcelain steel. Ten year limited warranty on tackboard. Other sizes and combinations not shown.

Part No.	Overall Dimensions	Whiteboard Dimensions	Tackboard Dimensions
Combo-Rite Board - Type D			
506-4C-PM-X2	5'H x 6'W	4'H x 4'W	5'H x 2'W
508-4C-PM-X2	5'H x 8'W	4'H x 6'W	5'H x 2'W
510-4C-PM-X2	5'H x 10'W	4'H x 8'W	5'H x 2'W
512-4C-PM-X2	5'H x 12'W	4'H x 8'W	5'H x 4'W
516-4C-PM-X2	5'H x 16'W	4'H x 12'W	5'H x 4'W
Combo-Rite Board - Type E			
406-6C-PM-X2	4'H x 6'W	4'H x 4'W	4'H x 2'W
408-6C-PM-X2	4'H x 8'W	4'H x 6'W	4'H x 2'W
410-6C-PM-X2	4'H x 10'W	4'H x 6'W	4'H x 4'W
412-6C-PM-X2	4'H x 12'W	4'H x 8'W	4'H x 4'W
416-6C-PM-X2	4'H x 16'W	4'H x 12'W	4'H x 4'W



OB Companion

Designed to streamline modern AV settings. Made with smooth anodized aluminum joined with rounded plastic corners. Available with a variety of surface options. Call for details.

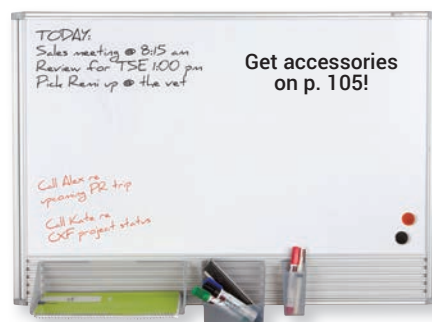
Part No.	Dimensions
OB Companion - Porcelain Steel	
2027D	4'H x 4'W
2027G	4'H x 6'W
2027H	4'H x 8'W



Smartest Companion

Designed to match the trim of modern touch boards. Made with anodized aluminum joined with plastic corner pieces. Available with a variety of surface options. Call for details.

Part No.	Dimensions
Smartest Companion - Porcelain Steel	
202QD	4'H x 4'W
202QG	4'H x 6'W
202QH	4'H x 8'W



Hang Up Board

The compact, versatile Hang Up Board is the ideal accessory board for cubicles and other personal work spaces. Durable dry erase whiteboard surface doubles as a magnetic bulletin board. Features stylish anodized aluminum trim with a slot panel designed to hold optional accessory trays, keeping pens, papers, and other work necessities close at hand. Hang over a cubicle wall with optional cubicle board hangers.

Part No.	Dimensions
Hang Up Board	
661AA*	1.5'H x 2'W
661AB*	2'H x 3'W
Optional Accessories	
661PT*	Set of 3 trays - assorted sizes
56389*	Cubicle Board Hangers



Framed Magnetic Glass Dry Erase Whiteboard

Update your classroom with a functional and contemporary image. Framed magnetic glass boards provide the best of a quality whiteboard while eliminating exposed edges. Available in gloss white or gloss black. Tempered safety glass ideal for use in any environment. Easily cleans without ghosting. Accepts rare earth magnets. Anodized aluminum frame is specially designed with vinyl glazing to not come into contact with the glass surface. Includes full length accessory tray with rubber end caps, and a full length map rail with a tackable insert.

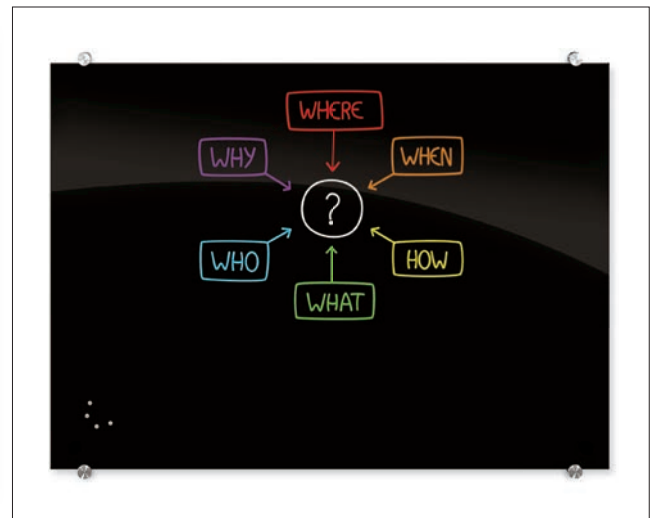
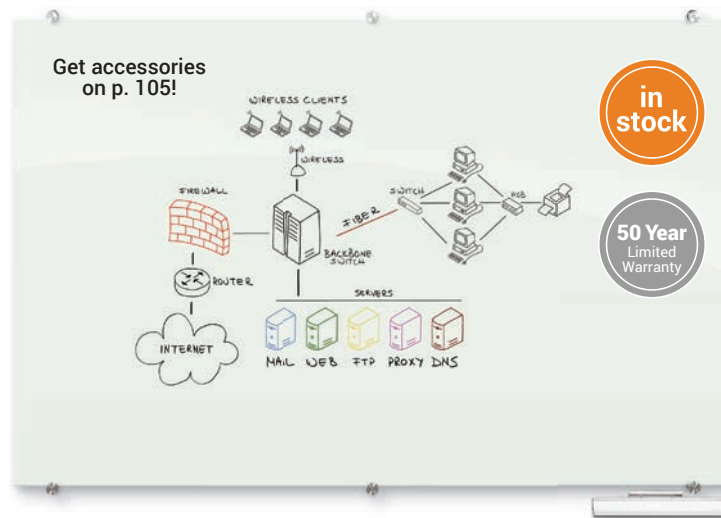
Part No.	Item	Dimensions
Framed Magnetic Glass Dry Erase Whiteboard		
14800	Gloss White	3'H x 4'W
14801	Gloss White	4'H x 6'W
14802	Gloss White	4'H x 8'W
14803	Gloss Black	3'H x 4'W
14804	Gloss Black	4'H x 6'W
14805	Gloss Black	4'H x 8'W



Luxe Glass™ Magnetic Whiteboard

The ultimate distinction in glass whiteboards, the Luxe Glass™ Magnetic Whiteboard takes your wall to the next level. With a surface featuring Corning® Gorilla® Glass technology, you can now have the best of ultra-thin glass, smooth dry erase writing surface, unmatched durability, and modern style. Sized for modern spaces in 42\", 60\" and 78\" diagonal. Other sizes and custom options available upon request.

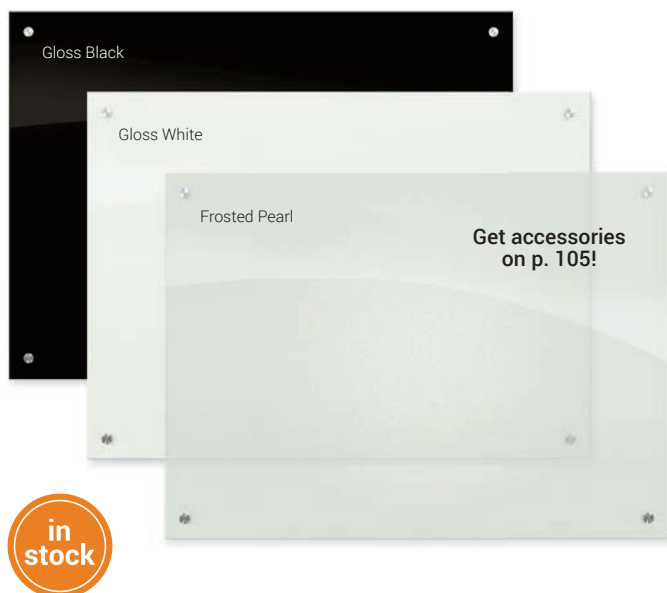
Part No.	Description	Dimensions
Luxe Glass Magnetic Whiteboard		
84181*	42\" Diagonal	20\"H x 36\"W
84182	60\" Diagonal	31.69\"H x 52.52\"W
84183	78\" Diagonal	41.54\"H x 67.32\"W



Visionary® Magnetic Glass Whiteboard

Modernize your space with a functional and contemporary image. Visionary® magnetic glass boards provide the best of a quality whiteboard with smart style. Borderless and seamless, in glossy white or glossy black. Tempered safety glass ideal for use in any environment. Compatible with any dry/wet-erase marker, grease pen, etc. Easily cleans without ghosting or staining. Accepts rare earth magnets. Simple and sturdy mounting devices are padded to protect surface. Includes aluminum accessory tray, set of magnets, markers, and eraser. Optional glass accessory tray available separately.

Part No.	Description	Dimensions
Visionary Magnetic Glass Dry Erase Whiteboard		
83842*	Gloss White	1.5'H x 2'W
83843*	Gloss White	2'H x 3'W
83844****	Gloss White	3'H x 4'W
83845	Gloss White	4'H x 6'W
83846	Gloss White	4'H x 8'W
84061*	Gloss Black	2'H x 3'W
84062****	Gloss Black	3'H x 4'W
84064	Gloss Black	4'H x 6'W
84065	Gloss Black	4'H x 8'W
572*	Glass Accessory Tray	1'H x 12'W x 4'D



Enlighten™ Glass Dry Erase Whiteboard

Transform your room with a sophisticated and sleek writing surface. Special finish will not ghost or stain. Includes stylish stainless steel mounts. Available in gloss white, translucent frosted pearl, or gloss black. Durable tempered glass accepts dry or wet-erase markers, grease pens, etc.

Part No.	Dimensions	Part No.	Dimensions
Enlighten Board - Gloss White			
83937*	1'H x 1'W	83950*	2'H x 3'W
83938*	1.5'H x 2'W	83951****	3'H x 4'W
83939*	2'H x 3'W	83952	4'H x 6'W
83940****	3'H x 4'W	Enlighten Board - Gloss Black	
83941	4'H x 6'W	84071*	1'H x 1'W
Enlighten Board - Frosted Pearl		84072*	1.5'H x 2'W
83948*	1'H x 1'W	84073*	2'H x 3'W
83949*	1.5'H x 2'W	84074****	3'H x 4'W
		84075	4'H x 6'W



Patient Magnetic Glass Whiteboard

Help improve patient communication and satisfaction with graphically enhanced magnetic glass whiteboards. Boards provide an easy way to communicate between healthcare workers and their patients and families. Tempered safety glass is ideal for use in any environment. Glass provides smooth writability and erasability with modern and smart style. Hidden mounting brackets keep clean lines and make the board easy to use. Includes marker, marker holder/eraser, and a set of two rare earth magnets.

Part No.	Item	Dimensions
Patient Magnetic Glass Whiteboard		
84216*	Patient Magnetic Glass Whiteboard	24"H x 18"W
84217*	Patient Magnetic Glass Whiteboard	36"H x 24"W



Black Magnetic Glass Planner Boards

Stay on top of your busy schedule with the Black Magnetic Glass Dry Erase Monthly Calendar or Black Magnetic Glass Weekly Planner. Excellent time management tool in modern and stylish magnetic black glass dry erase surface. Glass provides an ultra smooth writing and erasing surface. Steel backing allows magnets for ultimate versatility. Includes white chalk pen and set of rare earth magnets. Keyhole mounting system for clean lines with no visible hardware.

Part No.	Item	Dimensions
Black Magnetic Glass Planner Boards		
84109*	Black Magnetic Glass Dry Erase Monthly Calendar	1.5'H x 2'W
84110*	Black Magnetic Glass Dry Erase Monthly Calendar	2'H x 3'W
84111*	Black Magnetic Glass Dry Erase Weekly Planner	2'H x 1.5'W



Customizable Magnetic Glass Whiteboard

Modern and stylish magnetic glass whiteboard surface features an insert for removable graphics. Add your company logo or any other design. Dry erase glass provides an ultra smooth writing and erasing surface. Steel backing allows magnets for ultimate versatility. Keyhole brackets allow mounting with no visible hardware. Whiteboard measures 30"H x 30"W with 8" square insert space. Accepts rare earth magnets. Includes magnetic eraser with black marker and two rare earth magnets.


Part No.	Dimensions
Customizable Magnetic Glass Whiteboard	
83854**	30"H x 30"W



Mosaic Magnetic Glass Whiteboard

Add beautiful color and pattern to your work area while adding functional collaboration space. Magnetic dry erase glass squares are available in six versatile hues to match any decor. Each board measures 16" x 16". Mix and match and create virtually endless patterns and designs. Can be hung individually or butted together to create one large board. Surface and coloration are engineered to have ideal optical qualities and exhibit good depth of field, good contrast, and ambient light toleration. Compatible with any dry/wet-erase marker, grease pen, etc. Easily cleans without ghosting or staining. Accepts rare earth magnets. Concealed keyhole mounting brackets maintain the clean lines. Includes black marker and magnetic eraser.

Part No.	Description	Dimensions
Customizable Magnetic Glass Whiteboard		
84117*	Red	16"H x 16"W
84118*	Green	16"H x 16"W
84119*	Aqua	16"H x 16"W
84120*	Denim Blue	16"H x 16"W
84121*	Coffee	16"H x 16"W
84122*	Orange	16"H x 16"W



VT Logic Natural Cork Tackboard

Environmentally responsible natural cork surface creates a traditional, versatile, and economical board. Cradle to Cradle Certified™ Silver. Has achieved GREENGUARD GOLD Certification. Not all sizes are listed below.

Part No. Dimensions

A. VT Logic Tackboard - Aluminum Trim

E301AB*	2'H x 3'W
E301AC**	3'H x 4'W
E301AD	4'H x 4'W
E301AG	4'H x 6'W
E301AH	4'H x 8'W

B. VT Logic Tackboard - Presidential Trim (Silver)

E301PB*	2'H x 3'W
E301PC*	3'H x 4'W
E301PD	4'H x 4'W
E301PG	4'H x 6'W
E301PH	4'H x 8'W

Part No. Dimensions

C. VT Logic Tackboard - Ultra Trim (Silver)

E3019B*	2'H x 3'W
E3019C**	3'H x 4'W
E3019D	4'H x 4'W
E3019G	4'H x 6'W
E3019H	4'H x 8'W

D. VT Logic Tackboard - Origin Trim (Silver)

E3010B-01*	2'H x 3'W
E3010C-01**	3'H x 4'W
E3010D-01	4'H x 4'W
E3010G-01	4'H x 6'W
E3010H-01	4'H x 8'W

Part No. Dimensions

E. VT Logic Tackboard - Origin Trim (Mahogany)

E3010B-03*	2'H x 3'W
E3010C-03**	3'H x 4'W
E3010D-03	4'H x 4'W
E3010G-03	4'H x 6'W
E3010H-03	4'H x 8'W

More sizes and finishes available!
Visit our website for a more complete product listing:
www.moorecoinc.com



Valu-Tak Natural Cork Tackboard

Natural cork surface creates a traditional, versatile, and economical board. Recyclable .06" cork is bonded to a .44" tackable substrate for good tack-holding ability. Durable and self-healing. Not all sizes and finishes listed.

Part No. Dimensions

F. Valu-Tak Tackboard - Aluminum Trim

301AB*	2'H x 3'W
301AC**	3'H x 4'W
301AD	4'H x 4'W
301AG	4'H x 6'W
301AH	4'H x 8'W

G. Valu-Tak Tackboard - Solid Oak Trim (Natural)

301WB*	2'H x 3'W
301WC**	3'H x 4'W
301WD	4'H x 4'W
301WG	4'H x 6'W
301WH	4'H x 8'W

Part No. Dimensions

H. Valu-Tak Tackboard - Presidential Trim (Silver)

301PB*	2'H x 3'W
301PC**	3'H x 4'W
301PD	4'H x 4'W
301PG	4'H x 6'W
301PH	4'H x 8'W

I. Valu-Tak Tackboard - Presidential Trim (Black)

301PB-T1*	2'H x 3'W
301PC-T1**	3'H x 4'W
301PD-T1	4'H x 4'W
301PG-T1	4'H x 6'W
301PH-T1	4'H x 8'W

Part No. Dimensions

J. Valu-Tak Tackboard - Ultra Trim (Silver)

3019B*	2'H x 3'W
3019C**	3'H x 4'W
3019D	4'H x 4'W
3019G	4'H x 6'W
3019H	4'H x 8'W

K. Valu-Tak Tackboard - Ultra Trim (Black)

3018B*	2'H x 3'W
3018C**	3'H x 4'W
3018D	4'H x 4'W
3018G	4'H x 6'W
3018H	4'H x 8'W

Natural Add-Cork Tackboard

Natural Add-Cork is a traditional tackboard with excellent resiliency and tackability. Recyclable .13" cork surface is bonded to a durable and rigid .38" substrate for excellent tack-holding ability. Cork is durable and self-healing. Not all trims and sizes listed below.

Part No.	Dimensions
L. Natural Add-Cork Tackboard - Aluminum Trim	
302AB*	2'H x 3'W
302AC**	3'H x 4'W
302AD	4'H x 4'W
302AG	4'H x 6'W
302AH	4'H x 8'W



Part No.	Dimensions
M. Natural Add-Cork Tackboard - Solid Oak Trim (Natural)	
302WB*	2'H x 3'W
302WC**	3'H x 4'W
302WD	4'H x 4'W
302WG	4'H x 6'W
302WH	4'H x 8'W

Part No.	Dimensions
N. Natural Add-Cork Tackboard - Presidential Trim (Silver)	
302PB*	2'H x 3'W
302PC**	3'H x 4'W
302PD	4'H x 4'W
302PG	4'H x 6'W
302PH	4'H x 8'W



Natural Cork-Plate Tackboard

Natural Cork-Plate is a traditional tackboard with exceptional resiliency and tackability. Recyclable .25" cork surface is bonded to a moisture-resistant .25" substrate for superior tack-holding ability. Cork is durable and self-healing. Not all trims and sizes listed below.

Part No.	Dimensions
O. Natural Cork-Plate Board - Aluminum Trim	
303AB*	2'H x 3'W
303AC**	3'H x 4'W
303AD	4'H x 4'W
303AG	4'H x 6'W
303AH	4'H x 8'W



Part No.	Dimensions
P. Natural Cork-Plate Board - Origin Trim (Silver)	
303OB-01*	2'H x 3'W
303OC-01**	3'H x 4'W
303OD-01	4'H x 4'W
303OG-01	4'H x 6'W
303OH-01	4'H x 8'W


Part No.	Dimensions
Q. Natural Cork-Plate Board - Origin Trim (Medium Oak)	
303OB-02*	2'H x 3'W
303OC-02**	3'H x 4'W
303OD-02	4'H x 4'W
303OG-02	4'H x 6'W
303OH-02	4'H x 8'W



Sentinel AM™ Natural Cork Tackboard

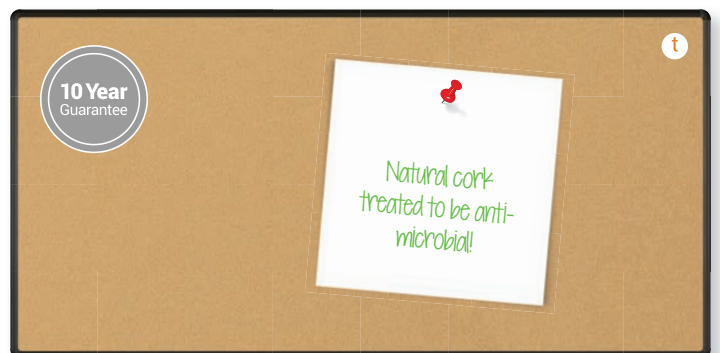
Sentinel AM™ natural cork surface is treated to resist microbial odors, stains and discoloration due to bacteria, fungi (mold and mildew) and algae. Cork is durable and self-healing. Durable and self-healing cork is bonded to a .44 tackable substrate for good tack-holding ability. Not all trims and sizes listed below.

Part No.	Dimensions
R. Sentinel AM Tackboard - Aluminum Trim	
310AB*	2'H x 3'W
310AC**	3'H x 4'W
310AD	4'H x 4'W
310AG	4'H x 6'W
310AH	4'H x 8'W



Part No.	Dimensions
S. Sentinel AM Tackboard - Presidential Trim (Silver)	
310PB*	2'H x 3'W
310PC**	3'H x 4'W
310PD	4'H x 4'W
310PG	4'H x 6'W
310PH	4'H x 8'W

Part No.	Dimensions
T. Sentinel AM Tackboard - Presidential Trim (Black)	
310PB-T1*	2'H x 3'W
310PC-T1**	3'H x 4'W
310PD-T1	4'H x 4'W
310PG-T1	4'H x 6'W
310PH-T1	4'H x 8'W





Part No.	Dimensions
A. Black Splash-Cork Board - Presidential Trim (Black)	
E300PB-T1*	2'H x 3'W
E300PC-T1**	3'H x 4'W
E300PD-T1	4'H x 4'W
E300PG-T1	4'H x 6'W
E300PH-T1	4'H x 8'W

Part No.	Dimensions
B. Black Splash-Cork Board - Ultra Trim (Black)	
E3008B*	2'H x 3'W
E3008C**	3'H x 4'W
E3008D	4'H x 4'W
E3008G	4'H x 6'W
E3008H	4'H x 8'W




Black Splash-Cork Tackboard

Black Splash-Cork, an environmentally responsible tackboard, is made with naturally renewable cork mixed with a tinted binder to create a flexible, durable, and self-healing surface. Cradle to Cradle Certified™ Silver. Has achieved GREENGUARD GOLD Certification.



Part No.	Dimensions
C. Splash-Cork Tackboard - Aluminum Trim	
300AB*	2'H x 3'W
300AC**	3'H x 4'W
300AD	4'H x 4'W
300AG	4'H x 6'W
300AH	4'H x 8'W


Part No.	Dimensions
D. Splash-Cork Tackboard - Solid Oak Trim (Natural)	
300WB*	2'H x 3'W
300WC**	3'H x 4'W
300WD	4'H x 4'W
300WG	4'H x 6'W
300WH	4'H x 8'W



Splash-Cork Tackboard

Natural cork is blended with a tinted binder to create Splash-Cork, a tackable surface that adds a subtle element of color to any environment. Splash-Cork boards are flexible, durable, and self-healing. Available in red, green, or blue. Please specify color when ordering. Not all sizes and trims listed.

Part No.	Dimensions
E. Splash-Cork Tackboard - Presidential Trim (Silver)	
300PB*	2'H x 3'W
300PC**	3'H x 4'W
300PD	4'H x 4'W
300PG	4'H x 6'W
300PH	4'H x 8'W




Colored Cork Tackboard

Colored Cork Tackboards feature colorful and durable Forbo® linoleum, made with natural linseed oil, granulated cork, rosin binders, and dry pigments. The natural self-sanitizing quality of linoleum inhibits contaminants for a low maintenance board. Surface is self-healing and colored throughout to ensure colorfastness and eliminate fading. Please specify color when ordering. See all colors on p. 42. Not all sizes and trims listed.




Part No.	Dimensions
F. Colored Cork Tackboard - Aluminum Trim	
322AB*	2'H x 3'W
322AC**	3'H x 4'W
322AD	4'H x 4'W
322AG	4'H x 6'W
322AH	4'H x 8'W

Part No.	Dimensions
G. Colored Cork Tackboard - Solid Oak Trim (Natural)	
322WB*	2'H x 3'W
322WC**	3'H x 4'W
322WD	4'H x 4'W
322WG	4'H x 6'W
322WH	4'H x 8'W



Rubber-Tak® Tackboard




Made with recycled rubber, providing superior resilience and self-healing qualities. Rubber is easy to clean and maintain. Virtually indestructible. Ideal choice for high traffic areas, offering excellent sound and shock absorbency. Please specify color when ordering. See all colors on p. 43. Not all sizes and trims listed.



Part No.	Dimensions
H. Rubber-Tak Tackboard - Aluminum Trim	
321AB*	2'H x 3'W
321AC**	3'H x 4'W
321AD	4'H x 4'W
321AG	4'H x 6'W
321AH	4'H x 8'W

Part No.	Dimensions
I. Rubber-Tak Tackboard - Presidential Trim (Silver)	
321PB*	2'H x 3'W
321PC**	3'H x 4'W
321PD	4'H x 4'W
321PG	4'H x 6'W
321PH	4'H x 8'W

Part No.	Dimensions
J. Rubber-Tak Tackboard - Presidential Trim (Black)	
321PB-T1*	2'H x 3'W
321PC-T1**	3'H x 4'W
321PD-T1	4'H x 4'W
321PG-T1	4'H x 6'W
321PH-T1	4'H x 8'W



ReTire Tackboard

ReTire tackboards are made with a multi-colored rubber surface that is 100% recycled. Rubber content is 90% post-consumer and 10% post-industrial. Easy to clean and maintain. Virtually indestructible. Ideal choice for high traffic areas, offering excellent sound and shock absorbency.

Part No. Dimensions

A. ReTire Tackboard - Aluminum Trim

320AB*	2'H x 3'W
320AC**	3'H x 4'W
320AD	4'H x 4'W
320AG	4'H x 6'W
320AH	4'H x 8'W

Part No. Dimensions


B. ReTire Tackboard - Ultra Trim (Silver)

3209B*	2'H x 3'W
3209C**	3'H x 4'W
3209D	4'H x 4'W
3209G	4'H x 6'W
3209H	4'H x 8'W

Part No. Dimensions

C. ReTire Tackboard - Ultra Trim (Black)

3208B*	2'H x 3'W
3208C**	3'H x 4'W
3208D	4'H x 4'W
3208G	4'H x 6'W
3208H	4'H x 8'W



Standard Vinyl Tackboards

Durable and low-maintenance fabric-backed vinyl in a variety of configurations to fit your budget and your needs. Vin-Tak features vinyl over a tackable substrate. Step up to Add-Cork for a layer of .125" cork added. High end Cork-Plate features a .25" layer of cork. Please specify vinyl color when ordering. See all colors on p. 43. Not all sizes and trims listed.

Part No. Dimensions

D. Vin-Tak Tackboard - Aluminum Trim

311AB*	2'H x 3'W
311AC**	3'H x 4'W
311AD	4'H x 4'W
311AG	4'H x 6'W
311AH	4'H x 8'W

Part No. Dimensions

E. Vinyl Add-Cork Tackboard - Aluminum Trim

312AB*	2'H x 3'W
312AC**	3'H x 4'W
312AD	4'H x 4'W
312AG	4'H x 6'W
312AH	4'H x 8'W

Part No. Dimensions

F. Vinyl Cork-Plate Tackboard - Aluminum Trim

313AB*	2'H x 3'W
313AC**	3'H x 4'W
313AD	4'H x 4'W
313AG	4'H x 6'W
313AH	4'H x 8'W



Pebbles Vinyl Tackboards

Pebbles Vinyl is fabric-backed for stability and durability, and features an attractive texture to hide pinholes. Easy to clean vinyl is laminated to a lightweight tackable substrate. Pebbles Vinyl is treated to resist the growth of odor- and stain-causing microbes. Please specify vinyl color when ordering. See all colors on p. 43. Not all sizes and trims listed.

Part No.	Dimensions
G. Pebbles Vinyl Tackboard - Aluminum Trim	
311AB-PV*	2'H x 3'W
311AC-PV**	3'H x 4'W
311AD-PV	4'H x 4'W
311AG-PV	4'H x 6'W
311AH-PV	4'H x 8'W



Part No.	Dimensions
H. Pebbles Vinyl Tackboard - Presidential Trim (Silver)	
311PB-PV*	2'H x 3'W
311PC-PV**	3'H x 4'W
311PD-PV	4'H x 4'W
311PG-PV	4'H x 6'W
311PH-PV	4'H x 8'W

Part No.	Dimensions
I. Pebbles Vinyl Tackboard - Ultra Trim (Silver)	
3119B-PV*	2'H x 3'W
3119C-PV**	3'H x 4'W
3119D-PV	4'H x 4'W
3119G-PV	4'H x 6'W
3119H-PV	4'H x 8'W



Standard Fabric Tackboards

Durable and non-fraying fabric in a variety of configurations to fit your budget and your needs. Fab-Tak features fabric over a tackable substrate. Step up to Add-Cork for a layer of .125" cork added. High end Cork-Plate features a .25" layer of cork. Please specify fabric color when ordering. See all colors on p. 43. Not all sizes and trims listed.

Part No.	Dimensions
J. Fab-Tak Tackboard - Aluminum Trim	
331AB*	2'H x 3'W
331AC**	3'H x 4'W
331AD	4'H x 4'W
331AG	4'H x 6'W
331AH	4'H x 8'W



Part No.	Dimensions
K. Fabric Add-Cork Tackboard - Aluminum Trim	
332AB*	2'H x 3'W
332AC**	3'H x 4'W
332AD	4'H x 4'W
332AG	4'H x 6'W
332AH	4'H x 8'W

Part No.	Dimensions
L. Fabric Cork-Plate Tackboard - Aluminum Trim	
333AB*	2'H x 3'W
333AC**	3'H x 4'W
333AD	4'H x 4'W
333AG	4'H x 6'W
333AH	4'H x 8'W



Porcelain Steel Chalkboard

Top of the line magnetic porcelain steel chalkboard surface. Exceptional writability and erasability. Colorfast and non-fading, fine tooth surface for excellent color contrast with standard chalk. Surface available in green or black.

Part No.	Dimensions
Porcelain Steel Chalkboard (Green) - Deluxe Aluminum Trim	
104AB-20*	2'H x 3'W
104AC-20**	3'H x 4'W
104AD-20	4'H x 4'W
104AG-20	4'H x 6'W
104AH-20	4'H x 8'W



Valu-Rite Chalkboard

Durable HPL surface in green creates an attractive and economical chalkboard ideal for any classroom environment. Valu-Rite provides excellent writability and erasability with chalk. Cleans easily. No chalking necessary.

Part No.	Dimensions
Valu-Rite Chalkboard - ABC Trim	
101AB*	2'H x 3'W
101AC**	3'H x 4'W
101AD	4'H x 4'W
101AG	4'H x 6'W
101AH	4'H x 8'W



Deluxe Conference Room Cabinet

Get accessories
on p. 105!



Executive Conference Room Cabinet



Tambour Door Enclosed Cabinet

Whiteboard Conference Room Cabinets

Add private and functional whiteboard space to your conference room with one of these handsome cabinets. Deluxe model features 4' x 4' porcelain surface. Executive model is 3' x 3' with a magnetic whiteboard. Tambour model saves space with locking sliding doors.

Part No.	Item	Dimensions
Whiteboard Conference Room Cabinets		
842C	Deluxe Conference Room Cabinet	48"H x 48"W x 5"D
841C*	Executive Conference Room Cabinet	36"H x 36"W x 3.5"D
843C*	Tambour Door Enclosed Cabinet (Mahogany)	32"H x 44"W x 4"D
8430*	Tambour Door Enclosed Cabinet (Oak)	32"H x 44"W x 4"D

All Weather Herald

Post your message in the great outdoors! The All Weather Herald outdoor bulletin board cabinet will protect your announcements from the elements. Perfect for parks and recreational areas, college campuses, stadiums, businesses, school entrances, restaurants, and just about anywhere. Features a protective acrylic window, a porcelain steel back panel sealed with silicone, and weather stripping on all door openings to prevent water from damaging contents. Anodized aluminum trim and a virtually indestructible and moisture-resistant Rubber-Tak® back panel withstand UV rays. Cabinets come in single or double door options and a variety of sizes. Locks prevent tampering.

Part No.	Description	Dimensions
All Weather Herald		
94HAB-OP-RT*	1 hinged door	36"H x 24"W
94HACS-OP-RT	1 hinged door	48"H x 36"W
94HAC-OP-RT	2 hinged doors	36"H x 48"W
94HAD-OP-RT	2 hinged doors	48"H x 48"W
94HAF-OP-RT	2 hinged doors	48"H x 60"W



Weather Sentinel

Keeps water out with a top-mounted drip rail, silicone-sealed galvanized steel back panel, and weather stripping on all door openings. Available with Rubber-Tak®, or combination Rubber-Tak® and porcelain steel back panel.

Part No.	Description	Dimensions
Weather Sentinel		
94HAAT-O-RT*	1 door - top hinge	18"H x 24"W
94HABT-O-RT*	1 door - top hinge	24"H x 36"W
94HACT-O-RT**	1 door - top hinge	36"H x 48"W
94HAC2S-O-RT	1 door - side hinge	48"H x 24"W
94HACS-O-RT	2 door - side hinge	48"H x 36"W
94HAC-O-RT**	2 door - side hinge	36"H x 48"W
94HAD-O-RT	2 door - side hinge	48"H x 48"W
94HAG-O-RT	2 door - side hinge	48"H x 72"W
94HACC-O-RT**	2 door - side hinge	36"H x 48"W
94HADC-O-RT	2 door - side hinge	48"H x 48"W
94HAGC-O-RT	2 door - side hinge	48"H x 72"W



Visionary® Magnetic Glass Sliding Enclosed Cabinet

Featuring sliding panels made with modern magnetic glass in glossy white, the Visionary® Magnetic Glass Sliding Enclosed Cabinet adds instant style. Glass makes an ideal whiteboard surface, providing exceptional writability and erasability. Accepts magnets for even more versatility. Tempered safety glass for use in any environment. Back panel is durable black Rubber-Tak®, giving you ample tack space. Trimmed in modern anodized aluminum.

Part No.	Description	Dimensions
Visionary Magnetic Glass Sliding Enclosed Cabinet		
94SVSC-96**	Rubber-Tak	36"H x 48"W
94SVSG-96	Rubber-Tak	48"H x 72"W






Outdoor Headline Bulletin Board Cabinet

Available in silver or coffee aluminum trim. Locking hinged doors over 1.5" depth. Mount beneath overhang or in semi-enclosed space. Customizable 6" panel. Specify back panel material and color. Other sizes available.

Part No.	Description	Dimensions
Outdoor Headline Bulletin Board Cabinet - Silver		
94PS1-OH*	1 hinged door	36"H x 36"W
94PSC-OH**	2 hinged doors	36"H x 48"W
94PSG-OH	3 hinged doors	48"H x 72"W
Outdoor Headline Bulletin Board Cabinet - Coffee		
94PC1-OH*	1 hinged door	36"H x 36"W
94PCC-OH**	2 hinged doors	36"H x 48"W
94PCG-OH	3 hinged doors	48"H x 72"W



Outdoor Enclosed Bulletin Board Cabinet

Available in silver or coffee aluminum trim. Locking hinged doors over 1.5" depth. Mount beneath overhang or in semi-enclosed space. Specify back panel material and color. Other sizes available.


Part No.	Description	Dimensions
Outdoor Enclosed Bulletin Board Cabinet - Silver		
94PSA-O	1 hinged door	24"H x 18"W
94PSC-O	2 hinged doors	36"H x 48"W
94PSG-O	3 hinged doors	48"H x 72"W
Outdoor Enclosed Bulletin Board Cabinet - Coffee		
94PCA-O	1 hinged door	24"H x 18"W
94PCC-O	2 hinged doors	36"H x 48"W
94PCG-O	3 hinged doors	48"H x 72"W



Indoor Enclosed Bulletin Board Cabinet

Available in silver or coffee aluminum trim. Locking hinged doors over 1.5" depth. Specify back panel material and color. Other sizes available.

Part No.	Description	Dimensions
Indoor Enclosed Bulletin Board Cabinet - Silver		
94PSA-I*	1 hinged door	24"H x 18"W
94PSC-I**	2 hinged doors	36"H x 48"W
94PSG-I	3 hinged doors	48"H x 72"W
Indoor Enclosed Bulletin Board Cabinet - Coffee		
94PCA-I*	1 hinged door	24"H x 18"W
94PCC-I**	2 hinged doors	36"H x 48"W
94PCG-I	3 hinged doors	48"H x 72"W



Ultra Enclosed Bulletin Board Cabinet

Features a unique and modern frameless locking door. Black and silver anodized aluminum with 1.5" depth, ideal for displaying flyers, photos, and small plaques. Please specify back panel material and color choice.

Part No.	Description	Dimensions
Ultra Enclosed Bulletin Board Cabinet		
94USA-01*	Natural Cork	25.13"H x 19.75"W
94US3-01*	Natural Cork	37.13"H x 27.75"W



Deluxe Bulletin Board Cabinet

Anodized aluminum trim and locking doors over 2" depth. Hinged or sliding doors available. Specify back panel material and color. More sizes available.

Part No.	Description	Dimensions
Deluxe Bulletin Board Cabinet - Hinged Doors		
95HAB*	1 hinged door	36"H x 24"W
95HAC**	2 hinged doors	36"H x 48"W
95HAH	4 hinged doors	48"H x 96"W
Deluxe Bulletin Board Cabinet - Sliding Doors		
95SAC**	2 sliding doors	36"H x 48"W
95SAF	2 sliding doors	48"H x 60"W
95SAG	2 sliding doors	48"H x 72"W



Standard Bulletin Board Cabinet

Anodized aluminum trim and locking doors over 1" depth. Hinged or sliding doors available. Specify back panel material and color. More sizes available.

Part No.	Description	Dimensions
Standard Bulletin Board Cabinet - Hinged Doors		
94HAB*	1 hinged door	36"H x 24"W
94HAC**	2 hinged doors	36"H x 48"W
94HAH	4 hinged doors	48"H x 96"W
Standard Bulletin Board Cabinet - Sliding Doors		
94SAC**	2 sliding doors	36"H x 48"W
94SAF	2 sliding doors	48"H x 60"W
94SAG	2 sliding doors	48"H x 72"W



Wood Trim Bulletin Board Cabinet

Solid oak trim in a natural oak finish. Hinged locking doors. Natural cork tackable back panel. More sizes available.

Part No.	Description	Dimensions
Wood Trim Bulletin Board Cabinet		
94HWA*	1 hinged door	24"H x 18"W
94HWB*	1 hinged door	36"H x 24"W
94HWC**	2 hinged doors	36"H x 48"W
94HWE	2 hinged doors	36"H x 60"W
94HW2	3 hinged doors	36"H x 72"W
94HWG	3 hinged doors	48"H x 72"W



Economy Enclosed Bulletin Board Cabinet

Unique lift-off lid enclosed bulletin board. Lid locks to prevent tampering. Featured in natural cork. Other materials available.

Part No.	Description	Dimensions
Economy Enclosed Bulletin Board Cabinet		
94CAA-01*	Natural Cork	24"H x 18"W
94CAB-01*	Natural Cork	36"H x 24"W
94CAC-01**	Natural Cork	36"H x 48"W



Outdoor Headline Directory Board Cabinet

Available in silver or coffee aluminum trim. Locking hinged doors over 1.5" depth. Mount beneath overhang or in semi-enclosed space. Customizable 6" panel. Other sizes available. Includes 300 piece letter set.

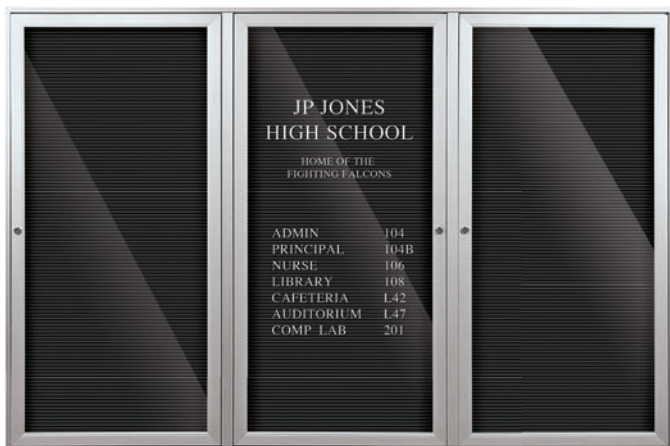
Part No.	Description	Dimensions
Outdoor Headline Directory Board Cabinet - Silver		
98PS1-OH*	1 hinged door	36"H x 36"W
98PSC-OH**	2 hinged doors	36"H x 48"W
98PSG-OH	3 hinged doors	48"H x 72"W
Outdoor Headline Directory Board Cabinet - Coffee		
98PC1-OH*	1 hinged door	36"H x 36"W
98PCC-OH**	2 hinged doors	36"H x 48"W
98PCG-OH	3 hinged doors	48"H x 72"W



Outdoor Enclosed Directory Board Cabinet

Available in silver or coffee aluminum trim. Locking hinged doors over 1.5" depth. Mount beneath overhang or in semi-enclosed space. Other sizes available. Includes 300 piece letter set.

Part No.	Description	Dimensions
Outdoor Enclosed Directory Board Cabinet - Silver		
98PSA-O*	1 hinged door	24"H x 18"W
98PSC-O**	2 hinged doors	36"H x 48"W
98PSG-O	3 hinged doors	48"H x 72"W
Outdoor Enclosed Directory Board Cabinet - Coffee		
98PCA-O*	1 hinged door	24"H x 18"W
98PCC-O**	2 hinged doors	36"H x 48"W
98PCG-O	3 hinged doors	48"H x 72"W



Indoor Enclosed Directory Board Cabinet

Available in silver or coffee aluminum trim. Locking hinged doors over 1.5" depth. Other sizes available. Includes 300 piece letter set.

Part No.	Description	Dimensions
Indoor Enclosed Directory Board Cabinet - Silver		
98PSA-I*	1 hinged door	24"H x 18"W
98PSC-I**	2 hinged doors	36"H x 48"W
98PSG-I	3 hinged doors	48"H x 72"W
Indoor Enclosed Directory Board Cabinet - Coffee		
98PCA-I*	1 hinged door	24"H x 18"W
98PCC-I**	2 hinged doors	36"H x 48"W
98PCG-I	3 hinged doors	48"H x 72"W



Deluxe Directory Board Cabinet

Heavy duty aluminum trim frames a 2" depth. Locking hinged doors protect items on display. Includes 300 piece letter set.

Part No.	Description	Dimensions
Deluxe Directory Board Cabinet		
98HAB*	1 hinged door	36"H x 24"W
98HAC**	2 hinged doors	36"H x 48"W



Standard Directory Board Cabinet

Heavy duty aluminum trim frames a 1" depth. Locking sliding doors protect items on display. Includes 300 piece letter set.

Part No.	Description	Dimensions
Deluxe Directory Board Cabinet		
98SAB*	1 sliding door	36"H x 24"W
98SAC**	2 sliding doors	36"H x 48"W
Directory Board Letter Sets		
96G-R1*	Gothic	.5"H letters
96G-R2*	Gothic	.75"H letters
96G-R3*	Gothic	1"H letters
96G-R4*	Gothic	1.5"H letters
96H-R1*	Helvetica	.5"H letters
96H-R2*	Helvetica	.75"H letters
96H-R3*	Helvetica	1"H letters



Elite Free Standing Display Case

Display your trophies, collections, or other valuables in style. Available with a lighted cornice set. Locking sliding doors protect items. Standard in black, oak, or walnut. Custom laminates and sizes available.

Part No.	Item	Dimensions
Elite Freestanding Display Case		
93R84	Elite Freestanding Display Case	66"H x 48"W x 18"D
93R85	Elite Freestanding Display Case	66"H x 60"W x 18"D
93R86	Elite Freestanding Display Case	66"H x 72"W x 18"D
93C84	Elite Freestanding Display Case - Lighted Cornice	72"H x 48"W x 18"D
93C85	Elite Freestanding Display Case - Lighted Cornice	72"H x 60"W x 18"D
93C86	Elite Freestanding Display Case - Lighted Cornice	72"H x 72"W x 18"D



Wall Mount Display Case

Sliding locking doors with black aluminum trim. Other sizes and laminates available.

Part No.	Dimensions
90W83	48"H x 36"W x 14"D



Counter Ht. Display Case

Sliding locking doors with black aluminum trim. Other sizes and laminates available.

Part No.	Description	Dimensions
98C83	Full View	40"H x 36"W x 14"D
98B83	Closed Base	40"H x 36"W x 14"D




in stock



Navigator Floor Stand Sign

Display your message with style and ease. Magnetic plastic cover over 11"x17" sign.

Part No.	Dimensions
45851*	57.5"H x 14"W x 18"D



Visionary® Move

Get up to twice the functional space with a versatile and mobile Visionary® Move Mobile Magnetic Glass Whiteboard. Panel is beautiful and modern double-sided magnetic glass. Surface provides unmatched writability and erases without ghosting. Tempered safety glass available in white or black. Surface accepts rare earth magnets. Frame and trim are made with silver powder-coated steel for superior durability. Wide base design for stability includes dual-wheel locking casters. Smaller size can be set at either 60.5"H or 75.25"H for ideal viewing.

Part No.	Description	Dimensions
Visionary Move		
74951	Gloss White	4'H x 6'W
74950	Gloss White	4'H x 3'W
74950B	Gloss Black	4'H x 3'W



Visionary® Curve

Features beautiful and modern double-sided magnetic glass. Surface provides unmatched writability and erases without ghosting. Tempered safety glass surface measures 43.9"H x 30.6"W. Accepts rare earth magnets. Silver powder-coated steel frame. Dual-wheel locking casters.

Part No.	Item	Dimensions
74955	Visionary Curve	69.3"H x 35.5"W x 23"D



Enlighten™ Mobile

Compact and lightweight glass mobile board. Tempered safety glass surface provides unmatched writability and erases without ghosting. Silver powder-coated steel frame. Accessory tray on each side. Dual-wheel locking casters.

Part No.	Item	Dimensions
74954	Enlighten Mobile	4'H x 3'W



D.O.C. Partitions

Versatile and functional room dividers, mobile display panels, or mobile whiteboards. Available in a wide variety of sizes and surface combinations including porcelain steel, Dura-Rite®, projection surface, cork, and many more. Not all combinations listed. Call for info!



Part No.	Surface	Dimensions
D.O.C. Partition - Panel Size 6'H x 4'W		
661AD-DD	Porcelain Steel	72"H x 68"W x 20"D
661AD-HH	Dura-Rite	72"H x 68"W x 20"D
661AD-HC	Dura-Rite/Cork	72"H x 68"W x 20"D

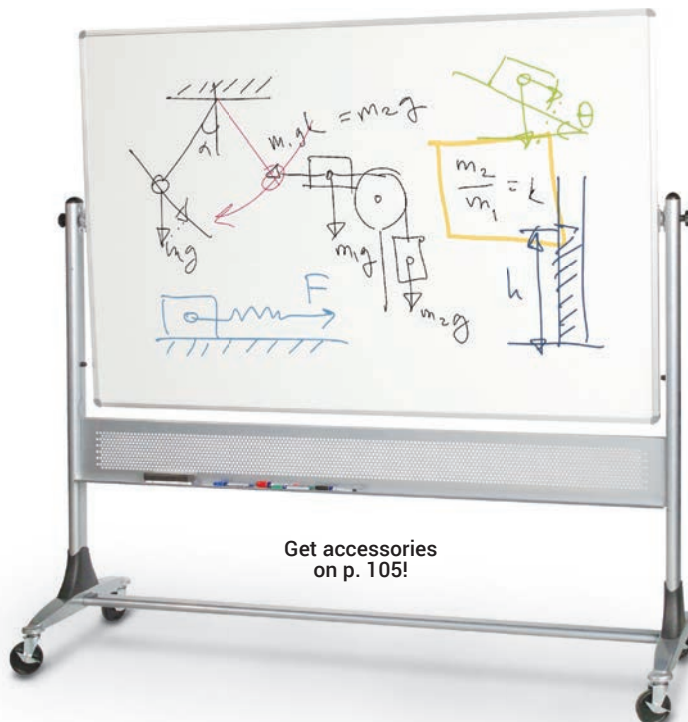
Part No.	Surface	Dimensions
D.O.C. Partition - Panel Size 6'H x 6'W		
661AG-DD	Porcelain Steel	72"H x 92"W x 20"D
661AG-HH	Dura-Rite	72"H x 92"W x 20"D
661AG-HC	Dura-Rite/Cork	72"H x 92"W x 20"D

Part No.	Surface	Dimensions
D.O.C. Partition - Panel Size 6'H x 8'W		
661AG-DD	Porcelain Steel	72"H x 92"W x 20"D
661AG-HH	Dura-Rite	72"H x 92"W x 20"D
661AG-HC	Dura-Rite/Cork	72"H x 92"W x 20"D



Platinum Mobile Reversible Boards

Versatile and functional boards available in a wide variety of sizes and surface combinations including porcelain steel, Dura-Rite®, projection surface, cork, and many more. Not all combinations listed.



Part No.	Surface	Dimensions
Platinum Reversible Board - Panel Size 40"H x 30"W		
669RU-DD**	Porcelain Steel	78.25"H x 37.5"W x 24"D
669RU-DC**	Porcelain/Cork	78.25"H x 37.5"W x 24"D
669RU-HH**	Dura-Rite	78.25"H x 37.5"W x 24"D
669RU-HC**	Dura-Rite/Cork	78.25"H x 37.5"W x 24"D

Part No.	Surface	Dimensions
Platinum Reversible Board - Panel Size 4'H x 6'W		
669RG-DD	Porcelain Steel	79.5"H x 79.75"W x 24"D
669RG-DC	Porcelain/Cork	79.5"H x 79.75"W x 24"D
669RG-HH	Dura-Rite	79.5"H x 79.75"W x 24"D
669RG-HC	Dura-Rite/Cork	79.5"H x 79.75"W x 24"D

Part No.	Surface	Dimensions
Platinum Reversible Board - Panel Size 4'H x 8'W		
669RH-DD	Porcelain Steel	79.5"H x 103.75"W x 24"D
669RH-DC	Porcelain/Cork	79.5"H x 103.75"W x 24"D
669RH-HH	Dura-Rite	79.5"H x 103.75"W x 24"D
669RH-HC	Dura-Rite/Cork	79.5"H x 103.75"W x 24"D



Euro® Mobile Reversible Boards

Stylish and versatile mobile reversible board available in a variety of sizes and surface configurations. Not all combinations listed. Wide base design includes 4" locking casters.

Part No.	Surface	Dimensions
Euro Reversible Board - Panel Size 40"H x 30"W		
667RU-DD**	Porcelain Steel	73.25"H x 32.5"W x 30.5"D
667RU-DC**	Porcelain/Cork	73.25"H x 32.5"W x 30.5"D
Euro Reversible Board - Panel Size 4'H x 6'W		
667RG-DD	Porcelain Steel	80"H x 74.5"W x 30.5"D
667RG-DC	Porcelain/Cork	80"H x 74.5"W x 30.5"D



Lumina™ Mobile Reversible Boards

Stylish and versatile mobile reversible board available double-sided in durable HPL whiteboard dry erase surface. Available in two sizes in platinum finish. Wide base design includes 3" locking casters.

Part No.	Panel Size	Surface	Dimensions
Lumina Mobile Reversible Board			
62382**	40"H x 30"W	HPL Whiteboard	74.75"H x 35"W x 24"D
62383	4'H x 5'W	HPL Whiteboard	77.25"H x 65"W x 24"D



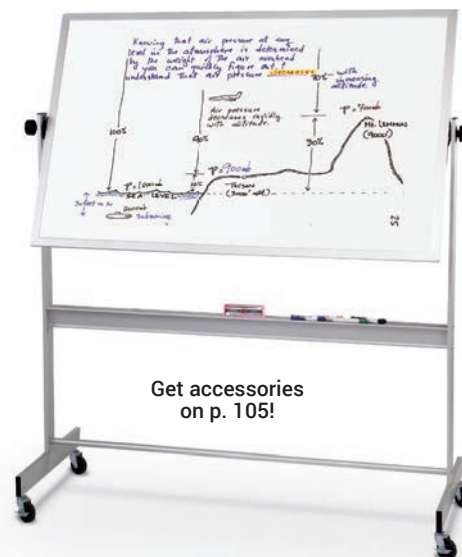
Deluxe Mobile Reversible Boards

Versatile and functional boards available in a wide variety of sizes and surface combinations including porcelain steel, Dura-Rite®, projection surface, cork, and many more. Not all combinations listed.

Part No.	Surface	Dimensions
Aluminum Trim - Panel Size 40"H x 30"W		
668AC-DD**	Porcelain Steel	76.5"H x 35"W x 24"D
668AC-DC**	Porcelain/Cork	76.5"H x 35"W x 24"D
668AC-HH**	Dura-Rite	76.5"H x 35"W x 24"D
668AC-HC**	Dura-Rite/Cork	76.5"H x 35"W x 24"D
Aluminum Trim - Panel Size 4'H x 5'W		
668AF-DD	Porcelain Steel	79.5"H x 65"W x 24"D
668AF-DC	Porcelain/Cork	79.5"H x 65"W x 24"D
668AF-HH	Dura-Rite	79.5"H x 65"W x 24"D
668AF-HC	Dura-Rite/Cork	79.5"H x 65"W x 24"D



Part No.	Surface	Dimensions
Aluminum Trim - Panel Size 4'H x 6'W		
668AG-DD	Porcelain Steel	79.5"H x 77"W x 24"D
668AG-DC	Porcelain/Cork	79.5"H x 77"W x 24"D
668AG-HH	Dura-Rite	79.5"H x 77"W x 24"D
668AG-HC	Dura-Rite/Cork	79.5"H x 77"W x 24"D
Aluminum Trim - Panel Size 4'H x 8'W		
668AH-DD	Porcelain Steel	79.5"H x 101"W x 24"D
668AH-DC	Porcelain/Cork	79.5"H x 101"W x 24"D
668AH-HH	Dura-Rite	79.5"H x 101"W x 24"D
668AH-HC	Dura-Rite/Cork	79.5"H x 101"W x 24"D



Part No.	Surface	Dimensions
Solid Oak Trim - Panel Size 4'H x 5'W		
668WF-DD	Porcelain Steel	79.5"H x 65"W x 24"D
668WF-DC	Porcelain/Cork	79.5"H x 65"W x 24"D
668WF-HH	Dura-Rite	79.5"H x 65"W x 24"D
668WF-HC	Dura-Rite/Cork	79.5"H x 65"W x 24"D
Solid Oak Trim - Panel Size 4'H x 6'W		
668WG-DD	Porcelain Steel	79.5"H x 77"W x 24"D
668WG-DC	Porcelain/Cork	79.5"H x 77"W x 24"D
668WG-HH	Dura-Rite	79.5"H x 77"W x 24"D
668WG-HC	Dura-Rite/Cork	79.5"H x 77"W x 24"D



Get accessories
on p. 105!



Expanding Nest Easel

Get the most out of your mobile whiteboard. Double sided in porcelain or Dura-Rite® HPL. Optional side panels add valuable work space.

Part No.	Item	Dimensions
Expanding Nest Easel		
785E-DD*	Expanding Nest Easel (Porcelain Steel)	72"H x 34.75"W x 24"D
785E-HH*	Expanding Nest Easel (Dura-Rite)	72"H x 34.75"W x 24"D
785EP-1*	Removable Panels (1)	23"H x 15"W
785EP-4*	Removable Panels (4)	23"H x 15"W



Get accessories
on p. 105!



Nest Easel

Easels nest for easy transport and storage. Available with black or silver frame. Double sided in magnetic or laminate whiteboard.

Part No.	Item	Surface	Dimensions
Nest Easel			
785*	Nest Easel (Silver)	Laminate	72"H x 34.75"W x 24"D
785P*	Nest Easel (Silver)	Magnetic	72"H x 34.75"W x 24"D
781*	Nest Easel (Black)	Laminate	72"H x 34.75"W x 24"D
781P*	Nest Easel (Black)	Magnetic	72"H x 34.75"W x 24"D



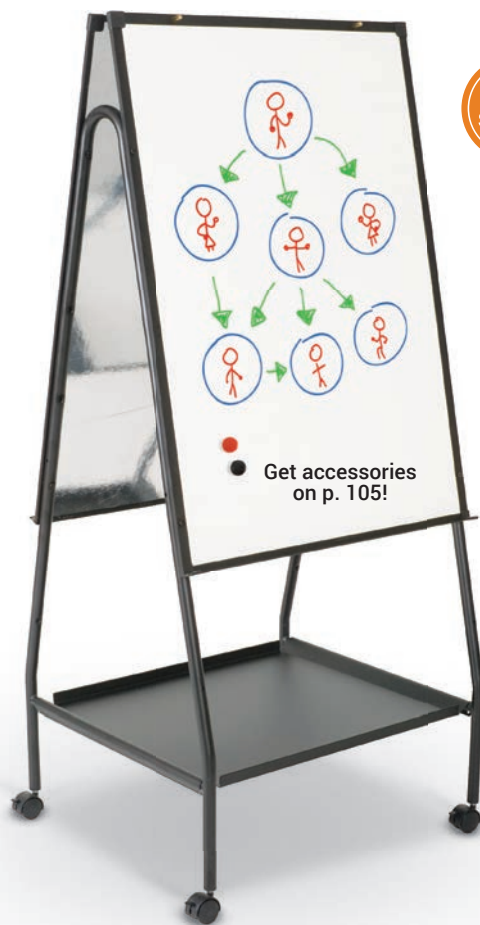
Get accessories
on p. 105!



Modifier XV Mobile Height Adj. Easel

Versatile easels adjust in height to 50" or 67". Double sided in framed laminate whiteboard unframed melamine. Vinyl also available.

Part No.	Surface	Dimensions
Modifier XV Mobile Height Adjustable Easel		
795AC-HH*	Dura-Rite / Dura-Rite	67"H x 34"W x 24"D
795AC-WW*	Melamine / Melamine	67"H x 34"W x 24"D
B795AC-HH*	Dura-Rite / Dura-Rite	67"H x 34"W x 24"D
B795AC-WW*	Melamine / Melamine	67"H x 34"W x 24"D



in stock



Both versions of the Wheasel can be set to either 59.5" or 65"H.



The Wheasel®

Versatile double sided mobile easel ideal for any environment. Available with framed porcelain or unframed melamine surfaces. Storage tray and 2" locking casters included. Has flip chart hooks and marker tray.

Part No.	Item	Dimensions
The Wheasel		
759**	Melamine	65"H x 28.75"W x 27"D
770**	Porcelain Steel	65"H x 28.75"W x 27"D



in stock

Get accessories on p. 105!



Storage Wheasel®


Versatile double sided mobile easel ideal available with framed porcelain or unframed melamine surfaces. Includes four storage tubs. Optional middle rack holds two additional tubs.

Part No.	Item	Dimensions
Storage Wheasel		
762**	Storage Wheasel (Melamine)	65"H x 28.5"W x 29"D
763**	Storage Wheasel (Porcelain Steel)	65"H x 28.5"W x 29"D
764*	Middle Storage Rack	4.25"H x 28.5"W x 12"D



Get accessories on p. 105!

in stock



Folding Wheasel®

Versatile double sided mobile easel ideal for any environment. Melamine surfaces. Folds for compact storage. Storage tray available.

Part No.	Item	Dimensions
Folding Wheasel		
778**	Folding Wheasel	65"H x 28.75"W x 28.5"D
779*	Storage Tray	23.5"W x 28.75"D



Spinner Easel

Unique easel features a surface that rotates 360° on a vertical axis. Magnetic whiteboard surface. Adjusts from table top to floor height. Cushioned handle. Folds flat for storage.

Part No.	Item	Dimensions
799**	Spinner Easel	69"H x 27"W x 27.75"D



Get accessories on p. 105!



Mega Easel

Versatile easel converts from standing easel, to table top easel, to flat top table easel for group projects. Spring-loaded flip chart clamp included. Folds flat for compact storage.

Part No.	Item	Dimensions
820**	Mega Easel	70"H x 30"W x 26"D



Get accessories on p. 105!



Get accessories on p. 105!

Wood Presentation Easel

Warm and traditional solid oak trim available in natural or mahogany. Magnetic dry erase surface. Folds flat for storage.

Part No.	Item	Dimensions
Wood Presentation Easel		
745**	Natural	60" - 69"H x 30"W x 31.5"D
745M**	Mahogany	60" - 69"H x 30"W x 31.5"D





in stock

Get accessories on p. 105!

Mobile Lap Board Teacher Easel

A new easel for the modern classroom. Ideal for small group team learning and instruction. Up to 10 panels can be displayed at once. Includes six plastic storage tubs and durable locking casters.

Part No.	Item	Dimensions
27701**	Mobile Lap Board Teacher Easel	62.5"H x 42.5"W x 25"D
27709*	Extra Panel Set (4)	17"H x 13"W



in stock

Get accessories on p. 105!

TLC-2

Mobile classroom on wheels features durable whiteboard surfaces, a wire big book hanger, and four plastic storage tubs. Also includes magnetic penmanship pad. White steel frame with locking 2" casters.

Part No.	Item	Dimensions
805**	TLC-2	55.5"H x 30"W x 26.75"D



in stock

MFE on Wheels

Colorful blue easel features red magnetic flannel surface on one side and magnetic whiteboard on the other with a storage tray between. Magnetic book ledge included. Locking 2" casters. Folds for storage.

Part No.	Item	Dimensions
749M*	MFE on Wheels	45"H x 24.5"W x 27"D



in stock

Get accessories on p. 105!



Baby Folding Wheasel®

Features two melamine dry erase surfaces with storage between. Wire book rack included. Available with four storage tubs and rack, or with storage tray on bottom. White steel frame with locking 2" casters.

Part No.	Item	Dimensions
784*	Baby Folding Wheasel	57"H x 30.5"W x 34"D
784T**	Baby Folding Wheasel w/Tubs	57"H x 30.5"W x 34"D



Get accessories
on p. 105!



Cart Wheasel®

Mobile cart features removable melamine whiteboard, four plastic storage tubs, flip chart hooks, and accessory tray. White steel frame with locking 3" casters.

Part No.	Item	Dimensions
782**	Cart Wheasel	65.5"H x 27"W x 17.5"D



Get accessories
on p. 105!

White MICE Wheasel®

Ideal for any early childhood environment. Easel features magnetic whiteboard on one side and magnetic chalkboard on the other. Includes magnetic book ledge. White steel frame with locking 2" casters.

Part No.	Item	Dimensions
803**	White MICE Wheasel	45"H x 24.5"W x 27"D



Get accessories
on p. 105!



Eco Wheasel®

Double-sided melamine dry erase surface. Includes tray and flip chart hooks. Middle storage tray included, bottom tray optional. White steel frame with locking 2" casters.

Part No.	Item	Dimensions
Eco Wheasel		
786**	Eco Wheasel	58"H x 29.75"W x 28.75"D
786-OT*	Storage Tray	23.5"W x 28.75"D



Get accessories
on p. 105!

TMIE

Teacher's Magnetic Instructional Easel with magnetic whiteboard and chalkboard surfaces. Magnetic book ledge included. Solid wood trim. Folds flat for storage.

Part No.	Item	Dimensions
75T*	TMIE	47"H x 24"W x 24"D



Magnetic Flannel Easel

Features magnetic flannel on one side and dry erase on the other. Magnetic book ledge included. Solid wood trim. Folds flat for storage.


Part No.	Item	Dimensions
749*	Magnetic Flannel Easel	47"H x 24"W x 24"D



Retro-Finish Panels

The fastest way to replace your old board. Factory framed panels are pre-drilled to make mounting easy. Magnetic porcelain steel surface. Projection surface also available.

Part No.	Item	Dimensions
Retro-Finish Panels (Standard White)		
2R2AD	Off White	4'H x 4'W
2R2AG	Off White	4'H x 6'W
2R2AH	Off White	4'H x 8'W
2R2AK	Off White	4'H x 10'W
2R2AM	Off White	4'H x 12'W
Retro-Finish Panels (Projection Gray)		
4R4AD	Projection Gray	4'H x 4'W
4R4AG	Projection Gray	4'H x 6'W
4R4AH	Projection Gray	4'H x 8'W
4R4AK	Projection Gray	4'H x 10'W
4R4AM	Projection Gray	4'H x 12'W



Porcelain Steel Panels

Renew or replace your old board with porcelain steel panels. Magnetic porcelain steel panels mount easily with roller and adhesive (available separately). Available in .25" or .5" thick panels. Not all sizes or surfaces listed. Call for more information.

Part No.	Item	Dimensions
Porcelain Steel Panels - Quarter Inch		
2H2XG	Porcelain Steel Whiteboard Panel	4'H x 6'W
2H2XH	Porcelain Steel Whiteboard Panel	4'H x 8'W
2H2XK	Porcelain Steel Whiteboard Panel	4'H x 10'W
Porcelain Steel Panels - Half Inch		
202XG	Porcelain Steel Whiteboard Panel	4'H x 6'W
202XH	Porcelain Steel Whiteboard Panel	4'H x 8'W
202XK	Porcelain Steel Whiteboard Panel	4'H x 10'W
Optional Accessories		
545*	Panel Roller	9"H x 9"W
531*	Panel Adhesive	4 Tubes (covers 16 sq ft)



Porcelain Steel Self-Adhesive Skins

Renew or replace your old board with porcelain steel self-adhesive skins. Magnetic porcelain steel panels mount by peeling back the protective film and applying over your existing board. Writable and erasable cover bar available to cover seams. Not all sizes or surfaces listed. Call for more information.

Part No.	Item	Dimensions
Porcelain Steel Self-Adhesive Skins		
208SD	Porcelain Steel Self-Adhesive Skin	4'H x 4'W
208SG	Porcelain Steel Self-Adhesive Skin	4'H x 6'W
208SH	Porcelain Steel Self-Adhesive Skin	4'H x 8'W
208SK	Porcelain Steel Self-Adhesive Skin	4'H x 10'W
208SM	Porcelain Steel Self-Adhesive Skin	4'H x 12'W
Optional Accessories		
80-TM	Cover Bar	per linear foot
545*	Panel Roller	9"H x 9"W



New-Rite® Replacement Vinyl

Easy to install vinyl instantly transforms an old worn surface. Provides a smooth and clean dry erase surface in minutes. Easy to trim to size and will allow magnets if applied to a magnetic surface.

Part No.	Item	Dimensions
New-Rite Replacement Vinyl		
214H*	New-Rite	4'H x 8'W
214K*	New-Rite	4'H x 10'W
214M*	New-Rite	4'H x 12'W
214*	New-Rite	4'H x 100'W



Natural Cork Self-Adhesive Skins

Natural cork with a self-adhesive backing makes easy work of replacing an old surface. Self-stick adhesive is intended for application on top of an existing board surface only. Custom sizes available.

Part No.	Item	Dimensions
Natural Cork Self-Adhesive Skins		
308JD	Natural Cork Self-Adhesive Skin	4'H x 4'W
308JG	Natural Cork Self-Adhesive Skin	4'H x 6'W
308JH	Natural Cork Self-Adhesive Skin	4'H x 8'W
308JK	Natural Cork Self-Adhesive Skin	4'H x 10'W
308JM	Natural Cork Self-Adhesive Skin	4'H x 12'W



Natural Cork Panels & Natural Cork Rolls

Natural cork material available as pre-cut Add-Cork or Cork-Plate panels, or as rolls of natural cork material. Add fiberboard or other appropriate backer to cork material to allow for use as tack surface. Not all sizes listed. Custom sizes are available. Call for details.



Part No.	Item	Dimensions
Natural Add-Cork Panel		
302XD	Natural Add-Cork Panel	4'H x 4'W
302XG	Natural Add-Cork Panel	4'H x 6'W
302XH	Natural Add-Cork Panel	4'H x 8'W
302XK	Natural Add-Cork Panel	4'H x 10'W
302XM	Natural Add-Cork Panel	4'H x 12'W
Natural Cork-Plate Panel		
303XD	Natural Cork-Plate Panel	4'H x 4'W
303XG	Natural Cork-Plate Panel	4'H x 6'W
303XH	Natural Cork-Plate Panel	4'H x 8'W
303XK	Natural Cork-Plate Panel	4'H x 10'W
303XM	Natural Cork-Plate Panel	4'H x 12'W
Natural Cork Roll		
NCK406	Natural Cork Roll	4'H x 6'W
NCK408	Natural Cork Roll	4'H x 8'W
NCK412	Natural Cork Roll	4'H x 12'W
NCK424	Natural Cork Roll	4'H x 24'W
NCK436	Natural Cork Roll	4'H x 36'W
NCK448	Natural Cork Roll	4'H x 48'W
NCK4100	Natural Cork Roll	4'H x 100'W



Colored Cork Panels

Colored Cork Panels feature .25" thick colored cork material over .25" durable substrate. Available in multiple colors (p. 42).


Part No.	Item	Dimensions
Colored Cork Panels		
322XD	Colored Cork-Plate Panel	4'H x 4'W
322XG	Colored Cork-Plate Panel	4'H x 6'W
322XH	Colored Cork-Plate Panel	4'H x 8'W
322XK	Colored Cork-Plate Panel	4'H x 10'W
322XM	Colored Cork-Plate Panel	4'H x 12'W



Colored Cork Skins

Self-adhesive Colored Cork Skins designed for mounting on existing surface. Available in multiple colors (p. 42).


Part No.	Item	Dimensions
Colored Cork Skins		
325JD	Colored Cork Self-Adhesive Skin	4'H x 4'W
325JG	Colored Cork Self-Adhesive Skin	4'H x 6'W
325JH	Colored Cork Self-Adhesive Skin	4'H x 8'W
325JK	Colored Cork Self-Adhesive Skin	4'H x 10'W
325JM	Colored Cork Self-Adhesive Skin	4'H x 12'W



Rubber-Tak® Skins

Self-adhesive Rubber-Tak® Skins designed for mounting on existing surface. Available in multiple colors (p. 43).


Part No.	Item	Dimensions
Rubber-Tak Skins		
327JD	Rubber-Tak Self-Adhesive Skin	4'H x 4'W
327JG	Rubber-Tak Self-Adhesive Skin	4'H x 6'W
327JH	Rubber-Tak Self-Adhesive Skin	4'H x 8'W
327JK	Rubber-Tak Self-Adhesive Skin	4'H x 10'W
327JM	Rubber-Tak Self-Adhesive Skin	4'H x 12'W



Vinyl Covered Panels

Available as Vin-Tak, Vinyl Add-Cork, or Vinyl Cork-Plate panels. Panels are available in a variety of colors (p. 43). Not all sizes listed.

Part No.	Dimensions	Part No.	Dimensions
Vin-Tak Panels - Cut Edge		Vinyl Add-Cork Panels	
311XG	4'H x 6'W	312XG	4'H x 6'W
311XH	4'H x 8'W	312XH	4'H x 8'W
311XK	4'H x 10'W	312XK	4'H x 10'W
Vin-Tak Panels - Wrapped Edge		Vinyl Cork-Plate Panels	
314EG	4'H x 6'W	313XG	4'H x 6'W
314EH	4'H x 8'W	313XH	4'H x 8'W
314EK	4'H x 10'W	313XK	4'H x 10'W



Fabric Covered Panels

Available as Fab-Tak, Fabric Add-Cork, or Fabric Cork-Plate panels. Panels are available in a variety of colors (p. 43). Not all sizes listed.


Part No.	Dimensions	Part No.	Dimensions
Fab-Tak Panels - Cut Edge		Fabric Add-Cork Panels	
331XG	4'H x 6'W	332XG	4'H x 6'W
331XH	4'H x 8'W	332XH	4'H x 8'W
331XK	4'H x 10'W	332XK	4'H x 10'W
Fab-Tak Panels - Wrapped Edge		Fabric Cork-Plate Panels	
334EG	4'H x 6'W	333XG	4'H x 6'W
334EH	4'H x 8'W	333XH	4'H x 8'W
334EK	4'H x 10'W	333XK	4'H x 10'W

Part No.	Item	Dimensions
1" Map Rails - Colored Cork (set of 6)		
522D*	Map Rail	1"H x 4"W
522G*	Map Rail	1"H x 6"W
522H*	Map Rail	1"H x 8"W
522K	Map Rail	1"H x 10"W
522M	Map Rail	1"H x 12"W
1" Map Rail Accessories		
510*	Hook Clip	Fits 1"H map rail
512*	Flag Holder	Fits 1"H map rail
514*	Map Winders	Fits 1"H map rail
516*	End Stops	Fits 1"H map rail
2" Map Rails - Colored Cork (set of 6)		
523D*	Map Rail	2"H x 4"W
523G*	Map Rail	2"H x 6"W
523H*	Map Rail	2"H x 8"W
523K	Map Rail	2"H x 10"W
523M	Map Rail	2"H x 12"W
2" Map Rail Accessories		
511*	Hook Clip	Fits 2"H map rail
513*	Flag Holder	Fits 2"H map rail
515*	Map Winders	Fits 2"H map rail
517*	End Stops	Fits 2"H map rail



Map Rails

Durable map rails turn empty wall space into instant display space. Available in 1"H or 2"H rails with colored cork insert. Other materials available. Call for details. Sold in sets of six. Hook clips, flag holders, map winders, and end stops available separately.



Best-Bite®

Tackless paper holder will not damage items. Simply push up to mount, and lift out to unmount. Sold in sets of six. Other lengths available.

Part No.	Dimensions	Part No.	Dimensions
Best-Bite (set of 6)			
505-0*	1.5"H x 7"W	505-3*	1.5"H x 36"W
505-1*	1.5"H x 12"W	505-4*	1.5"H x 48"W
505-2*	1.5"H x 24"W	505-6**	1.5"H x 72"W



Tack-Bite

Tackless paper holder includes tackable cork strip. Sold in sets of six. Other lengths available. Works with 2" map rail accessories (above).

Part No.	Dimensions	Part No.	Dimensions
Tack-Bite (set of 6)			
504-0*	2.5"H x 7"W	504-3*	2.5"H x 36"W
504-1*	2.5"H x 12"W	504-4*	2.5"H x 48"W
504-2*	2.5"H x 24"W	504-6**	2.5"H x 72"W



Tackboard Display Panel

Tackable panels turn blank walls into instant display space. Available with natural cork or easy to clean vinyl. Custom sizes available.


Part No.	Item	Dimensions
Tackboard Display Panel		
507AG**	Tackboard Display Panel	11.75"H x 72"W
507AH	Tackboard Display Panel	11.75"H x 96"W



Tackboard Display Rail

Tackable display rails turn blank walls into instant display space. Available with natural cork or easy to clean vinyl. Other sizes available.

Part No.	Item	Dimensions
Tackboard Display Rail		
506AG*	Tackboard Display Rail	3"H x 72"W
506AH*	Tackboard Display Rail	3"H x 96"W



Bulletin Bars

Tackable strip is encased in a 1" aluminum extrusion to instantly turn blank wall space into display space. Insert available in natural cork or in ReTire 100% recycled rubber. Sold in sets of 12. Set of push pins included.

Part No.	Item	Dimensions
Bulletin Bars (set of 12) - Natural Cork		
558-1*	Bulletin Bars (set of 12)	1"H x 12"W
558-2*	Bulletin Bars (set of 12)	1"H x 24"W
558-3*	Bulletin Bars (set of 12)	1"H x 36"W
558-4*	Bulletin Bars (set of 12)	1"H x 48"W

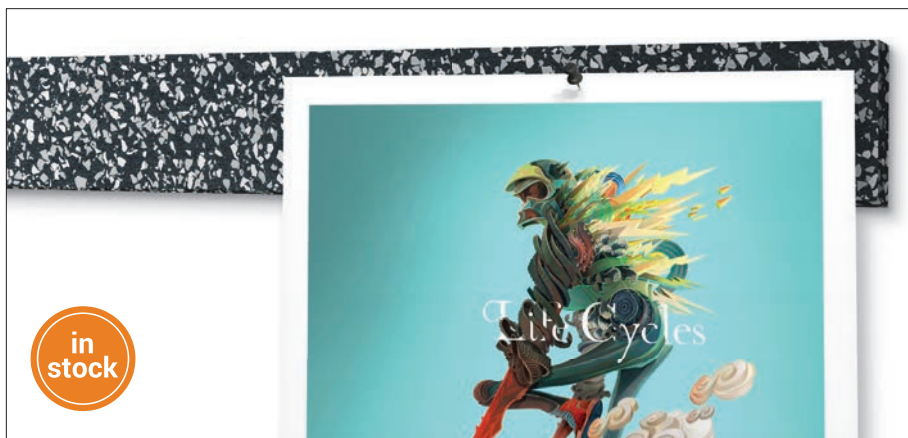
Part No.	Item	Dimensions
Bulletin Bars (set of 12) - ReTire Rubber		
558-1-105*	Bulletin Bars (set of 12)	1"H x 12"W
558-2-105*	Bulletin Bars (set of 12)	1"H x 24"W
558-3-105*	Bulletin Bars (set of 12)	1"H x 36"W
558-4-105*	Bulletin Bars (set of 12)	1"H x 48"W



Cork Strips

Natural cork tack strips transform your blank wall. Mount photos, artwork, documents, posters, etc. wherever needed. Made with .25" natural cork adhered to .25" hardboard for superior durability. Sold in sets of six. Includes set of push pins.


Part No.	Item	Dimensions
508	Cork Strips (set of 6)	1.75"H x 48"W



Rubber-Tak® Tackstrips

Made from .25" thick recycled rubber for a durable tack surface. Self-adhesive tackstrips mount anywhere for instant display space. Available in five colors. Sold in sets of six.

Part No.	Description	Dimensions
Rubber-Tak Tackstrips		
309S2*	Set of 6	1.63"H x 24"W
309S4*	Set of 6	1.63"H x 48"W
309S6	Set of 6	1.63"H x 72"W
309S8	Set of 6	1.63"H x 96"W



ReTire Tackstrips

Made from .25" thick recycled rubber with multi-colored rubber bits for a durable tack surface. Self-adhesive strips mount anywhere for instant display space. Sold in sets of six.

Part No.	Item	Dimensions
ReTire Tackstrips		
309S2-105*	Set of 6	1.63"H x 24"W
309S4-105*	Set of 6	1.63"H x 48"W
309S6-105	Set of 6	1.63"H x 72"W
309S8-105	Set of 6	1.63"H x 96"W



Mobile Floor Display Panels

Mobile Floor Display Panels provide a versatile way to display artwork, posters, or other information. Ideal for use as temporary partitions or room dividers. Available with either hook-and-loop fabric surface or with an easy to clean vinyl surface. Surface is tackable and fully framed in anodized aluminum trim. Side hinges allow panels to attach at various angles to create a variety of configurations. Includes hinges for both 90° and 120° connections. For single panel set ups, caster legs (included with each panel) allow easy mobility. See colors on p. 43.

Part No.	Item	Dimensions
Mobile Floor Display Panels (set of 1)		
689D-59	Mobile Floor Display Panel (Royal Hook & Loop)	78"H x 50"W
689D-61	Mobile Floor Display Panel (Silver Hook & Loop)	78"H x 50"W
689D-47	Mobile Floor Display Panel (Pacific Blue Vinyl)	78"H x 50"W
689D-44	Mobile Floor Display Panel (Gray Vinyl)	78"H x 50"W

Part No.	Item	Dimensions
Mobile Floor Display Panels (set of 3)		
689D3-59	Mobile Floor Display Panel (3 Panels / Royal Hook & Loop)	78"H x 150"W
689D3-61	Mobile Floor Display Panel (3 Panels / Silver Hook & Loop)	78"H x 150"W
689D3-47	Mobile Floor Display Panel (3 Panels / Pacific Blue Vinyl)	78"H x 150"W
689D3-44	Mobile Floor Display Panel (3 Panels / Gray Vinyl)	78"H x 150"W



in stock

Magnetic Language Easels

Ideal for group learning activities. Enhances your early childhood environment with easy interactivity. Available double-sided with magnetic markerboard, chalkboard, hook-and-loop fabric, or magnetic flannel options. 783GA includes felt cut-outs and flat magnets. Framed in satin anodized aluminum trim. Includes snap-on legs.

Part No.	Description	Dimensions
Magnetic Language Easels		
720GA*	Whiteboard / Chalkboard	12"H x 18"W
723GA*	Whiteboard / Hook & Loop	18"H x 24"W
783GA*	Whiteboard / Flannel	18"H x 24"W



in stock

Flannel Tabletop Easel

Ideal for group learning activities, the versatile Flannel Tabletop Easel is available in two sizes. Features a black flannel surface, perfect for use with storyboard items. Framed in aluminum trim. Includes snap-on legs.

Part No.	Item	Dimensions
721GA*	Flannel Tabletop Easel	1.5'H x 2'W



Get accessories on p. 105!

in stock

Economy Lap Board

Durable lap boards are ideal for group learning. Ideal for spelling, math, games, and other activities. Fun and easy to use dry erase surface.

Part No.	Description	Dimensions
Economy Lap Board		
629-24*	Economy Lap Boards	9"H x 12"W
629-48*	Economy Lap Boards	9"H x 12"W

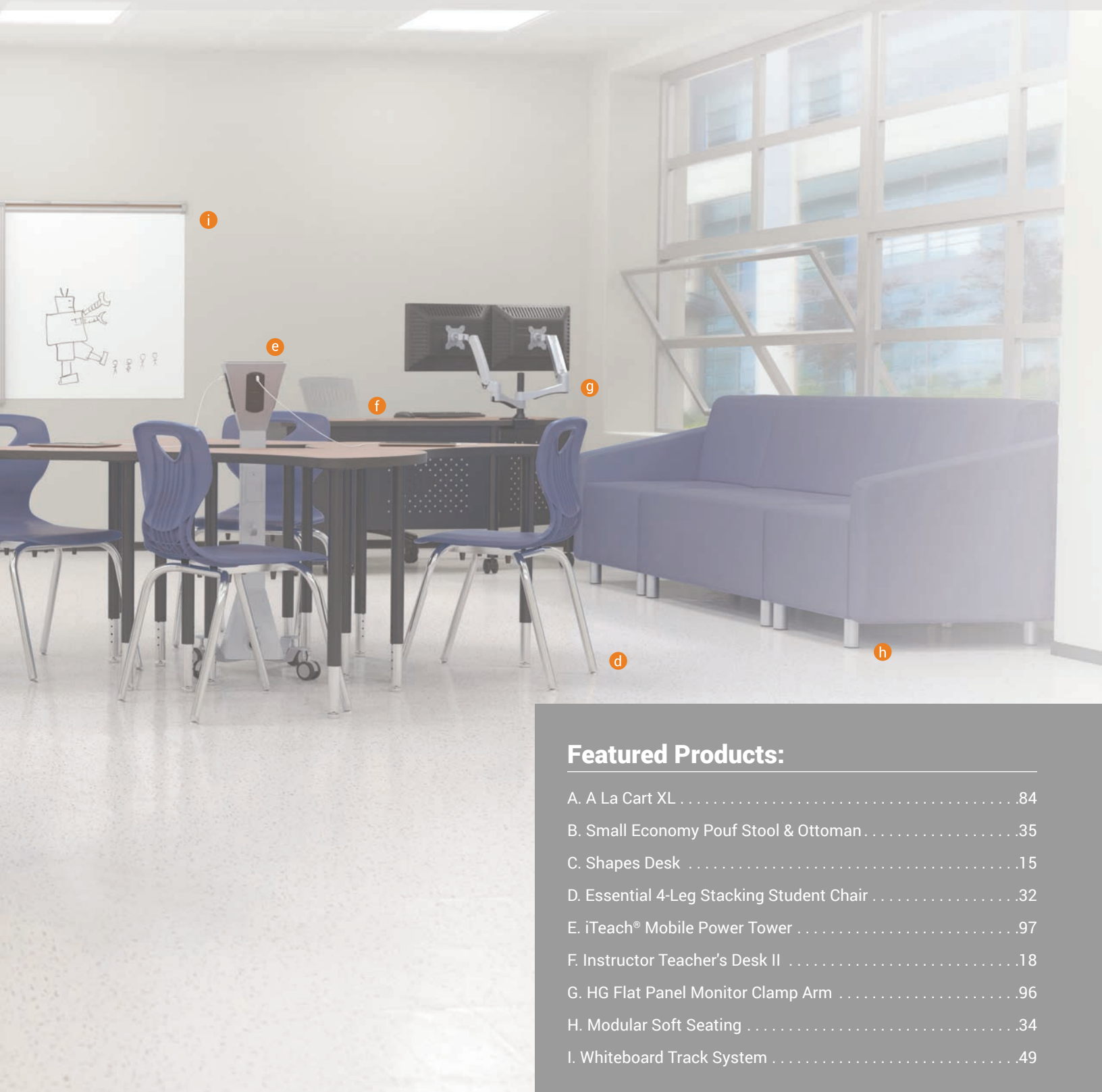


a

c

b

TECHNOLOGY >



Featured Products:

A. A La Cart XL	84
B. Small Economy Pouf Stool & Ottoman	35
C. Shapes Desk	15
D. Essential 4-Leg Stacking Student Chair	32
E. iTeach® Mobile Power Tower	97
F. Instructor Teacher's Desk II	18
G. HG Flat Panel Monitor Clamp Arm	96
H. Modular Soft Seating	34
I. Whiteboard Track System	49



quick
ship



A La Cart XL

The new A La Cart XL is the best choice for charging and securing the new bigger format Chromebooks and tablets, up to 32 devices with one cord to the wall. Works with your existing device chargers. Includes locking doors and 4" casters (two locking).

Part No.	Item	Dimensions	Ship Wt.
27726A	A La Cart XL Charging Cart	39.5"H x 41.25"W x 23.75"D	112 lbs



A La Cart

Keep up to 32 tablets or netbooks charged and ready to go with the mobile and versatile A La Cart Tablet Security & Charging Cart. Available assembled or ready-to-assemble. Locking doors and 4" casters.

Part No.	Item	Dimensions
A La Cart		
27702	A La Cart Tablet Security Cart	36.75"H x 31.75"W x 20.13"D
27698	A La Cart Tablet Security & Charging Cart	36.75"H x 31.75"W x 20.13"D
27698A	A La Cart Tablet Security & Charging Cart	36.75"H x 31.75"W x 20.13"D



in
stock



iTeach® High Capacity Cart

Easily charge, or sync and charge up to 48 mobile devices simultaneously with the efficient and attractive cart. Available to hold 16, 32, or 48 devices. Optional larger casters. Patent pending.

Part No.	Item	Dimensions	Part No.	Item	Dimensions
High Capacity Cart - Charging			High Capacity Cart - Charging + Syncing		
27695-2	16	40.25"H x 20.25"W x 27"D	27705-2	16	40.25"H x 20.25"W x 27"D
27695-4	32	40.25"H x 20.25"W x 27"D	27705-4	32	40.25"H x 20.25"W x 27"D
27695-6	48	40.25"H x 20.25"W x 27"D	27705-6	48	40.25"H x 20.25"W x 27"D
Optional Accessories					
66653*	Larger Casters			4" diameter	



quick
ship



Odyssey XL

The new Odyssey XL is the optimum for charging and securing the new bigger format Chromebooks and tablets, up to 48 devices with one cord to the wall. Locking cabinet and heavy duty casters (two locking). Works with your existing device chargers.

Part No.	Item	Dimensions
27725A	Odyssey XL Charging Cart	40"H x 52"W x 26"D



iTeach® Tablet Charging Cart

Easily charge and transport up to 32 tablet devices with this modern and attractive cart. This versatile design holds 32 iPads or other mobile computing devices in one secure and portable unit.

Part No.	Item	Dimensions
27670	iTeach Tablet Charging Cart	36"H x 26"W x 34.5"D
27679	iTeach Tablet Charging + Syncing Cart	36"H x 26"W x 34.5"D



Odyssey High Capacity Charging Cart

Charge and secure up to 48 small format devices like iPads, tablets, Chromebooks and netbooks. Durable locking cabinet keeps items secure. Easily mobile on 4" casters (two locking).

Part No.	Item	Dimensions
27706	Odyssey High Capacity Charging Cart	40"H x 50"W x 24"D
27706A	Odyssey High Capacity Charging Cart	40"H x 50"W x 24"D



Odyssey 24 Laptop Charging Cart

Provide a safe place for your valuable resources. The Odyssey 24 Laptop Charging Cart offers security and mobility for up to 24 laptops, tablets, or other devices.

Part No.	Item	Dimensions
27652	Odyssey 24 Charging Cart	40"H x 53"W x 24"D



Economy Tablet Charging Cart

Keep up to 16 tablets or netbooks charged and secure in the compact and versatile Economy Tablet Charging Cart.

Part No.	Item	Dimensions
27689	Economy Tablet Charging Cart	30.75"H x 22.5"W x 15.75"D



iTeach® Desktop Tablet Charger

Easily charge and/or sync up to eight USB tablet or phone devices right on your desktop.

Part No.	Item	Dimensions
iTeach Desktop Tablet Charger		
27690*	iTeach Desktop Tablet Charger	7"H x 16.5"W x 14"D
27704*	iTeach Desktop Tablet Sync + Charger	7"H x 16.5"W x 14"D



Mobile Laptop Charging Stations

Available in two sizes to hold either 10 or 20 laptops for charging. Doors lock securely. Mobile on large heavy-duty casters.

Part No.	Item	Dimensions
Mobile Laptop Charging Stations		
27540	Mobile Laptop Charging Station	50.75"H x 23.63"W x 19.25"D
27541	Mobile Laptop Charging Station	50.75"H x 32.75"W x 19.25"D



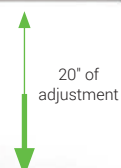
iTeach® 2 Mobile Electric IWB Stand

Engage your audience anywhere! This mobile electric IWB stand provides 20" of height adjustability for your board. Sold as a package with either a short throw arm, super short throw arm, or ultra short throw arm. Optional accessories add functionality. Patent pending.

Part No.	Description	Dimensions
iTeach 2 Mobile IWB Stand		
27634	Short Throw Arm	75" - 100"H x 58"W x 30.25"D
27635	Super Short Throw Arm	75" - 100"H x 58"W x 30.25"D
27636	Ultra Short Throw Arm	75" - 100"H x 58"W x 30.25"D

Optional Accessories

66615	Sidewing Arm + Shelf (1)	89.25" - 130.38"W x 12.63"D
66620*	Sidewing Shelf	17.75"W x 12.63"D
66614*	Locking Cabinet	26.88"H x 17.88"W x 15.13"D
66572*	Deluxe Power Strip with Surge Protector	7 outlets / 25' cord / cord winder







iTeach® Mobile Electric IWB Stand

Engage your audience anywhere! This mobile electric IWB stand provides 20" of height adjustability for your board. Sold as a package with either a short throw arm, super short throw arm, or ultra short throw arm. Optional accessories add functionality. Patent pending.


Part No.	Description	Dimensions
iTeach Mobile IWB Stand		
27603	Short Throw Arm	78" - 98"H x 55"W x 27.5"D
27604	Super Short Throw Arm	78" - 98"H x 55"W x 27.5"D
27605	Ultra Short Throw Arm	78" - 98"H x 55"W x 27.5"D
Optional Accessories		
66593*	Sidewing Table	17.75"W x 12.63"D
66596*	Speaker Shelf	8.75"H x 25.5"W x 9.25"D
66594*	AC Power Panel	3 outlets / 25' cord



Elevation Mobile IWB Stand

Elevation Mobile IWB stand provides 18" of pneumatic height adjustability for your board. Sold as a package with either a short throw arm, super short throw arm, or ultra short throw arm. Optional accessories add functionality.

Part No.	Description	Dimensions
Elevation Mobile IWB Stand		
27639	Short Throw Arm	75" - 100"H x 58"W x 30.25"D
27640	Super Short Throw Arm	75" - 100"H x 58"W x 30.25"D
27641	Ultra Short Throw Arm	75" - 100"H x 58"W x 30.25"D
Optional Accessories		
66615	Sidewing Arm + Shelf (1)	89.25" - 130.38"W x 12.63"D
66620*	Sidewing Shelf	17.75"W x 12.63"D
66614*	Locking Cabinet	26.88"H x 17.88"W x 15.13"D
66572*	Deluxe Power Strip with Surge Protector	7 outlets / 25' cord / cord winder





Genius Mobile Board Stand

Move any interactive whiteboard or standard markerboard from room to room with ease with the Genius Mobile Whiteboard Stand. Accommodates boards from 45.25" to 61.5"H, a minimum of 31.5"W, and from .5" to 4.5"D. Holds up to 200 lbs. Powder-coated platinum steel frame includes heavy duty 5" casters (two locking).

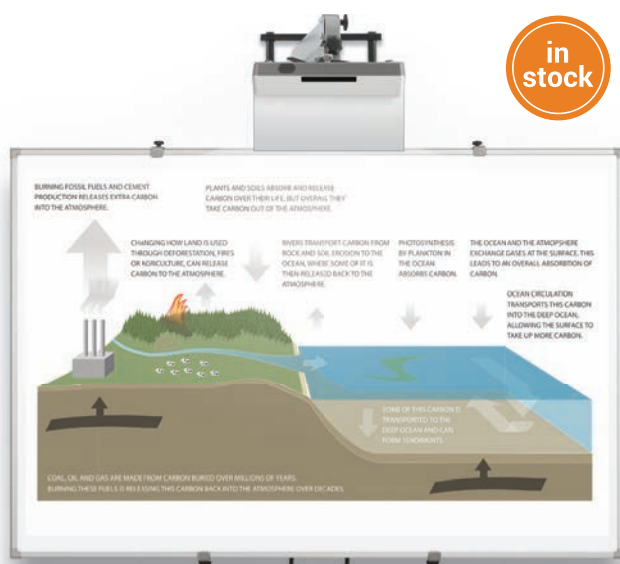
Part No.	Item	Dimensions
56402*	Genius Mobile Whiteboard Stand	68.5" - 84.75"H x 36"W x 26"D



iTeach® 2 Electric IWB Wall Mount

Add 20" of smooth electric height adjustability to your board! Offered as a package with one of three projector throw arms: short throw, super short throw, or ultra short throw. Patent pending.

Part No.	Item	Dimensions
iTeach 2 Electric IWB Wall Mount		
27631	Short Throw Arm	63.5"H x 55.5"W x 8.25"D
27632	Super Short Throw Arm	63.5"H x 55.5"W x 8.25"D
27633	Ultra Short Throw Arm	63.5"H x 55.5"W x 8.25"D



Elevation IWB Wall Mount

Add 18" of easy pneumatic height adjustability to your board! Offered as a package with one of three projector throw arms: short throw, super short throw, or ultra short throw.

Part No.	Item	Dimensions
Elevation IWB Wall Mount		
27620	Short Throw Arm	55" - 75"H x 29"W x 8"D
27621	Super Short Throw Arm	55" - 75"H x 29"W x 8"D
27622	Ultra Short Throw Arm	55" - 75"H x 29"W x 8"D



Elevation Mobile Flat Panel Stand

Durable mobile cart holds your flat panel display in style, and also offers a variety of accessories to add functionality. See accessory details on p. 88 under the Elevation IWB Cart.

Part No.	Item	Dimensions
27650	Elevation Cart + Flat Panel Mount	74"H x 58"W x 30.25"D



iTeach® Flat Panel Cart

Get 18" of electric height adjustability for your flat panel display. Durable mobile cart also offers a variety of accessories to add functionality. See accessory details on p. 87 under the iTeach® 2 IWB Cart. Patent pending.

Part No.	Item	Dimensions
27675	iTeach Flat Panel Cart	75" - 98"H x 58"W x 30.25"D



NEW!

coming soon!



MediaSpace Flat Panel Cart

See updated price guide or web site for full product details!



in stock

Platinum Flat Panel Cart

Holds up to a 50"/120 lb flat panel display, moving from room to room with ease on heavy duty 4" casters. Silver powder-coated steel frame with shelf.

Part No.	Dimensions
27544	67"H x 35"W x 25.5"D



in stock

Height Adjustable Flat Panel Cart

Holds up to a 42"/120 lb flat panel display. Mounting bracket can be adjusted in 1" increments. Top shelf also adjusts. Locking storage cabinet and 4" casters included. Includes 4-outlet electrical assembly.

Part No.	Dimensions
27530M*	46" - 62"H x 24"W x 18"D



in stock

Wide Body Flat Panel Cart + Cabinet

Holds up to a 54"/100 lb flat panel display. Locking cabinet gives you secure storage ability. All steel body is powder-coated black. Includes 4" casters and 4-outlet electrical assembly with 25' cord.

Part No.	Dimensions
27531M	67"H x 32"W x 28"D



in stock

Wide Body Flat Panel Cart

Holds up to a 44"/80 lb flat panel display. All steel body is powder-coated black. Includes 4" casters and 4-outlet electrical assembly with 25' cord.

Part No.	Dimensions
27553*	67"H x 32"W x 23.5"D



Alpha Cart

Versatile and modular mobile cart is fully adjustable. Includes keyboard shelf, projector shelf, and document camera shelf.

Part No.	Item	Dimensions
27588*	Alpha Cart	47"H x 31.75"W x 27.5"D



Presentation Cart

Compact AV cart available in gray or teak. Optional accessories add functionality. Includes 3" casters. Larger casters available.

Part No.	Item	Dimensions
Presentation Cart		
89759*	Presentation Cart (Gray)	40.25"H x 18"W x 30"D
27519*	Presentation Cart (Teak)	40.25"H x 18"W x 30"D
34405*	Accessory Shelf (Gray)	18"W x 14"D
34458*	Accessory Shelf (Teak)	18"W x 14"D
34409*	Locking Cabinet (Gray)	20"H x 14"W x 15"D
34459*	Locking Cabinet (Teak)	20"H x 14"W x 15"D



Beta Sit/Stand Cart

Flexible and modular cart fits your mobile AV cart needs. Optional accessory shelves add versatility.

Part No.	Item	Dimensions
Beta Sit/Stand Cart		
27614*	Beta Sit/Stand Cart	67"H x 32"W x 33"D
27619*	Projector Shelf	15"W x 11"D
27618*	Document Camera Shelf	15"W x 13.75"D
27617*	Dual Monitor Mount	Up to 22" monitors



Xtra Long Presentation Cart

Versatile AV cart available in gray or cherry. Optional accessories add functionality. Includes 3" casters. Larger casters available.

Part No.	Item	Dimensions
Xtra Long Presentation Cart		
27521**	Xtra Long Presentation Cart (Gray)	40.75"H x 18.5"W x 30"D
27577**	Xtra Long Presentation Cart (Cherry)	40.75"H x 18.5"W x 30"D
34465*	Accessory Shelf (Gray)	18"W x 18"D
34466*	Locking Cabinet (Gray)	20"H x 14"W x 15"D
66610*	Locking Cabinet (Cherry)	20"H x 14"W x 15"D
66577*	Larger Casters	5" diameter



Xtra Wide Presentation Cart

Larger presentation cart provides extra storage. Durable cart in gray laminate with black frame and 4" casters. Accessories add function.

Part No.	Item	Dimensions
Xtra Wide Presentation Cart		
27517	Xtra Wide Presentation Cart	40"H x 21.25"W x 30.5"D
34444*	Accessory Shelf	18"W x 24.75"D
34445*	Locking Cabinet	25"H x 19.75"W x 25"D



Dual Adjustable Laptop Utility Cart

Durable and versatile cart provides mobility and security. Adjusts from 26" to 42"H. Black steel frame with 4" casters (two locking). Two retractable equipment shelves. Locking storage cabinet. Electrical assembly included.

Part No.	Item	Dimensions
89875*	Dual Adjustable Laptop Utility Cart	26" - 42"H x 24"W x 18"D



FDB AV Cart

Ample room for all of your AV equipment in a mobile cart. Locking storage cabinet. Height adjustable from 31" - 39". Black steel frame with 4" casters (two locking). Includes electrical assembly.

Part No.	Item	Dimensions
27565M*	FDB AV Cart	31" - 39"H x 32.25"W x 24.25"D



Adjustable Laptop Utility Cart

Versatile and mobile cart for all your AV needs. Retractable shelf for laptop or other equipment. Adjusts from 26" to 42"H. Black steel frame with 4" casters (two locking). Includes electrical assembly.

Part No.	Item	Dimensions
89842*	Adjustable Laptop Utility Cart	26" - 42"H x 24"W x 18"D

in stock



Adjustable Utility Cart

Durable and versatile cart provides easy mobility and storage for any AV setting. Adjusts from 26" to 42"H. Black steel frame with 4" casters (two locking). Includes electrical assembly.

Part No.	Item	Dimensions
85892*	Adjustable Utility Cart	26" - 42"H x 24"W x 18"D

in stock



PBL AV Cart

Compact cart provides easy mobility. Top shelf adjusts from 41.5" to 47.5"H. Middle shelf extends outward for easy access. Black steel frame with 3" casters (two locking).

Part No.	Item	Dimensions
81052*	PBL AV Cart	41.5" - 47.5"H x 18"W x 20"D

in stock



Diversity Stand

Versatile cart is ideal as a projector cart, as a lectern, or as a stand up workstation. Adjusts from 37.5" to 45.5"H. Features storage box and 3" casters (two locking).

Part No.	Item	Dimensions
89786*	Diversity Stand	37.5" - 45.5"H x 23.75"W x 26"D



Web AV Cart

Versatile, compact, and mobile cart is adjustable from 38.5" to 44.5"H. Perfect for use as an AV cart or stand up workstation. Steel frame with 3" casters (two locking).

Part No.	Item	Dimensions
85052*	Web AV Cart	38.5" - 44.5"H x 24"W x 31"D

Custom products are non-returnable and non-refundable.

*Ships UPS **Ships UPS OS1 ***Ships UPS OS2



Other laminate options available

Trend Podium

Customizable podium features locking cabinet with two adjustable shelves. Top is angle and height adjustable. Gray steel frame with 3" casters (two locking). Optional AV panel available.

Part No.	Item	Dimensions
Trend Podium		
52830-XXXX-XX	Podium	43" - 49"H x 19.75"W x 20.75"D
66656*	AV Panel	3"H x 6"W

in stock



Economy Trend Podium

Podium features locking cabinet with two adjustable shelves. PVC cherry top is angle and height adjustable. Gray steel frame with 3" casters (two locking).

Part No.	Item	Dimensions
Economy Trend Podium		
27694	Podium	43" - 49"H x 19.75"W x 20.75"D
66656*	AV Panel	3"H x 6"W



in stock

Floor Lectern

Handsome lectern available in oak or mahogany laminate. Features recessed 3" casters (two locking). Designed to prevent tipping. Retractable side shelf for equipment.

Part No.	Item	Dimensions
Floor Lectern		
27510**	Oak	46"H x 25"W x 20.13"D
27508**	Mahogany	46"H x 25"W x 20.13"D



in stock

Lumina™ Podium

Stylish mobile lectern available in gray/platinum or cherry/black. Steel base includes storage box and 3" casters (two locking).

Part No.	Item	Dimensions
Lumina Podium		
27562*	Gray	44.75"H x 25"W x 24"D
27574*	Cherry	44.75"H x 25"W x 24"D



in stock

Scamp

Lightweight and mobile lectern is idea for the instructor on the go. Includes padded wrist rest. Adjusts from 27" to 43"H. Includes 2" casters (two locking).

Part No.	Item	Dimensions
43062*	Scamp	27" - 43"H x 24"W x 18"D



in stock

Metal Lectern

Heavy duty steel lectern is ideal for high traffic or industrial areas. Features storage space for materials. Leveling glides included.

Part No.	Item	Dimensions
89888*	Metal Lectern	47.75"H x 23"W x 14"D



in stock

Refreshment/Utility Cart

Handsome cart is ideal for general office and equipment storage and also doubles as a refreshment cart for conference rooms. Locking cabinet with five dual-wheel casters.

Part No.	Item	Dimensions
27666*	Ref/Ut Cart	35.5"H x 29.5"W x 20.75"D



in stock

LB-PR

Use the LB-PR to hold whatever needs holding, from paper, to printers, to fax machines. Gray steel frame includes 3" casters (two locking).

Part No.	Item	Dimensions
22601*	LB-PR	27.5"H x 32.5"W x 25"D



Max Stax

Versatile multi-purpose cart ideal for use as an equipment stand or as a stand up workstation. Retractable shelf mounts in two positions for either use. Gray steel frame with 3" casters (two locking).

Part No.	Item	Dimensions
25983*	Max Stax	42.5"H x 25.13"W x 20"D



Dual Laser Printer Stand

Get compact and mobile storage for two printers. Second shelf extends outward for easy access when against a wall. Gray steel frame with 2" casters (two locking).

Part No.	Item	Dimensions
23701*	Dual Laser Printer Stand	31"H x 24"W x 24"D



Single Fax & Printer Stand

Durable compact cabinet features one adjustable shelf and a wire paper basket. Laminate frame with 2" casters (two locking).

Part No.	Item	Dimensions
27502*	Single F&P Stand	26.63"H x 17.5"W x 17.5"D



Low Profile Printer Stand

Save valuable desk space and keep your printer off the floor. Second shelf provided for handy paper storage. Includes 2" casters (two locking).

Part No.	Item	Dimensions
27501*	Low Profile PS	14"H x 17"W x 17"D



Adjustable Printer Stand

Accommodates a wide variety of dot matrix printers with adjustable plates. Gray steel frame with 2" casters (two locking).

Part No.	Item	Dimensions
21701*	Adjustable PS	27"H x 35"W x 29"D



iTeach® Flat Panel Wall Mount

Electrically height adjust your flat panel 18". Durable brushed silver steel frame. Holds up to 80"/170 lbs. Optional speaker shelf available.

Part No.	Item	Dimensions
iTeach Flat Panel Wall Mount		
27678*	iTeach Flat Panel Wall Mount	36" - 46"H x 37.5"W x 8"D
66635*	Speaker Shelf	6" - 8"H x 31.5"W x 6"D



HG Articulating Flat Panel Wall Mounts

Fully adjustable "set and forget" flat panel wall mounts available in two sizes. Smaller holds 26" - 52"/75 lbs. Larger holds 32" - 65"/185 lbs.

Part No.	Item	Dimensions
HG Articulating Flat Panel Wall Mounts		
66648*	Smaller	17.72"H x 19.69"W x 22.13"D
66649*	Larger	20.63"H x 34.25"W x 21.65"D



Flat Panel Wall Mount Brackets

Durable steel brackets available in two sizes. Smaller holds 42"/85 lbs. Larger holds 42" - 61"/125 lbs. Double stud wall installation required.


Part No.	Item	Dimensions
Flat Panel Wall Mount Brackets		
66586*	Flat Panel Wall Mount Bracket	21.3"H x 23.3"W x 6"D
66587*	Flat Panel Wall Mount Bracket	21.3"H x 34.9"W x 6"D



HG Flat Panel Monitor Clamp Arm

Most versatile "set and forget" monitor arm available. Full range of adjustments. Optional arm for second monitor available.

Part No.	Item	Dimensions
HG Flat Panel Monitor Clamp Arm		
66643*	HG Flat Panel Monitor Desktop Clamp Arm	21.9"H x 24.41"W x 4.84"D
66646*	Second Monitor Arm	4.53"H x 4.53"W x 16.26"D



Flat Panel Monitor Wall Mounts

Available in a variety of configurations to suit your needs. All models are VESA compatible and hold up to 23"/30 lbs.

Part No.	Item	Dimensions
Flat Panel Monitor Wall Mounts		
A 66582*	Dual Arm Monitor Wall Mount	15.1"H x 4.8"W x 20.9"D
B 66584*	Low Profile Monitor Wall Mount	4.72"H x 3.86"W x 4.49"D
C 66585*	Low Profile Ergonomic Monitor Wall Mount	7.9"H x 4.8"W x 5.2"D



HG Wall Mount Projector Arm

A fully adjustable wall mount arm with a fine tune universal mount. Ideal for ultra short throw projectors.

Part No.	Item	Dimensions
66647*	HG Wall Mount Projector Arm	8.47"H x 13.88"D x 34.7"D



iTeach® Mobile Power Tower

Get convenient access to power in multi-user table groups. Features AC power and USB charging ports on four sides. Easily mobile on four dual-wheel casters (two locking). Includes 13.5' cable and winder on body.

Part No.	Item	Dimensions
27735	iTeach Mobile Power Tower	40"H x 17.5"W x 17.5"D



8-Port USB Charging Station

Charge up to eight mobile devices at the same time (USB output). Reduces desktop clutter and replaces up to 8 charging bricks.

Part No.	Item	Dimensions
66670*	8-Port USB Charging Station	2"H x 5"W x 11.5"D



Clamp Mount Outlet & USB Charger

Ideal for tables without grommets. Get instant table top access to AC power and USB charging. Fits tables from .75" to 2" thick.

Part No.	Item	Dimensions
66675*	Clamp Mount Outlet & USB Charger	5.25"H x 7.25"W x 3"D



Pop-Up Grommet Outlet & USB Charger

Get convenient access to power and USB charging right from your grommet. Retractable when not in use. Requires 2.36" (60mm) hole.

Part No.	Item	Dimensions
66666*	Pop-Up Grommet Outlet & USB Charger	11.62"H x 2.86"W x 2.86"D



Power Strips with Surge Protection

Available in three styles to fit your needs and your equipment. All are surge protected and include a 25' cord.

Part No.	Item	Description
Power Strips with Surge Protection		
A 66450*	Basic Power Strip	4 outlets / 25' cord / cord winder
B 66572*	Deluxe Power Strip	7 outlets / 25' cord / cord winder
C 66573*	Bracket Power Strip	7 outlets / 25' cord / mounting bracket



Homework - Thursday
Multiplication problems
Read chapters 4-6

TODAY'S HELPER:
Lindsey

✓Pat
✓Dan
✓Paula

$$\begin{array}{r} 6 \\ \times 4 \\ \hline \end{array}$$

$$\begin{array}{r} 7 \\ \times 4 \\ \hline \end{array}$$

$$\begin{array}{r} 8 \\ \times 4 \\ \hline \end{array}$$

ACCESSORIES



Featured Products:

A. iTeach® High Capacity Charging Cart	84
B. Shapes Desks	15
C. Essential 4-Leg Stacking Student Chair	32
D. iTeach® Mobile Power Tower	97
E. Luxe Glass™ Magnetic Glass Whiteboard	53
F. Height Adjustable Flipper Training Table	23
G. Soft Seating Collections	34-35
H. Circulation Task Stool	32
I. Mobile Lap Board Teacher Easel	74



iTeach® Mobile Power Tower

Get convenient access to power in multi-user table groups. Features AC power and USB charging ports on four sides. Easily mobile on four dual-wheel casters (two locking). Includes 13.5' cable and winder on body.

Part No.	Item	Dimensions
27735	iTeach Mobile Power Tower	40"H x 17.5"W x 17.5"D



8-Port USB Charging Station

Charge up to eight mobile devices at the same time (USB output). Reduces desktop clutter and replaces up to 8 charging bricks.

Part No.	Item	Dimensions
66670*	8-Port USB Charging Station	2"H x 5"W x 11.5"D



Clamp Mount Outlet & USB Charger

Ideal for tables without grommets. Get instant table top access to AC power and USB charging. Fits tables from .75" to 2" thick.

Part No.	Item	Dimensions
66675*	Clamp Mount Outlet & USB Charger	5.25"H x 7.25"W x 3"D



Pop-Up Grommet Outlet & USB Charger

Get convenient access to power and USB charging right from your grommet. Retractable when not in use. Requires 2.36" (60mm) hole.

Part No.	Item	Dimensions
66666*	Pop-Up Grommet Outlet & USB Charger	11.62"H x 2.86"W x 2.86"D



Power Strips with Surge Protection

Available in three styles to fit your needs and your equipment. All are surge protected and include a 25' cord.

Part No.	Item	Description
Power Strips with Surge Protection		
A 66450*	Basic Power Strip	4 outlets / 25' cord / cord winder
B 66572*	Deluxe Power Strip	7 outlets / 25' cord / cord winder
C 66573*	Bracket Power Strip	7 outlets / 25' cord / mounting bracket




in stock

Rite-On® Dry Erase Markers

Selected for optimum results with Best-Rite® dry erase whiteboard surfaces. Pack of four includes black, blue, green, and red.

Part No.	Item	Dimensions
554E4*	Rite-On Dry Erase Markers	6"H x 4"W



Glass Board Eraser

Soft pile eraser is ideal for glass and other dry erase surfaces. Erases with no ghosting. Clean with mild detergent and water.

Part No.	Item	Dimensions
575*	Glass Board Eraser	1.75"H x 6"W x 2.5"D



in stock

Magnetic Eraser Cloth

Magnet sewn into corner to attach to any surface that accepts magnets. Cloth wipes cleanly. Clean with mild detergent and water.

Part No.	Item	Dimensions
555*	Magnetic Eraser Cloth	8"H x 8"W



in stock

Magnetic Accessory Tray

Compact magnetic tray holds your markers and erasers where you need them. Purchase two or more for larger boards.

Part No.	Item	Dimensions
MT-12B*	Black	1.25"H x 12"W x 2.75"D
MT-12G*	Gray	1.25"H x 12"W x 2.75"D



in stock

Magnetic Q-Tray

Durable magnetic tray holds your markers and erasers where you need them. Purchase two or more for larger boards.

Part No.	Item	Dimensions
MT-16*	Black	1.25"H x 12"W x 2.5"D
MT-16G*	Gray	1.25"H x 12"W x 2.5"D



in stock

Green Erase®

Environmentally certified multi-purpose cleaner comes in ready-to-use or concentrate.

Part No.	Item	Dimensions
580*	Green Erase	1 qt. (.946 L)
581*	Green Erase Concentrate	1 qt. (.946 L)



in stock

Cubicle Board Hangers

Set of two adjustable hangers lets you hang boards over a cubicle wall. Holds up to 50 lbs.

Part No.	Item	Dimensions
56389*	Cubicle Board Hangers	3.5"H x .63"W x 2.75"D

Rite-On® Accessory Kits

Purchase any one of our Rite-On® accessory kits, specially packaged for specific board and user needs. They make the perfect addition to any Best-Rite® board.


- A. Dry Erase Board Accessory Kit** - Includes 1 pack of dry erase markers (4 total), and 2 magnetic eraser cloths.
- B. Deluxe Dry Erase Board Accessory Kit** - Included 4 packs of dry erase markers (16 total) and 2 magnetic eraser cloths.
- C. Deluxe Whiteboard Kit** - Includes 1 pack of markers (4 total), 1 magnetic eraser cloth, 1 magnetic accessory tray, and 1 bottle of Green Erase®.
- D. Whiteboard Starter Kit** - Includes 3 packs of markers (12 total), 1 magnetic eraser cloth, and 1 bottle of Green Erase®.
- E. In Reach Whiteboard Kit** - includes 2 packs

of markers (8 total), 1 magnetic eraser cloth, and 1 magnetic accessory tray.

F. Multimedia Board Accessory Kit - includes 6 packs of markers (24 total), 2 magnetic eraser cloths, and a spray bottle for easy wet erasing.

G. Frameless Whiteboard Kit - includes aluminum accessory tray, a set of 2 dry erase markers, 1 magnetic eraser cloth, and a set of 4 rare earth magnets.


Part No.	Item
Rite-On Accessory Kits	
A 556*	Rite-On Dry Erase Whiteboard Accessory Kit
B 564*	Rite-On Dx Dry Erase Whiteboard Accessory Kit
C 570*	Rite-On Deluxe Whiteboard Kit
D 569*	Rite-On Whiteboard Starter Kit
E 568*	Rite-On In Reach Whiteboard Kit
F 567*	Rite-On Multimedia Board Accessory Kit
G 571*	Rite-On Frameless Whiteboard Kit



Desktop Privacy Panels

Help define your work areas while providing privacy and blocking sound without impairing visibility. Available in six widths, panels fit a desk top from .75" to 1.5" thick. Available in porcelain steel, tackable pebbles vinyl, or a combination of both. Add trays (right) for extra storage.

Part No.	Surface	Size	Dimensions
Desktop Privacy Panels			
90134*	Porcelain Steel	21.5"W	17"H x 21.5"W x 1"D
90136*	Pebbles Vinyl	21.5"W	17"H x 21.5"W x 1"D
90137*	Porcelain Steel	32"W	17"H x 32"W x 1"D
90138*	Pebbles Vinyl	32"W	17"H x 32"W x 1"D
90139*	Porcelain Steel	41"W	17"H x 41"W x 1"D
90140*	Pebbles Vinyl	41"W	17"H x 41"W x 1"D
90133*	Porcelain Steel	48"W	17"H x 48"W x 1"D
90135*	Pebbles Vinyl	48"W	17"H x 48"W x 1"D
90142*	Porcelain Steel	58"W	17"H x 58"W x 1"D
90143*	Pebbles Vinyl	58"W	17"H x 58"W x 1"D
90144*	Combination	58"W	17"H x 58"W x 1"D
90146*	Porcelain Steel	66"W	17"H x 66"W x 1"D
90147*	Pebbles Vinyl	66"W	17"H x 66"W x 1"D
90148*	Combination	66"W	17"H x 66"W x 1"D



Accessory Tray Set

Set of three plastic trays adds instant storage. Fits on Desktop Privacy Panels (left), Hang-Up Board (p. 52) or D.O.C. Partitions (p. 69)

Part No.	Item	Dimensions
661PT*	Accessory Tray Set	Set of 3 trays - assorted sizes



Accessory Locking Pencil Drawer

Universal accessory for desks and tables with a flat space of 15.5"W x 12.5"D. Attaches directly to the bottom of a desktop.

Part No.	Item	Dimensions
34443*	Accessory Locking Pencil Drawer	3.5"H x 15.5"W x 12.5"D



Ganging Device

Durable rubber gangers allow flexibility and security. Set of two with hardware. Center to center distance of 3". Patented design.

Part No.	Item	Dimensions
66640*	Ganging Device	1.63"H x 4.5"W x .25"D



Cable Management Tray

Add instant cable management to your desk or table. Buy one for smaller desks or two or more for larger. Steel construction.

Part No.	Description	Dimensions
66350*	1 Tray	3"H x 21.5"W x 2.5"D
65850*	2 Trays	3"H x 21.5"W x 2.5"D



CPU Holder

Adjustable arms accommodate horizontal or vertical CPUs. Mounts to bottom of desktop to save space.

Part No.	Item	Dimensions
33550*	CPU Holder	5.13" - 13.13"H x 9.13" - 25.75"W



Mobile Tub Storage Carts

Keep your classroom organize, mobile, and adaptable with this versatile cart. Available to hold 20 or 40 tubs and locks to keep contents secure. Maximum 5 lbs per tub. Heavy duty 3" casters (two locking) provide easy mobility.

Part No.	Description	Dimensions
27754	20 tub cart	54.7"H x 24"W x 18.8"D
27736	40 tub cart	56.7"H x 45.2"W x 18.8"D



NEW!

in stock



in stock

Plastic Storage Tubs

Plastic storage tubs fit a variety of Best-Rite® easels and carts, or work as individual storage containers. Made of virtually indestructible and recyclable plastic. Available in sets of 2, 4, 6, or 9 in assorted red and blue.

Part No.	Item	Description	Dimensions
Plastic Storage Tubs			
TUBS-2*	Set of 2	1 Red / 1 Blue	4.25"H x 10.25"W x 13.75"D
TUBS-4*	Set of 4	2 Red / 2 Blue	4.25"H x 10.25"W x 13.75"D
TUBS-6*	Set of 6	3 Red / 3 Blue	4.25"H x 10.25"W x 13.75"D
TUBS-9*	Set of 9	Assorted	4.25"H x 10.25"W x 13.75"D



in stock

iFlex® File Cabinet

Ideal for adding instant storage to any desk or work area. Three drawer cabinet is on casters for easy mobility. Cherry laminate finish.

Part No.	Item	Dimensions
90005*	iFlex File Cabinet (Cherry)	26.5"H x 13"W x 19.5"D

0-9

8-Port USB Charging Station 97, 104

A

Accessory Locking Pencil Drawer 106
 Accessory Tray Set 106
 Add-A-Carrel 13
 Adjustable Laptop Utility Cart 92
 Adjustable Modular Boards 50
 Adjustable Printer Stand 95
 Adjustable Utility Cart 93
 Agility Tables 11
 A La Cart 84
 A La Cart XL 84
 Alekto Workstation 9
 All Weather Herald 63
 Alpha Cart 10, 91

B

Baby Folding Wheasel® 74
 Best-Bite® 48, 79
 Best-Bite® Whiteboards 48
 Beta Sit/Stand Cart , 9, 91
 Bistro Tables 19
 Black Magnetic Glass Planner Boards 54
 Black Splash-Cork Tackboard 58
 Brawny Tables 12, 24
 Build-A-Board 38, 39, 40, 41, 42, 43
 Bulletin Bars 80
 Butterfly Chair 28

C

Cable Management Tray 106
 Cart Wheasel® 75
 Champ Big & Tall Chair 30
 Chevron Desk & Table 16
 Chi Flipper Seminar Table 25
 Chi Flipper Tables 24
 Circulation Stacking Chair 31
 Circulation Stacking Stool 33
 Circulation Stool for Sit/Stand Desks 32
 Circulation Task Chair 30
 Circulation Task Stool 32
 Clamp Mount Outlet & USB Charger 97, 104
 Cloud 9 Desk & Table 15
 Colored Cork Panels 78

Colored Cork Skins 78
 Colored Cork Tackboard 59
 Combination Boards 51
 Combo-Rite Boards 51
 Comfort Stacking Stool 33
 Configurable Soft Seating Collection 34
 Cork Strips 80
 Counter Ht. Display Case 67
 CPU Holder 106
 Cradle to Cradle 2, 45, 56, 58, 111
 Cubicle Board Hangers 105
 customizable 6
 Customizable Magnetic Glass Whiteboard 55

D

Deluxe Bulletin Board Cabinet 65
 Deluxe Conference Room Cabinet 62
 Deluxe Directory Board Cabinet 66, 67
 Deluxe Floor Carrel 13
 Deluxe Mobile Reversible Boards 70
 Desktop Privacy Panels 106
 Diversity Stand 93
 Dual Adjustable Laptop Utility Cart 92
 Dual Laser Printer Stand 95
 Dura-Rite® Whiteboard 47

E

Economy Enclosed Bulletin Board Cabinet 65
 Economy Flipper Tables 24
 Economy Lap Board 81
 Economy Lumina™ Tables 24
 Economy Shapes Desk 17
 Economy Soft Seating Collection 35
 Economy Tablet Charging Cart 85
 Economy Trend Podium 93
 Economy Trend Podium Desk 19
 Economy Wall Mount Workstation 10
 Eco Wheasel® 75
 Elemental 45
 Elevation IWB Wall Mount 89
 Elevation Mobile Flat Panel Stand 89
 Elevation Mobile IWB Stand 87
 Elite Free Standing Display Case 67
 Enlighten™ Glass Dry Erase Whiteboard 54

Enlighten™ Mobile 68
 Ergo E. Eazy 7, 9
 Ergo E. Eazy Sit/Stand Workstation 7
 Ergo Ex 28
 Essential 4-Leg Stacking School Chair 32
 Euro® Mobile Reversible Boards 70
 Evolution Projection Board 49
 Executive Conference Room Cabinet 62
 Expanding Nest Easel 71

F

Fabric Add-Cork Tackboard 61
 Fabric Cork-Plate Tackboard 61
 Fabric Covered Panels 78
 Fab-Tak Tackboard 61
 FDB AV Cart 92
 Flannel Tabletop Easel 81
 Flat Panel Monitor Wall Mounts 96
 Flat Panel Wall Mount Brackets 96
 Flipper Tables 23, 24
 Floor Carrel & Add-A-Carrel 13
 Floor Lectern 94
 Fly Chair High Back 29
 Fly Chair Mid Back 29
 Folding Wheasel® 72, 74
 Framed Magnetic Glass Dry Erase Whiteboard 52

G

Ganging Device 106
 Genius Mobile Board Stand 88
 Glass Board Eraser 105
 Graphic Whiteboards 48
 Green Erase® 105
 GREENGUARD 2, 45, 56, 58, 111
 Green-Rite® Whiteboard 45

H

Hang Up Board 52
 H-Carrel 13
 Height Adjustable Flat Panel Cart 90
 Height Adjustable Flipper Tables (26" - 34") 23
 Height Adjustable Flipper Tables (28.5" - 45") 23
 Height Adjustable Sit/Stand Flipper Tables 23
 HG Articulating Flat Panel Wall Mounts 96
 HG Flat Panel Monitor Clamp Arm

96
 HG Wall Mount Projector Arm 96
 HG Wall Mount Workstation 10
 Horizontal Sliding Boards 50

I

iFlex® File Cabinet 107
 iFlex® Modular Desking System 21
 Indoor Enclosed Bulletin Board Cabinet 64
 Indoor Enclosed Directory Board Cabinet 66
 Instructor Teacher's Desk II 18
 Interactive Projector Board 44
 iTeach® 2 Electric IWB Wall Mount 88
 iTeach® 2 Mobile Electric IWB Stand 86
 iTeach® Desktop Tablet Charger 86
 iTeach® Flat Panel Cart 89
 iTeach® Flat Panel Wall Mount 96
 iTeach® High Capacity Cart 84
 iTeach® Mobile Electric IWB Stand 87
 iTeach® Mobile Power Tower 97, 104
 iTeach® Tablet Charging Cart 85

K

Kids Soft Seating Collection 35

L

Lab Stools 33
 Lap Jr. 14
 Lapmaster 14
 Lapmatic 14
 LB-PR 94
 L-Flex Corner Table 10
 Locking Pencil Drawer 106
 Low Profile Printer Stand 95
 Lumina™ Carrel 13
 Lumina™ Mobile Reversible Boards 70
 Lumina™ Podium 94
 Lumina™ Room Divider 100
 Lumina™ Tables 23, 24
 Luxe Glass™ Magnetic Whiteboard 53
 LX Workstations 11

M

Magne-Rite Whiteboard 47

Magnetic Accessory Tray 105
 Magnetic Eraser Cloth 105
 Magnetic Flannel Easel 75
 Magnetic Language Easels 81
 Magnetic Q-Tray 105
 Map Rails 79, 80, 81
 Max Stax , 9, 95
 MediaSpace Flat Panel Cart 90
 MediaSpace Table - Large 20
 MediaSpace Table - Small 20
 Mega Easel 73
 Mentor Seminar Table 25
 Metal Lectern 94
 MFE on Wheels 74
 Mobile Floor Display Panels 81
 Mobile Lap Board Teacher Easel 74
 Mobile Laptop Charging Stations 86
 Mobile Teacher Desk 18
 Mobile Tub Storage Cart 107
 Modifier XV Mobile Height Adjustable Easel 71
 Modular Conference Tables 21
 Modular Soft Seating Collection 34
 Modular Teacher's Desk 19
 Mosaic Magnetic Glass Whiteboard 55

N

Natural Add-Cork Tackboard 57
 Natural Cork Panels 77
 Natural Cork-Plate Tackboard 57
 Natural Cork Rolls 77
 Natural Cork Self-Adhesive Skins 77
 Navigator Floor Stand Sign 67
 Nest Easel 71
 Nester Chair 31
 Nesting Stacking Chair 31
 Nesting Tablet Chair 31
 New-Rite® Replacement Vinyl 77
 Nido Sit/Stand Flip Top Tables 22

O

OB Companion 52
 Odyssey 24 Laptop Charging Cart 85
 Odyssey High Capacity Charging Cart 85
 Odyssey XL 84
 Olympus Big & Tall Chair 30
 OneBoard Companion 52
 Oui Reception & Lobby Tables 19
 Oui Stacking Chair 31
 Oui Stacking Stool 33

Outdoor Enclosed Bulletin Board Cabinet 64
 Outdoor Enclosed Directory Board Cabinet 66
 Outdoor Headline Bulletin Board Cabinet 64
 Outdoor Headline Directory Board Cabinet 66

P

Patient Magnetic Glass Whiteboard 54
 PBL AV Cart 93
 Pebbles Vinyl Tackboards 61
 PJ Table 25
 Plastic Storage Tubs 107
 Platinum Flat Panel Cart 90
 Platinum Mobile Reversible Boards 69
 POP Laptop Stand 14
 Pop-Up Grommet Outlet & USB Charger 97, 104
 Porcelain Steel Chalkboard 62
 Porcelain Steel Panels 76
 Porcelain Steel Self-Adhesive Skins 76
 Porcelain Steel Whiteboard 46, 76
 Posture Perfect 29
 Power Strips with Surge Protection 97, 104
 Presentation Cart 91, 92
 Projection Plus® Board 49
 Projection Whiteboard 44
 Projection Whiteboard - Polyvision® e3™ CeramicSteel duo Surface 44

Q

Quad Desk & Table 16

R

Reflex® Guest Chair 31
 Refreshment/Utility Cart 94
 Renew Chairs 28
 ReTire Tackboard 60
 ReTire Tackstrips 80
 Retro-Finish Panels 76
 Rite-On® Accessory Kits 105
 Rite-On® Dry Erase Markers 105
 Rubber-Tak® Skins 78
 Rubber-Tak® Tackboard 59
 Rubber-Tak® Tackstrips 80

S

Scamp 94
 Seatflex® Office Chairs 30
 Sentinel AM™ Natural Cork Tackboard 57
 Shapes Desk 15, 17
 Sharewall® 45
 Single Fax & Printer Stand 95
 Smartest Companion 52
 Snap Desk 17
 Soft Seating Stool 35
 Spine Align 29
 Spinner Easel 73
 Splash-Cork Tackboard 58
 Split Level Workstation 12
 Stacking Stool 33
 Standard Bulletin Board Cabinet 65
 Standard Directory Board Cabinet 67
 Standard Floor Carrel 13 Storage
 Wheasel® 72
 Study Carrel 13

T

Tack-Bite 79
 Tackboard Display Panel 79
 Tackboard Display Rail 79
 Task Training Table 25
 The Wheasel® 72
 Titan Big & Tall Chair 30
 TLC-2 74
 TMIE 75
 Trax Stool 32
 Trek Mobile Room Divider 100
 Trend Flip Top Tables 22
 Trend Podium 93
 Trend Podium Desk 18, 19
 TuF-Rite™ Whiteboard 48

U

Ultra Enclosed Bulletin Board Cabinet 64
 Up-Rite Desk Mounted Sit/Stand Workstation 8
 Up-Rite Height Adj. Stool 33
 Up-Rite Height Adjustable Sit/Stand Carrel 13
 Up-Rite Pneumatic Height Adj. Stool 32
 Up-Rite Rear Mount Desk Mounted Sit/Stand Workstation 8

Up-Rite Sit/Stand Workstation 8
 Up-Rite Standing Mobile Workstation 7
 Up-Rite Student Desk 18

V

Valu-Rite Chalkboard 62
 Valu-Tak Natural Cork Tackboard 56
 Vertical Sliding Boards 50
 Vin-Tak Tackboard 60
 Vinyl Add-Cork Tackboard 60
 Vinyl Cork-Plate Tackboard 60
 Vinyl Covered Panels 78
 Visionary® Curve 68
 Visionary® Magnetic Glass Sliding Enclosed Cabinet 63
 Visionary® Magnetic Glass Whiteboard 53
 Visionary® Move 68
 VT Logic Natural Cork Tackboard 56

W

Wall Mount Display Case 67
 Weather Sentinel 63
 Web AV Cart 93
 Whiteboard Track System 49
 White MICE Wheasel® 75
 Wide Body Flat Panel Cart 90
 Wide Body Flat Panel Cart + Cabinet 90
 Wood Presentation Easel 73
 Wood Trim Bulletin Board Cabinet 65
 WOW Flexi Desk 10

X

Xtra Long Presentation Cart 91
 Xtra Wide Presentation Cart 92



Cradle to Cradle Certified™ Products

Cradle to Cradle Certified™ Silver is a multi-attribute label that assesses a product's safety to humans and the environment, and design for future life cycles. Certification requires a paradigm shift in thinking about how a product is designed, what's in it, and where it goes after use. It leads to the creation of products that redefine quality, beauty, and innovation. Five critical quality categories are rated: material health, material reutilization, renewable energy, water stewardship, and social fairness.

www.c2ccertified.org



GREENGUARD Gold Certified Products

The products that we use to build and furnish our indoor environments can have a significant impact on indoor air pollution levels. Products that have achieved GREENGUARD certification are scientifically proven to meet some of the world's most rigorous, third-party chemical emissions standards—helping reduce indoor air pollution and the risk of chemical exposure while aiding in the creation of healthier indoor environments.

www.ul.com/gg

©2016 MooreCo, Inc. All rights reserved.

MooreCo, Inc. reserves the right to correct pricing or copy errors. Due to the current volatility in the price of raw and finished materials, please refer to our latest price list for the most accurate pricing.

Since individual items are subject to availability of materials from our suppliers, we reserve the right to limit quantities. Orders of a certain quantity and/or volume may affect lead times. When ordering, please contact customer care at 1-800-749-2258 for accurate shipping rates and lead times.

All shipping weights listed are nominal and may vary depending on quantities and/or items ordered.

Board dimensions reflect panel size prior to framing. All boards listed as 3'H x 4'W actually measure 33.75"H x 48"W due to shipping restrictions. Dimensions on all glass dry erase whiteboards are estimated and may vary slightly.

Return Policy: A return authorization is required for the return of any merchandise. All requests for returns should be made within 90 (ninety) days of receipt of merchandise.

Restocking Fee: Returned merchandise may be subject to a restocking fee.

Non-Returnable Merchandise: Combination boards, horizontal sliding boards, vertical sliding boards, and all boards and cabinets which have been custom sized, custom framed, or customized to specifications will be considered a non-returnable item. All furniture which has been ordered with custom options will be considered a non-returnable item.

Cradle to Cradle Certified™ is a certification mark licensed by the Cradle to Cradle Products Innovation Institute.

GREENGUARD Certified products are certified to GREENGUARD standards for low chemical emissions into indoor air during product usage. For more information visit ul.com/gg.

All trademarks and registered trademarks used herein are the property of their respective owners.





MooreCo | Balt | Best-Rite
 2885 Lorraine Avenue | Temple, TX 76501
 P. 800.749.2258 | F. 866.888-7483
www.moorecoinc.com