



Date	Invoice Number	Page
12/14/2015	INV2200010010	1
Please Include Invoice Number With Remittance to Assure Proper Credit		

**Bill To:**

MISSISSIPPI DEPT OF CORRECTION  
P.O. BOX 9  
PARCHMAN MS 38738

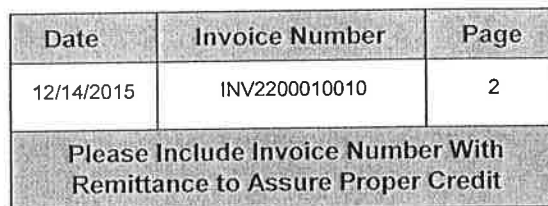
Purchase Order No.	Customer ID	Salesperson ID	Payment Terms	Due Date	Federal Tax ID
	C4580001	80	Net 45	01/28/2016	64-0932878
Activity Date	Item Number	Description	Quantity	Unit Price	Extended Price
12/11/2015	C4580001-C4580-1-401A	INMATE MEALS-PARCHMAN	9,587.00	3.2200	\$30,870.14
12/11/2015	C4580001-C4610-1-401A	INMATE MEALS-CENTRAL MS	19,478.00	3.2200	\$62,719.16
12/11/2015	C4580001-C4610-1-410A	YOUTH OFFENDER MEALS	245.00	13.0750	\$3,203.38
12/11/2015	C4580001-C4620-1-401A	INMATE MEALS-SOUTH MS	19,463.00	3.2200	\$62,670.86
12/11/2015	C4580001-C4630-1-401A	INMATE MEALS-UNIT 29	14,027.00	3.2200	\$45,166.94
12/11/2015	C4583001-C4583-1-401A	INMATE MEALS (POPULATION PER DAY)	436.00	2.4300	\$1,059.48
12/11/2015	C4584001-C4584-1-401A	INMATE MEALS (POPULATION PER DAY)	513.00	2.4300	\$1,246.59
12/11/2015	C4585001-C4585-1-401A	INMATE MEALS (POPULATION PER DAY)	449.00	2.4300	\$1,091.07
12/11/2015	C4586001-C4586-1-401A	INMATE MEALS (POPULATION PER DAY)	550.00	2.4300	\$1,336.50
12/11/2015	C4587001-C4587-1-401A	INMATE MEALS (POPULATION PER DAY)	446.00	2.4300	\$1,083.78
12/11/2015	C4588001-C4588-1-401A	INMATE MEALS (POPULATION PER DAY)	587.00	2.4300	\$1,426.41
12/11/2015	C4589001-C4589-1-401A	INMATE MEALS (POPULATION PER DAY)	441.00	2.4300	\$1,071.63
12/11/2015	C4611001-C4611-1-401A	INMATE MEALS (POPULATION PER DAY)	1,426.00	2.4300	\$3,465.18
12/11/2015	C4612001-C4612-1-401A	INMATE MEALS (POPULATION PER DAY)	513.00	2.4300	\$1,246.59
12/11/2015	C4613001-C4613-1-401A	INMATE MEALS (POPULATION PER DAY)	569.00	2.4300	\$1,382.67
12/11/2015	C4614001-C4614-1-401A	INMATE MEALS (POPULATION PER DAY)	420.00	2.4300	\$1,020.60
12/11/2015	C4615001-C4615-1-401A	INMATE MEALS (POPULATION PER DAY)	410.00	2.4300	\$996.30
12/11/2015	C4616001-C4616-1-401A	INMATE MEALS (POPULATION PER DAY)	452.00	2.4300	\$1,098.36
12/11/2015	C4621001-C4621-1-401A	INMATE MEALS (POPULATION PER DAY)	464.00	2.4300	\$1,127.52
12/11/2015	C4622001-C4622-1-401A	INMATE MEALS (POPULATION PER DAY)	388.00	2.4300	\$942.84
12/11/2015	C4623001-C4623-1-401A	INMATE MEALS (POPULATION PER DAY)	304.00	2.4300	\$738.72
12/11/2015	C4624001-C4624-1-401A	INMATE MEALS (POPULATION PER DAY)	475.00	2.4300	\$1,154.25

Please include invoice number to ensure proper application of payment and remit to:

Valley Services, Inc.  
P. O. Box 742992  
Atlanta, GA 30374-2992  
Phone: (601) 664-3100  
Fax: (601) 664-3398  
www.valleyservicesi.com

OK  
*Stanley W. Benson*

Subtotal	\$227,297.52
Misc	\$0.00
Tax	\$0.00
Freight	\$0.00
Trade Discount	\$0.00
<b>Total</b>	<b>\$227,297.52</b>



MISSISSIPPI DEPT OF CORRECTION  
P.O. BOX 9  
PARCHMAN MS 38738

Please include invoice number to ensure proper application of payment and remit to:

Subtotal	\$227,297.52
Misc	\$0.00
Tax	\$0.00
Freight	\$0.00
Trade Discount	\$0.00
Total	\$227,297.52

Meal Count Sheet

Customer: C4580001 - MISSISSIPPI DEPT OF CORRECTION

Site/M meal Type	SAT 12/5	SUN 12/6	MON 12/7	TUE 12/8	WED 12/9	THU 12/10	FRI 12/11	TOTAL
MDOC, PARCHMAN	1373	1372	1375	1387	1364	1356	1360	9587
C4580001-C4580-1-401A - INMATE MEALS-PARCHMAN	1373	1372	1375	1387	1364 ✓	1356	1360	9587

Site/M meal Type	SAT 12/5	SUN 12/6	MON 12/7	TUE 12/8	WED 12/9	THU 12/10	FRI 12/11	TOTAL
MDOC Central	2764	2766	2790	2779	2817	2801	2761	19478
C4580001-C4610-1-401A - INMATE MEALS-CENTRAL MS	2764	2766 ✓	2790 ✓	2779 ✓	2817 ✓	2801 ✓	2761	19478

Site/M meal Type	SAT 12/5	SUN 12/6	MON 12/7	TUE 12/8	WED 12/9	THU 12/10	FRI 12/11	TOTAL
MDOC Central	35	35	35	35	35	35	35	245
C4580001-C4610-1-410A - YOUTH OFFENDER MEALS	35	35	35	35	35	35	35	245

Site/M meal Type	SAT 12/5	SUN 12/6	MON 12/7	TUE 12/8	WED 12/9	THU 12/10	FRI 12/11	TOTAL
GREENE COUNTY PRISON	2803	2801	2797	2777	2777	2773	2735	19463
C4580001-C4620-1-401A - INMATE MEALS-SOUTH MS	2803	2801 ✓	2797 ✓	2777 ✓	2777 ✓	2773 ✓	2735	19463

Site/M meal Type	SAT 12/5	SUN 12/6	MON 12/7	TUE 12/8	WED 12/9	THU 12/10	FRI 12/11	TOTAL
MDOC Parchman	2005	2005	2006	2006	2002	1996	2007	14027
C4580001-C4630-1-401A - INMATE MEALS-UNIT 29	2005	2005	2006	2006	2002 ✓	1996	2007	14027

3377 3381 3393 3366 3352  
3353

**Meal Count Sheet**Valley Services Inc.  
Week Ending 12/11/2015**Customer: C4583001 - Bolivar County Community Work Center**

Site/Meal Type	SAT 12/5	SUN 12/6	MON 12/7	TUE 12/8	WED 12/9	THU 12/10	FRI 12/11	TOTAL
BOLIVAR CWC	73	73	72	56	54	54	54	436
C4583001-C4583-1-401A - INMATE MEALS (POPULATION PER DAY)	73	73	72	56	54	54	54	436

Meal Count Sheet

Customer: C4584001 - Leflore County Community Work Center

Site/Meal Type	SAT 12/5	SUN 12/6	MON 12/7	TUE 12/8	WED 12/9	THU 12/10	FRI 12/11	TOTAL
LEFLORE CWC	75	75	74	73	72	72	72	513
C4584001-C4584-1-401A - INMATE MEALS (POPULATION PER DAY)	75	75	74	73	72	72	72	513

Meal Count Sheet

Customer: C4585001 - Leflore County Restitution Center

Site/Meal Type	SAT 12/5	SUN 12/6	MON 12/7	TUE 12/8	WED 12/9	THU 12/10	FRI 12/11	TOTAL
GREENWOOD REST CENTER	63	63	65	64	64	65	65	449
C4585001-C4585-1-401A - INMATE MEALS (POPULATION PER DAY)	63	63	65	64	64	65	65	449

**Meal Count Sheet****Customer: C4586001 - Washington County Community Work Center**

Site/Meal Type	SAT 12/5	SUN 12/6	MON 12/7	TUE 12/8	WED 12/9	THU 12/10	FRI 12/11	TOTAL
WASHINGTON CWC	74	74	74	82	82	82	82	550
C4586001-C4586-1-401A - INMATE MEALS (POPULATION PER DAY)	74	74	74	82	82	82	82	550

**Meal Count Sheet**

Valley Services Inc.

Week Ending 12/11/2015

**Customer: C4587001 - Quitman County Community Work Center**

Site/Meal Type	SAT 12/5	SUN 12/6	MON 12/7	TUE 12/8	WED 12/9	THU 12/10	FRI 12/11	TOTAL
QUITMAN CWC	68	68	62	62	62	62	62	446
C4587001-C4587-1-401A - INMATE MEALS (POPULATION PER DAY)	68	68	62	62	62	62	62	446



## Meal Count Sheet

Valley Services Inc.

Week Ending 12/11/2015

Customer: C4588001 - Noxubee County Community Work Center

Site/Meal Type	SAT 12/5	SUN 12/6	MON 12/7	TUE 12/8	WED 12/9	THU 12/10	FRI 12/11	TOTAL
NOXUBEE CWC	77	77	85	85	85	89	89	587
C4588001-C4588-1-401A - INMATE MEALS (POPULATION PER DAY)	77	77	85	85	85	89	89	587

17

Meal Count Sheet

Customer: C4589001 - Yazoo County Community Work Center

Site/Meal Type	SAT 12/5	SUN 12/6	MON 12/7	TUE 12/8	WED 12/9	THU 12/10	FRI 12/11	TOTAL
YAZOO CWC	62	62	63	64	64	63	63	441
C4589001-C4589-1-401A - INMATE MEALS (POPULATION PER DAY)	62	62	63	64	64	63	63	441

Meal Count Sheet

Customer: C4611001 - Rankin County Community Work Center/Restitution Center

Site/Meal Type	SAT 12/5	SUN 12/6	MON 12/7	TUE 12/8	WED 12/9	THU 12/10	FRI 12/11	TOTAL
FLOWOOD	202	204	208	208	202	201	201	1426
C4611001-C4611-1-401A - INMATE MEALS (POPULATION PER DAY)	202	204	208	208	202	201	201	1426

Meal Count Sheet

Customer: C4612001 - Madison County Community Work Center

Site/Meal Type	SAT 12/5	SUN 12/6	MON 12/7	TUE 12/8	WED 12/9	THU 12/10	FRI 12/11	TOTAL
MADISON CWC	71	71	75	74	72	75	75	513
C4612001-C4612-1-401A - INMATE MEALS (POPULATION PER DAY)	71	71	75	74	72	75	75	513

Meal Count Sheet

Customer: C4613001 - Pike County Community Work Center

Site/M meal Type	SAT 12/5	SUN 12/6	MON 12/7	TUE 12/8	WED 12/9	THU 12/10	FRI 12/11	TOTAL
PIKE CWC	80	80	81	81	83	82	82	569
C4613001-C4613-1-401A - INMATE MEALS (POPULATION PER DAY)	80	80	81	81	83	82	82	569

Meal Count Sheet

Customer: C4614001 - Wilkinson County Community Work Center

Site/Meal Type	SAT 12/5	SUN 12/6	MON 12/7	TUE 12/8	WED 12/9	THU 12/10	FRI 12/11	TOTAL
WILKINSON CWC	55	55	62	62	62	62	62	420
C4614001-C4614-1-401A - INMATE MEALS (POPULATION PER DAY)	55	55	62	62	62	62	62	420

## Meal Count Sheet

Valley Services Inc.

Week Ending 12/11/2015

Customer: C4615001 - Simpson County Community Work Center

Site/Meal Type	SAT 12/5	SUN 12/6	MON 12/7	TUE 12/8	WED 12/9	THU 12/10	FRI 12/11	TOTAL
SIMPSON CWC	35	35	28	58	84	84	86	410
C4615001-C4615-1-401A - INMATE MEALS (POPULATION PER DAY)	35	35	28	58	84	84	86	410

20 11 9 9 9

Meal Count Sheet

Customer: C4621001 - Forrest County Community Work Center

Site/Meal Type	SAT 12/5	SUN 12/6	MON 12/7	TUE 12/8	WED 12/9	THU 12/10	FRI 12/11	TOTAL
FORREST CWC	67	67	66	65	65	67	67	464
C4621001-C4621-1-401A - INMATE MEALS (POPULATION PER DAY)	67	67	66	65	65	67	67	464



**Meal Count Sheet**

Valley Services Inc.

Week Ending 12/11/2015

**Customer: C4622001 - George County Community Work Center**

Site/Meal Type	SAT 12/5	SUN 12/6	MON 12/7	TUE 12/8	WED 12/9	THU 12/10	FRI 12/11	TOTAL
GEORGE COUNTY CWC	53	53	54	57	57	57	57	388
C4622001-C4622-1-401A - INMATE MEALS (POPULATION PER DAY)	53	53	54	57	57	57	57	388

56

Meal Count Sheet

Customer: C4623001 - Jackson County Community Work Center

Site/Meal Type	SAT 12/5	SUN 12/6	MON 12/7	TUE 12/8	WED 12/9	THU 12/10	FRI 12/11	TOTAL
JACKSON COUNTY CWC	45	44	43	43	43	43	43	304
C4623001-C4623-1-401A - INMATE MEALS (POPULATION PER DAY)	45	44	43	43	43	43	43	304

Meal Count Sheet

Customer: C4624001 - Harrison County Community Work Center

Site/Meal Type	SAT 12/5	SUN 12/6	MON 12/7	TUE 12/8	WED 12/9	THU 12/10	FRI 12/11	TOTAL
HARRISON COUNTY CWC	65	65	65	67	67	73	73	475
C4624001-C4624-1-401A - INMATE MEALS (POPULATION PER DAY)	65	65	65	67	67	73	73	475

**Meal Count Sheet****Customer: C4625001 - Pascagoula Restitution Center**

Site/Meal Type	SAT 12/5	SUN 12/6	MON 12/7	TUE 12/8	WED 12/9	THU 12/10	FRI 12/11	TOTAL
PASCAGOULA REST, CENTER	70	70	69	69	68	68	71	485
C4625001-C4625-1-401A - INMATE MEALS (POPULATION PER DAY)	70	70	69	69	68	68	71	485

**Meal Count Sheet****Customer: C4616001 - Hinds County Restitution Center**

Site/Meal Type	SAT 12/5	SUN 12/6	MON 12/7	TUE 12/8	WED 12/9	THU 12/10	FRI 12/11	TOTAL
HINDS CO. REST. CENTER	63	64	65	65	65	65	65	452
C4616001-C4616-1-401A - INMATE MEALS (POPULATION PER DAY)	63	64	65	65	65	65	65	452

## Brooks, Stanley

---

**From:** Ducksworth, Constantina  
**Sent:** Thursday, December 10, 2015 1:27 PM  
**To:** sbutler@valleyinc.com; Roger Davis; Brooks, Stanley  
**Cc:** Matthews, Shondra D.  
**Subject:** Count

Count for Hinds Restitution for the week of 12/5 – 12/11/2015

12/5 - 63  
12/6 – 64  
12/7 – 65  
12/8- -65  
12/9 – 65  
12/10 – 65  
12/11 – 65

Constantina Ducksworth, CSA II  
Hinds County Restitution Center  
429 S. Gallatin Street  
Jackson, MS 39203  
601-354-0062 (office)  
601-354-0606 (fax)



Date	Invoice Number	Page
12/07/2015	INV2200009684	1
Please Include Invoice Number With Remittance to Assure Proper Credit		

**Bill To:**

MISSISSIPPI DEPT OF CORRECTION  
P.O. BOX 9  
PARCHMAN MS 38738

Purchase Order No.	Customer ID	Salesperson ID	Payment Terms	Due Date	Federal Tax ID
	C4580001	80	Net 45	01/21/2016	64-0932878
Activity Date	Item Number	Description	Quantity	Unit Price	Extended Price
12/04/2015	C4580001-C4580-1-401A	INMATE MEALS-PARCHMAN	9,572.00	3.2200	\$30,821.84
12/04/2015	C4580001-C4610-1-401A	INMATE MEALS-CENTRAL MS	19,385.00	3.2200	\$62,419.70
12/04/2015	C4580001-C4610-1-410A	YOUTH OFFENDER MEALS	245.00	13.0750	\$3,203.38
12/04/2015	C4580001-C4620-1-401A	INMATE MEALS-SOUTH MS	19,585.00	3.2200	\$63,063.70
12/04/2015	C4580001-C4630-1-401A	INMATE MEALS-UNIT 29	13,899.00	3.2200	\$44,754.78
12/04/2015	C4583001-C4583-1-401A	INMATE MEALS (POPULATION PER DAY)	532.00	2.4300	\$1,292.76
12/04/2015	C4584001-C4584-1-401A	INMATE MEALS (POPULATION PER DAY)	509.00	2.4300	\$1,236.87
12/04/2015	C4585001-C4585-1-401A	INMATE MEALS (POPULATION PER DAY)	460.00	2.4300	\$1,117.80
12/04/2015	C4586001-C4586-1-401A	INMATE MEALS (POPULATION PER DAY)	514.00	2.4300	\$1,249.02
12/04/2015	C4587001-C4587-1-401A	INMATE MEALS (POPULATION PER DAY)	468.00	2.4300	\$1,137.24
12/04/2015	C4588001-C4588-1-401A	INMATE MEALS (POPULATION PER DAY)	514.00	2.4300	\$1,249.02
12/04/2015	C4589001-C4589-1-401A	INMATE MEALS (POPULATION PER DAY)	424.00	2.4300	\$1,030.32
12/04/2015	C4611001-C4611-1-401A	INMATE MEALS (POPULATION PER DAY)	1,420.00	2.4300	\$3,450.60
12/04/2015	C4612001-C4612-1-401A	INMATE MEALS (POPULATION PER DAY)	504.00	2.4300	\$1,224.72
12/04/2015	C4613001-C4613-1-401A	INMATE MEALS (POPULATION PER DAY)	532.00	2.4300	\$1,292.76
12/04/2015	C4614001-C4614-1-401A	INMATE MEALS (POPULATION PER DAY)	364.00	2.4300	\$884.52
12/04/2015	C4615001-C4615-1-401A	INMATE MEALS (POPULATION PER DAY)	499.00	2.4300	\$1,212.57
12/04/2015	C4616001-C4616-1-401A	INMATE MEALS (POPULATION PER DAY)	442.00	2.4300	\$1,074.06
12/04/2015	C4621001-C4621-1-401A	INMATE MEALS (POPULATION PER DAY)	348.00	2.4300	\$845.64
12/04/2015	C4622001-C4622-1-401A	INMATE MEALS (POPULATION PER DAY)	367.00	2.4300	\$891.81
12/04/2015	C4623001-C4623-1-401A	INMATE MEALS (POPULATION PER DAY)	377.00	2.4300	\$916.11
12/04/2015	C4624001-C4624-1-401A	INMATE MEALS (POPULATION PER DAY)	383.00	2.4300	\$930.69

Please include invoice number to ensure proper application of payment and remit to:

Valley Services, Inc.  
P. O. Box 742992  
Atlanta, GA 30374-2992  
Phone: (601) 664-3100  
Fax: (601) 664-3398  
www.valleyservicesi.com

Subtotal	\$226,483.32
Misc	\$0.00
Tax	\$0.00
Freight	\$0.00
Trade Discount	\$0.00
Total	\$226,483.32



Date	Invoice Number	Page
12/07/2015	INV2200009684	2
Please Include Invoice Number With Remittance to Assure Proper Credit		

**Bill To:**

MISSISSIPPI DEPT OF CORRECTION  
P.O. BOX 9  
PARCHMAN MS 38738

Purchase Order No.	Customer ID	Salesperson ID	Payment Terms	Due Date	Federal Tax ID
	C4580001	80	Net 45	01/21/2016	64-0932878
Activity Date	Item Number	Description	Quantity	Unit Price	Extended Price
12/04/2015	C4625001-C4625-1-401A	INMATE MEALS (POPULATION PER DAY)	487.00	2.4300	\$1,183.41

Please include invoice number to ensure proper application of payment and remit to:

Valley Services, Inc.  
P. O. Box 742992  
Atlanta, GA 30374-2992  
Phone: (601) 664-3100  
Fax: (601) 664-3398  
www.valleyservicesi.com

Subtotal	\$226,483.32
Misc	\$0.00
Tax	\$0.00
Freight	\$0.00
Trade Discount	\$0.00
<b>Total</b>	<b>\$226,483.32</b>



## Meal Count Sheet

Customer: C4580001 - MISSISSIPPI DEPT OF CORRECTION

Site/M meal Type	SAT 11/28	SUN 11/29	MON 11/30	TUE 12/1	WED 12/2	THU 12/3	FRI 12/4	TOTAL
MDOC, PARCHMAN	1376	1375	1367	1365	1359	1359	1371	9572
<b>C4580001-C4580-1-401A - INMATE MEALS-PARCHMAN</b>	<b>1376</b>	<b>1375</b>	<b>1367</b>	<b>1365</b>	<b>1359</b>	<b>1359</b>	<b>1371</b>	<b>9572</b>

Site/M meal Type	SAT 11/28	SUN 11/29	MON 11/30	TUE 12/1	WED 12/2	THU 12/3	FRI 12/4	TOTAL
MDOC Central	2775	2775	2759	2747	2775	2788	2766	19385
<b>C4580001-C4610-1-401A - INMATE MEALS-CENTRAL MS</b>	<b>2775</b>	<b>2775</b>	<b>2759</b>	<b>2747</b>	<b>2775</b>	<b>2788</b>	<b>2766</b>	<b>19385</b>

Site/M meal Type	SAT 11/28	SUN 11/29	MON 11/30	TUE 12/1	WED 12/2	THU 12/3	FRI 12/4	TOTAL
MDOC Central	35	35	35	35	35	35	35	245
<b>C4580001-C4610-1-410A - YOUTH OFFENDER MEALS</b>	<b>35</b>	<b>35</b>	<b>35</b>	<b>35</b>	<b>35</b>	<b>35</b>	<b>35</b>	<b>245</b>

Site/M meal Type	SAT 11/28	SUN 11/29	MON 11/30	TUE 12/1	WED 12/2	THU 12/3	FRI 12/4	TOTAL
GREENE COUNTY PRISON	2792	2790	2795	2798	2803	2803	2804	19585
<b>C4580001-C4620-1-401A - INMATE MEALS-SOUTH MS</b>	<b>2792</b>	<b>2790</b>	<b>2795</b>	<b>2798</b>	<b>2803</b>	<b>2803</b>	<b>2804</b>	<b>19585</b>

Site/M meal Type	SAT 11/28	SUN 11/29	MON 11/30	TUE 12/1	WED 12/2	THU 12/3	FRI 12/4	TOTAL
MDOC Parchman	1978	1978	1977	1974	1983	2004	2005	13899
<b>C4580001-C4630-1-401A - INMATE MEALS-UNIT 29</b>	<b>1978</b>	<b>1978</b>	<b>1977</b>	<b>1974</b>	<b>1983</b>	<b>2004</b>	<b>2005</b>	<b>13899</b>

**Meal Count Sheet**

Valley Services Inc.

Week Ending 12/4/2015

**Customer: C4583001 - Bolivar County Community Work Center**

Site/Meal Type	SAT 11/28	SUN 11/29	MON 11/30	TUE 12/1	WED 12/2	THU 12/3	FRI 12/4	TOTAL
BOLIVAR CWC	77	77	77	76	74	74	77	532
C4583001-C4583-1-401A - INMATE MEALS (POPULATION PER DAY)	77	77	77	76	74	74	77	532

Printed on 12/7/2015

## Meal Count Sheet

Valley Services Inc.

Week Ending 12/4/2015

Customer: C4584001 - Leflore County Community Work Center

Site/Meal Type	SAT 11/28	SUN 11/29	MON 11/30	TUE 12/1	WED 12/2	THU 12/3	FRI 12/4	TOTAL
LEFLORE CWC	74	74	70	69	72	75	75	509
C4584001-C4584-1-401A - INMATE MEALS (POPULATION PER DAY)	74	74	70	69	72	75	75	509

**Meal Count Sheet**Valley Services Inc.  
Week Ending 12/4/2015**Customer: C4585001 - Leflore County Restitution Center**

Site/Meal Type	SAT 11/28	SUN 11/29	MON 11/30	TUE 12/1	WED 12/2	THU 12/3	FRI 12/4	TOTAL
GREENWOOD REST CENTER	65	65	68	68	65	64	65	460
C4585001-C4585-1-401A - INMATE MEALS (POPULATION PER DAY)	65	65	68	68	65	64	65	460

**Meal Count Sheet****Customer: C4586001 - Washington County Community Work Center**

Site/Meal Type	SAT 11/28	SUN 11/29	MON 11/30	TUE 12/1	WED 12/2	THU 12/3	FRI 12/4	TOTAL
WASHINGTON CWC	72	72	72	74	74	75	75	514
C4586001-C4586-1-401A - INMATE MEALS (POPULATION PER DAY)	72	72	72	74	74	75	75	514

**Meal Count Sheet**

Valley Services Inc.

Week Ending 12/4/2015

**Customer: C4587001 - Quitman County Community Work Center**

Site/Meal Type	SAT 11/28	SUN 11/29	MON 11/30	TUE 12/1	WED 12/2	THU 12/3	FRI 12/4	TOTAL
QUITMAN CWC	63	63	63	70	69	70	70	468
C4587001-C4587-1-401A - INMATE MEALS (POPULATION PER DAY)	63	63	63	70	69	70	70	468

**Meal Count Sheet****Customer: C4588001 - Noxubee County Community Work Center**

Site/Meal Type	SAT 11/28	SUN 11/29	MON 11/30	TUE 12/1	WED 12/2	THU 12/3	FRI 12/4	TOTAL
NOXUBEE CWC	74	74	74	74	74	72	72	514
C4588001-C4588-1-401A - INMATE MEALS (POPULATION PER DAY)	74	74	74	74	74	72	72	514

**Meal Count Sheet****Customer: C4589001 - Yazoo County Community Work Center**

Site/Meal Type	SAT 11/28	SUN 11/29	MON 11/30	TUE 12/1	WED 12/2	THU 12/3	FRI 12/4	TOTAL
YAZOO CWC	60	60	60	60	60	62	62	424
C4589001-C4589-1-401A - INMATE MEALS (POPULATION PER DAY)	60	60	60	60	60	62	62	424



**Meal Count Sheet****Customer: C4611001 - Rankin County Community Work Center/Restitution Center**

Site/Meal Type	SAT 11/28	SUN 11/29	MON 11/30	TUE 12/1	WED 12/2	THU 12/3	FRI 12/4	TOTAL
FLOWOOD	205	205	201	201	202	203	203	1420
C4611001-C4611-1-401A - INMATE MEALS (POPULATION PER DAY)	205	205	201	201	202	203	203	1420

**Meal Count Sheet****Customer: C4612001 - Madison County Community Work Center**

Site/Meal Type	SAT 11/28	SUN 11/29	MON 11/30	TUE 12/1	WED 12/2	THU 12/3	FRI 12/4	TOTAL
MADISON CWC	73	73	72	70	70	73	73	504
C4612001-C4612-1-401A - INMATE MEALS (POPULATION PER DAY)	73	73	72	70	70	73	73	504

Meal Count Sheet

Customer: C4613001 - Pike County Community Work Center

Site/Meal Type	SAT 11/28	SUN 11/29	MON 11/30	TUE 12/1	WED 12/2	THU 12/3	FRI 12/4	TOTAL
PIKE CWC	75	75	71	72	73	83	83	532
C4613001-C4613-1-401A - INMATE MEALS (POPULATION PER DAY)	75	75	71	72	73	83	83	532

**Meal Count Sheet****Customer: C4614001 - Wilkinson County Community Work Center**

Site/Meal Type	SAT 11/28	SUN 11/29	MON 11/30	TUE 12/1	WED 12/2	THU 12/3	FRI 12/4	TOTAL
WILKINSON CWC	47	47	54	53	53	55	55	364
C4614001-C4614-1-401A - INMATE MEALS (POPULATION PER DAY)	47	47	54	53	53	55	55	364

**Meal Count Sheet****Customer: C4615001 - Simpson County Community Work Center**

Site/Meal Type	SAT 11/28	SUN 11/29	MON 11/30	TUE 12/1	WED 12/2	THU 12/3	FRI 12/4	TOTAL
SIMPSON CWC	91	91	89	64	62	51	51	499
C4615001-C4615-1-401A - INMATE MEALS (POPULATION PER DAY)	91	91	89	64	62	51	51	499

**Meal Count Sheet**

Valley Services Inc.

Week Ending 12/4/2015

**Customer: C4621001 - Forrest County Community Work Center**

Site/Meal Type	SAT 11/28	SUN 11/29	MON 11/30	TUE 12/1	WED 12/2	THU 12/3	FRI 12/4	TOTAL
FORREST CWC	48	48	47	47	54	52	52	348
C4621001-C4621-1-401A - INMATE MEALS (POPULATION PER DAY)	48	48	47	47	54	52	52	348

**Meal Count Sheet****Customer: C4622001 - George County Community Work Center**

Site/Meal Type	SAT 11/28	SUN 11/29	MON 11/30	TUE 12/1	WED 12/2	THU 12/3	FRI 12/4	TOTAL
GEORGE COUNTY CWC	53	53	52	52	53	52	52	367
C4622001-C4622-1-401A - INMATE MEALS (POPULATION PER DAY)	53	53	52	52	53	52	52	367

**Meal Count Sheet****Customer: C4623001 - Jackson County Community Work Center**

Site/Meal Type	SAT 11/28	SUN 11/29	MON 11/30	TUE 12/1	WED 12/2	THU 12/3	FRI 12/4	TOTAL
JACKSON COUNTY CWC	61	61	61	60	44	45	45	377
C4623001-C4623-1-401A - INMATE MEALS (POPULATION PER DAY)	61	61	61	60	44	45	45	377



Printed on 12/7/2015

## Meal Count Sheet

Valley Services Inc.

Week Ending 12/4/2015

Customer: C4624001 - Harrison County Community Work Center

Site/Meal Type	SAT 11/28	SUN 11/29	MON 11/30	TUE 12/1	WED 12/2	THU 12/3	FRI 12/4	TOTAL
HARRISON COUNTY CWC	48	48	49	50	64	62	62	383
C4624001-C4624-1-401A - INMATE MEALS (POPULATION PER DAY)	48	48	49	50	64	62	62	383

Printed on 12/7/2015

## Meal Count Sheet

Valley Services Inc.

Week Ending 12/4/2015

Customer: C4625001 - Pascagoula Restitution Center

Site/Meal Type	SAT 11/28	SUN 11/29	MON 11/30	TUE 12/1	WED 12/2	THU 12/3	FRI 12/4	TOTAL
PASCAGOULA REST, CENTER	69	68	70	70	70	70	70	487
C4625001-C4625-1-401A - INMATE MEALS (POPULATION PER DAY)	69	68	70	70	70	70	70	487



Date	Invoice Number	Page
12/14/2015	INV2200010010	1
Please Include Invoice Number With Remittance to Assure Proper Credit		

**Bill To:**

MISSISSIPPI DEPT OF CORRECTION  
P.O. BOX 9  
PARCHMAN MS 38738

Purchase Order No.	Customer ID	Salesperson ID	Payment Terms	Due Date	Federal Tax ID
	C4580001	80	Net 45	01/28/2016	64-0932878
Activity Date	Item Number	Description	Quantity	Unit Price	Extended Price
12/11/2015	C4580001-C4580-1-401A	INMATE MEALS-PARCHMAN	9,587.00	3.2200	\$30,870.14
12/11/2015	C4580001-C4610-1-401A	INMATE MEALS-CENTRAL MS	19,478.00	3.2200	\$62,719.16
12/11/2015	C4580001-C4610-1-410A	YOUTH OFFENDER MEALS	245.00	13.0750	\$3,203.38
12/11/2015	C4580001-C4620-1-401A	INMATE MEALS-SOUTH MS	19,463.00	3.2200	\$62,670.86
12/11/2015	C4580001-C4630-1-401A	INMATE MEALS-UNIT 29	14,027.00	3.2200	\$45,166.94
12/11/2015	C4583001-C4583-1-401A	INMATE MEALS (POPULATION PER DAY)	436.00	2.4300	\$1,059.48
12/11/2015	C4584001-C4584-1-401A	INMATE MEALS (POPULATION PER DAY)	513.00	2.4300	\$1,246.59
12/11/2015	C4585001-C4585-1-401A	INMATE MEALS (POPULATION PER DAY)	449.00	2.4300	\$1,091.07
12/11/2015	C4586001-C4586-1-401A	INMATE MEALS (POPULATION PER DAY)	550.00	2.4300	\$1,336.50
12/11/2015	C4587001-C4587-1-401A	INMATE MEALS (POPULATION PER DAY)	446.00	2.4300	\$1,083.78
12/11/2015	C4588001-C4588-1-401A	INMATE MEALS (POPULATION PER DAY)	587.00	2.4300	\$1,426.41
12/11/2015	C4589001-C4589-1-401A	INMATE MEALS (POPULATION PER DAY)	441.00	2.4300	\$1,071.63
12/11/2015	C4611001-C4611-1-401A	INMATE MEALS (POPULATION PER DAY)	1,426.00	2.4300	\$3,465.18
12/11/2015	C4612001-C4612-1-401A	INMATE MEALS (POPULATION PER DAY)	513.00	2.4300	\$1,246.59
12/11/2015	C4613001-C4613-1-401A	INMATE MEALS (POPULATION PER DAY)	569.00	2.4300	\$1,382.67
12/11/2015	C4614001-C4614-1-401A	INMATE MEALS (POPULATION PER DAY)	420.00	2.4300	\$1,020.60
12/11/2015	C4615001-C4615-1-401A	INMATE MEALS (POPULATION PER DAY)	410.00	2.4300	\$996.30
12/11/2015	C4616001-C4616-1-401A	INMATE MEALS (POPULATION PER DAY)	452.00	2.4300	\$1,098.36
12/11/2015	C4621001-C4621-1-401A	INMATE MEALS (POPULATION PER DAY)	464.00	2.4300	\$1,127.52
12/11/2015	C4622001-C4622-1-401A	INMATE MEALS (POPULATION PER DAY)	388.00	2.4300	\$942.84
12/11/2015	C4623001-C4623-1-401A	INMATE MEALS (POPULATION PER DAY)	304.00	2.4300	\$738.72
12/11/2015	C4624001-C4624-1-401A	INMATE MEALS (POPULATION PER DAY)	475.00	2.4300	\$1,154.25

Please include invoice number to ensure proper application of payment and remit to:

Valley Services, Inc.  
P. O. Box 742992  
Atlanta, GA 30374-2992  
Phone: (601) 664-3100  
Fax: (601) 664-3398  
www.valleyservicesi.com

OK  
*Stanley W. Benson*

Subtotal	\$227,297.52
Misc	\$0.00
Tax	\$0.00
Freight	\$0.00
Trade Discount	\$0.00
<b>Total</b>	<b>\$227,297.52</b>



Date	Invoice Number	Page
12/21/2015	INV2200010304	1
Please Include Invoice Number With Remittance to Assure Proper Credit		

**Bill To:**

MISSISSIPPI DEPT OF CORRECTION  
P.O. BOX 9  
PARCHMAN MS 38738

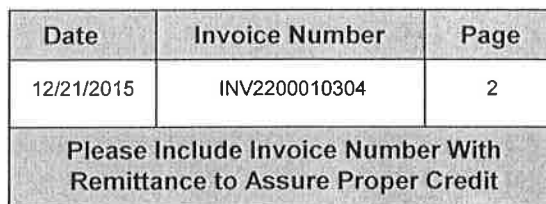
Purchase Order No.	Customer ID	Salesperson ID	Payment Terms	Due Date	Federal Tax ID
	C4580001	80	Net 45	02/04/2016	64-0932878
Activity Date	Item Number	Description	Quantity	Unit Price	Extended Price
12/18/2015	C4580001-C4580-1-401A	INMATE MEALS-PARCHMAN	9,413.00	3.2200	\$30,309.86
12/18/2015	C4580001-C4610-1-401A	INMATE MEALS-CENTRAL MS	19,439.00	3.2200	\$62,593.58
12/18/2015	C4580001-C4610-1-410A	YOUTH OFFENDER MEALS	245.00	13.0750	\$3,203.38
12/18/2015	C4580001-C4620-1-401A	INMATE MEALS-SOUTH MS	19,190.00	3.2200	\$61,791.80
12/18/2015	C4580001-C4630-1-401A	INMATE MEALS-UNIT 29	14,030.00	3.2200	\$45,176.60
12/18/2015	C4583001-C4583-1-401A	INMATE MEALS (POPULATION PER DAY)	364.00	2.4300	\$884.52
12/18/2015	C4584001-C4584-1-401A	INMATE MEALS (POPULATION PER DAY)	420.00	2.4300	\$1,020.60
12/18/2015	C4585001-C4585-1-401A	INMATE MEALS (POPULATION PER DAY)	443.00	2.4300	\$1,076.49
12/18/2015	C4586001-C4586-1-401A	INMATE MEALS (POPULATION PER DAY)	581.00	2.4300	\$1,411.83
12/18/2015	C4587001-C4587-1-401A	INMATE MEALS (POPULATION PER DAY)	443.00	2.4300	\$1,076.49
12/18/2015	C4588001-C4588-1-401A	INMATE MEALS (POPULATION PER DAY)	623.00	2.4300	\$1,513.89
12/18/2015	C4589001-C4589-1-401A	INMATE MEALS (POPULATION PER DAY)	430.00	2.4300	\$1,044.90
12/18/2015	C4611001-C4611-1-401A	INMATE MEALS (POPULATION PER DAY)	1,406.00	2.4300	\$3,416.58
12/18/2015	C4612001-C4612-1-401A	INMATE MEALS (POPULATION PER DAY)	533.00	2.4300	\$1,295.19
12/18/2015	C4613001-C4613-1-401A	INMATE MEALS (POPULATION PER DAY)	563.00	2.4300	\$1,368.09
12/18/2015	C4614001-C4614-1-401A	INMATE MEALS (POPULATION PER DAY)	418.00	2.4300	\$1,015.74
12/18/2015	C4615001-C4615-1-401A	INMATE MEALS (POPULATION PER DAY)	594.00	2.4300	\$1,443.42
12/18/2015	C4616001-C4616-1-401A	INMATE MEALS (POPULATION PER DAY)	425.00	2.4300	\$1,032.75
12/18/2015	C4621001-C4621-1-401A	INMATE MEALS (POPULATION PER DAY)	467.00	2.4300	\$1,134.81
12/18/2015	C4622001-C4622-1-401A	INMATE MEALS (POPULATION PER DAY)	387.00	2.4300	\$940.41
12/18/2015	C4623001-C4623-1-401A	INMATE MEALS (POPULATION PER DAY)	336.00	2.4300	\$816.48
12/18/2015	C4624001-C4624-1-401A	INMATE MEALS (POPULATION PER DAY)	479.00	2.4300	\$1,163.97

Please include invoice number to ensure proper application of payment and remit to:

Valley Services, Inc.  
P. O. Box 742992  
Atlanta, GA 30374-2992  
Phone: (601) 664-3100  
Fax: (601) 664-3398  
www.valleyservicesi.com

OK  
*Stanley W. Burke*

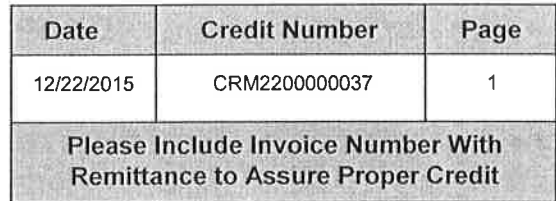
Subtotal	\$225,929.37
Misc	\$0.00
Tax	\$0.00
Freight	\$0.00
Trade Discount	\$0.00
<b>Total</b>	<b>\$225,929.37</b>



MISSISSIPPI DEPT OF CORRECTION  
P.O. BOX 9  
PARCHMAN MS 38738

**Please include invoice number to ensure proper application of payment and remit to:**

<b>Subtotal</b>	<b>\$225,929.37</b>
<b>Misc</b>	<b>\$0.00</b>
<b>Tax</b>	<b>\$0.00</b>
<b>Freight</b>	<b>\$0.00</b>
<b>Trade Discount</b>	<b>\$0.00</b>
<b>Total</b>	<b>\$225,929.37</b>



Purchase Order No.	Customer ID	Salesperson ID	Payment Terms	Due Date	Federal Tax ID
	C4580001	80			64-0932878
Activity Date	Item Number	Description	Quantity	Unit Price	Extended Price
12/18/2015	C4580001-C4580-1-401A	CREDIT FOR INVENTORY	1.00	205,572.6900	( \$205,572.69)

OK  
Stanley W. Brook

Subtotal	( \$205,572.69)
Misc	\$0.00
Tax	\$0.00
Freight	\$0.00
Trade Discount	\$0.00
Total	( \$205,572.69)

## Meal Count Sheet

Customer: C4580001 - MISSISSIPPI DEPT OF CORRECTION

Site/Meal Type	SAT 12/12	SUN 12/13	MON 12/14	TUE 12/15	WED 12/16	THU 12/17	FRI 12/18	TOTAL
MDOC, PARCHMAN	1353	1352	1346	1345	1343	1339	1335	9413
C4580001-C4580-1-401A - INMATE MEALS-PARCHMAN	1353	1352	1346	1345	1343	1339	1335	9413

Site/Meal Type	SAT 12/12	SUN 12/13	MON 12/14	TUE 12/15	WED 12/16	THU 12/17	FRI 12/18	TOTAL
MDOC Central	2761	2760	2782	2784	2821	2766	2765	19439
C4580001-C4610-1-401A - INMATE MEALS-CENTRAL MS	2761	2760	2782	2784	2821	2766	2765	19439

Site/Meal Type	SAT 12/12	SUN 12/13	MON 12/14	TUE 12/15	WED 12/16	THU 12/17	FRI 12/18	TOTAL
MDOC Central	35	35	35	35	35	35	35	245
C4580001-C4610-1-410A - YOUTH OFFENDER MEALS	35	35	35	35	35	35	35	245

Site/Meal Type	SAT 12/12	SUN 12/13	MON 12/14	TUE 12/15	WED 12/16	THU 12/17	FRI 12/18	TOTAL
GREENE COUNTY PRISON	2732	2729	2748	2749	2747	2746	2739	19190
C4580001-C4620-1-401A - INMATE MEALS-SOUTH MS	2732	2729	2748	2749	2747	2746	2739	19190

Site/Meal Type	SAT 12/12	SUN 12/13	MON 12/14	TUE 12/15	WED 12/16	THU 12/17	FRI 12/18	TOTAL
MDOC Parchman	2006	2003	2005	2007	2005	2003	2001	14030
C4580001-C4630-1-401A - INMATE MEALS-UNIT 29	2006	2003	2005	2007	2005	2003	2001	14030

**Meal Count Sheet****Customer: C4583001 - Bolivar County Community Work Center**

Site/Meal Type	SAT 12/12	SUN 12/13	MON 12/14	TUE 12/15	WED 12/16	THU 12/17	FRI 12/18	TOTAL
BOLIVAR CWC	52	52	52	52	52	52	52	364
C4583001-C4583-1-401A - INMATE MEALS (POPULATION PER DAY)	52	52	52	52	52	52	52	364



Printed on 12/21/2015

## Meal Count Sheet

Valley Services Inc.

Week Ending 12/18/2015

Customer: C4584001 - Leflore County Community Work Center

Site/Meal Type	SAT 12/12	SUN 12/13	MON 12/14	TUE 12/15	WED 12/16	THU 12/17	FRI 12/18	TOTAL
LEFLORE CWC	71	71	64	52	49	55	58	420
C4584001-C4584-1-401A - INMATE MEALS (POPULATION PER DAY)	71	71	64	52	49	55	58	420

**Meal Count Sheet****Customer: C4585001 - Leflore County Restitution Center**

Site/Meal Type	SAT 12/12	SUN 12/13	MON 12/14	TUE 12/15	WED 12/16	THU 12/17	FRI 12/18	TOTAL
GREENWOOD REST CENTER	65	65	64	64	62	63	60	443
C4585001-C4585-1-401A - INMATE MEALS (POPULATION PER DAY)	65	65	64	64	62	63	60	443

**Meal Count Sheet****Customer: C4586001 - Washington County Community Work Center**

Site/Meal Type	SAT 12/12	SUN 12/13	MON 12/14	TUE 12/15	WED 12/16	THU 12/17	FRI 12/18	TOTAL
WASHINGTON CWC	83	83	83	83	83	83	83	581
C4586001-C4586-1-401A - INMATE MEALS (POPULATION PER DAY)	83	83	83	83	83	83	83	581

**Meal Count Sheet****Customer: C4587001 - Quitman County Community Work Center**

Site/Meal Type	SAT 12/12	SUN 12/13	MON 12/14	TUE 12/15	WED 12/16	THU 12/17	FRI 12/18	TOTAL
QUITMAN CWC	61	61	61	65	65	65	65	443
C4587001-C4587-1-401A - INMATE MEALS (POPULATION PER DAY)	61	61	61	65	65	65	65	443

**Meal Count Sheet****Customer: C4588001 - Noxubee County Community Work Center**

Site/Meal Type	SAT 12/12	SUN 12/13	MON 12/14	TUE 12/15	WED 12/16	THU 12/17	FRI 12/18	TOTAL
NOXUBEE CWC	89	89	89	89	91	88	88	623
C4588001-C4588-1-401A - INMATE MEALS (POPULATION PER DAY)	89	89	89	89	91	88	88	623

**Meal Count Sheet****Customer: C4589001 - Yazoo County Community Work Center**

Site/Meal Type	SAT 12/12	SUN 12/13	MON 12/14	TUE 12/15	WED 12/16	THU 12/17	FRI 12/18	TOTAL
YAZOO CWC	61	61	62	62	62	61	61	430
C4589001-C4589-1-401A - INMATE MEALS (POPULATION PER DAY)	61	61	62	62	62	61	61	430

**Meal Count Sheet****Customer: C4611001 - Rankin County Community Work Center/Restitution Center**

Site/Meal Type	SAT 12/12	SUN 12/13	MON 12/14	TUE 12/15	WED 12/16	THU 12/17	FRI 12/18	TOTAL
FLOWOOD	201	201	199	200	201	203	201	1406
C4611001-C4611-1-401A - INMATE MEALS (POPULATION PER DAY)	201	201	199	200	201	203	201	1406

**Meal Count Sheet****Customer: C4612001 - Madison County Community Work Center**

Site/Meal Type	SAT 12/12	SUN 12/13	MON 12/14	TUE 12/15	WED 12/16	THU 12/17	FRI 12/18	TOTAL
MADISON CWC	75	75	75	78	78	76	76	533
C4612001-C4612-1-401A - INMATE MEALS (POPULATION PER DAY)	75	75	75	78	78	76	76	533



**Meal Count Sheet****Customer: C4613001 - Pike County Community Work Center**

Site/Meal Type	SAT 12/12	SUN 12/13	MON 12/14	TUE 12/15	WED 12/16	THU 12/17	FRI 12/18	TOTAL
PIKE CWC	79	79	79	82	82	81	81	563
C4613001-C4613-1-401A - INMATE MEALS (POPULATION PER DAY)	79	79	79	82	82	81	81	563

**Meal Count Sheet****Customer: C4614001 - Wilkinson County Community Work Center**

Site/Meal Type	SAT 12/12	SUN 12/13	MON 12/14	TUE 12/15	WED 12/16	THU 12/17	FRI 12/18	TOTAL
WILKINSON CWC	61	61	60	60	60	58	58	418
C4614001-C4614-1-401A - INMATE MEALS (POPULATION PER DAY)	61	61	60	60	60	58	58	418

**Meal Count Sheet****Customer: C4615001 - Simpson County Community Work Center**

Site/Meal Type	SAT 12/12	SUN 12/13	MON 12/14	TUE 12/15	WED 12/16	THU 12/17	FRI 12/18	TOTAL
SIMPSON CWC	85	85	85	84	84	86	85	594
C4615001-C4615-1-401A - INMATE MEALS (POPULATION PER DAY)	85	85	85	84	84	86	85	594

**Meal Count Sheet****Customer: C4616001 - Hinds County Restitution Center**

Site/Meal Type	SAT 12/12	SUN 12/13	MON 12/14	TUE 12/15	WED 12/16	THU 12/17	FRI 12/18	TOTAL
HINDS CO. REST. CENTER	60	60	60	57	62	63	63	425
C4616001-C4616-1-401A - INMATE MEALS (POPULATION PER DAY)	60	60	60	57	62	63	63	425

**Meal Count Sheet****Customer: C4621001 - Forrest County Community Work Center**

Site/Meal Type	SAT 12/12	SUN 12/13	MON 12/14	TUE 12/15	WED 12/16	THU 12/17	FRI 12/18	TOTAL
FORREST CWC	67	67	66	66	65	68	68	467
C4621001-C4621-1-401A - INMATE MEALS (POPULATION PER DAY)	67	67	66	66	65	68	68	467

**Meal Count Sheet****Customer: C4622001 - George County Community Work Center**

Site/Meal Type	SAT 12/12	SUN 12/13	MON 12/14	TUE 12/15	WED 12/16	THU 12/17	FRI 12/18	TOTAL
GEORGE COUNTY CWC	56	56	55	55	55	55	55	387
C4622001-C4622-1-401A - INMATE MEALS (POPULATION PER DAY)	56	56	55	55	55	55	55	387

**Meal Count Sheet****Customer: C4623001 - Jackson County Community Work Center**

Site/Meal Type	SAT 12/12	SUN 12/13	MON 12/14	TUE 12/15	WED 12/16	THU 12/17	FRI 12/18	TOTAL
JACKSON COUNTY CWC	48	48	48	48	48	48	48	336
C4623001-C4623-1-401A - INMATE MEALS (POPULATION PER DAY)	48	48	48	48	48	48	48	336

**Meal Count Sheet****Customer: C4624001 - Harrison County Community Work Center**

Site/Meal Type	SAT 12/12	SUN 12/13	MON 12/14	TUE 12/15	WED 12/16	THU 12/17	FRI 12/18	TOTAL
HARRISON COUNTY CWC	70	70	69	69	67	67	67	479
C4624001-C4624-1-401A - INMATE MEALS (POPULATION PER DAY)	70	70	69	69	67	67	67	479



**Meal Count Sheet****Customer: C4625001 - Pascagoula Restitution Center**

Site/Meal Type	SAT 12/12	SUN 12/13	MON 12/14	TUE 12/15	WED 12/16	THU 12/17	FRI 12/18	TOTAL
PASCAGOULA REST, CENTER	71	70	69	70	70	70	73	493
C4625001-C4625-1-401A - INMATE MEALS (POPULATION PER DAY)	71	70	69	70	70	70	73	493



Date	Invoice Number	Page
12/28/2015	INV2200010556	1
Please Include Invoice Number With Remittance to Assure Proper Credit		

**Bill To:**

MISSISSIPPI DEPT OF CORRECTION  
P.O. BOX 9  
PARCHMAN MS 38738

Purchase Order No.	Customer ID	Salesperson ID	Payment Terms	Due Date	Federal Tax ID
	C4580001	80	Net 45	02/11/2016	64-0932878
Activity Date	Item Number	Description	Quantity	Unit Price	Extended Price
12/25/2015	C4580001-C4580-1-401A	INMATE MEALS-PARCHMAN	9,239.00	3.2200	\$29,749.58
12/25/2015	C4580001-C4610-1-401A	INMATE MEALS-CENTRAL MS	19,164.00	3.2200	\$61,708.08
12/25/2015	C4580001-C4610-1-410A	YOUTH OFFENDER MEALS	245.00	13.0750	\$3,203.38
12/25/2015	C4580001-C4620-1-401A	INMATE MEALS-SOUTH MS	19,164.00	3.2200	\$61,708.08
12/25/2015	C4580001-C4630-1-401A	INMATE MEALS-UNIT 29	14,044.00	3.2200	\$45,221.68
12/25/2015	C4583001-C4583-1-401A	INMATE MEALS (POPULATION PER DAY)	361.00	2.4300	\$877.23
12/25/2015	C4584001-C4584-1-401A	INMATE MEALS (POPULATION PER DAY)	361.00	2.4300	\$877.23
12/25/2015	C4585001-C4585-1-401A	INMATE MEALS (POPULATION PER DAY)	423.00	2.4300	\$1,027.89
12/25/2015	C4586001-C4586-1-401A	INMATE MEALS (POPULATION PER DAY)	576.00	2.4300	\$1,399.68
12/25/2015	C4587001-C4587-1-401A	INMATE MEALS (POPULATION PER DAY)	467.00	2.4300	\$1,134.81
12/25/2015	C4588001-C4588-1-401A	INMATE MEALS (POPULATION PER DAY)	608.00	2.4300	\$1,477.44
12/25/2015	C4589001-C4589-1-401A	INMATE MEALS (POPULATION PER DAY)	398.00	2.4300	\$967.14
12/25/2015	C4611001-C4611-1-401A	INMATE MEALS (POPULATION PER DAY)	1,390.00	2.4300	\$3,377.70
12/25/2015	C4612001-C4612-1-401A	INMATE MEALS (POPULATION PER DAY)	518.00	2.4300	\$1,258.74
12/25/2015	C4613001-C4613-1-401A	INMATE MEALS (POPULATION PER DAY)	551.00	2.4300	\$1,338.93
12/25/2015	C4614001-C4614-1-401A	INMATE MEALS (POPULATION PER DAY)	390.00	2.4300	\$947.70
12/25/2015	C4615001-C4615-1-401A	INMATE MEALS (POPULATION PER DAY)	550.00	2.4300	\$1,336.50
12/25/2015	C4616001-C4616-1-401A	INMATE MEALS (POPULATION PER DAY)	436.00	2.4300	\$1,059.48
12/25/2015	C4621001-C4621-1-401A	INMATE MEALS (POPULATION PER DAY)	470.00	2.4300	\$1,142.10
12/25/2015	C4622001-C4622-1-401A	INMATE MEALS (POPULATION PER DAY)	399.00	2.4300	\$969.57
12/25/2015	C4623001-C4623-1-401A	INMATE MEALS (POPULATION PER DAY)	360.00	2.4300	\$874.80
12/25/2015	C4624001-C4624-1-401A	INMATE MEALS (POPULATION PER DAY)	467.00	2.4300	\$1,134.81

Please include invoice number to ensure proper application of payment and remit to:

Valley Services, Inc.  
P. O. Box 742992  
Atlanta, GA 30374-2992  
Phone: (601) 664-3100  
Fax: (601) 664-3398  
www.valleyservicesi.com

OK  
*Stanley W. Benson*

Subtotal	\$224,000.26
Misc	\$0.00
Tax	\$0.00
Freight	\$0.00
Trade Discount	\$0.00
<b>Total</b>	<b>\$224,000.26</b>



**Please Include Invoice Number With  
Remittance to Assure Proper Credit**

MISSISSIPPI DEPT OF CORRECTION  
P.O. BOX 9  
PARCHMAN MS 38738

Activity Date	Item Number	Description	Quantity	Unit Price	Extended Price
12/25/2015	C4625001-C4625-1-401A	INMATE MEALS (POPULATION PER DAY)	497.00	2.4300	\$1,207.71

**Valley Services, Inc.**  
P. O. Box 742992  
Atlanta, GA 30374-2992  
Phone: (601) 664-3100  
Fax: (601) 664-3398  
[www.valleyservicesi.com](http://www.valleyservicesi.com)

Subtotal	\$224,000.26
Misc	\$0.00
Tax	\$0.00
Freight	\$0.00
Trade Discount	\$0.00
Total	\$224,000.26

## Meal Count Sheet

Customer: C4580001 - MISSISSIPPI DEPT OF CORRECTION

Site/Meal Type	SAT 12/19	SUN 12/20	MON 12/21	TUE 12/22	WED 12/23	THU 12/24	FRI 12/25	TOTAL
MDOC, PARCHMAN	1335	1334	1332	1309	1309	1309	1311	9239
C4580001-C4580-1-401A - INMATE MEALS-PARCHMAN	1335	1334	1332	1309	1309	1309	1311	9239

Site/Meal Type	SAT 12/19	SUN 12/20	MON 12/21	TUE 12/22	WED 12/23	THU 12/24	FRI 12/25	TOTAL
MDOC Central	2763	2763	2746	2739	2717	2718	2718	19164
C4580001-C4610-1-401A - INMATE MEALS-CENTRAL MS	2763	2763	2746	2739	2717	2718	2718	19164

Site/Meal Type	SAT 12/19	SUN 12/20	MON 12/21	TUE 12/22	WED 12/23	THU 12/24	FRI 12/25	TOTAL
MDOC Central	35	35	35	35	35	35	35	245
C4580001-C4610-1-410A - YOUTH OFFENDER MEALS	35	35	35	35	35	35	35	245

Site/Meal Type	SAT 12/19	SUN 12/20	MON 12/21	TUE 12/22	WED 12/23	THU 12/24	FRI 12/25	TOTAL
GREENE COUNTY PRISON	2739	2737	2740	2734	2738	2739	2737	19164
C4580001-C4620-1-401A - INMATE MEALS-SOUTH MS	2739	2737	2740	2734	2738	2739	2737	19164

Site/Meal Type	SAT 12/19	SUN 12/20	MON 12/21	TUE 12/22	WED 12/23	THU 12/24	FRI 12/25	TOTAL
MDOC Parchman	2002	2002	1998	2012	2012	2011	2007	14044
C4580001-C4630-1-401A - INMATE MEALS-UNIT 29	2002	2002	1998	2012	2012	2011	2007	14044

**Meal Count Sheet****Customer: C4583001 - Bolivar County Community Work Center**

Site/Meal Type	SAT 12/19	SUN 12/20	MON 12/21	TUE 12/22	WED 12/23	THU 12/24	FRI 12/25	TOTAL
BOLIVAR CWC	52	52	52	52	51	51	51	361
C4583001-C4583-1-401A - INMATE MEALS (POPULATION PER DAY)	52	52	52	52	51	51	51	361

**Meal Count Sheet****Customer: C4584001 - Leflore County Community Work Center**

Site/Meal Type	SAT 12/19	SUN 12/20	MON 12/21	TUE 12/22	WED 12/23	THU 12/24	FRI 12/25	TOTAL
LEFLORE CWC	54	54	54	49	50	50	50	361
C4584001-C4584-1-401A - INMATE MEALS (POPULATION PER DAY)	54	54	54	49	50	50	50	361

**Meal Count Sheet****Customer: C4585001 - Leflore County Restitution Center**

Site/Meal Type	SAT 12/19	SUN 12/20	MON 12/21	TUE 12/22	WED 12/23	THU 12/24	FRI 12/25	TOTAL
GREENWOOD REST CENTER	60	60	60	60	60	61	62	423
C4585001-C4585-1-401A - INMATE MEALS (POPULATION PER DAY)	60	60	60	60	60	61	62	423

**Meal Count Sheet****Customer: C4586001 - Washington County Community Work Center**

Site/Meal Type	SAT 12/19	SUN 12/20	MON 12/21	TUE 12/22	WED 12/23	THU 12/24	FRI 12/25	TOTAL
WASHINGTON CWC	83	83	83	81	82	82	82	576
C4586001-C4586-1-401A - INMATE MEALS (POPULATION PER DAY)	83	83	83	81	82	82	82	576



**Meal Count Sheet****Customer: C4587001 - Quitman County Community Work Center**

Site/Meal Type	SAT 12/19	SUN 12/20	MON 12/21	TUE 12/22	WED 12/23	THU 12/24	FRI 12/25	TOTAL
QUITMAN CWC	65	65	65	68	68	68	68	467
C4587001-C4587-1-401A - INMATE MEALS (POPULATION PER DAY)	65	65	65	68	68	68	68	467

Printed on 12/29/2015

## Meal Count Sheet

Valley Services Inc.

Week Ending 12/25/2015

**Customer: C4588001 - Noxubee County Community Work Center**

Site/Meal Type	SAT 12/19	SUN 12/20	MON 12/21	TUE 12/22	WED 12/23	THU 12/24	FRI 12/25	TOTAL
NOXUBEE CWC	88	88	87	87	86	86	86	608
C4588001-C4588-1-401A - INMATE MEALS (POPULATION PER DAY)	88	88	87	87	86	86	86	608

**Meal Count Sheet****Customer: C4589001 - Yazoo County Community Work Center**

Site/Meal Type	SAT 12/19	SUN 12/20	MON 12/21	TUE 12/22	WED 12/23	THU 12/24	FRI 12/25	TOTAL
YAZOO CWC	61	60	60	55	54	54	54	398
C4589001-C4589-1-401A - INMATE MEALS (POPULATION PER DAY)	61	60	60	55	54	54	54	398

**Meal Count Sheet****Customer: C4611001 - Rankin County Community Work Center/Restitution Center**

Site/Meal Type	SAT 12/19	SUN 12/20	MON 12/21	TUE 12/22	WED 12/23	THU 12/24	FRI 12/25	TOTAL
FLOWOOD	201	199	198	198	198	198	198	1390
C4611001-C4611-1-401A - INMATE MEALS (POPULATION PER DAY)	201	199	198	198	198	198	198	1390

**Meal Count Sheet****Customer: C4612001 - Madison County Community Work Center**

Site/Meal Type	SAT 12/19	SUN 12/20	MON 12/21	TUE 12/22	WED 12/23	THU 12/24	FRI 12/25	TOTAL
MADISON CWC	76	76	74	73	73	73	73	518
C4612001-C4612-1-401A - INMATE MEALS (POPULATION PER DAY)	76	76	74	73	73	73	73	518

**Meal Count Sheet****Customer: C4613001 - Pike County Community Work Center**

Site/Meal Type	SAT 12/19	SUN 12/20	MON 12/21	TUE 12/22	WED 12/23	THU 12/24	FRI 12/25	TOTAL
PIKE CWC	79	79	78	78	79	79	79	551
C4613001-C4613-1-401A - INMATE MEALS (POPULATION PER DAY)	79	79	78	78	79	79	79	551

**Meal Count Sheet****Customer: C4614001 - Wilkinson County Community Work Center**

Site/Meal Type	SAT 12/19	SUN 12/20	MON 12/21	TUE 12/22	WED 12/23	THU 12/24	FRI 12/25	TOTAL
WILKINSON CWC	58	58	56	55	55	54	54	390
C4614001-C4614-1-401A - INMATE MEALS (POPULATION PER DAY)	58	58	56	55	55	54	54	390

**Meal Count Sheet**

Valley Services Inc.

Week Ending 12/25/2015

**Customer: C4615001 - Simpson County Community Work Center**

Site/Meal Type	SAT 12/19	SUN 12/20	MON 12/21	TUE 12/22	WED 12/23	THU 12/24	FRI 12/25	TOTAL
SIMPSON CWC	82	82	82	76	77	78	75	550
C4615001-C4615-1-401A - INMATE MEALS (POPULATION PER DAY)	82	82	82	76	77	76	75	550



**Meal Count Sheet****Customer: C4621001 - Forrest County Community Work Center**

Site/Meal Type	SAT 12/19	SUN 12/20	MON 12/21	TUE 12/22	WED 12/23	THU 12/24	FRI 12/25	TOTAL
FORREST CWC	67	67	68	67	67	67	67	470
C4621001-C4621-1-401A - INMATE MEALS (POPULATION PER DAY)	67	67	68	67	67	67	67	470

**Meal Count Sheet****Customer: C4622001 - George County Community Work Center**

Site/Meal Type	SAT 12/19	SUN 12/20	MON 12/21	TUE 12/22	WED 12/23	THU 12/24	FRI 12/25	TOTAL
GEORGE COUNTY CWC	56	56	55	55	59	59	59	399
C4622001-C4622-1-401A - INMATE MEALS (POPULATION PER DAY)	56	56	55	55	59	59	59	399

**Meal Count Sheet****Customer: C4623001 - Jackson County Community Work Center**

Site/Meal Type	SAT 12/19	SUN 12/20	MON 12/21	TUE 12/22	WED 12/23	THU 12/24	FRI 12/25	TOTAL
JACKSON COUNTY CWC	52	52	52	51	51	51	51	360
C4623001-C4623-1-401A - INMATE MEALS (POPULATION PER DAY)	52	52	52	51	51	51	51	360

Printed on 12/29/2015

## Meal Count Sheet

Valley Services Inc.

Week Ending 12/25/2015

Customer: C4624001 - Harrison County Community Work Center

Site/Meal Type	SAT 12/19	SUN 12/20	MON 12/21	TUE 12/22	WED 12/23	THU 12/24	FRI 12/25	TOTAL
HARRISON COUNTY CWC	68	68	67	66	66	66	66	467
C4624001-C4624-1-401A - INMATE MEALS (POPULATION PER DAY)	68	68	67	66	66	66	66	467

**Meal Count Sheet****Customer: C4625001 - Pascagoula Restitution Center**

Site/Meal Type	SAT 12/19	SUN 12/20	MON 12/21	TUE 12/22	WED 12/23	THU 12/24	FRI 12/25	TOTAL
PASCAGOULA REST, CENTER	73	72	72	70	70	70	70	497
C4625001-C4625-1-401A - INMATE MEALS (POPULATION PER DAY)	73	72	72	70	70	70	70	497

**Meal Count Sheet****Customer: C4616001 - Hinds County Restitution Center**

Site/Meal Type	SAT 12/19	SUN 12/20	MON 12/21	TUE 12/22	WED 12/23	THU 12/24	FRI 12/25	TOTAL
HINDS CO. REST. CENTER	63	63	62	62	62	62	62	436
C4616001-C4616-1-401A - INMATE MEALS (POPULATION PER DAY)	63	63	62	62	62	62	62	436

## Brooks, Stanley

---

**From:** Ducksworth, Constantina  
**Sent:** Wednesday, December 23, 2015 9:23 AM  
**To:** sbutler@valleyinc.com; Roger Davis; Brooks, Stanley  
**Cc:** Matthews, Shondra D.  
**Subject:** Count

Hinds Restitution Count for the week of 12/19 – 12/25/2015

12/19 – 63  
12/20 – 63  
12/21 – 62  
12/22 – 62  
12/23 – 62  
12/24 – 62  
12/25 – 62

Have a Merry Christmas and a Happy New year!!

Constantina Ducksworth, CSA II  
Hinds County Restitution Center  
429 S. Gallatin Street  
Jackson, MS 39203  
601-354-0062 (office)  
601-354-0606 (fax)



Date	Invoice Number	Page
01/05/2016	INV2200010880	1
Please Include Invoice Number With Remittance to Assure Proper Credit		

Bill To:  
MISSISSIPPI DEPT OF CORRECTION  
P.O. BOX 9  
PARCHMAN MS 38738

Purchase Order No.	Customer ID	Salesperson ID	Payment Terms	Due Date	Federal Tax ID	
	C4580001	80	Net 45	02/19/2016	64-0932878	
Activity Date	Item Number	Description	Quantity	Unit Price	Extended Price	
01/01/2016	C4580001-C4580-1-401A	INMATE MEALS-PARCHMAN	9,107.00	3.2200	\$29,324.54	
01/01/2016	C4580001-C4610-1-401A	INMATE MEALS-CENTRAL MS	19,390.00	3.2200	\$62,435.80	
01/01/2016	C4580001-C4610-1-410A	YOUTH OFFENDER MEALS	245.00	13.0750	\$3,203.38	
01/01/2016	C4580001-C4620-1-401A	INMATE MEALS-SOUTH MS	19,101.00	3.2200	\$61,505.22	
01/01/2016	C4580001-C4630-1-401A	INMATE MEALS-UNIT 29	14,034.00	3.2200	\$45,189.48	
01/01/2016	C4583001-C4583-1-401A	INMATE MEALS (POPULATION PER DAY)	337.00	2.4300	\$818.91	
01/01/2016	C4584001-C4584-1-401A	INMATE MEALS (POPULATION PER DAY)	338.00	2.4300	\$821.34	
01/01/2016	C4585001-C4585-1-401A	INMATE MEALS (POPULATION PER DAY)	451.00	2.4300	\$1,095.93	
01/01/2016	C4586001-C4586-1-401A	INMATE MEALS (POPULATION PER DAY)	605.00	2.4300	\$1,470.15	
01/01/2016	C4587001-C4587-1-401A	INMATE MEALS (POPULATION PER DAY)	473.00	2.4300	\$1,149.39	
01/01/2016	C4588001-C4588-1-401A	INMATE MEALS (POPULATION PER DAY)	585.00	2.4300	\$1,421.55	
01/01/2016	C4589001-C4589-1-401A	INMATE MEALS (POPULATION PER DAY)	378.00	2.4300	\$918.54	
01/01/2016	C4611001-C4611-1-401A	INMATE MEALS (POPULATION PER DAY)	1,371.00	2.4300	\$3,331.53	
01/01/2016	C4612001-C4612-1-401A	INMATE MEALS (POPULATION PER DAY)	498.00	2.4300	\$1,210.14	
01/01/2016	C4613001-C4613-1-401A	INMATE MEALS (POPULATION PER DAY)	550.00	2.4300	\$1,336.50	
01/01/2016	C4614001-C4614-1-401A	INMATE MEALS (POPULATION PER DAY)	391.00	2.4300	\$950.13	
01/01/2016	C4615001-C4615-1-401A	INMATE MEALS (POPULATION PER DAY)	471.00	2.4300	\$1,144.53	
01/01/2016	C4616001-C4616-1-401A	INMATE MEALS (POPULATION PER DAY)	429.00	2.4300	\$1,042.47	
01/01/2016	C4621001-C4621-1-401A	INMATE MEALS (POPULATION PER DAY)	480.00	2.4300	\$1,166.40	
01/01/2016	C4622001-C4622-1-401A	INMATE MEALS (POPULATION PER DAY)	398.00	2.4300	\$967.14	
01/01/2016	C4623001-C4623-1-401A	INMATE MEALS (POPULATION PER DAY)	356.00	2.4300	\$865.08	
01/01/2016	C4624001-C4624-1-401A	INMATE MEALS (POPULATION PER DAY)	459.00	2.4300	\$1,115.37	

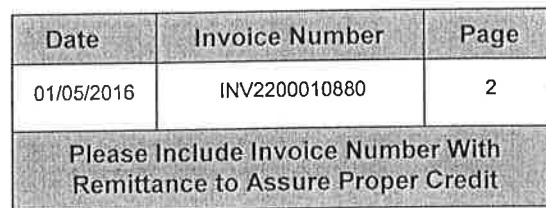
Please include invoice number to ensure proper application of payment and remit to:

Valley Services, Inc.  
P. O. Box 742992  
Atlanta, GA 30374-2992  
Phone: (601) 664-3100  
Fax: (601) 664-3398  
www.valleyservicesi.com

OK  
*Stanley W. Smith*

Subtotal	\$223,676.65
Misc	\$0.00
Tax	\$0.00
Freight	\$0.00
Trade Discount	\$0.00
Total	\$223,676.65





MISSISSIPPI DEPT OF CORRECTION  
P.O. BOX 9  
PARCHMAN MS 38738

Please include invoice number to ensure proper application of payment and remit to:

Subtotal	\$223,676.65
Misc	\$0.00
Tax	\$0.00
Freight	\$0.00
Trade Discount	\$0.00
Total	\$223,676.65

## Meal Count Sheet

Customer: C4580001 - MISSISSIPPI DEPT OF CORRECTION

Site/Meal Type	SAT 12/26	SUN 12/27	MON 12/28	TUE 12/29	WED 12/30	THU 12/31	FRI 1/1	TOTAL
MDOC, PARCHMAN	1310	1311	1308	1307	1306	1299	1266	9107
C4580001-C4580-1-401A - INMATE MEALS-PARCHMAN	1310	1311	1308	1307	1306	1299	1266	9107

Site/Meal Type	SAT 12/26	SUN 12/27	MON 12/28	TUE 12/29	WED 12/30	THU 12/31	FRI 1/1	TOTAL
MDOC Central	2716	2719	2748	2773	2811	2812	2811	19390
C4580001-C4610-1-401A - INMATE MEALS-CENTRAL MS	2716	2719	2748	2773	2811	2812	2811	19390

Site/Meal Type	SAT 12/26	SUN 12/27	MON 12/28	TUE 12/29	WED 12/30	THU 12/31	FRI 1/1	TOTAL
MDOC Central	35	35	35	35	35	35	35	245
C4580001-C4610-1-410A - YOUTH OFFENDER MEALS	35	35	35	35	35	35	35	245

Site/Meal Type	SAT 12/26	SUN 12/27	MON 12/28	TUE 12/29	WED 12/30	THU 12/31	FRI 1/1	TOTAL
GREENE COUNTY PRISON	2737	2734	2732	2724	2728	2724	2722	19101
C4580001-C4620-1-401A - INMATE MEALS-SOUTH MS	2737	2734	2732	2724	2728	2724	2722	19101

Site/Meal Type	SAT 12/26	SUN 12/27	MON 12/28	TUE 12/29	WED 12/30	THU 12/31	FRI 1/1	TOTAL
MDOC Parchman	2009	2009	2005	1999	2004	2004	2004	14034
C4580001-C4630-1-401A - INMATE MEALS-UNIT 29	2009	2009	2005	1999	2004	2004	2004	14034

**Meal Count Sheet****Customer: C4583001 - Bolivar County Community Work Center**

Site/Meal Type	SAT 12/26	SUN 12/27	MON 12/28	TUE 12/29	WED 12/30	THU 12/31	FRI 1/1	TOTAL
BOLIVAR CWC	51	51	48	48	47	46	46	337
C4583001-C4583-1-401A - INMATE MEALS (POPULATION PER DAY)	51	51	48	48	47	46	46	337

**Meal Count Sheet****Customer: C4584001 - Leflore County Community Work Center**

Site/Meal Type	SAT 12/26	SUN 12/27	MON 12/28	TUE 12/29	WED 12/30	THU 12/31	FRI 1/1	TOTAL
LEFLORE CWC	50	50	49	48	47	47	47	338
C4584001-C4584-1-401A - INMATE MEALS (POPULATION PER DAY)	50	50	49	48	47	47	47	338

**Meal Count Sheet****Customer: C4585001 - Leflore County Restitution Center**

Site/Meal Type	SAT 12/26	SUN 12/27	MON 12/28	TUE 12/29	WED 12/30	THU 12/31	FRI 1/1	TOTAL
GREENWOOD REST CENTER	65	65	64	65	64	65	63	451
C4585001-C4585-1-401A - INMATE MEALS (POPULATION PER DAY)	65	65	64	65	64	65	63	451

**Meal Count Sheet****Customer: C4586001 - Washington County Community Work Center**

Site/Meal Type	SAT 12/26	SUN 12/27	MON 12/28	TUE 12/29	WED 12/30	THU 12/31	FRI 1/1	TOTAL
WASHINGTON CWC	82	82	83	91	89	89	89	605
C4586001-C4586-1-401A - INMATE MEALS (POPULATION PER DAY)	82	82	83	91	89	89	89	605

**Meal Count Sheet****Customer: C4587001 - Quitman County Community Work Center**

Site/Meal Type	SAT 12/26	SUN 12/27	MON 12/28	TUE 12/29	WED 12/30	THU 12/31	FRI 1/1	TOTAL
QUITMAN CWC	66	66	64	69	70	69	69	473
C4587001-C4587-1-401A - INMATE MEALS (POPULATION PER DAY)	66	66	64	69	70	69	69	473

**Meal Count Sheet****Customer: C4588001 - Noxubee County Community Work Center**

Site/Meal Type	SAT 12/26	SUN 12/27	MON 12/28	TUE 12/29	WED 12/30	THU 12/31	FRI 1/1	TOTAL
NOXUBEE CWC	86	86	85	82	82	82	82	585
C4588001-C4588-1-401A - INMATE MEALS (POPULATION PER DAY)	86	86	85	82	82	82	82	585



**Meal Count Sheet**Valley Services Inc.  
Week Ending 1/1/2016**Customer: C4589001 - Yazoo County Community Work Center**

Site/Meal Type	SAT 12/26	SUN 12/27	MON 12/28	TUE 12/29	WED 12/30	THU 12/31	FRI 1/1	TOTAL
YAZOO CWC	54	54	54	54	54	54	54	378
C4589001-C4589-1-401A - INMATE MEALS (POPULATION PER DAY)	54	54	54	54	54	54	54	378

**Meal Count Sheet**Valley Services Inc.  
Week Ending 1/1/2016**Customer: C4611001 - Rankin County Community Work Center/Restitution Center**

Site/Meal Type	SAT 12/26	SUN 12/27	MON 12/28	TUE 12/29	WED 12/30	THU 12/31	FRI 1/1	TOTAL
FLOWOOD	196	196	195	195	196	196	197	1371
C4611001-C4611-1-401A - INMATE MEALS (POPULATION PER DAY)	196	196	195	195	196	196	197	1371

**Meal Count Sheet**Valley Services Inc.  
Week Ending 1/1/2016**Customer: C4612001 - Madison County Community Work Center**

Site/Meal Type	SAT 12/26	SUN 12/27	MON 12/28	TUE 12/29	WED 12/30	THU 12/31	FRI 1/1	TOTAL
MADISON CWC	73	73	71	71	70	70	70	498
C4612001-C4612-1-401A - INMATE MEALS (POPULATION PER DAY)	73	73	71	71	70	70	70	498

**Meal Count Sheet**Valley Services Inc.  
Week Ending 1/1/2016**Customer: C4613001 - Pike County Community Work Center**

Site/Meal Type	SAT 12/26	SUN 12/27	MON 12/28	TUE 12/29	WED 12/30	THU 12/31	FRI 1/1	TOTAL
PIKE CWC	79	79	79	79	78	78	78	550
C4613001-C4613-1-401A - INMATE MEALS (POPULATION PER DAY)	79	79	79	79	78	78	78	550

**Meal Count Sheet**Valley Services Inc.  
Week Ending 1/1/2016**Customer: C4614001 - Wilkinson County Community Work Center**

Site/Meal Type	SAT 12/26	SUN 12/27	MON 12/28	TUE 12/29	WED 12/30	THU 12/31	FRI 1/1	TOTAL
WILKINSON CWC	54	54	53	59	57	57	57	391
C4614001-C4614-1-401A - INMATE MEALS (POPULATION PER DAY)	54	54	53	59	57	57	57	391

**Meal Count Sheet**Valley Services Inc.  
Week Ending 1/1/2016**Customer: C4615001 - Simpson County Community Work Center**

Site/Meal Type	SAT 12/26	SUN 12/27	MON 12/28	TUE 12/29	WED 12/30	THU 12/31	FRI 1/1	TOTAL
SIMPSON CWC	70	70	69	68	67	64	63	471
C4615001-C4615-1-401A - INMATE MEALS (POPULATION PER DAY)	70	70	69	68	67	64	63	471

**Meal Count Sheet**Valley Services Inc.  
Week Ending 1/1/2016**Customer: C4616001 - Hinds County Restitution Center**

Site/Meal Type	SAT 12/26	SUN 12/27	MON 12/28	TUE 12/29	WED 12/30	THU 12/31	FRI 1/1	TOTAL
HINDS CO. REST. CENTER	62	62	61	61	61	61	61	429
C4616001-C4616-1-401A - INMATE MEALS (POPULATION PER DAY)	62	62	61	61	61	61	61	429

**Meal Count Sheet**Valley Services Inc.  
Week Ending 1/1/2016**Customer: C4621001 - Forrest County Community Work Center**

Site/Meal Type	SAT 12/26	SUN 12/27	MON 12/28	TUE 12/29	WED 12/30	THU 12/31	FRI 1/1	TOTAL
FORREST CWC	67	67	67	66	71	71	71	480
C4621001-C4621-1-401A - INMATE MEALS (POPULATION PER DAY)	67	67	67	66	71	71	71	480



**Meal Count Sheet**Valley Services Inc.  
Week Ending 1/1/2016**Customer: C4622001 - George County Community Work Center**

Site/Meal Type	SAT 12/26	SUN 12/27	MON 12/28	TUE 12/29	WED 12/30	THU 12/31	FRI 1/1	TOTAL
GEORGE COUNTY CWC	59	59	58	56	56	55	55	398
C4622001-C4622-1-401A - INMATE MEALS (POPULATION PER DAY)	59	59	58	56	56	55	55	398

**Meal Count Sheet**Valley Services Inc.  
Week Ending 1/1/2016**Customer: C4623001 - Jackson County Community Work Center**

Site/Meal Type	SAT 12/26	SUN 12/27	MON 12/28	TUE 12/29	WED 12/30	THU 12/31	FRI 1/1	TOTAL
JACKSON COUNTY CWC	51	51	50	51	51	51	51	356
C4623001-C4623-1-401A - INMATE MEALS (POPULATION PER DAY)	51	51	50	51	51	51	51	356

**Meal Count Sheet**Valley Services Inc.  
Week Ending 1/1/2016**Customer: C4624001 - Harrison County Community Work Center**

Site/Meal Type	SAT 12/26	SUN 12/27	MON 12/28	TUE 12/29	WED 12/30	THU 12/31	FRI 1/1	TOTAL
HARRISON COUNTY CWC	65	65	65	66	66	66	66	459
C4624001-C4624-1-401A - INMATE MEALS (POPULATION PER DAY)	65	65	65	66	66	66	66	459

**Meal Count Sheet**Valley Services Inc.  
Week Ending 1/1/2016**Customer: C4625001 - Pascagoula Restitution Center**

Site/Meal Type	SAT 12/26	SUN 12/27	MON 12/28	TUE 12/29	WED 12/30	THU 12/31	FRI 1/1	TOTAL
PASCAGOULA REST, CENTER	70	70	71	70	70	70	70	491
C4625001-C4625-1-401A - INMATE MEALS (POPULATION PER DAY)	70	70	71	70	70	70	70	491