CHOICES®
System

Price List

Pricing Effective
April 2017

Choices Desking Section

For Canadian pricing, please visit Trendealer.com
to see the current conversion rate being used.

Trendway

Choices®
Choices is a fully featured product line that includes Systems and Desking Furniture, Tables and Filing and Storage. This price list includes detailed product information and pricing for these products.

Trendway product catalogs are available in the following design software: CAP, Data One, Giza, Midnight-Oil, and Project Matrix. The Systems price list is also available in .pdf (Acrobat Reader) format on www.trendealer.com. For Architects and Designers, a free FSL (Furniture Symbol Library) is available on www.trendway.com.

Product dimensions are given throughout the product catalog and are followed by parenthesis which have the metric equivalent in millimeters. For example: A Rectangular Work Surface is available in a 48" (**1219**)-width.

Ordering Information
The most efficient way to enter an order is through Trendway On-Line Order Entry on www.trendealer.com, which also accepts .sif files from the design software listed above. Faxed orders are available as well but may extend lead-times.

For ease in specifying, Trendway's catalog numbering system uses meaningful characters to convey description, surface type, and size. For example, TA3666B represents a **T**ackable **A**coustical **P**anel that is **36"** (914)-wide and **66"** (1676)-high.

Order specification examples are shown throughout the price list at the bottom of each page. Be sure to follow the order sequence carefully to ensure complete and accurate order specification.

After placing an order, Trendway will send an order acknowledgement that follows the sequence of information outlined below. Trendway encourages you to follow the same steps so that checking your order against the acknowledgement will be as easy as possible.

Placing an Order
To make placing an order simple, Trendway On-Line Order Entry automatically prompts the product and option decisions that are required. For accurate order processing on faxed orders, please type or use legible handwriting, and be sure to include the following information:

1. A complete "sold to" address with correct Zip code.
2. A complete "ship to" address with correct Zip code.
3. A purchase order number. (The order is issued to Trendway Corporation, Holland, Michigan.)
4. A signature or name of person authorizing the purchase order.
5. A contact name and phone number at your company.
6. An actual calendar date for the requested delivery date (not ASAP).
7. Line items that are complete, which means all catalog numbers and descriptions, options listed for each product selected, fabric/finish pattern and color descriptions, and all corresponding letter or number codes. Be sure to make a pick for all available options. Also, combine identical items and specify total quantity unless using special marking or tagging.

   (Refer to your price list for ordering options.)
8. Special products referenced by their control numbers as well as their descriptions.
9. Line items that include price per unit, as well as extended totals.
10. A total dollar amount for the purchase order.
11. Any special shipping requirements clearly noted; i.e., "call before delivery."

By placing your orders correctly and completely the first time around, your order will be processed and scheduled without delay (subject to credit approval).

Lead-Times
The majority of Choices products are shipped within Trendway's standard lead time. Extended lead-time items in the catalog are designated by shading. Trendway Express lead-times are available on select products. Products and their options available for specification on Express are indicated with an ⓔ in front of the catalog number. Note that all chosen options for a product must also be available in the Express program to qualify.

Note: Shipping lead-times are subject to product availability due to order size. For exact lead-times on your order contact Trendway Customer Care.

Product Questions, Quotes & Order Placement On-Line
www.trendealer.com
Hours: 24 Hours, 7 Days a Week

Customer Care Representative
Hours: Monday-Friday
7:30 am to 5:30 pm EST
Phone: 1-800-893-8115
Fax: 1-800-893-8121
e-mail: customercare@trendway.com

Trendway Custom Solutions
Phone: 1-800-893-8117

For more information on Order Placement, Confirmation, and Lead-Times, see the Pricing, Procedures & Policies section in the back of this Price List.

Express

1. **Trendway Express Orders**
- Using Trendway Express
  Trendway Express is Trendway's special quick shipment program. The program was devised to help customers meet immediate office furnishing needs. Complete orders entered electronically will ship within an average of 3 working days.

  Trendway Express is a selected offering. Featured are the more frequently requested fabrics and finishes from Trendway's selection — enough to address most commonly encountered work situations in today's office.

  Because Trendway Express lead times are so condensed, no COM or special orders can be accepted.
- The Maximum Order
  Trendway Express orders are limited to a maximum of $75,000 retail list price (total combination of Systems and Storage products) for 3-day shipment. Due to the special nature of this offering, no deviations or substitutions of products found will be accepted. Shipments are subject to product availability. Orders containing any non-Trendway Express offerings will be scheduled for normal lead times.
- Changing or Canceling an Order.
  Trendway Express orders are often processed the day after order entry. Therefore, your Trendway Express order may be changed or canceled only on the same day that it is placed.

2. **Transportation**
   All orders are shipped by Trendway truck or common carrier. List prices shown include Trendway specified freight cost on all orders. For additional information about transportation, contact the Trendway Customer Care Department at 1-800-893-8115.

3. **Prices**
   Prices shown in this offering are F.O.B. origin, freight prepaid. Trendway reserves the right to change prices without notice.

Sequence Information
The table below shows a sample of the price list format's sequence of information which will assist when placing an order and checking an order acknowledgement.

Sample Part Number:	TA4884B	.H	.050	.050	.K	.K
	_ _ _ _ _ _	_	_ _ _	_ _ _	_	_

Panels

TA Series

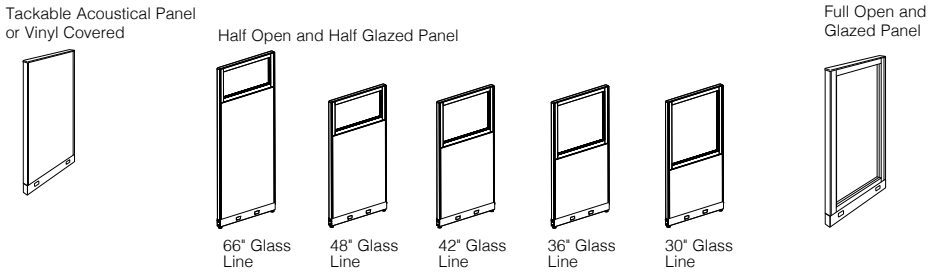

Doors

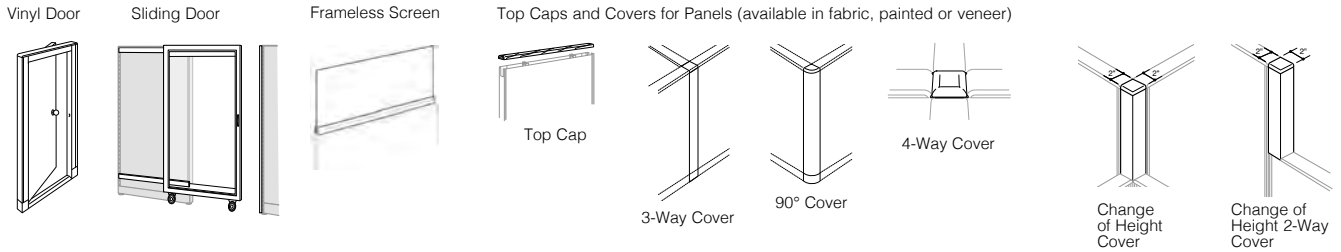

Dimension Availability for Panels and Doors

	TA Series			Doors	
	Fabric Covered	Vinyl Covered	Half and Full Open/Glazed	Vinyl	Sliding
Width					
12″	X	X	X		
18″	X	X	X		
24″	X	X	X		
30″	X	X	X		
36″	X	X	X	X	X
42″	X	X	X	X	
48″	X	X	X		
60″	X		X		
Height					
30″	X		X		
36″	X		X		
42″	X	X	X		
48″	X	X	X		
54″	X	X	X		
62″	X	X	X		
66″	X	X	X		X
78″	X		X		
84″	X	X	X	X	

XX See pricing charts for exceptions

Components

Work Surface Shapes

Rectangle

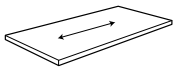

Arc Transition*

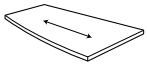

Corner with Curved & Straight Front

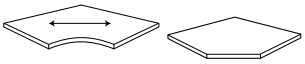

Cockpit Corner

Extended Cockpit Corner*

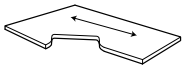

Extended Corner*
Curved & Straight Front

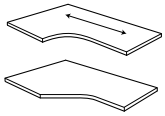

D-Shaped Peninsula

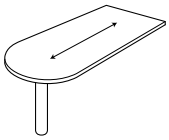

P-Shaped Peninsula*

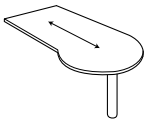

Extended D-Shaped
Peninsula*

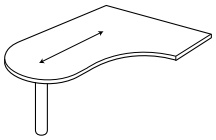

Flared Peninsula*

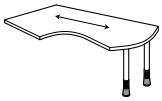

Corner Transaction*

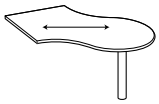

Arc Peninsula*

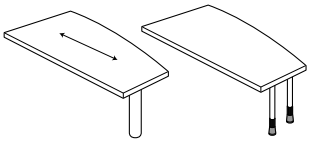

Peninsula Modesty

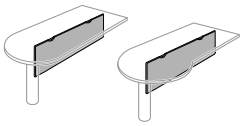

Quarter Curved*

Exterior Quarter Curved

Radiused Conference

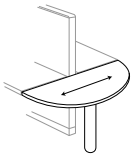

Counter Caps

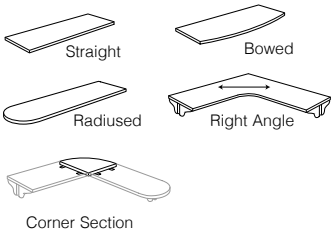

*Handed Work Surfaces are available as a mirror image. ⟷ Denotes direction of wood grain laminate.

Work Surface Supports and End Panels

Supports

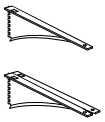

Brackets

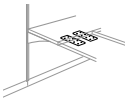

Plates

End Panel

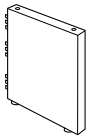

P-Leg

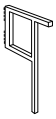

Flipper Door Storage

• Painted • Fabric • Veneer

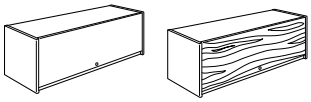

Shelves

Half-End

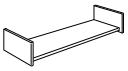

Full-End

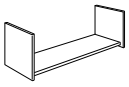

Full-End Corner

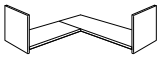

Laminate Overhead Storage

Full-End Cubby

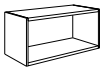

Half-End Cubby

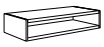

Flipper Door Unit

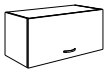

Dual Hinged Door

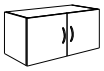

Full-End Single
Sliding Door

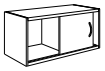

Half-Height Single-
Sliding Door

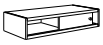

Full-Height Dual-
Sliding Door

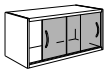

Half-Height Dual-
Sliding Door

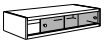

Full-End Shelf

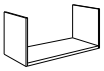

Half-End Shelf

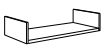

Task Lights

Slim Profile Task light

LED Task light

LED Personal
Task light

Desk Lamps

Accessories

Monitor Arms

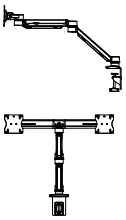

Keyboard Trays

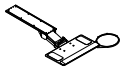

Drawers

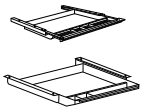

Tackboard

Marker Board

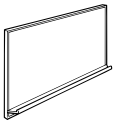

Slatwall

Slatwall Accessories

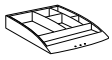

Accessory Tray

Phone Base

Paper Tray

Binder Holder

CD Holder

Folder Tray

Desks

Standard Desk configurations with full and half modesty

Extended Top Desk configurations with full and half modesty

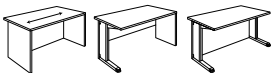

Bowed Top Desk configurations with full and half modesty

Extended Corner Desk* configurations with full and half modesty

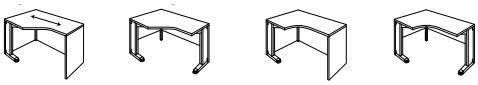

Corner Desk configurations with full and half modesty

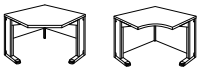

Cockpit Corner Desk configurations with full and half modesty

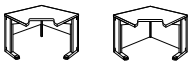

Extended Cockpit Corner Desk* configurations

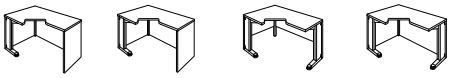

D-Shape Peninsula Desk configurations

P-shape Peninsula Desk* configurations

Extended D-Shaped Peninsula Desk* configurations

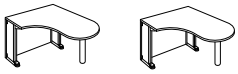

Standard Returns

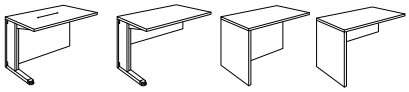

Peninsula Returns

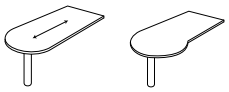

Standard Bridges

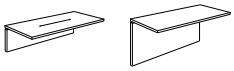

Peninsula Modesty

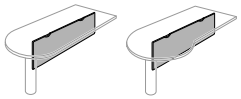

Counter Caps

Freestanding Right Angle Counter Caps

Freestanding Flipper and Cabinet Units with Tackboard

Freestanding Shelf Units with Tackboard

Freestanding Corner Shelf Units with Tackboard

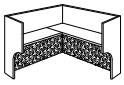

Screens with Tackboard

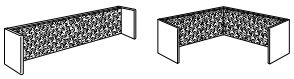

Cabinet Unit with Tackboard

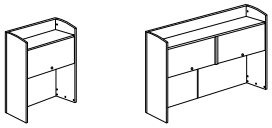

*Handed Work Surfaces are available as a mirror image.

⟷ Denotes direction of wood grain laminate.

Filing + Storage

Floor Supported Pedestals

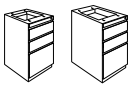

Mobile Pedestals

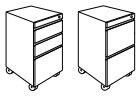

3/4 Mobile Pedestals

Storage Towers with Wardrobe

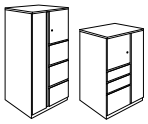

StorageTowers with Wardrobe and Bookcase

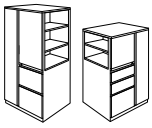

Pedestal Towers with Bookcase

File Centers

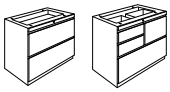

Laterals

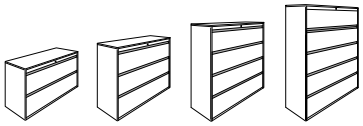

Lateral with Storage Cabinet

Double Door Storage Unit

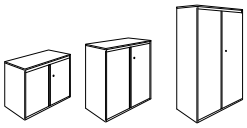

Wardrobe Unit

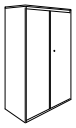

Bookcases

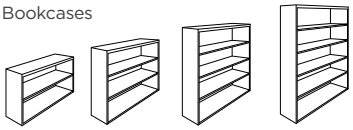

Tables

Training Tables

Rectangular Training Tables

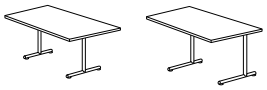

T-Base with
- Fixed Top
- Flip Top
- Folding Legs

C-Base with
- Fixed Top

Trapezoid Training Tables

T-Base with
- Fixed Top
- Flip Top

Half-Round Training Tables

T-Base with
- Fixed Top
- Flip Top

Height Adjustable Tables

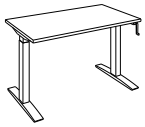

- Crank
- Pneumatic
- Single Stage Electric
- Dual Stage Electric

- Single Stage Electric
- Dual Stage Electric

- Crank
- Single Stage Electric
- Dual Stage Electric

Collaborative and Café

Collaborative

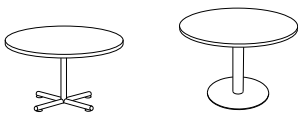

X-Base | Disc Base

Dia.
30"
36"
42"
48"

Steel Base

Dia.
30"
36"
42"
48"
54"
60"

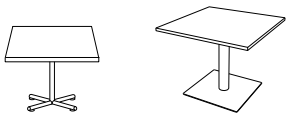

X-Base | Disc Base

D/W
30"
36"
42"
48"

Steel Base

D/W
24"
30"
36"
42"
48"
54"
60"

Café

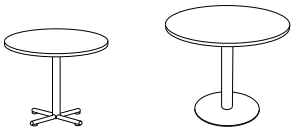

X-Base | Disc Base

Dia.
30"
36"
42"
48"

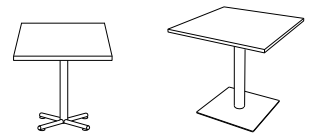

X-Base | Disc Base

D/W
30"
36"
42"
48"

Conference Tables

Boat

Racetrack

Rectangle

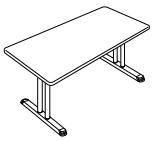

Note: See the Tables price book for the complete tables offering.

Standard Fabrics
All Trendway standard directional panel fabrics are applied Down-roll on Choices Panels, Contrada Tiles, and all Systems Components.

Down-Roll (⬇)
Down-roll means the height dimension of the tile or component is parallel to the warp of the fabric (Fig. A).

Fig. A

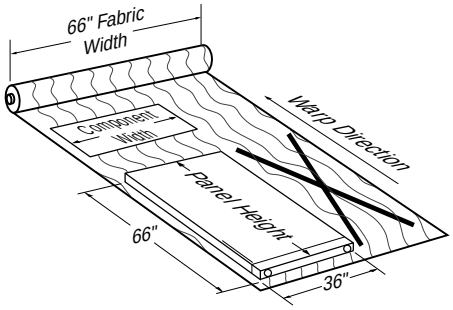

COM Fabrics
COM fabrics may be applied either Down-roll (Fig. A) or Railroad (Fig. B). When choosing Railroad on COM fabrics please note that 84" (2134)-high Choices and TrendWall Panels cannot be Railroad due to panel fabric being 66" (1676)-wide (Fig. C).

Railroad
Railroad means the height dimension of the tile or component is perpendicular to the warp of the fabric (Fig. B).

Fig. B

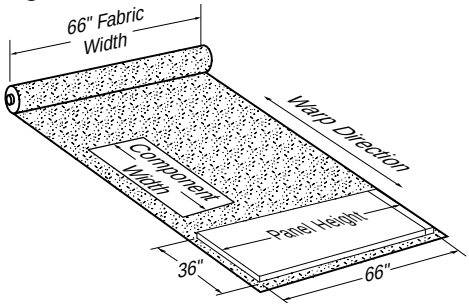

Fig. C

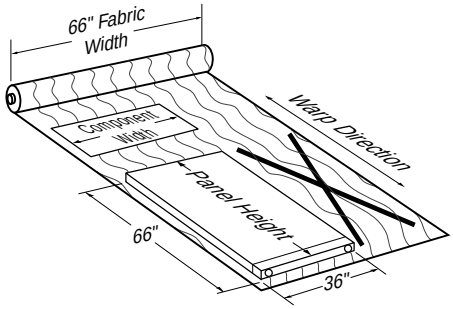

Standard Application Direction

Pattern	Choices Panels	Contrada Tiles	TrendWall	All Systems Components
Anchorage	⬇	⬇	N/A	⬇
Backdrop	⬇	⬇	⬇	⬇
Bird's Eye	⬇	⬇	N/A	⬇
Cameo	⬇	⬇	⬇	⬇
Cape Cod	⬇	⬇	⬇	⬇
Encore	⬇	⬇	⬇	⬇
Fine Point	⬇	⬇	⬇	⬇
Framework	⬇	⬇	N/A	⬇
Frost	⬇	⬇	N/A	⬇
Glint	⬇	⬇	⬇	⬇
Kinect	⬇	⬇	⬇	⬇
Intermix	⬇	⬇	⬇	⬇
Meander	⬇	⬇	⬇	⬇
Metallation	⬇	⬇	⬇	⬇
Netiquette	⬇	⬇	⬇	⬇
Pact	⬇	⬇	⬇	⬇
Proverb	⬇	⬇	⬇	⬇
Pursuit	⬇	⬇	⬇	⬇
Script	⬇	⬇	⬇	⬇
Sprite	⬇	⬇	⬇	⬇
Strata	⬇	⬇	⬇	⬇
Tabby Weave	✥	✥	✥	✥
Tenor	⬇	⬇	⬇	⬇
Universe	⬇	⬇	⬇	⬇
Verse	⬇	⬇	⬇	⬇

✥ = Non Directional Pattern will be applied for best yield
⬇ = Down-roll

Surface Material Program
The Trendway Surface Material Program includes a broad selection of coordinated fabrics, laminate and trim finish options. Additionally, Trendway offers a Customers Own Material (COM) program to allow customers to further personalize their work stations.

The following sections describe the Trendway Surface Materials vocabulary.

Standard Program
Trendway's Standard Program of timeless fabrics, finishes, vinyls and laminates, is recommended for corporate standards programs. These fabrics are carded, swatched and stocked by Trendway. Refer to individual panels for fire rating classifications.

Surface Trends
Trendway's Surface Trends Program is an evolving collection of fabrics, vinyls, and laminates, and are designated by symbol. Influenced and kept up to date by emerging trends, the typical life span in this program is one to three years. Items no longer available through Trendway may still be available for purchase directly through the supplier. Materials in this program comply with, and in many cases exceed the industry standards for quality and performance.

Surface Trends panel fabrics pass California Technical Bulletin 117-2013 and are listed as part of the UL recognized component program.

Express
Express fabrics and finishes are available in a three-day lead time. Surface Materials available for specification on Express are indicated with a Ⓔ in front of the 3-digit code.

Terratex®
Terratex is a Duvaltex brand designating fabrics that are made from 100% recycled or compostable material using increasingly sustainable manufacturing practices to produce a high-quality product that is recyclable at the end of its useful life. For more information, go to www.terratex.com.

COM
Customers Own Material program allows customers to select and specify their own fabric or laminate on Trendway product. For detailed information, see COM in the Pricing, Procedures and Policies section in the back of the price list.

Pre-Approved COM
Select from popular COM fabrics pre-approved by Trendway. Customers are able to search the COM library on www.trendealer.com for fabrics and specific applications that have passed manufacturability testing on Trendway product.

HOW TO ORDER SAMPLES

Binder Cards
Standard and Surface Trends binder cards are available through Trendway fulfillment. www.trendealer.com

Standard Program Samples
Samples of fabrics and finishes are available through Trendway fulfillment. www.trendealer.com

Surface Trends Samples
Surface Trends **samples must be ordered directly through the supplier.** Contact information is listed below. Reference the pattern name and color along with the supplier part number on the back of your binder card to order samples.

Guilford Of Maine®
www.guilfordofmaine.com
1-800-544-0200

Momentum® Textiles
www.memosamples.com
1-800-366-6839

Nevamar
www.nevamar.com
1-800-638-4380

Pionite
www.pionite.com
1-800-746-6483

Wilsonart®
www.wilsonart.com
1-800-433-3222

Please note: Colors on printed sample cards are as accurate as offset printing allows. Please refer to the actual sample before ordering.

Surface Material Legend

= 100% Recycled Content

= Surface Trends Program (Samples available through supplier, refer to previous column for a list of supplier contacts)

Panel Fabrics

Framework — Grade 0
Value Fabric

ⓔ B4V	Sandy Pebble
ⓔ B4X	Gray Blue
ⓔ B4Y	Eucalyptus
ⓔ BJ7	Dove Gray
ⓔ KJX	Grotto
ⓔ KJY	Fresco
ⓔ KK0	Capri
ⓔ KK1	Cappuccino
ⓔ KK2	Espresso

Fine Point — Grade 1
Victor

BN2	Balique
BN3	Fresco
BN4	Porcelain
BN5	Silvern
BN6	Sterling
BN7	Vintage

Frost — Grade 1

AH2	Whiteout
ⓔ AH3	Dew
ⓔ AH4	Icing
AH5	Flurries
ⓔ AH6	Crystals
ⓔ AH7	Snowcap
ⓔ AH8	Sleet
AH9	Glaze
ⓔ AJ0	Blizzard
ⓔ AJ1	Arctic
AJ2	Wintry
AJ3	Glacier
ⓔ AJ4	Chilled
ⓔ AJ5	Black Ice

Intermix — Grade 1
Guilford of Maine

KDH	Seagull
KDJ	Rocket Ship
KDK	Husky
KDM	Foggy
KDN	Coconut
KDP	Butter Rum
KDR	Swan
KDT	Neptune
KDU	Marsh
KDV	Smoky Quartz

Meander — Grade 1
Momentum

ⓔ B48	Agate Taupe
ⓔ B49	Nightshadow
ⓔ B4A	Overcast
ⓔ B4B	Sandshell

Netiquette — Grade 1
Victor

KK3	Chipset
KK4	Dashboard
KK5	Analog
KK6	Schema
KK7	Inkjet
KK8	Gamma
KK9	Vector
KKA	Refresh
KKC	Pixel

Pursuit — Grade 1
Guilford of Maine

KD8	Fern
KD9	Whisper
KDA	Dove
KDC	Mist Grey
KDD	White Linen
KDE	Lemon Zest
KDF	Elephant
KDG	Cement

Universe — Grade 1
Momentum

ⓔ B4G	Cosmic
ⓔ B4H	Creme Brulee
ⓔ B4J	Depth
ⓔ B4K	Mica
ⓔ B4M	Milkyway
ⓔ B4N	Seneca
ⓔ B4P	Wheat
ⓔ B4R	Whitecap

Backdrop — Grade 2
Momentum

K0G	Barley
K0H	Bone
K0J	Bonsai
K0K	Cement
K0M	Charcoal
K0N	Jute
K0P	Khaki
K0R	Mica
K0T	Mocha
K0U	Rain

Bird's Eye — Grade 2

AG0	Rock
AG1	Vista
ⓔ AG3	Outlook
AG4	Impression
ⓔ AG5	Flight
AG7	Glide
AG9	Panorama

Cameo — Grade 2
Momentum

K0V	Almond
K0W	Coffee
K0X	Fawn
K0Y	Ivory
K10	Linen
K11	Metal
K12	Mist
K13	Parchment
K14	Smoke
K15	Stone
K16	Twig

Cape Cod — Grade 2
Guilford of Maine

BYF	Linen
BYG	Cloud
BYH	Seagull
BYJ	Key Lime
BYK	Buff
BYM	Shale
BYN	Apricot
BYP	Dune
BYR	Surf

Encore — Grade 2
Momentum

K00	Cocoa
K01	Graphite
K02	Honey
K03	Putty

Metallation — Grade 2

SL5	18 Karat
SR4	Polished Pewter
SQ6	Welded Steel
SJ3	Etched Bronze
SP8	Chrome
SM3	Dark Annealed
SS2	Wrought Iron
SN1	Fired Titanium
ST0	Stove Pipe
BPP	Stainless

Fabric patterns noted with ⓔ are available in Trendway's Express program.

Panel Fabrics

Pact — Grade 2
Momentum

BM5	Aloe
BM6	Azure
BM7	Calla
BM8	Coastal
BM9	Delft
BMA	Dove
BMC	Dragon
BMD	Eureka
BME	Fern
BMF	Harbor
BMG	Lily
BMH	Lime
BMJ	Midnight
BMK	Nectar
BMM	Patina
BMN	Putty
BMP	Roast
BMR	Roma
BMT	Rubine
BMU	Sketch
BMV	Tanzanite
BMW	Taupe
BMX	Toasty

Sprite — Grade 2
Guilford Of Maine

BU7	Butter
BU8	Harvest
BU9	Khaki
BUA	Kiwi
BUB	Linen
BUC	Powder
BUD	Sherbet
BUE	Sky
BUF	Snow

Strata — Grade 2
Guilford of Maine

BY6	Linen
BY7	Straw
BY8	Sand
BY9	Latte
BYA	Cloud
BYC	Sky
BYD	Cement
BYE	Sea

Tabby Weave — Grade 2

ⓔ 150	Wedgewood
ⓔ 175	Crystal Blue
ⓔ 380	Quartz
ⓔ 390	Rose Quartz
ⓔ 400	Cherry Neutral
ⓔ 401	Blue Neutral
ⓔ 404	Apricot Neutral
ⓔ QL2	Blue Spruce
ⓔ QM0	Sienna
ⓔ QN9	Blue Plum
ⓔ QP5	Bone
ⓔ QQ3	Cement Mix
ⓔ QR1	Light Moss
ⓔ QS0	Lake
ⓔ QT8	Stream
ⓔ QV0	Desert Sand
ⓔ 238	Grey Mix
ⓔ 423	Pumice
ⓔ BV2	Silver Papier
ⓔ K96	Black
ⓔ K97	Coin
ⓔ K98	Flannel
ⓔ K99	Medium Grey

Tenor — Grade 2
Momentum

B0R	Bisque
B0T	Champagne
B0U	Chiffon
B0V	Desert View
B0W	Driftwood
B0X	Heatherglen
B0Y	Mysteria
B30	Rose Tan

Verse — Grade 2
Momentum

B31	Field
B32	Pyrite
B33	Sandhurst
B34	Twilight

Anchorage — Grade 3
Guilford Of Maine

ⓔ AQ1	Vanilla
ⓔ AQ2	Green Olive
ⓔ AQ3	Eucalyptus
ⓔ AQ4	Cumin
ⓔ AQ8	Birch
ⓔ AQ9	Goose
ⓔ AR0	Asteroid
ⓔ AQ5	Slate
ⓔ AQ6	Quarry Blue
ⓔ AQ7	Deep Water
ⓔ AR1	Angora
ⓔ AR2	Henna
ⓔ AR3	Fossil
ⓔ B9P	Straw
ⓔ BF1	Sunshine
ⓔ BF2	Pumpkin
ⓔ BF3	Geranium
ⓔ BF4	Aubergine
ⓔ BF5	Mulberry
ⓔ BF6	Poppy
ⓔ BF7	Amber
ⓔ BF8	Goldenrod
ⓔ BF9	Cobalt
ⓔ BFA	Lapis
ⓔ BFC	Thistle
ⓔ BFD	Midnight
ⓔ BFE	Sea
ⓔ BFF	Green Apple
ⓔ BFG	Willow
ⓔ BFH	Pine Needle
ⓔ BFJ	Wolf
ⓔ BFK	Coffee Bean
ⓔ BFM	Graphite
ⓔ BFN	Red Delicious
ⓔ GEB	Onyx
ⓔ BXN	Magenta
ⓔ BXP	Waterfall

Fabric patterns noted with ⓔ are available in Trendway's Express program.

Panel Fabrics

Glint	Grade 3
Momentum	
KG3	Barley
KG4	Caspian
KG5	Column
KG6	Gobi
KG7	Gypsum
KG8	Note
KG9	Opal
KGA	Pearl
KJ2	Pumice
KGC	Relic
KGD	Rune
KGE	Serene
KGF	Shale
KGG	Sisal
KGH	Turret
KGJ	Vera

Kinect	Grade 3
Momentum	
KGK	Alloy
KGM	Ashen
KGN	Chiffon
KGP	Cove
KGR	Dew
KGT	Dove
KGU	Ivory
KGV	Mercury
KGW	Mushroom
KGX	Nickel
KGY	Numbus
KH0	Passion
KH1	Smoke
KH2	Tin
KH3	Vapor
KH4	Veil

Proverb	Grade 3
Momentum	
KH5	Anchor
KH6	Armor
KH7	Basalt
KH8	Buff
KH9	Cinder
KHA	Crystal
KHC	Fog
KHD	Linen
KHE	Mist
KHF	Oyster
KHG	Rye
KHH	Steel
KHJ	Storm

Script	Grade 3
Momentum	
KHK	Almond
KHM	Charcoal
KHN	Feldspar
KHP	Flint
KHR	Nectar
KHT	Patina
KHU	Pebble
KHV	Sand
KHW	Shadow
KHX	Slate
KHY	Sterling
KJ0	Taupe
KJ1	Zinc

Fabric patterns noted with ⓔ are available in Trendway's Express program.

Standard Systems Finishes

Trendway standard paints include smooth and textured styles in our five trim colors.

Systems Paints and Trim

ⓔ G	Gray
ⓔ TG	Textured Gray
ⓔ J	Stucco
ⓔ TJ	Textured Stucco
ⓔ K	Charcoal
ⓔ TK	Textured Charcoal
ⓔ P	Pebble
ⓔ TP	Textured Pebble
ⓔ Y	Sand
ⓔ TY	Textured Sand
ⓔ L	Light Gray
ⓔ TL	Textured Light Gray
ⓔ DW	Designer White
ⓔ TDW	Textured Designer White

Glazed Panels

Plexiglass

01	Clear
02	Bronze Tinted
E3A	*Frosted

***Tempered Glass**

03	Clear
04	Bronze Tinted
05	Frosted

Ecoresin

The color options are semi-transparent with (or without) patterns.

*Standard 3form Color Options

E01	Solo Supermatte Ecoresin
E02	Solo Aqua Supermatte Ecoresin
E03	Spider Ecoresin

*Note: These options are offered at an upcharge. Please refer to a specific item in your price list to determine the amount of upcharge.

Panel Vinyls

V38	Textured Gray
V39	Textured Charcoal
V41	Textured Pebble
V48	Textured Sand
V49	Textured Stucco
V51	Textured Light Gray
V52	Designer White
V53	Textured Platinum

Note: Panel vinyls only available on Choices VP Panels, TrendWall, Volo and Doors.

Premium Systems Finishes

Premium finishes are offered at a modest upcharge. Please refer to a specific item in your price list to determine the amount of upcharge. Textured metallic colors display a matte texture with metallic highlights. They coordinate with standard Trendway trim colors (indicated by the second letter in the code).

Textured Metallic Paint

ⓔ FG	Gray Frost
ⓔ FJ	Stucco Frost
ⓔ FK	Charcoal Frost
ⓔ FP	Pebble Frost
ⓔ FY	Sand Frost
ⓔ FL	Light Gray Frost
ⓔ FDW	Designer White Frost

Smooth Metallic Paint

ⓔ PA	Platinum

Wood Veneer

M1	Fonthill Pear	M5	Brazilwood
M2	Fusion Maple	M7	Chocolate Pear
M3	New Age Oak	M8	Empire Mahogany
M4	Beigewood	M9	Wild Cherry

Note: Extended lead times apply to wood veneers.

Edge Detail

Vinyl Edge Band

ⓔ G	Gray
ⓔ J	Stucco
ⓔ K	Charcoal
ⓔ L	Light Gray
ⓔ P	Pebble
ⓔ Y	Sand
ⓔ E1	Designer White
E2	Slate Grey
ⓔ PA	Platinum

Wood Grain Vinyl Edge Band

ⓔ W1	Crown Cherry
ⓔ W3	Fonthill Pear
ⓔ W4	Chocolate Pear
ⓔ W5	Fusion Maple
ⓔ W6	Wild Cherry
ⓔ W7	Empire Mahogany
W8	Beigewood
W9	New Age Oak
WE	Brazilwood
WO	Cannella Rustik
WA	Carmelo Mist
WR	Drift Loud
WT	White Zebrine

Note: Wood Grain Vinyl Edge Band only available on Choices Systems and Choices Desking and Tables products.

Fabric patterns noted with ⓔ are available in Trendway's Express program.

High Pressure Laminates

Standard Program

Solid

Wilsonart — Grade 1

ⓔ 520	Gray
ⓔ 573	Light Gray
ⓔ 583	Charcoal
ⓔ J11	Stucco
ⓔ J20	Sand
J08	Slate Grey
ⓔ J0C	Designer White

Wood Grain

Stevens Industries — Grade 3
Artika Finish

JA1	Cannella Rustik
JA2	Carmelo Mist
JA3	Drift Loud
JA4	White Zebrine

Pattern

551	Stipple Graphite
553	Stipple Gray
JL6	Green Tigris
JM4	Evening Tigris
ⓔ JN2	Grey Tigris
ⓔ J09	White Tigris
ⓔ JP9	Natural Tigris

Wood Grain

ⓔ J28	Fonthill Pear
ⓔ J25	Fusion Maple
J0G	Beigewood
J1J	New Age Oak
J1M	Brighton Walnut 38
ⓔ J2A	Empire Mahogany 38
ⓔ J0A	Chocolate Pear
J0D	Brazilwood
ⓔ J1R	Wild Cherry

Surface Trends Program

Solid

Wilsonart — Grade 1

J04	Shadow

Pattern

Wilsonart — Grade 1

J12	Silicon Evolv
J13	Titanium Evolv
J14	Nickel Evolv
J15	Carbon Evolv
J16	Tungsten Evolv
J17	Windswept Bronze
J18	Windswept Pewter
J32	Pewter Brush
J33	Antique Brush
ⓔ J1A	Canyon Zephyr
ⓔ J1B	Misted Zephyr
ⓔ J1C	Loden Zephyr
ⓔ J1D	Desert Zephyr
J1E	Twilight Zephyr
ⓔ J1N	Navy Legacy
J1P	Cloud Nebula

Solid

Nevamar — Grade 1

J0F	Cordial Gray

Pattern

Nevamar — Grade 1

J3U	Easy Elegance
J3V	Calm Distinction
J3W	Cool Chic
J40	VOUS Fawn
J42	VOUS Serene
J43	VOUS Metal
J44	VOUS Tempest
J46	Stipple Straw
JF1	Stipple Birch
K15	Kopi Susu
K16	Stipple Storm (Storm Gray Matrix)
K17	Regency Mahogany
K18	Wrought Iron
K19	Yunnan

Wood Grain

Nevamar — Grade 1

J45	Illustrious Maple
J47	Legendary Teak
J48	Luminary Teak
J49	Recon Oak
JD5	Crown Cherry

Pattern

Pionite — Grade 1

J3E	Vanilla Fiber
J3F	Wheat Fiber
J3G	Negotiating in Geneva
J3H	Cavalcade South
J3J	Travelin Light
J3K	Gold Pannin
J3M	Cubicle Papel
J3N	Olive Serenity
J3P	Groundswell
J3R	Passin Thru

Wood Grain

Pionite — Grade 1

J3T	Spice Walnut
J39	Looks Likatre
J3A	Leave Likatre
J3C	Seems Likatre
J3D	Appears Likatre
J1X	Honey Maple

Wilsonart Extended Colors Program

Trendway has graded in a large selection of Wilsonart colors in Grade 1 and Grade 2 HPL Laminates. Extended lead times may apply. See the Surface Materials section of Trendealer for the current selection.

Fabric patterns noted with ⓔ are available in Trendway's Express program.

Choices Keying Order Form
This form can be used as a worksheet or an order form to determine what key alike Choices Core/Key Sets are needed for key-alike Choices filing and storage, Choices locks on Choices and Contrada flipper units and for additional Choices Lock Keys, Core Keys and Master Keys*. It is also used to specify special tagging instructions to designate installation locations, which is offered free of charge.

The information on this form can either be entered in Trendway's design software, or through Trendway On-line Order Entry on Trendealer.com using the catalog numbers listed below or it can be used as an order form and faxed to Trendway Customer Care.

Choices Core/Key Set
The Choices Core/Key Set is needed when the Key Alike Option 'T' is selected, or if a lock needs to be changed out in an existing unit. The Core/Key Set provides the ability to pick the key number for a single storage piece, each individual office or group of offices. Choices Core/Key Sets includes a lock core and 2 lock keys. Additional lock keys are available.

Choices Core Installation/Removal Key
Pack Core Installation/Removal Key is needed to install Core/Key Sets and to remove or replace existing Pack lock cores.

***Choices Master Key**
Choices Master Key is used to open any Choices style lock. Master keys are sent out separately from the product order. Request for Master keys must be made on the end users letterhead and faxed to Trendway Customer Care at 1-800-893-8212. Orders are shipped within 24-hours of receipt.

Trendway

Trendway Corporation
13467 Quincy St. Holland MI 49424
Phone: (800) 893-8115 Fax: (800) 893-8121
www.trendway.com

Choices Keying Order Form

Customer P.O. Number _____ Trendway Order Number _____

Ship To address if different from P.O. _____

Choices Core/Key Set – LCAK (Choices Lock Cores are Black in color)

Qty.	List Price $9	Key Number M101-M200	Key—Alike Special Tagging Instructions		
			Floor	Office	
2	$18	0	3	5	John's Offce
6	$54	0	2		Offices 201, 252

SAMPLE

Additional Choices Lock Key(s) – LKS

Qty.	List Price $4	Key Number M101-M200	Key—Alike Special Tagging Instructions		
			Floor	Office	
1	$4	M101			

Additional Choices Core Installation/Removal Key(s) - CRK

Qty.	List Price $4	
3	$12	

Choices Master Key(s)
Choices Master Keys are used to open any Choices style lock. Master keys are sent separately from the product order. Requests for Master keys must be made on the end-user's letterhead and faxed to Trendway Customer Care at 1-800-893-8121. Orders are shipped within 24 hours of receipt.

Trendway®

Trendway Corporation
13467 Quincy St. Holland MI 49424
Phone: (800) 893-8115 Fax: (800) 893-8121
www.trendway.com

Choices Keying Order Form

Customer P.O. Number _____ Trendway Order Number _____

Ship To address if different from P.O. _____

_____

Choices Core/Key Set – LCAK (Choices Lock Cores are Black in color)

Qty.	List Price $9	Key Number M101-M200	Key—Alike Special Tagging Instructions		
			Floor	Office	

Additional Choices Lock Key(s) – LKS

Qty.	List Price $4	Key Number M101-M200	Key—Alike Special Tagging Instructions		
			Floor	Office	

Additional Choices Core Installation/Removal Key(s) - CRK

Qty.	List Price $4	

Choices Master Key(s)

Choices Master Keys are used to open any Choices style lock. Master keys are sent separately from the product order. Requests for Master keys must be made on the end-user's letterhead and faxed to Trendway Customer Care at 1-800-893-8121. Orders are shipped within 24 hours of receipt.

Choices Core/Key Set
The Choices Core/Key Set must be ordered when the Key-Alike Lock option is chosen to replace the "disposable" core that ships with Choices filing units in order for these units to lock. This set can also be ordered to replace an existing Choices Core/Key Set. The set includes a Choices lock core and 2 lock keys.

Choices Core Installation/Removal Key
Choices Core Installation/Removal Key is needed to install or remove Choices Cores in Choices filing units.

Choices Keys
Replacement Choices Keys are available for order.

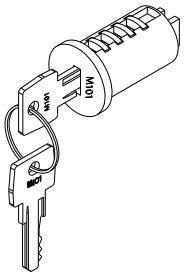

Choices Core/ Key Sets

	List Price	Catalog Number	Key Number
	$9	LCAK	M101-M200

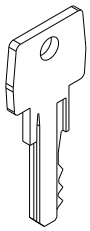

Choices Core Installation/Removal Key

	List Price	Catalog Number	
	$4	CRK	

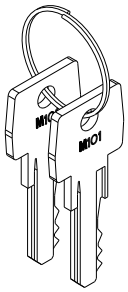

Choices Lock Keys

	List Price	Catalog Number	Key Number
	$4	LKS	M101-M200
Build your complete Part Number here:		_ _ _ _ _	_ _ _

Sample Part Number:	LKS _ _ _	M102 _ _ _
Total Cost $4	$4 +	N/C

This form can be used as a worksheet or an order form to determine what key alike Pack Core/Key Sets are needed for key-alike Pack filing and storage, Pack locks on Choices and Contrada flipper units and for additional Pack Lock Keys, Core Keys and Master Keys*. It is also used to specify special tagging instructions to designate installation locations, which is offered free of charge.

The information on this form can either be entered in Trendway's design software, or through Trendway On-line Order Entry on Trendealer.com using the catalog numbers listed below or it can be used as an order form and faxed toTrendway Customer Care.

Pack Core/Key Set
The Pack Core/Key Set is needed when the Key Alike Option 'T' is selected, or if a lock needs to be changed out in an existing unit. The Core/Key Set provides the ability to pick the key number for a single storage piece, each individual office or group of offices. Pack Core/ Key Sets includes a lock core and 2 lock keys. Additional lock keys are available.

Pack Core Installation/Removal Key
Pack Core Installation/Removal Key is needed to install Core/Key Sets and to remove or replace existing Pack lock cores.

***Pack Master Key**
Pack Master Key is used to open any Pack style lock. Master keys are sent out separately from the product order. Request for Master keys must be made on the end users letterhead and faxed to Trendway Customer Care at 1-800-893-8212. Orders are shipped within 24-hours of receipt.

Trendway

Trendway Corporation
13467 Quincy St. Holland MI 49424
Phone: (800) 893-8115 Fax: (800) 893-8121
www.trendway.com

Pack Keying Order Form

Customer P.O. Number _____ Trendway Order Number _____

Ship To address if different from P.O. _____

Pack Core/Key Set – PLCAK (Pack Lock Cores are Silver in color)

Qty.	List Price $14	Key Number S101-S200	Key—Alike Special Tagging Instructions		
			Floor	Office	
2	$28	0	3	5	John's Office
6	$84	0	2		Offices 201, 252

Additional Pack Lock Key(s) – PLKS

Qty.	List Price $8	Key Number S101-S200	Key—Alike Special Tagging Instructions		
			Floor	Office	
1	$8	S101			

Additional Pack Core Installation/Removal Key(s) - CRK

Qty.	List Price $4	
3	$12	

Pack Master Key(s)
Pack Master Keys are used to open any Pack style lock. Master keys are sent separately from the product order. Requests for Master keys must be made on the end-user's letterhead and faxed to Trendway Customer Care at 1-800-893-8121. Orders are shipped within 24 hours of receipt.

Trendway

Trendway Corporation
13467 Quincy St. Holland MI 49424
Phone: (800) 893-8115 Fax: (800) 893-8121
www.trendway.com

Pack Keying Order Form

Customer P.O. Number_____ Trendway Order Number _____

Ship To address if different from P.O. _____

_____

Pack Core/Key Set – PLCAK (Pack Lock Cores are Silver in color)

Qty.	List Price $14	Key Number S101-S200	Key—Alike Special Tagging Instructions		
			Floor	Office	

Additional Pack Lock Key(s) – PLKS

Qty.	List Price $8	Key Number S101-S200	Key—Alike Special Tagging Instructions		
			Floor	Office	

Additional Pack Core Installation/Removal Key(s) - CRK

Qty.	List Price $4	

Pack Master Key(s)

Pack Master Keys are used to open any Pack style lock. Master keys are sent separately from the product order. Requests for Master keys must be made on the end-user's letterhead and faxed to Trendway Customer Care at 1-800-893-8121. Orders are shipped within 24 hours of receipt.

Pack Core/Key Set
The Pack Core/Key Set must be ordered when the Key-Alike lock option is chosen to replace the "disposable" core that ships with Pack filing units in order for these units to lock. This set can also be ordered to replace an existing Pack Core/Key Set. The set includes a Pack lock core and 2 lock keys.

Pack Core Installation/Removal Key
The Pack Core Installation/Removal Key is needed to install or remove Pack Cores in Pack filing units or in Pack Locks for Choices and Contrada Flipper Units (PKCHFLA and PKCTAFLA).

Pack Keys
Replacement Pack keys are available for order.

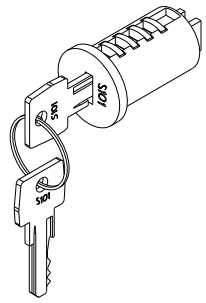

Pack Core/ Key Sets

	List Price	Catalog Number	Key Number
	$14	PLCAK	S101-S200

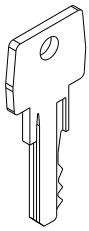

Pack Core Installation/Removal Key

	List Price	Catalog Number	
	$4	CRK	

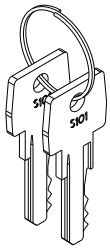

Pack Lock Keys

	List Price	Catalog Number	Key Number
	$8	PLKS	S101-S200
Build your complete Part Number here:		_ _ _ _ _	_

Sample Part Number:	PLKS _ _ _ _ _	_

Total Cost $8 =	$8	+	N/C

Pack Locks for Choices Flipper Units
A Pack Lock is used to replace the entire lock assembly on a Choices Flipper Unit. This will allow the lock core and bezel to have a silver color to match the Pack Filing and Storage lock.

There are two lock options to choose from, **randomly keyed** (option "**R**") or **key-alike** (option "**T**"). When the randomly keyed option "R" is chosen, the lock will be assembled with a randomly numbered core and key.

When the key-alike option "T" is chosen, the lock will be assembled with a plastic "disposable" core.

The "disposable" core must be field replaced with a Pack Core/Key Set in order for the filing unit to lock. The Core/Key Set (PLCAK) must be ordered separately or by using the Keying Order Form.

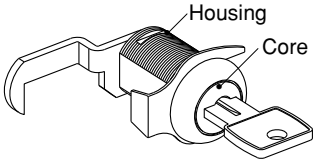

Randomly Keyed

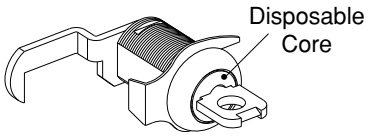

Key-Alike

Pack Lock for FSU, VFSU, FD, FRF, FRFF, FRFV, CU, CUF, LOCSFDU, LOCSDHD Flipper Units, and FDC Flipper Door Conversion Kits

	List Price	Catalog Number	Lock	Door Type
	$30	**PKCHFLA**	**R** **No Cost** **Random** ***T** **Deduct** **- $14** Key-Alike *Note: Be sure to order Core/ Key Sets (PLCAK) separately	**PF** **No Cost** Painted or Fabric Door **VF** **No Cost** Veneer Door
Build your complete Part Number here:		_ _ _ _	_	_ _

Sample Part Number:	**PKCHFLA** _ _ _ _ _ _	**.R** _	**.PF** _ _
Total Cost $30 =	$30 +	N/C +	N/C

Choices Desking

Planning & Ordering Information 122

Standard Desks 128

Extended Top & Bowed Top Desks 130

Corner & Cockpit Corner Desks 132

Extended Corner & Extended Cockpit Corner Desks 135

Peninsula Desks 143

Extended Peninsula Desks 147

Peninsula Returns 150

Peninsula Modesty 151

Standard Returns 152

Standard Bridges 154

Attachment Hardware 155

Electrical Components 156

Flipper & Cabinet Units 157

Shelf Units 160

Flipper Conversion Kits 161

Accent Strips, Quarterbacks & Shelf Dividers 162

Screens 164

Counter Caps 165

Post Form 167

Choices Desking is a complete line of modular furniture designed to be used independently or in conjunction with the Choices Panel Systems. For maximum storage flexibility, Choices Desking provides shell components with separately specified storage components.

Ordering Information
For ease in specifying, Trendway's catalog numbering system uses meaningful characters to convey description, surface type, and size. For example. CD2436 represents a Corner Desk, 24" (610)-deep by 36" (762)-wide.

By following the Sample Part Number Example at the bottom of each page, you create a Part Number for each product. This Part Number will match your acknowledgement and packing slip.

When ordering filing and storage units, list the following:

1. Quantity (combine same products)
2. Complete Part Number, see Sample Part Number at the bottom of each page for correct number sequence.
3. For ease of reading, place a period between each option number (SD2448.F.P.L.GY.G.JP9.G.JP9.G.G).

Acknowledgment Defaults:

- If grommet option is not identified, GN no grommet will be selected.

	Catalog Number	Modesty Panel	End Supports		Grommet Option	Grommet Color	Top Color	Edge Color	Top Base Color	Edge Color	Base Trim Color
Sample Part Number:	**SD2448**	**.F**	**.P**	**.L**	**.GY**	**.G**	**.JP9**	**.G**	**.JP9**	**.G**	**.G**
Total Cost $996 =	$772 +	$111 +	N/C +	$89 +	$24 +	N/C +	N/C +	N/C +	N/C +	N/C +	N/C

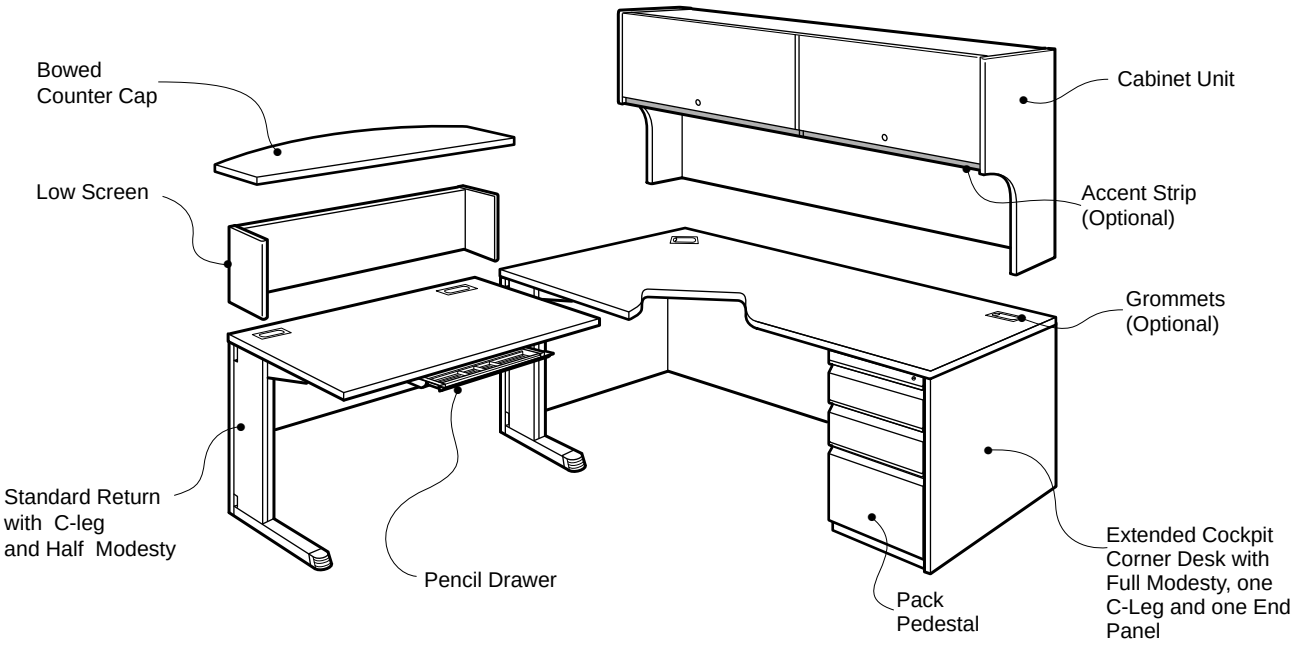

Standard Features
Choices Desking and Components

- Freestanding Desks include a 1¼" (32) thick work top surfaced with a high pressure laminate with vinyl edge, and support components.
- End panels are non-handed and can be attached under the left or right side of the work top. C-legs may be used as left, right, or shared supports.
- C-legs are designed with three different foot depths for proper support and clearance in each application. Rectangular desks have a C-leg foot that is 21½" (546)-deep, Corner Desks have a foot depth of 11¾" (298)-deep and Peninsula Desks have C-legs with 7" (178)-deep support feet (Fig. A).

  C-legs provide cable management down each side of the C-leg. A one-piece cover allows easy access to the cables.

Fig. A

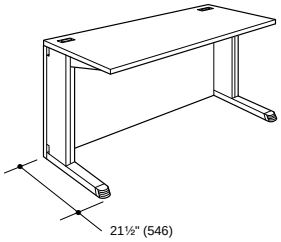

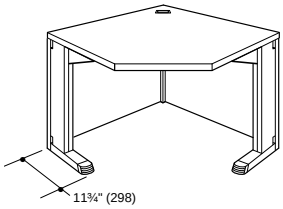

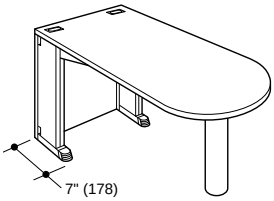

- The Peninsula Desk is supported by a T-Base and a Column Leg. C-Leg supports are available as an option in place of the T-Base. The Peninsula Desk must be attached to a Standard Desk, a Standard Return, or a Standard Bridge for proper stability.

Fig. B

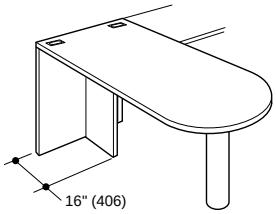

- Bridges and Returns are designed to attach to other Freestanding desks. **Attachment hardware must be ordered separately.**
- Modesty panels are available as full-height or half-height. Half-height modesties provide 17" (432) of space under the modesty for accessing wall outlets. Modesty panels may be positioned with a one-inch space between the work top and the modesty panel to provide cable management.

Fig. C

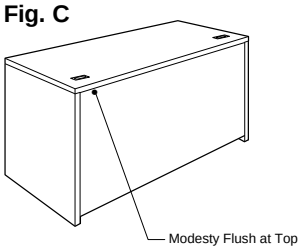

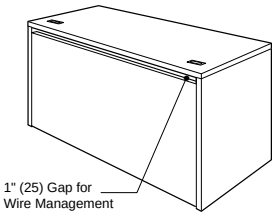

Overhead Storage Units
Freestanding Flipper Units and Shelf Units have a ⅝" (16) gap between the back of the shelf and the back of the unit to allow cables to pass through to the work top.

All work tops that accept Freestanding Flipper and Shelf Units have pre-drilled pilot holes on the underside of the work top that serve as a guide for field installation.

Component Capacities
Trendway Corporation will not, under any circumstances, guarantee or assume responsibility for loading performance beyond the basic individual component capacities given below.

- Shelf Units: 3 lbs. (1.4kg) per linear inch of usable space.
- Overhead Storage Units: Inside — 3 lbs. (1.4kg) per linear inch.
  Top cover of under storing door unit — 2 lbs. (.9kg) per linear inch of usable space.
- Counter Caps: 3.5 lbs. (1.6kg) per linear inch, uniformly distributed.
- Desks: 5 lbs. (2.3kg) per linear inch, uniformly distributed.
- Center Drawers: 9 lbs. (4.1kg)

Pedestals and Files Centers
Any pedestal or file center that is attached to the underside of a work top must have glides adjusted to support the weight of the pedestal or file center.

WARNING:
Failure to observe the recommended practices, such as loading beyond listed capacities, will result in unsafe usage conditions and may result in bodily injury or failure of other components.

Any modification to Trendway product will change the criteria referenced above. Trendway will not be responsible for product warranty if modifications are made to the product or if the capacities referenced are exceeded.

Finishes
All freestanding units have a high-pressure laminate top with vinyl edge. C-Legs are all color matched in one of Trendway's trim colors.

Fig. D

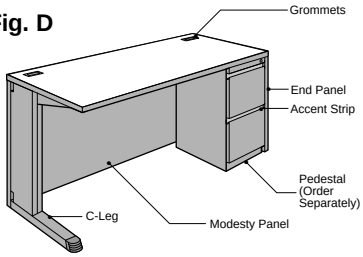

Glide Adjustment Ranges:

- C-Legs ½" (13)
- End Panels 1" (25)
- T-Bases 1" (25)
- Support Columns 4" (102)
  work surface height range
  27¾" (705) to 31¾" (806)
- Straight Legs 3¾" (95)
  work surface height range
  27¾" (705) to 31½" (800)

Specifications
All dimensions listed are nominal unless otherwise noted.

Special Products
Please contact Trendway Custom Solutions 1-800-893-8117 for product availability and pricing on non-standard products.

Desking Components Planning
These planning guidelines provide instructions for safely configuring freestanding product applications. The following diagrams illustrate the proper use of supporting elements, connecting hardware, and overhead components.

C-Leg Supports
- In many applications, C-Legs can be shared between desk modules, thus serving as both the supporting and connecting hardware.

Fig. E

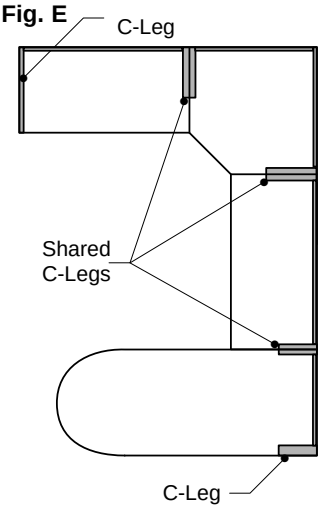

- Return Attachment Kits (RAK) are designed to be used when attaching Returns and Bridges to Freestanding Desks that are supported by End Panels or T-Bases (Fig. F).

Fig. F

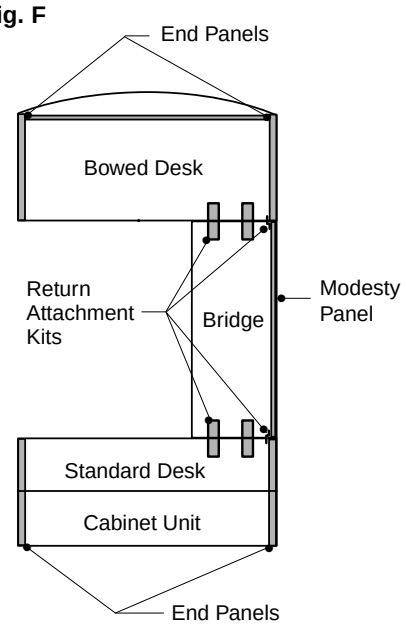

- Where a Standard Return or Bridge connects to the front of the Freestanding Desk, Return Attachment Kits (RAK) must be specified (specify two kits for a bridge).

T-Base Supports
- When a T-Base is used to support the back end of a Peninsula Desk, a Return or Bridge must be attached to the Peninsula for proper stability. This attachment must be made using a Return Attachment Kit (RAK) (Fig. G).

Fig. G

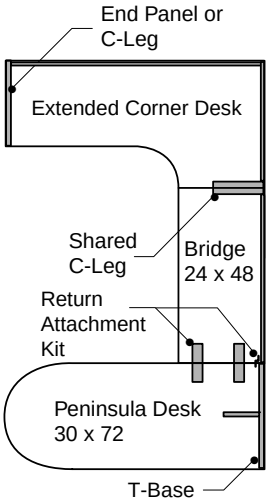

Flush Support Plates
- Flush Support Plates (SICSP) are designed to be used with attaching a Peninsula Return to the front edge of a Freestanding Desk (Fig. H).
- **Note:** Flush Support Plates must be ordered separately (see page 193).

Fig. H

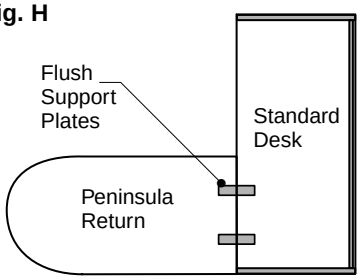

Freestanding Flipper, Shelf and Screen Placement Guide
The following illustrations show valid locations for attaching Freestanding Flipper Units, Shelf Units, and Screens to Desk modules. All work tops that can accept Overhead Storage Units and Screens have pre-drilled pilot holes on the underside of the work top that serve as a guide for field installation. The pilot holes are placed to accept Overhead Storage Units and Screens of the same nominal size as the work top.

Note: If a Freestanding Flipper or Shelf Unit is placed on a single rectangular desk, it must be backed up against a wall or be connected to a desk to form a 90-degree angle.

Note: Extended Top Desks, Bowed Desks and Standard Bridges do not accept overhead components.

Freestanding Flipper, Shelf and Screen Placement Guide (Cont.)

Peninsula Desks

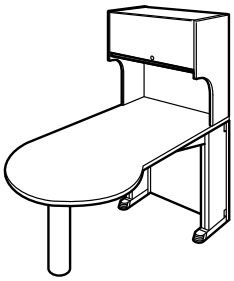

Peninsula Desks accept Freestanding Flipper, Shelf Units or Screens on the end only.

Corner Desks

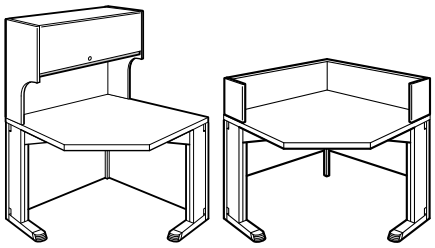

Corner Desks accept Freestanding Flipper, Shelf Units, Screens, or Corner Screens on the end only.

Extended Corner Desks

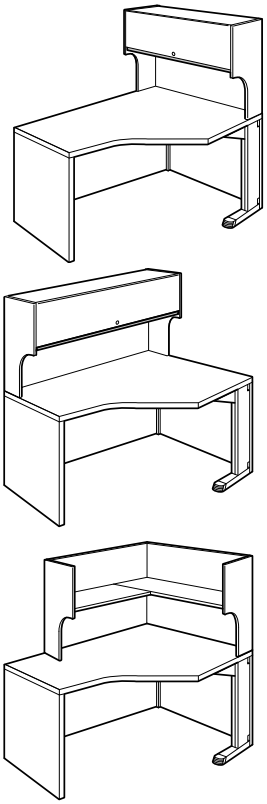

Extended Corner Desks accept Freestanding Flipper, Shelf Units, Screens, or Corner Screens on either side.

Post-Formed Desking Planning Guidelines

These guidelines are for the Post-Formed Desking Components on pages 211-216. These rules must be followed in addition to the Desking Components Planning Guidelines on the previous pages.

Cabinet Units

If a Cabinet Unit crosses a seam (Fig. I) the 90-degree Stabilizer Bracket must be used along with either the Cantilever Bracket or Flush Support Plates depending on the existing connections.

Fig. I

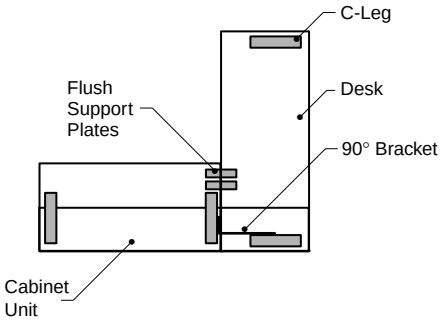

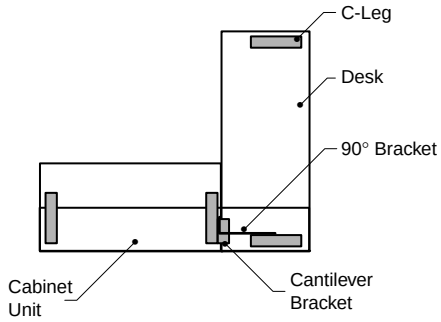

Integrating Storage into Choices Desking Furniture

Choices Desking provides shell components with separately specified storage units to maximize storage flexibility. Storage components that work within Choices Desking include Pedestals, File Centers, and Center Drawers. Pedestals, File Centers, and Center Drawers are offered in the Filing and Storage price list along with other coordinating filing units.

Pedestals

Intrinsic, Choices and Pack Pedestals integrate with Desking components. Intrinsic Pedestals are 23" (584)-deep. Choices Pedestals are available in two depths, 22" (559) and 28" (711). Pack Pedestals are available in three depths, 18$^{7}/_{8}$" (479), 21$^{7}/_{8}$" (556) and 27$^{7}/_{8}$" (708). All pedestals are available with two drawer configurations:

Choices Pedestals

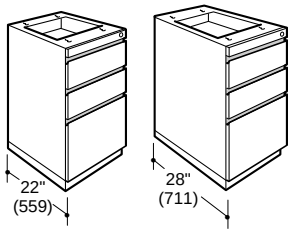

6/6/12 – Two 6" box drawers and one 12" file drawer

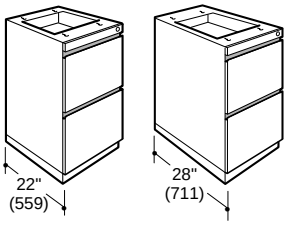

12/12 – Two 12" box drawers

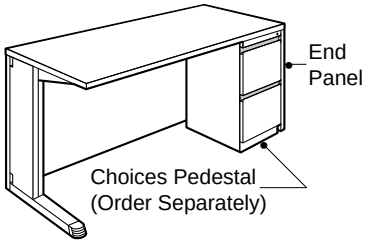

When the 22" (559)-deep Choices Pedestal, 21$^{7}/_{8}$" (556)-deep Pack Pedestal or 23" (584)-deep Intrinsic Pedestal is used with a 24" (610)-deep work top, the grommet will be unusable. The same is true when using a 28" (711)-deep Choices Pedestal or 27$^{7}/_{8}$" (708) Pack Pedestal with a 30" (762)-deep work top. On a 30" (762)-deep work top, use an 18$^{7}/_{8}$" (479), 22" (559)- or 23" (584)-deep pedestal if grommet access is needed.

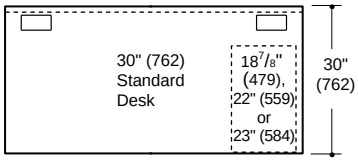

File Centers

Choices Floor-Supported File Centers are intended for use under work tops. They aesthetically align with the Choices Floor-Supported Pedestals with matching drawer fronts and base details.

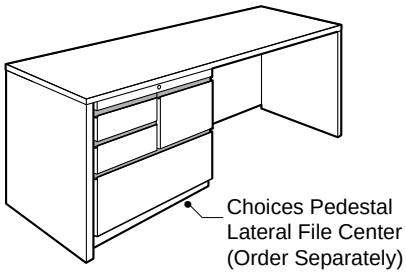

Center Drawers

The Pencil Drawer and the Center Drawer mount beneath any work top.

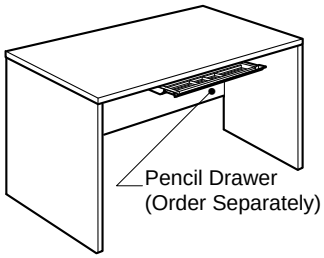

Grommets
Grommets are available as an option on most desk units. They are not available on Extended Top or Bowed Top Desks. Grommets are available in Trendway trim colors. The following drawings show standard grommet locations. Other grommet locations may be available as a special order. Contact your Customer Care representative for more information.

Note: Grommets are not available on Extended Desks or Bowed Desks.

Note: When the 22" (559)-deep Choices Pedestal is used with a 24" (607)-deep work top, the grommet will be unusable. The same is true when using a 28" (711)-deep Choices Pedestal with a 30" (762) work top, specify a 22" or 23" (559 or 584)-deep pedestal if grommet access is needed.

Standard Grommet Locations

Grommet Dimensions

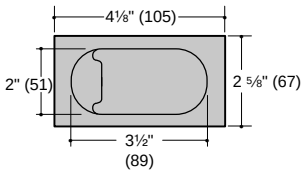

30" (762) Standard Desks with Full Modest and 22" (559) or 23" (584) depth Pedestal allows access to Grommet.

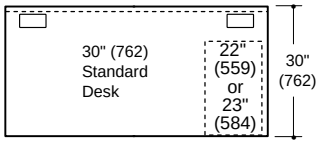

Standard Desks, Returns and Bridges

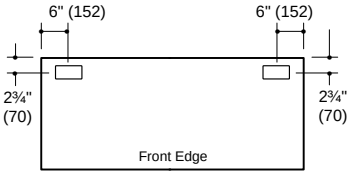

For All Sizes of Rectangular Work Tops

D-Shaped Peninsula Desks

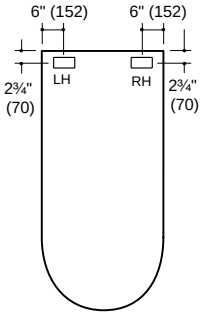

P-Shaped Peninsula Desks

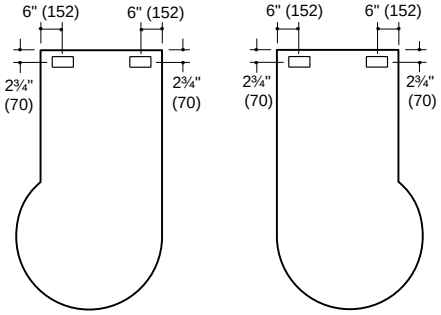

Right-Hand Left-Hand

Extended D-Shaped Peninsula Desks

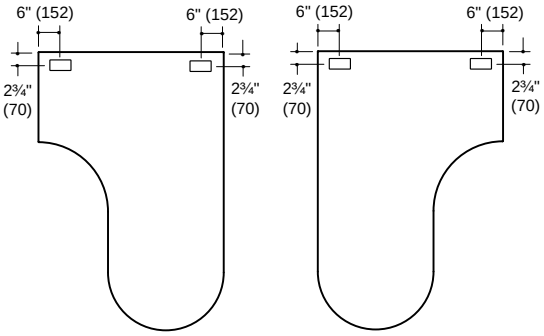

Right-Hand Left-Hand

Corner and Cockpit Corner Desks

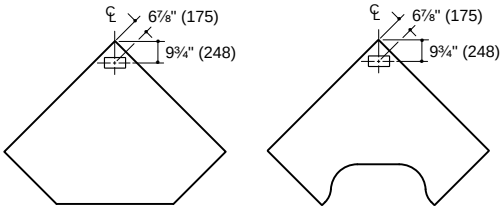

Extended Corner and Extended Cockpit Corner Desks

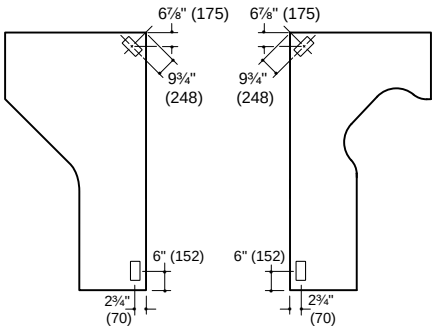

Right-Hand Left-Hand

Choices Standard Desks
The Standard Desk has a rectangular, high-pressure laminate top with vinyl edging. Standard features include a Half Modesty and End Panels. Other available options include a Full Modesty, C-Legs, and Grommets. See Grommet information in the planning section for standard grommet locations and ordering guidelines.

The underside of the work top has pre-drilled pilot holes to accept Freestanding Flipper Units, Shelf Units, and Screens. A Placement Guide is located in the planning section.

End Panels are non-handed and can be field installed on either the left or right side.

Modesty Panels can be positioned to provide a one-inch wire management clearance at the top or at the bottom of the modesty.

Pedestals, File Centers, Center Drawers and other Filing and Storage Units are specified separately for maximum flexibility. These units are offered in the Filing and Storage price list.

Note: When specifying grommets where Pedestals are being used, please refer to Integrating Storage into Choices Desking Furniture in the planning section for guidelines.

Choices Standard Desk Configurations

Half Modesty with End Panels

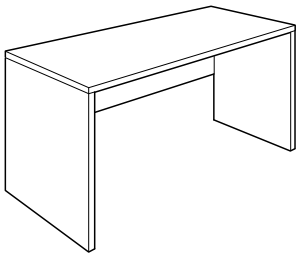

Half Modesty with C-Leg and End Panel

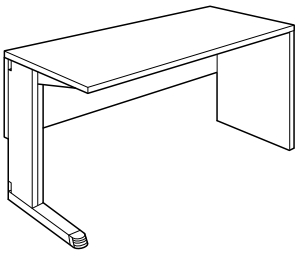

Half Modesty with C-Legs

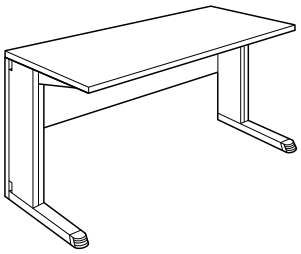

Full Modesty with End Panels

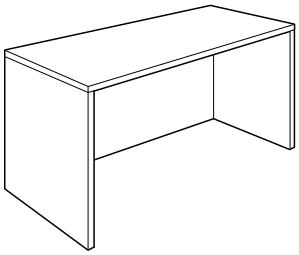

Full Modesty with C-Leg and End Panel

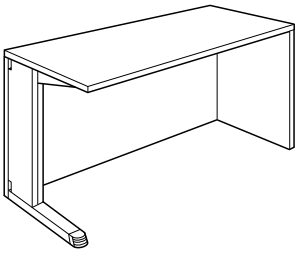

Full Modesty with C-Legs

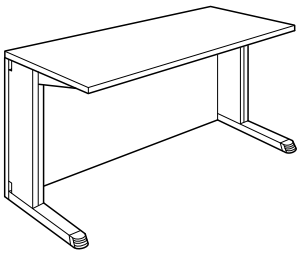

Choices Standard Desks

Dimensions Depth	Width	List Price Laminate Grade 1	2	3	Catalog Number	Modesty Panel	End Supports		Grommet Option	Grommet Color	Top Color	Top Edge Color	Base Color	Base Edge Color	Base Trim Color
24" (610)	48" (1219)	$772	$810	$ 951	ⓔ**SD2448**	**H No Cost** Half ⓔ **F + $111** Full	ⓔ **P No Cost** End Panel **L + $89** C-Leg	ⓔ **P No Cost** End Panel **L + $89** C-Leg	ⓔ **GN No Cost** No Grommet Order ⓔ **GY + $24** Two Grommets	ⓔ **Standard Smooth Finish Only** See Surface Materials Page 11	ⓔ High-Pressure Laminate Color (See Surface Materials Page 12)	ⓔ Edge Detail (See Surface Materials Page 11)	ⓔ Specify for Modesty/ End Panel(s). High-Pressure Laminate Color (See Surface Materials Page 12)	ⓔ Specify for Modesty/ End Panel(s). Edge Detail (See Surface Materials Page 11)	Specify only if C-Leg is selected. **Standard Smooth Finish Only** See Surface Materials Page 11
	60" (1524)	847	885	1026	**SD2460**										
	66" (1676)	955	1016	1241	**SD2466**										
	72" (1829)	967	1028	1253	ⓔ**SD2472**										
30" (762)	48" (1219)	$847	$ 871	$ 961	**SD3048**										
	60" (1524)	920	969	1155	**SD3060**										
	66" (1676)	1045	1106	1331	**SD3066**										
	72" (1829)	1060	1121	1346	**SD3072**										
Build your complete Part Number here:					_ _ _ _	_	_	_	_ _	_	_ _ _	_	_ _ _	_	_

ⓔ notes item is available on Express

Sample Part Number:	**SD3072** _ _ _ _ _	**.F** _	**.P** _	**.P** _	**.GY** _ _	**.K** _	**.553** _ _ _	**.K** _	**.533** _ _ _	**.K** _	**N/A** _
Total Cost $1195 =	$1060 +	$111 +	N/C +	N/C +	$24 +	N/C +	N/C +	N/C +	N/C +	N/C +	N/C

EXTENDED TOP AND BOWED TOP DESKS

The Extended Top and Bowed Top Desks have high-pressure laminate tops with vinyl edging. Standard features include a Half Modesty and End Panels. Other available options include a Full Modesty and C-Legs.

End Panels are non-handed and can be field installed on either the left or right side.

Modesty Panels can be positioned to provide a one-inch wire management clearance at the top or at the bottom of the modesty.

Pedestals, File Centers, Center Drawers and other Filing and Storage Units are specified separately for maximum flexibility. These units are offered in the Filing and Storage price list.

Note: Grommets are not available on Extended Top and Bowed Top Desks.

Note: Extended Top and Bowed Top Desks do not accept attachment of Freestanding Flipper Units, Shelf Units or Screens.

Extended Top Desk

The Extended Top Desk has a rectangular top with a guest side that extends 6" (152).

Bowed Top Desk

The Bowed Top Desk has a bowed top that is curved on the guest side extending 6" (152) at the center.

Extended Top Desk Configurations

Extended Top Desk with Half Modesty and Ends Panels

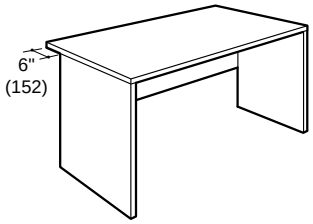

Extended Top Desk with Half Modesty, C-Leg and End Panel

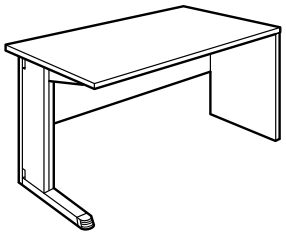

Extended Top Desk with Half Modesty and C-Legs

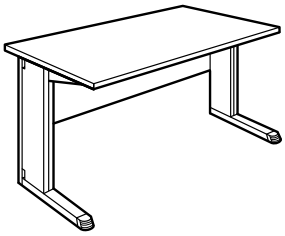

Extended Top Desk with Full Modesty and Ends Panels

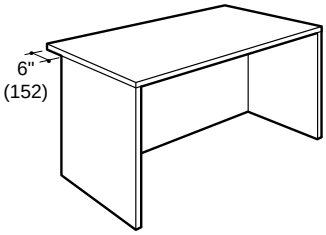

Extended Top Desk with Full Modesty, C-Leg and End Panel

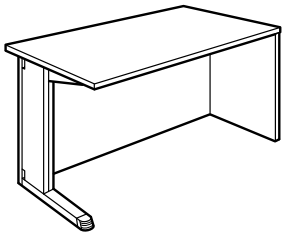

Extended Top Desk with Full Modesty and C-Legs

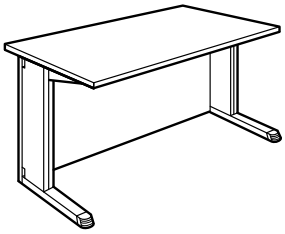

Bowed Top Desk Configurations

Bowed Top Desk with Half Modesty and Ends Panels

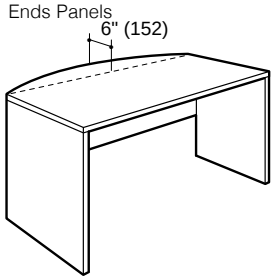

Bowed Top Desk with Half Modesty, C-Leg and End Panel

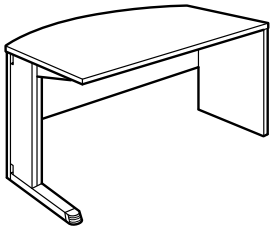

Bowed Top Desk with Half Modesty and C-Legs

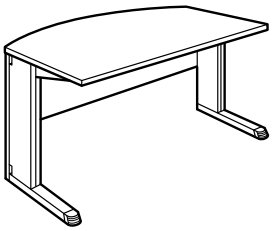

Bowed Top Desk with Full Modesty and Ends Panels

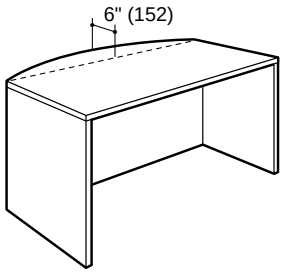

Bowed Top Desk with Half Modesty, C-Leg and End Panel

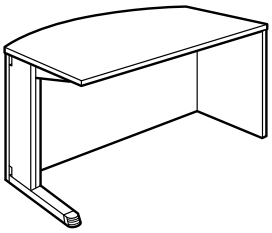

Bowed Top Desk with Full Modesty and C-Legs

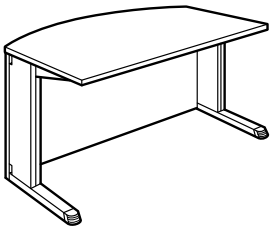

Extended Top Desks

Dimensions Depth	Dimensions Width	List Price Laminate Grade 1	2	3	Catalog Number	Modesty Panel	End Supports		Top Color	Top Edge Color	Base Color	Base Edge Color	Trim Color
30" (762)	60" (1524)	$878	$955	$1236	**ED3060**	**H No Cost** Half	**P No Cost** End Panel	**P No Cost** End Panel	High-Pressure Laminate Color (See Surface Materials Page 12)	Edge Detail (See Surface Materials Page 11)	Specify for Modesty/ End Panel(s). High-Pressure Laminate Color (See Surface Materials Page 12)	Specify for Modesty/ End Panel(s). Edge Detail (See Surface Materials Page 11)	Specify only if C-Leg is selected. **Standard Smooth Finish Only** See Surface Materials Page 11
	66" (1676)	996	1073	1354	**ED3066**								
	72" (1829)	1028	1105	1386	**ED3072**								
36" (914)	60" (1524)	$1149	$1226	$1507	**ED3660**	**F + $111** Full	**L + $89** C-Leg	**L + $89** C-Leg					
	66" (1676)	1239	1300	1525	**ED3666**								
	72" (1829)	1332	1409	1690	**ED3672**								

Bowed Top Desks

Dimensions Depth	Dimensions Width	List Price Laminate Grade 1	2	3	Catalog Number
36" (914)	60" (1524)	$1332	$1409	$1690	**BD3660**
	66" (1676)	1406	1506	1874	**BD3666**
	72" (1829)	1484	1584	1952	**BD3672**

Build your complete Part Number here:	_ _ _ _ _	_	_	_	_	_ _ _	_	_ _ _	_	_

Sample Part Number:	**ED3660**	**.F**	**.L**	**.L**	**.JP9**	**.G**	_ _ _	_	**.G**
Total Cost $1438 =	$1149 +	$111 +	$89 +	$89 +	N/C +	N/C +	+	+	N/C

CORNER AND COCKPIT CORNER DESKS

Corner Desks and Cockpit Corner Desks must be attached to a Standard Return (page 180) on both sides to ensure proper stability. The Corner and Cockpit Corner Desk have a high-pressure laminate top. Standard features include a Half Modesty, two C-Legs, and a corner support leg. Other available options include a Full Modesty and grommets. See Grommet information in the planning section for standard grommet locations and ordering guidelines.

The underside of the work top has pre-drilled pilot holes to accept Freestanding Flipper Units, Shelf Units, and Screens. A Placement Guide is located in the planning section.

Modesty Panels can be positioned to provide a one-inch wire management clearance at the top or at the bottom of the modesty.

Note: Center Drawers and Pencil Drawers are available on Corner Desks with front widths greater than 22" (559).

Corner Desk

The Corner Desk is available with either a Curved or Straight front edge.

Cockpit Corner Desk

The Cockpit Corner Desk creates a wrap-around effect which provides deeper access into the corner work top. The front opening is 28½" (724)-wide, accommodating most chairs or a keyboard tray.

Corner Desk Configurations

Corner Desk with Straight Front and Half Modesty

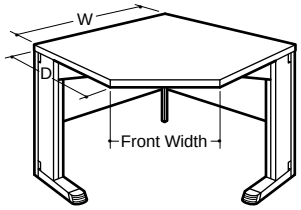

Corner Desk with Curved Front and Half Modesty

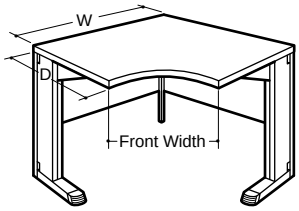

Corner Desk with Straight Front and Full Modesty

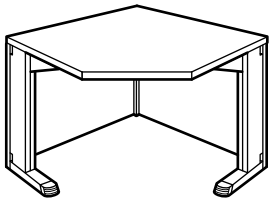

Corner Desk with Curved Front and Full Modesty

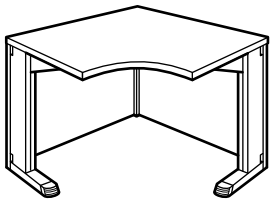

Cockpit Corner Desk Configurations

Cockpit Corner Desk with Half Modesty

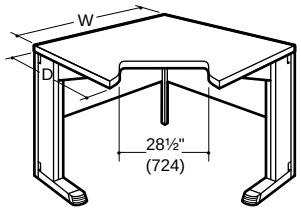

Cockpit Corner Desk with Full Modesty

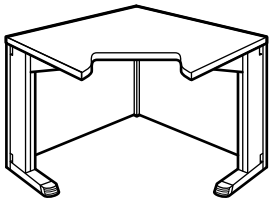

Corner Desks

Dimensions Depth	Width	Front Width	List Price Laminate Grade 1	2	3	Catalog Number	Front Option	Modesty Panel	Grommet Option	Grommet Color	Top Color	Top Edge Color	Base Color	Base Edge Color	Trim Color
24" (610)	36" (914)	17" (432)	$1513	$1590	$1871	**CD2436**	**S No Cost** Straight	**H No Cost** Half	**GN No Cost** No Grommet Order	**Standard Smooth Finish Only** See Surface Materials Page 11	High-Pressure Laminate Color (See Surface Materials Page 12)	Edge Detail (See Surface Materials Page 11) Note: Wood grain vinyl edge not available on Cockpit Corner Desk.	Specify for Modesty Panel. High-Pressure Laminate Color (See Surface Materials Page 12)	Specify for Modesty Panel. Edge Detail (See Surface Materials Page 11)	Specify for C-Legs. **Standard Smooth Finish Only** See Surface Materials Page 11
	42" (1067)	25½" (648)	1631	1692	1917	**CD2442**									
	48" (1219)	34" (864)	1704	1742	1883	**CD2448**									
30" (762)	36" (914)	8½" (216)	$1528	$1577	$1763	**CD3036**	**C + $36** Curved	**F + $146** Full							
	42" (1067)	17" (432)	1645	1683	1824	**CD3042**									
	48" (1219)	25½" (648)	1720	1781	2006	**CD3048**									

Cockpit Corner Desks

Dimensions Depth	Width	Front Width	List Price Laminate Grade 1	2	3	Catalog Number	
24" (610)	48" (1219)	28½" (724)	$1816	$1854	$1995	**CPCD2448**	

Build your complete Part Number here:	_ _ _ _	_	_	_ _	_	_ _ _	_	_ _ _	_	_	_

Sample Part Number:	**CD2436**	**.C**	**.F**	**.GN**	_	**.JP9**	**.G**	**.JP9**	**.G**	**.G**	
Total Cost $1695 =	$1513 +	$36 +	$146 +	N/C +	+	N/C +	N/C +	N/C +	N/C +	N/C	

Right-Hand Extended Corner Desk Configurations

Extended Corner Desk - Right-Hand with Straight Front, Half Modesty, C-Leg and End Panel

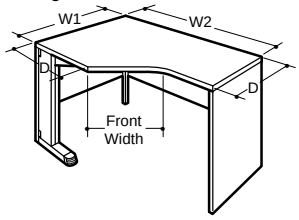

Extended Corner Desk - Right-Hand with Straight Front, Full Modesty, C-Leg and End Panel

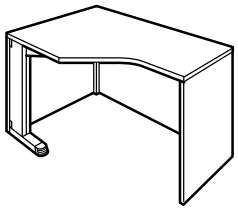

Extended Corner Desk - Right-Hand with Straight Front, Half Modesty and two C-Legs

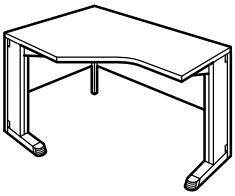

Extended Corner Desk - Right-Hand with Straight Front, Full Modesty and two C-Legs

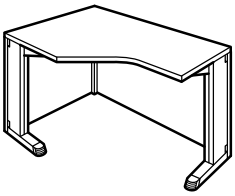

Extended Corner Desk - Right-Hand with Curved Front, Half Modesty, C-Leg and End Panel

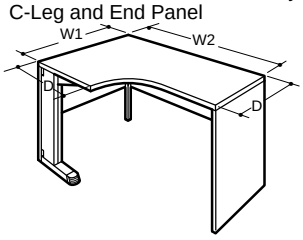

Extended Corner Desk - Right-Hand with Curved Front, Full Modesty, C-Leg and End Panel

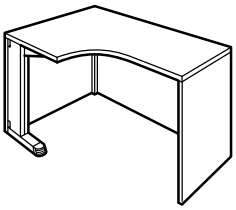

Extended Corner Desk - Right-Hand with Curved Front, Half Modesty and two C-Legs

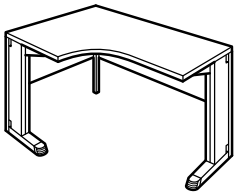

Extended Corner Desk - Right-Hand with Curved Front, Full Modesty and two C-Legs

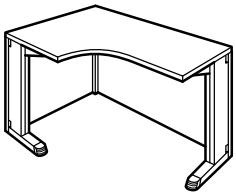

Left-Hand Extended Corner Desk Configurations

Extended Corner Desk - Left-Hand with Straight Front, Half Modesty, End Panel and C-Leg

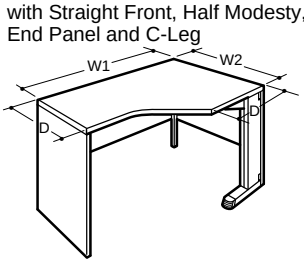

Extended Corner Desk - Left-Hand with Straight Front, Full Modesty, End Panel and C-Leg

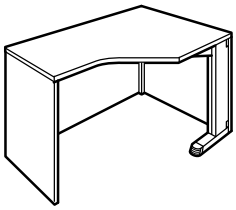

Extended Corner Desk - Left-Hand with Straight Front, Half Modesty and two C-Legs

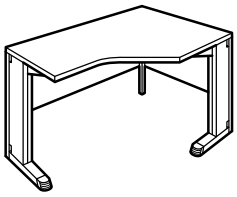

Extended Corner Desk - Left-Hand with Straight Front, Full Modesty and two C-Legs

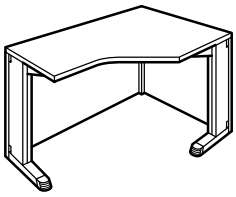

Extended Corner Desk - Left-Hand with Curved Front, Half Modesty, End Panel and C-Leg

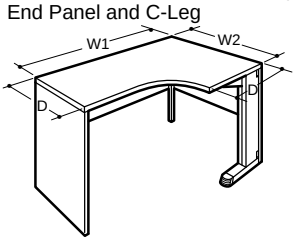

Extended Corner Desk - Left-Hand with Curved Front, Full Modesty, End Panel and C-Leg

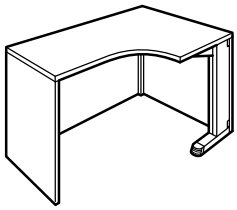

Extended Corner Desk - Left-Hand with Curved Front, Half Modesty and two C-Legs

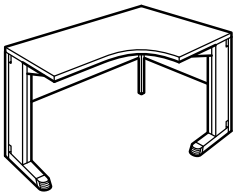

Extended Corner Desk - Left-Hand with Curved Front, Full Modesty and two C-Legs

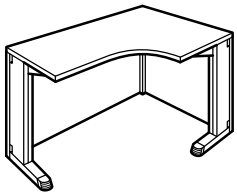

Extended Corner Desks
The Extended Corner Desk has a high-pressure laminate top with a vinyl edge, and is available with either a Curved or Straight front edge. Standard features include a Half Modesty, one End Panel, one C-Leg, and a corner support leg. Available options include a Full Modesty, an additional C-Leg, and grommets. See Grommet information in the planning section for standard grommet locations and ordering guidelines.

The underside of the work top has pre-drilled pilot holes to accept Freestanding Flipper Units, Shelf Units, and Screens. A Placement Guide is located in the planning section.

End Panels are non-handed and can be field installed on either the left or right side.

Modesty Panels can be positioned to provide a one-inch wire management clearance at the top or at the bottom of the modesty.

Extended Corner Desks – Right-Hand

Dimensions Depth	Width 1	Width 2	List Price Laminate Grade 1	2	3	Catalog Number
24" (610)	36" (914)	60" (1524)	$1618	$1679	$1904	**CD243660**
	36" (914)	66" (1676)	1786	1863	2144	**CD243666**
	36" (914)	72" (1829)	1800	1900	2268	**CD243672**
24" (610)	42" (1067)	60" (1524)	$1664	$1725	$1950	**CD244260**
	42" (1067)	66" (1676)	1829	1906	2187	**CD244266**
	42" (1067)	72" (1829)	1844	1921	2202	**CD244272**
24" (610)	48" (1219)	60" (1524)	$1707	$1768	$1993	**CD244860**
	48" (1219)	66" (1676)	1876	1953	2234	**CD244866**
	48" (1219)	72" (1829)	1890	1967	2248	**CD244872**
30" (762)	36" (914)	60" (1524)	$1647	$1708	$1933	**CD303660**
	36" (914)	66" (1676)	1816	1916	2284	**CD303666**
	36" (914)	72" (1829)	1829	1929	2297	**CD303672**
30" (762)	42" (1067)	60" (1524)	$1694	$1771	$2052	**CD304260**
	42" (1067)	66" (1676)	1860	1960	2328	**CD304266**
	42" (1067)	72" (1829)	1876	1953	2234	**CD304272**
30" (762)	48" (1219)	60" (1524)	$1739	$1788	$1974	**CD304860**
	48" (1219)	66" (1676)	1904	2004	2372	**CD304866**
	48" (1219)	72" (1829)	1921	2021	2389	**CD304872**

Extended Corner Desks – Left-Hand

Dimensions Depth	Width 1	Width 2	List Price Laminate Grade 1	2	3	Catalog Number
24" (610)	60" (1524)	36" (914)	$1618	$1679	$1904	**CD246036**
	66" (1676)	36" (914)	1786	1886	2254	**CD246636**
	72" (1829)	36" (914)	1800	1900	2268	**CD247236**
24" (610)	60" (1524)	42" (1067)	$1664	$1725	$1950	**CD246042**
	66" (1676)	42" (1067)	1829	1906	2187	**CD246642**
	72" (1829)	42" (1067)	1844	1921	2202	**CD247242**
24" (610)	60" (1524)	48" (1219)	$1707	$1768	$1993	**CD246048**
	66" (1676)	48" (1219)	1876	1953	2234	**CD246648**
	72" (1829)	48" (1219)	1890	1967	2248	**CD247248**
30" (762)	60" (1524)	36" (914)	$1647	$1708	$1933	**CD306036**
	66" (1676)	36" (914)	1816	1916	2284	**CD306636**
	72" (1829)	36" (914)	1829	1929	2297	**CD307236**
30" (762)	60" (1524)	42" (1067)	$1694	$1771	$2052	**CD306042**
	66" (1676)	42" (1067)	1860	1960	2328	**CD306642**
	72" (1829)	42" (1067)	1876	1953	2234	**CD307242**
30" (762)	60" (1524)	48" (1219)	$1739	$1788	$1974	**CD306048**
	66" (1676)	48" (1219)	1904	2004	2372	**CD306648**
	72" (1829)	48" (1219)	1921	2021	2389	**CD307248**

Pedestals, File Centers, Center Drawers and other Filing and Storage Units are specified separately for maximum flexibility. These units are offered in the Filing and Storage price list.

Note: Center Drawers and Pencil Drawers are available for use in the corner of an Extended Corner Desk if the front corner width is greater than 22" (559).

Dimensions		
Depth	**Width**	**Front Width**
24" (610)	36" (914) 42" (1062) 48" (1219)	17" (432) 25½" (648) 34" (864)
30" (762)	36" (914) 42" (1062) 48" (1219)	8½" (216) 17" (432) 25½" (648)

	Front Option	Modesty Panel	End Supports		Grommet Option	Grommet Color	Top Color	Top Edge Color	Base Color	Base Edge Color	Trim Color
	S **No Cost** Straight **C** **+ $36** Curved	**H** **No Cost** Half **F** **+ $146** Full	**P** **No Cost** End Panel **L** **+ $89** C-Leg	**L** **No Cost** C-Leg	**GN** **No Cost** No Grommet Order **GY** **+ $24** Two Grommets	**Standard Smooth Finish Only** See Surface Materials Page 11	High-Pressure Laminate Color (See Surface Materials Page 12)	Edge Detail (See Surface Materials Page 11)	Specify for Modesty/ End Panel(s). High-Pressure Laminate Color (See Surface Materials Page 12)	Specify for Modesty/ End Panel(s).	Specify only if C-Leg is selected. **Standard Smooth Finish Only** See Surface Materials Page 11
Build your complete Part Number here:	_	_	_	_	_ _	_	_ _ _	_	_ _ _	_	_

Sample Part Number:	CD303660 _ _ _ _ _	.C _	.F _	.L _	.L _	.GY _ _	.G _	.553 _ _ _	.G _	.553 _ _ _	.G _	.G _
Total Cost $1942 =	$1647 +	$36 +	$146 +	$89 +	N/C +	$24 +	N/C +	N/C +	N/C +	N/C +	N/C +	N/C

Extended Cockpit Corner Desks
The Extended Cockpit Corner Desk creates a wrap-around effect which provides deeper access into the corner work top. The front opening is 28½"(724)-wide, accommodating most chairs or a keyboard tray.

The Extended Cockpit Corner Desk has a high-pressure laminate top with vinyl edge. Standard features include a Half Modesty, one End Panel, one C-Leg, and a corner support leg. Available options include a Full Modesty, an additional C-Leg, and grommets. See Grommet information in the planning section for standard grommet locations and ordering guidelines.

The underside of the work top has pre-drilled pilot holes to accept Freestanding Flipper Units, Shelf Units, and Screens. A Placement Guide is located in the planning section.

End Panels are non-handed and can be field installed on either the left or right side.

Modesty Panels can be positioned to provide a one-inch wire management clearance at the top or at the bottom of the modesty.

Pedestals, File Centers, Center Drawers and other Filing and Storage Units are specified separately for maximum flexibility.These units are offered in the Filing and Storage price list.

Note: When specifying grommets where Pedestals are being used, please refer to Integrating Storage into Choices Desking Furniture in the planning section for guidelines.

Dimensions		
Depth	Width	Front Width
24" (610)	48" (1219)	28½" (724)

Extended Cockpit Corner Desks – Right-Hand

Dimensions			List Price Laminate Grade			Catalog
Depth	Width 1	Width 2	1	2	3	Number
24" (610)	48" (1219)	60" (1524)	$1786	$1847	$2072	**ECPCDR244860**
	48" (1219)	66" (1676)	1951	2051	2419	**ECPCDR244866**
	48" (1219)	72" (1829)	1966	2043	2324	**ECPCDR244872**

Extended Cockpit Corner Desks – Left-Hand

Dimensions			List Price Laminate Grade			Catalog
Depth	Width 1	Width 2	1	2	3	Number
24" (610)	60" (1524)	48" (1219)	$1786	$1847	$2072	**ECPCDL246048**
	66" (1676)	48" (1219)	1951	2051	2419	**ECPCDL246648**
	72" (1829)	48" (1219)	1966	2043	2324	**ECPCDL247248**

Right-Hand Extended Cockpit Corner Desk Configurations

Extended Cockpit Corner Desk - Right-Hand with Half Modesty, C-Leg and End Panel

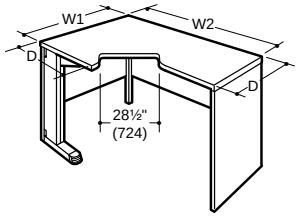

Extended Cockpit Corner Desk - Right-Hand with Full Modesty, C-Leg and End Panel

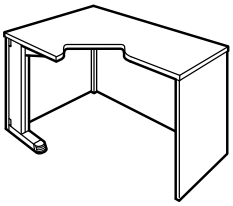

Extended Cockpit Corner Desk - Right-Hand with Half Modesty and two C-Legs

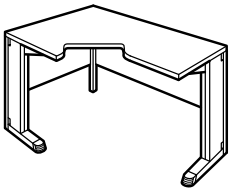

Extended Cockpit Corner Desk - Right-Hand with Full Modesty and two C-Legs

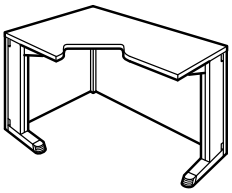

Left-Hand Extended Cockpit Corner Desk Configurations

Extended Cockpit Corner Desk - Left-Hand with Half Modesty, End Panel and C-Leg

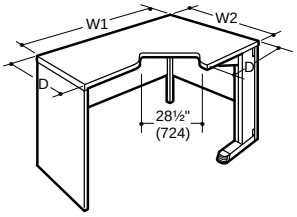

Extended Cockpit Corner Desk - Left-Hand with Full Modesty, End Panel and C-Leg

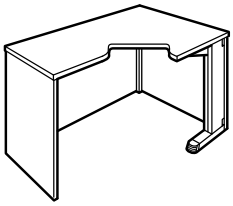

Extended Cockpit Corner Desk - Left-Hand with Half Modesty and two C-Legs

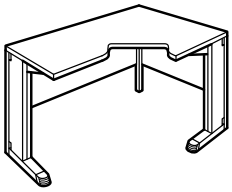

Extended Cockpit Corner Desk - Left- Hand with Straight Front, Full Modesty and two C-Legs

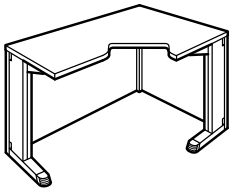

		Modesty Panel	End Supports		Grommet Option	Grommet Color	Top Color	Top Edge Color	Base Color	Base Edge Color	Trim Color
		H **No Cost** Half **F** **+ $146** Full	**P** **No Cost** End Panel **L** **+ $89** C-Leg	**L** **No Cost** C-Leg	**GN** **No Cost** No Grommet **GY** **+ $24** Two Grommets	**Standard Smooth Finish Only** See Surface Materials Page 11	High-Pressure Laminate Color (See Surface Materials Page 12)	Edge Detail (See Surface Materials Page 11) Note: Wood grain vinyl edge not available on Cockpit Corner Desk.	Specify for Modesty/ End Panel(s). High-Pressure Laminate Color (See Surface Materials Page 12)	Specify for Modesty/ End Panel(s). Edge Detail (See Surface Materials Page 11)	Specify only if C-Leg is selected. **Standard Smooth Finish Only** See Surface Materials Page 11
Build your complete Part Number here:	_ _ _ _ _ _ _ _	_	_	_	_ _	_	_ _ _	_	_ _ _	_	_
Sample Part Number:	**ECPCDR244872** _ _ _ _ _ _ _ _	**.F** _	**.L** _	**.L** _	**.GY** _ _	**.G** _	**.JP9** _ _ _	**.G** _	**.G** _	**.G** _	**.G** _
Total Cost $2225 =	$1966	+ $146	+ $89	+ N/C	+ $24	+ N/C	+ N/C	+ N/C	+ N/C	+ N/C	+ N/C

Peninsula Desk Configurations

D-Shaped Peninsula Desk with Standard T-Base Support

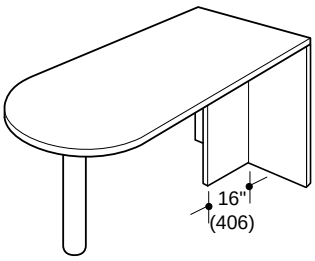

P-Shaped Right-Hand Peninsula Desk with Standard T-Base Support

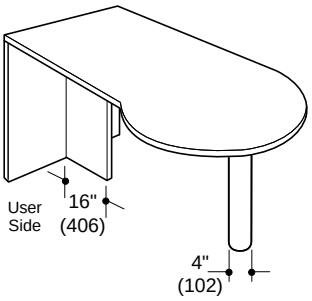

P-Shaped Left-Hand Peninsula Desk with Standard T-Base Support

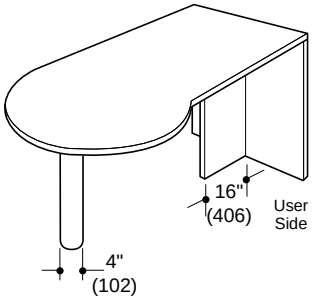

D-Shaped Peninsula Desk with C-Legs and Half Modesty.

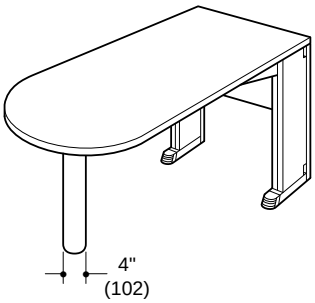

P-Shaped Right-Hand Peninsula Desk with C-Legs and Half Modesty.

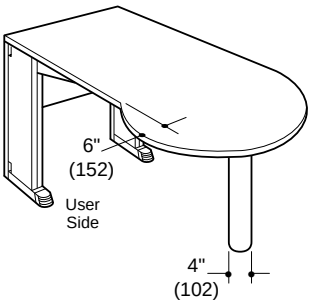

P-Shaped Left-Hand Peninsula Desk with C-Legs and Half Modesty.

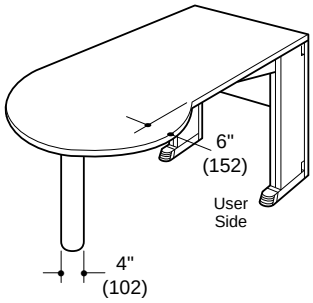

D-Shaped Peninsula Desk with C-Legs and Full Modesty.

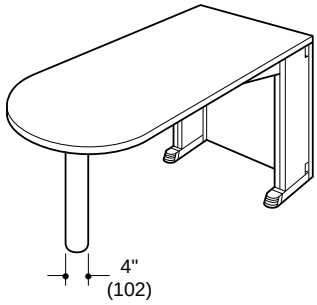

P-Shaped Right-Hand Peninsula Desk with C-Legs and Full Modesty.

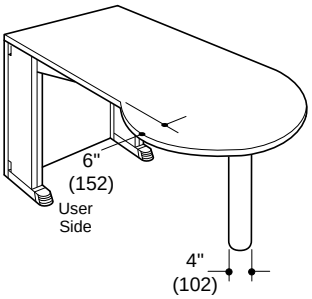

P-Shaped Left-Hand Peninsula Desk with C-Legs and Full Modesty.

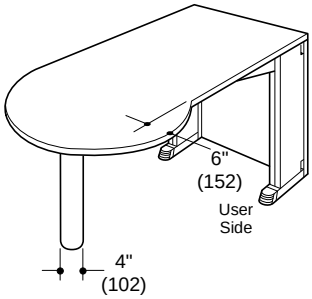

Peninsula Desks
Peninsula Desks have high-pressure laminate D or P shaped tops with vinyl edging. Standard features include a T-Base support and adjustable height center support column. Available options include two C-Legs with a Half Modesty or Full Modesty, and grommets. See Grommet information in the planning section for standard grommet locations and ordering guidelines.

The underside of the work top has pre-drilled pilot holes to accept Freestanding Flipper Units, Shelf Units, and Screens.

A Placement Guide is located in the planning section.

Modesty Panels can be positioned to provide a one-inch wire management clearance at the top or at the bottom of the modesty (C-Leg version only).

Pedestals, File Centers, Center Drawers and other Filing and Storage Units are specified separately for maximum flexibility. These units are offered in the Filing and Storage price list.

Note: A Peninsula Desk must be connected to other Freestanding units for proper stability. Peninsula Desks with T-Base Supports require a Return Attachment Kit (RAKH or RAKF) to make this connection. The Return Attachment Kit must be ordered separately.

Peninsula Desks

Dimensions Depth	Dimensions Width	List Price Laminate Grade 1	2	3	Catalog Number
30" (762)	60" (1524)	$ 1045	$ 1094	$ 1280	**PD3060**
	66" (1676)	1119	1196	1477	**PD3066**
	72" (1829)	1137	1214	1495	**PD3072**
36" (914)	60" (1524)	$1179	$1240	$ 1465	**PD3660**
	66" (1676)	1314	1375	1600	**PD3666**
	72" (1829)	1332	1409	1690	**PD3672**

		Table Shape	End Support	Modesty Panel	Grommet Option	Grommet Color	Top Color	Top Edge Color	Base Color	Base Edge Color	Trim Color
		D **No Cost** D-Shape **PR** **+ $67** P-Shape Right-Hand **PL** **+ $67** P-Shape Left-Hand	**T** **No Cost** T-Base **L** **+ $179** Two C-Legs	**H** **No Cost** Half (Not available with T-Base End Support option) **F** **+ $111** Full (Not available with T-Base End Support option)	**GN** **No Cost** No Grommet **GY** **+ $24** Two Grommets	**Standard Smooth Finish Only** See Surface Materials Page 11	High-Pressure Laminate Color (See Surface Materials Page 12)	Edge Detail (See Surface Materials Page 11)	Specify for Modesty or T-Base. High-Pressure Laminate Color (See Surface Materials Page 12)	Specify for Modesty or T-Base. Edge Detail (See Surface Materials Page 11)	Specify for Column and C-Leg if selected. **Standard Finishes No Cost** **Premium Finishes +$35** See Surface Materials Page 11
Build your complete Part Number here:	_ _ _ _ _	_ _	_	_	_ _	_	_ _ _	_	_ _ _	_	_

Sample Part Number:	**PD3660**	**.PR**	**.T**	**.F**	**.GY**	**.G**	**.JP9**	**.G**	**.JP9**	**.G**	_
Total Cost $1381 =	$1179 +	$67 +	N/C +	$111 +	$24 +	N/C +	N/C +	N/C +	N/C +	N/C +	N/C

Extended D-Shaped Peninsula Desks
Extended D-Shaped Peninsula Desks have high-pressure laminate tops with vinyl edging. Standard features include a Half Modesty and two C-Legs. Available options include a Full Modesty, and grommets. See Grommet information in the planning section for standard grommet locations and ordering guidelines.

The underside of the work top has pre-drilled pilot holes to accept Freestanding Flipper Units, Shelf Units, and Screens. A Placement Guide is located in the planning section.

Modesty Panels can be positioned to provide a one-inch wire management clearance at the top or at the bottom of the modesty.

Extended D-Shaped Peninsula Desks – Right-Hand

Dimensions Depth	Width 1	Width 2	List Price Laminate Grade 1	2	3	Catalog Number
24" (610)	48" (1219)	60" (1524)	$1210	$1248	$1389	**EDDR244860**
	48" (1219)	72" (1829)	1300	1377	1658	**EDDR244872**
30" (762)	48" (1219)	72" (1829)	1314	1375	$1600	**EDDR304872**

Extended D-Shaped Peninsula Desks – Left-Hand

Dimensions Depth	Width 1	Width 2	List Price Laminate Grade 1	2	3	Catalog Number
60" (1524)	48" (1219)	24" (610)	$1210	$1248	$1389	**EDDL604824**
72" (1829)	48" (1219)		1300	1377	1658	**EDDL724824**
72" (1829)	48" (1219)	30" (762)	$1314	$1375	$1600	**EDDL724830**

Extended D-Shaped Peninsula Desk Configurations

Extended D-Shaped Right-Hand Peninsula Desk with Half Modesty and C-Legs

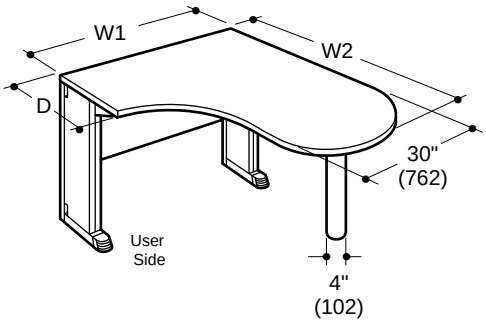

Extended D-Shaped Left-Hand Peninsula Desk with Half Modesty and C-Legs

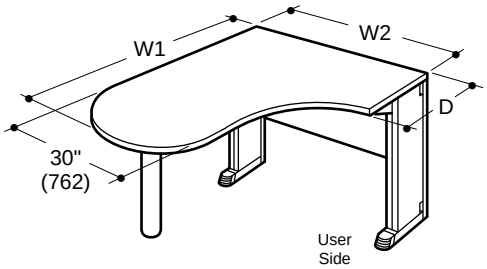

Extended D-Shaped Right-Hand Peninsula Desk with Full Modesty and C-Legs

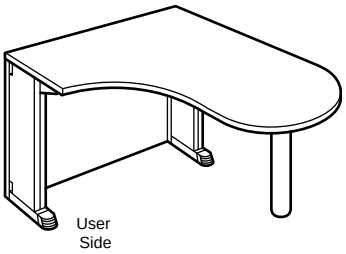

Extended D-Shaped Left-Hand Peninsula Desk with Full Modesty and C-Legs

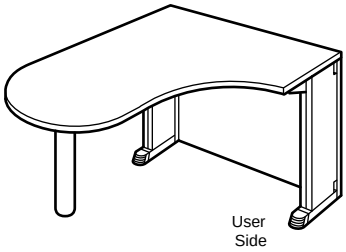

		Modesty Panel	Grommet Option	Grommet Color	Top Color	Top Edge Color	Base Color	Base Edge Color	Trim Color
		H **No Cost** Half **F** **+ $111** Full	**GN** **No Cost** No Grommet **GY** **+ $24** Two Grommets	**Standard Smooth Finish Only** See Surface Materials Page 11	High-Pressure Laminate Color (See Surface Materials Page 12)	Edge Detail (See Surface Materials Page 11)	Specify for Modesty Panel. High-Pressure Laminate Color (See Surface Materials Page 12)	Specify for Modesty Panel. Edge Detail (See Surface Materials Page 11)	Specify for Column and C-Legs. **Standard Finishes No Cost** **Premium Finishes +$35** See Surface Materials Page 11
Build your complete Part Number here:	_ _ _ _ _ _ _	_	_ _	_	_ _ _	_	_ _ _	_	_
Sample Part Number:	**EDDR244872**	**.F**	**.GY**	**.G**	**.JP9**	**.G**	**.JP9**	**.G**	**.G**
Total Cost $1435 =	$1300 +	$111 +	$24 +	N/C +	N/C +	N/C +	N/C +	N/C +	N/C

Peninsula Returns
Peninsula Returns are used in Desking applications as an extension off the front edge of a Freestanding Desk.

The Peninsula Return has a high pressure laminate D-or P-shaped top with vinyl edging. Includes an adjustable height center support column. Grommets are not available in Freestanding applications due to the placement of the work top.

Pedestals, File Centers, Center Drawers and other Filing and Storage Units are specified separately for maximum flexibility. These units are offered in the Filing and Storage price list.

Note: Flush Support Plates (SICSP) are required to attach the Peninsula Return to the front edge of a Freestanding Desk, and must be ordered separately.

Peninsula Returns

Dimensions Depth	Dimensions Width	List Price Laminate Grade 1	2	3	Catalog Number	Table Shape	Top Color	Trim Color	Edge Color
30" (762)	60" (1524)	$651	$689	$830	**PR3060**	**D** **No Cost** D-Shape	High-Pressure Laminate Color (See Surface Materials Page 12)	**Standard Finishes No Cost** **Premium Finishes +$35** See Surface Materials Page 11	See Surface Materials Page 11
	66" (1676)	728	777	963	**PR3066**				
	72" (1829)	740	789	975	**PR3072**				
36" (762)	60" (1524)	$696	$734	$875	**PR3660**	**PR** **+ $67** P-Shape Right-Hand **PL** **+ $67** P-Shape Left-Hand			
	66" (1676)	860	909	1095	**PR3666**				
	72" (1829)	878	927	1113	**PR3672**				
		Build your complete Part Number here:			_ _ _ _	_ _	_ _ _	_	_

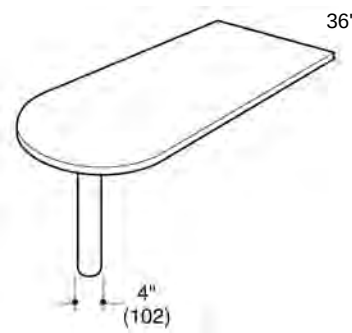

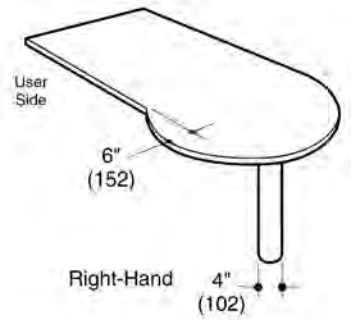

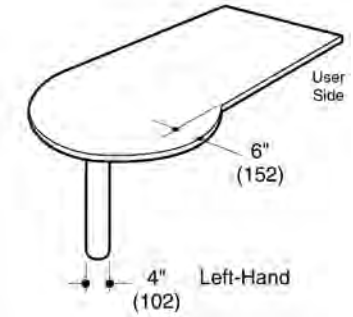

Sample Part Number:	**PR3072** _ _ _ _	**.D** _	**.JP9** _ _ _	**.Y** _	**.Y** _
Total Cost $740 =	$740 +	N/C +	N/C +	N/C +	N/C

Peninsula Modesty
The Peninsula Modesty is a half-height opaque black mesh fabric panel designed to attach on the underside surface of Peninsula Desk and Return Work Tops. The modesty panel includes a mesh pocket for cable management and attachment hardware.

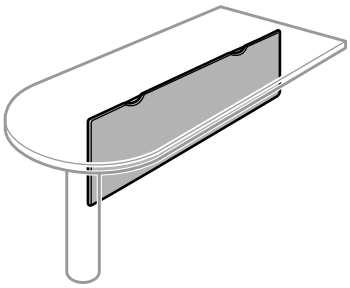

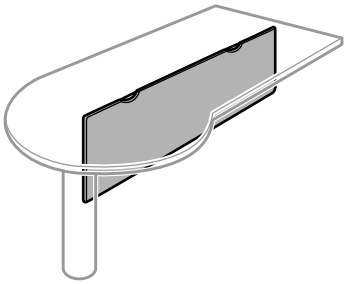

Peninsula Modesty

Fits Peninsula Desk and Return Work Top Width	Actual Width	Actual Height	List Price	Catalog Number
42" (1067), 48" (1219)	30" (762)	12" (305)	$152	**PDM48**
54" (1372), 60" (1524)	38" (965)	12" (305)	180	**PDM60**
66" (1676)	44" (1118)	12" (305)	199	**PDM66**
72" (1829)	50" (1270)	12" (305)	211	**PDM72**

Build your complete Part Number here: _ _ _ _ _

PDM72

Total Cost $211 = $211

Standard Returns
Standard Returns are designed to be used as an extension off the front edge of a Freestanding Desk, off the sides of a Corner Desk, or off the side of a Peninsula Desk. The Standard Return has a rectangular, high-pressure laminate top with vinyl edging. Standard features include a Half Modesty and one End Panel. Other available options include a Full Modesty, a C-Leg, and grommets. See Grommet information in the planning section for standard grommet locations and ordering guidelines.

The underside of the work top has pre-drilled pilot holes to accept Freestanding Flipper Units, Shelf Units, and Screens. A Placement Guide is located in the planning section.

End Panels are non-handed and can be field installed on either the left or right side.

Modesty Panels can be positioned to provide a one-inch wire management clearance at the top or at the bottom of the modesty.

Pedestals, File Centers, Center Drawers and other Filing and Storage Units are specified separately for maximum flexibility. These units are offered in the Filing and Storage price list.

Note: When attaching a Standard Return to the front of a Freestanding Desk, the Freestanding Desk should be specified with an End Panel on the attachment side. A Return Attachment Kit (RAKH or RAKF) is required to attach the Standard Return to a Freestanding Desk, and must be ordered separately.

Standard Returns

Dimensions Depth	Dimensions Width	List Price Laminate Grade 1	2	3	Catalog Number
24" (610)	36" (814)	$529	$559	$673	**SR2436**
	42" (1067)	560	590	704	**SR2442**
	48" (1219)	575	605	719	**ⓔSR2448**
	60" (1524)	634	683	869	**SR2460**
	66" (1676)	740	789	975	**SR2466**
	72" (1829)	756	805	991	**SR2472**
30" (762)	36" (814)	$604	$628	$718	**SR3036**
	42" (1067)	634	664	778	**SR3042**
	48" (1219)	651	675	765	**SR3048**
	60" (1524)	710	748	889	**SR3060**
	66" (1676)	816	877	1102	**SR3066**
	72" (1829)	831	880	1066	**SR3072**

Return with Half Modesty and End Panel

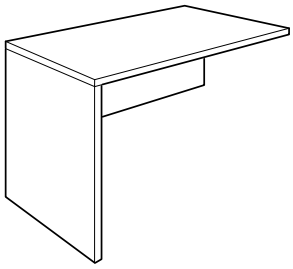

Return with Half Modesty and C-Leg

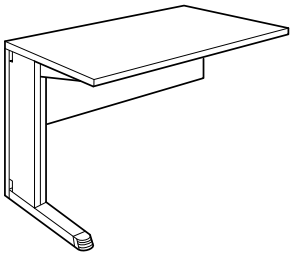

Return with Full Modesty and End Panel

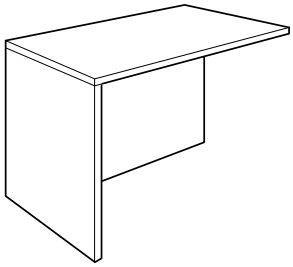

Return with Full Modesty and C-Leg

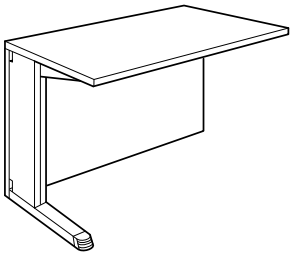

		Modesty Panel	End Support	Grommet Option	Grommet Color	Top Color	Top Edge Color	Base Color	Base Edge Color	Trim Color
		H **No Cost** Half ⓔ **F** **+ $111** Full	ⓔ **P** **No Cost** End Panel **L** **+ $89** C-Leg	ⓔ **GN** **No Cost** No Grommet ⓔ **GY** **+ $24** Two Grommets	ⓔ **Standard Smooth Finish Only** See Surface Materials Page 11	ⓔ High-Pressure Laminate Color (See Surface Materials Page 12)	ⓔ Edge Detail (See Surface Materials Page 11)	ⓔ Specify for Modesty/ End Panel(s). High-Pressure Laminate Color (See Surface Materials Page 12)	ⓔ Specify for Modesty/ End Panel(s). Edge Detail (See Surface Materials Page 11)	Specify only if C-Leg is selected. **Standard Smooth Finish Only** See Surface Materials Page 11
Build your complete Part Number here:	_ _ _ _ _	_ _	_ _	_	_ _ _	_	_ _ _	_	_	

ⓔ notes item is available on Express

Sample Part Number:	**SR2436** _ _ _ _ _	**.F** _	**.L** _	**.GY** _ _	**.G** _	**.JP9** _ _ _	**.G** _	**.JP9** _ _ _	**.G** _	**.G** _
Total Cost $753 =	$529 +	$111 +	$89 +	$24 +	N/C +	N/C +	N/C +	N/C +	N/C +	N/C

Standard Bridges
The Standard Bridge is designed to be used as a connection between two Freestanding Desks to create a U-shaped configuration. The Standard Bridge has a rectangular, high-pressure laminate top with vinyl edge. Standard features include a Half Modesty. Other available options include a Full Modesty and grommets. See grommet information in the planning section for standard grommet locations and ordering guidelines.

The underside of the work top has pre-drilled pilot holes to accept Freestanding Screens. Standard Bridges are not designed to support Flipper Units or Shelf Units.

Modesty Panels can be positioned to provide a one-inch wire management clearance at the top or at the bottom of the modesty.

Note: Each end of a Standard Bridge that attaches to the front of a Freestanding Desk with End Panel supports, requires a Return Attachment Kit (RAKH or RAKF), ordered separately.

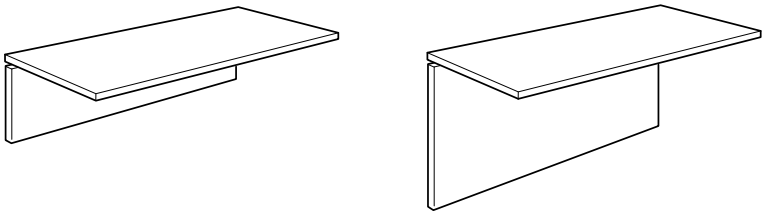

Standard Bridges

Dimensions Depth	Dimensions Width	List Price Laminate Grade 1	2	3	Catalog Number	Modesty Panel	Grommet Option	Grommet Color	Top Color	Top Edge Color	Base Color	Base Edge Color
24" (610)	36" (814)	$333	$357	$447	**SB2436**	**H** **No Cost** Half	ⓔ **GN** **No Cost** No Grommet	ⓔ **Standard Smooth Finish Only** See Surface Materials Page 11	ⓔ High-Pressure Laminate Color (See Surface Materials Page 12)	ⓔ Edge Detail (See Surface Materials Page 11)	ⓔ Specify for Modesty Panel. High-Pressure Laminate Color (See Surface Materials Page 12)	ⓔ Specify for Modesty Panel. Edge Detail (See Surface Materials Page 11)
	42" (1067)	364	388	478	**SB2442**							
	48" (1219)	376	400	490	ⓔ**SB2448**							
	60" (1524)	422	460	601	**SB2460**							
	66" (1676)	545	606	831	**SB2466**							
	72" (1829)	560	621	846	**SB2472**							
30" (762)	36" (814)	$376	$400	$490	**SB3036**	ⓔ **F** **+ $111** Full	ⓔ **GY** **+ $24** Two Grommets					
	42" (1067)	409	433	523	**SB3042**							
	48" (1219)	422	446	536	**SB3048**							
	60" (1524)	468	529	754	**SB3060**							
	66" (1676)	591	640	826	**SB3066**							
	72" (1829)	604	653	839	**SB3072**							
	Build your complete Part Number here:				_ _ _ _ _	_	_ _	_	_ _ _	_	_ _ _	_
	Sample Part Number:				**SB3072**	**.H**	**.GY**	**.G**	**.JP9**	**.G**	**.JP9**	**.G**
	Total Cost $604 =				$604 +	N/C +	N/C +	N/C +	N/C +	N/C +	N/C +	N/C

ⓔ notes item is available on Express

Modesty Side Rail Attachment Kit
The Modesty Side Rail Attachment Kit secures the top and modesty panel of a return or bridge to a panel side rail. The kit contains both left and right brackets with mounting screws.

Available in standard smooth Trim color.

RETURN ATTACHMENT KIT
The Return Attachment Kit attaches Returns and Bridges to the front of a desk, and is also used to attach T-Base supported Peninsula Desks to adjacent Freestanding Desks. One Kit is required for Standard Returns; two Kits are required for Standard Bridges.

Return Attachment Kit for Desk with a Half Modesty
The Kit contains a modesty to end panel bracket, available in trim color, Flush Support Plates in black trim color for work top-to-work top attachment, and the necessary mounting screws.

Return Attachment Kit for Desk with a Full Modesty
The Kit contains two modesty to end panel brackets, available in trim color, Flush Support Plates in black trim color for work top-to-work top attachment, and the necessary mounting screws.

Flush Support Plates
Flush Support Plates connect a work surface that extends from an adjacent work surface at the same level. Includes two mounting plates and screws.

Available in Black only.

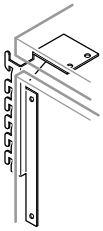

Modesty Side Rail Attachment Kit

	List Price	Catalog Number	Trim Color
	$60	ⓔMSRAK	ⓔ Standard Smooth Finish Only

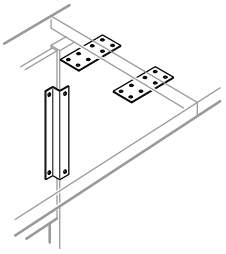

Return Attachment Kit for Desk with a Half Modesty

	List Price	Catalog Number
	$52	ⓔRAKH

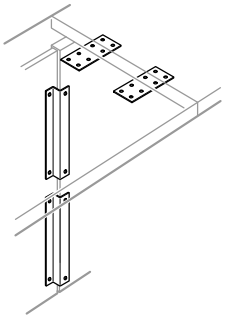

Return Attachment Kit for Desk with a Full Modesty

	List Price	Catalog Number
	$69	ⓔRAKF

See Surface Materials Page 11

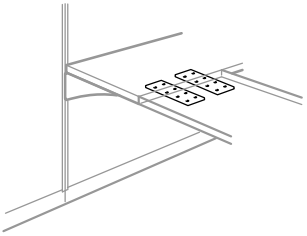

Flush Support Plates

Dimensions Length	Width	List Price	Catalog Number	
7 3/8" (187)	2" (51)	$50	SICSP	
Includes Two Support Plates				

Build your complete Part Number here:	_ _ _ _ _	_
Sample Part Number:	RAKH _ _ _ _	.Y _
Total Cost $52 =	$52 +	N/C

ⓔ notes item is available on Express

Electrical Communications Monument
The Electrical Communications Monument provides two grounded outlets and two openings for communications connectors. It installs in a Freestanding work top or Full Depth Work Surface grommet to provide access at the work top. It has a 6' (1829) power cord.

UL and CUL Listed/CSA Certified.

Available in Black only.

Retractable Power Centers
The Retractable Power Center offers three grounded outlets and circuit breaker protection. It installs in a Freestanding work top or Full Depth Work Surface grommet and neatly stores below the work top and can be raised up for access. It has a 6' (1829) power cord.

UL and CUL Listed/CSA Certified.

Available in Black only.

Horizontal Wire Manager
The Horizontal Wire Manager accommodates electrical cords and communication cables. It attaches under all work tops and desks. Includes mounting hardware.

Available in Black only.

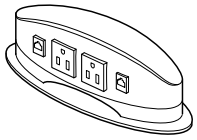

Electrical Communications Monument

Dimensions Width	Depth	Height	List Price	Catalog Number
7 3/4" (197)	2 1/2" (56)	2 1/2" (56)	$282	**ECM**

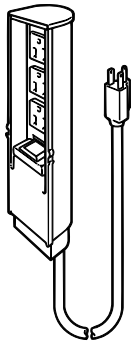

Retractable Power Center

Dimensions Width	Depth	Height	List Price	Catalog Number
2" (51)	3" (76)	8 9/16" (217)	$165	**RPC3**

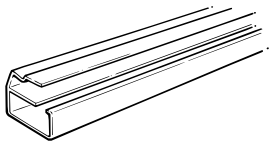

Horizontal Wire Manager

Dimensions Depth	Length	Height	List Price	Catalog Number
3" (76)	30" (762)	2" (51)	$35	**HWM30**

Build your complete Part Number here: _ _ _ _ _

Sample Part Number: **ECM** _ _ _ _

Total Cost $282 = $282

FREESTANDING FLIPPER UNITS
The Freestanding Flipper Unit attaches to Freestanding Desks of the same nominal width to serve a variety of storage and privacy needs. Freestanding Flipper Units are available with a painted or fabric covered locking **door that stores over the top**. The Flipper Unit is 15⅝" (397)-deep, and accommodates standard and A4 11 7/16" x 12⅝" (291 x 321) size binders.

Units include a steel door with lock, steel cover, steel shelf and composite end panels, a back panel, and a fabric covered tackboard below the shelf. The shelf is designed with a ⅝" (16) gap along the back to allow cable passage. The back panel is surfaced with a high-pressure laminate. Optional factory installed accessories include the Accent Strip and Quarterback.

The Quarterback is a 1½" (38)-high back stop.

*Note: 66" (1676) and 72" (1829)-wide units have a single shelf, two door fronts and two tackboards.

Shipped ready to assemble.

Note: For fabric orientation, refer to the table located in the Fabric Planning section.

Painted Front
Painted front units have color matched locking steel door, steel cover and steel shelf.

Fabric Front
Fabric front units have a fabric covered locking steel door and selected trim color, painted steel cover and steel shelf.

Note: Resin or composite end supports or end panels, accent strips and quarterbacks are not available in textured or premium trim finishes. If textured or premium trim finish is specified, these components will match the standard smooth trim color. For example, if Pebble Frost (FP) is specified these components will be Pebble (P) in trim finish.

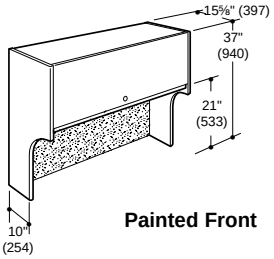

Painted Front

Door stores over the top

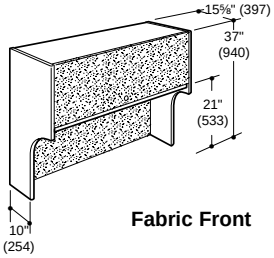

Fabric Front

Door stores over the top

Freestanding Flipper Unit –– Painted Front

Dimensions Width	List Price Tackboard Fabric Grade 0/1	2	3	4	5	6	Catalog Number	Tack-board Fabric	Trim Color	Accent Strip	Accent Strip Color	Quarter-back	Lock Type	Lock
30" (762)	$ 1010	$ 1043	$ 1061	$1092	$ 1125	$ 1160	**FRF30**	ⓔ See Surface Materials Page 8	ⓔ **Standard Finishes No Cost** ⓔ **Premium Finishes + $35** See Surface Materials Page 11	ⓔ **AN No Cost** No Accent Strip ⓔ **AY + $27** Accent Strip	Specify Only if Accent Strip is Selected ⓔ **K** Charcoal or matching trim color in standard smooth finish	ⓔ **QN No Cost** No Quarter-back ⓔ **QY + $24** Quarter-back Will match trim color in standard smooth finish	ⓔ **CH** Choices ⓔ **PK** Pack	ⓔ **RDM No Cost** Random ⓔ ***KA - $14** Key-Alike *Note: Be sure to order Core/ Key sets (PLCAK) (LCAK) separately (1 per unit)
36" (914)	1094	1134	1154	1184	1219	1252	**FRF36**							
42" (1067)	1171	1211	1231	1261	1296	1329	**FRF42**							
48" (1219)	1227	1270	1290	1321	1355	1388	ⓔ**FRF48**							
60" (1524)	1275	1316	1338	1375	1414	1454	**FRF60**							
66" (1676)	1567	1618	1645	1737	1837	1940	**FRF66***							
72" (1829)	1608	1663	1690	1788	1897	2006	**FRF72***							

Freestanding Flipper Unit –– Fabric Front

Dimensions Width	List Price Fabric Grade** 0/1	2	3	4	5	6	Catalog Number	Door Front Fabric	Tack-board Fabric
30" (762)	$ 1082	$ 1118	$ 1137	$ 1190	$ 1249	$ 1309	**FRFF30**	ⓔ See Surface Materials Page 8	
36" (914)	1154	1194	1214	1267	1327	1387	**FRFF36**		
42" (1067)	1216	1259	1279	1332	1392	1452	**FRFF42**		
48" (1219)	1285	1332	1353	1407	1465	1525	ⓔ**FRFF48**		
60" (1524)	1332	1378	1400	1459	1525	1591	**FRFF60**		
66" (1676)	1640	1693	1722	1859	2012	2165	**FRFF66***		
72" (1829)	1697	1756	1784	1929	2089	2248	**FRFF72***		

**Fabric Grade will be determined by taking the highest grade fabric chosen for either the door front or tackboard.

Build your complete Part Number here: _ _ _ _ _ | _ _ _ | _ _ _ | _ | _ _ | _ | _ _ | _ _ | _ _

Lock Option
Locks and lock colors can be selected to match any storage offering. Select "CH" for a black Choices lock or "PK" if a silver Pack lock is required. If "RDM" is selected, the unit will ship with a lock and core in place. If "KA" is selected, the unit will ship without a lock or core at a reduced price, and the core/key set must be ordered separately and field installed: LCAK (Choices), PLCAK (Pack).

ⓔ notes item is available on Express

Sample Part Number:	**FRFF36** _ _ _ _	**.MA1** _ _ _	**.MA1** _ _ _	**.FG** _ _	**.AY** _ _	**.G** _	**.QN** _ _	**.CH** _ _	**.RDM** _ _ _
Total Cost $1256 =	$1194 +	N/C +	N/C +	$35 +	$27 +	N/C +	N/C +	N/C +	N/C

Freestanding Flipper Units - Veneer Front

The Freestanding Flipper Unit attaches to Freestanding Desks of the same nominal width to serve a variety of storage and privacy needs. Freestanding Flipper Units with veneer fronts include a locking **veneer door that stores over the top.** The Flipper Unit is 15⅝" (397)-deep, and accommodates standard and A4 11⁷⁄₁₆" x 12⁵⁄₈" (291 x 321) size binders.

Units include a veneer door with lock, steel cover and shelf, color matched composite end panels, a back panel, and a fabric covered tackboard below the shelf. The shelf is designed with a ⅝" (16) gap along the back to allow cable passage. The back panel is surfaced with a high-pressure laminate. Optional factory installed accessories include the Accent Strip and Quarterback.

The Quarterback is a 1½" (38)-high back stop.

***Note:** 66" (1676) and 72" (1829)-wide units have a single shelf, two door fronts and two tackboards.

Shipped ready to assemble.

Note: For fabric orientation, refer to the table located in the Fabric Planning section.

Note: Resin or composite end supports or end panels, accent strips and quarterbacks are not available in textured or premium trim finishes. If textured or premium trim finish is specified, these components will match the standard smooth trim color. For example, if Pebble Frost (FP) is specified these components will be Pebble (P) in trim finish.

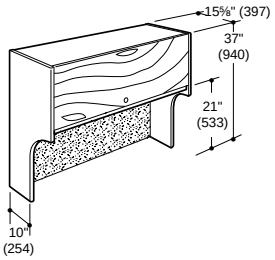

Door stores over the top

Freestanding Flipper Unit –– Veneer Front

Dimensions Width	List Price Tackboard Fabric Grade 0/1	2	3	4	5	6	Catalog Number	Door Front Veneer	Tack-board Fabric	Trim Color	Accent Strip	Accent Strip Color	Quarter-back	Lock Type	Lock
30" (762)	$1750	$1783	$1801	$1832	$1865	$1900	**FRFV30**	See Surface Materials Veneer Options Page 10	See Surface Materials Page 8	**Standard Finishes No Cost** **Premium Finishes + $35** See Surface Materials Page 11	**AN No Cost** No Accent Strip **AY + $27** Accent Strip	Specify Only if Accent Strip is Selected **K** Charcoal or matching trim color in standard smooth finish	**QN No Cost** No Quarter-back **QY + $24** Quarter-back Will match trim color in standard smooth finish	**CH** Choices **PK** Pack	**RDM No Cost** Random ***KA - $14** Key-Alike *Note: Be sure to order Core/ Key sets (PLCAK) (LCAK) separately (1 per unit)
36" (914)	1898	1938	1958	1988	2023	2056	**FRFV36**								
42" (1067)	2018	2055	2077	2107	2142	2175	**FRFV42**								
48" (1219)	2182	2229	2250	2281	2314	2348	**FRFV48**								
60" (1524)	2422	2465	2485	2522	2561	2601	**FRFV60**								
66" (1676)	3197	3249	3275	3367	3467	3570	**FRFV66***								
72" (1829)	3227	3280	3309	3407	3516	3625	**FRFV72***								
							Build your complete Part Number here:	_ _ _ _	_	_ _ _	_	_ _	_	_ _	_ _

Lock Option

Locks and lock colors can be selected to match any storage offering. Select "CH" for a black Choices lock or "PK" if a silver Pack lock is required. If "RDM" is selected, the unit will ship with a lock and core in place. If "KA" is selected, the unit will ship without a lock or core at a reduced price, and the core/key set must be ordered separately and field installed: LCAK (Choices), PLCAK (Pack).

Sample Part Number:	**FRFV36**	**.I**	**.MA1**	**.K**	**.AY**	**.K**	**.QN**	**.CH**	**.RDM**
Total Cost $1965 =	$1938 +	N/C +	N/C +	N/C +	$27 +	N/C +	N/C +	N/C +	N/C

Shaded items require an extended Lead Time.

CABINET UNIT
The Cabinet Unit attaches to Freestanding Desks of the same nominal width to serve a variety of storage and privacy needs. Cabinet Units are available with a painted or fabric covered locking **door that stores below the top shelf**. The Cabinet Unit is 15⅝" (397)-deep, and accommodates standard and A4 11 7/16" x 12⅝" (291 x 321) size binders.

Units include a steel door with lock, steel cover, steel shelf and color matched composite end panels, a back panel, and a fabric covered tackboard below the shelf. The shelf is designed with a ⅝" (16) gap along the back to allow cable passage. The back panel is surfaced with a high-pressure laminate. Optional factory installed accessories include the Accent Strip and Quarterback.

The Quarterback is a 1½" (38)-high back stop.

*Note: 66" (1676) and 72" (1829)-wide units have a single shelf, two door fronts and two tackboards.

Shipped ready to assemble.

Note: For fabric orientation, refer to the table located in the Fabric Planning section.

Painted Front
Painted front units have color matched locking steel door, steel cover and steel shelf.

Fabric Front
Fabric front units have a fabric covered locking steel door and selected trim color, painted steel cover and steel shelf.

Note: Resin or composite end supports or end panels, accent strips and quarterbacks are not available in textured or premium trim finishes. If textured or premium trim finish is specified, these components will match the standard smooth trim color. For example, if Pebble Frost (FP) is specified these components will be Pebble (P) in trim finish.

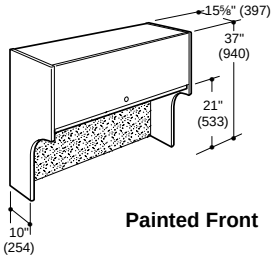

Painted Front

Door stores below the top

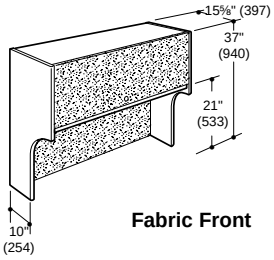

Fabric Front

Door stores below the top

Cabinet Unit –– Painted Front

Dimensions Width	List Price Tackboard Fabric Grade 0/1	2	3	4	5	6	Catalog Number	Tack-board Fabric	Trim Color	Accent Strip	Accent Strip Color	Quarter-back	Lock Type	Lock
30" (762)	$1251	$1282	$1301	$1332	$1365	$1400	**CU30**	ⓔ See Surface Materials Page 8	ⓔ **Standard Finishes No Cost** ⓔ **Premium Finishes + $35** See Surface Materials Page 11	ⓔ **AN No Cost** No Accent Strip ⓔ **AY + $27** Accent Strip	Specify Only if Accent Strip is Selected ⓔ **K** Charcoal or matching trim color in standard smooth finish	ⓔ **QN No Cost** No Quarter-back ⓔ **QY + $24** Quarter-back Will match trim color in standard smooth finish	ⓔ **CH** Choices ⓔ **PK** Pack	ⓔ **RDM No Cost** Random ⓔ ***KA - $14** Key-Alike *Note: Be sure to order Core/ Key sets (PLCAK) (LCAK) separately (1 per unit)
36" (914)	1350	1387	1410	1440	1475	1508	**CU36**							
42" (1067)	1424	1461	1484	1514	1549	1582	**CU42**							
48" (1219)	1511	1554	1574	1605	1639	1672	ⓔ**CU48**							
60" (1524)	1555	1596	1617	1654	1693	1733	**CU60**							
66" (1676)	1851	1902	1928	1988	2056	2125	**CU66***							
72" (1829)	1922	1975	2003	2064	2132	2200	**CU72***							

Cabinet Unit –– Fabric Front

Dimensions Width	List Price Fabric Grade** 0/1	2	3	4	5	6	Catalog Number	Door Front Fabric	Tack-board Fabric
30" (762)	$1336	$1371	$1389	$1443	$1502	$1562	**CUF30**	ⓔ See Surface Materials Page 8	
36" (914)	1407	1444	1466	1519	1579	1639	**CUF36**		
42" (1067)	1493	1534	1556	1609	1669	1729	**CUF42**		
48" (1219)	1568	1614	1636	1690	1748	1808	ⓔ**CUF48**		
60" (1524)	1641	1687	1709	1768	1834	1900	**CUF60**		
66" (1676)	1922	1975	2003	2110	2229	2348	**CUF66***		
72" (1829)	1993	2051	2078	2185	2304	2424	**CUF72***		

**Fabric Grade will be determined by taking the highest grade fabric chosen for either the door front or tackboard.

Build your complete Part Number here: _ _ _ _ _ | _ _ _ | _ _ _ | _ | _ _ | _ | _ _ | _ _ | _ _ _

Lock Option
Locks and lock colors can be selected to match any storage offering. Select "CH" for a black Choices lock or "PK" if a silver Pack lock is required. If "RDM" is selected, the unit will ship with a lock and core in place. If "KA" is selected, the unit will ship without a lock or core at a reduced price, and the core/key set must be ordered separately and field installed: LCAK (Choices), PLCAK (Pack).

ⓔ notes item is available on Express

Sample Part Number:	**CUF36**	**.MA1**	**.MA1**	**.K**	**.AY**	**.K**	**.QN**	**.CH**	**.RDM**
Total Cost $1471 =	$1444 +	N/C +	N/C +	N/C +	$27 +	N/C +	N/C +	N/C +	N/C

Freestanding Shelf Units
The Freestanding Shelf Unit attaches to Freestanding Desks of equal width to serve a variety of storage and privacy needs. The 15" (381)-deep steel shelf is designed with a 5/8" (16) gap along the back to allow cable passage. A tackboard is provided below the shelf. Back panels are high-pressure laminate and the end panels are composite which are all finished in the matching selected trim color in a standard smooth finish. Optional factory installed accessories include the Accent Strip and Quarterback.

Freestanding Corner Shelf Units
The Freestanding Corner Shelf Unit attaches to Freestanding Corner Desks of equal width. A Corner Shelf may be used on an Extended Corner Desk, Cockpit Desk, Extended Cockpit Desk or an Extended D-Shaped Peninsula Desk. The appropriate size is equal to the smaller of the length dimensions. Corner Shelf Units have two 15" (381)-deep steel shelves that are designed with a 5/8" (16) gap along the back to allow cable passage. A tackboard is provided below each shelf. Back panels are high-pressure laminate and the end panels are composite which are all finished in the matching selected trim color in a standard smooth finish. Optional factory installed accessories include the Accent Strip and Quarterback.

Note: For fabric orientation, refer to the table located in the Fabric Planning section.

Note: Listed are the maximum light sizes that will fit in the Short Pans and Full Pans.

	Maximum Light Size for Short/Full Pan per Unit		
Light Type	36" Corner	42" Corner	48" Corner
Slim Task Light	TLS24/TLS30	TLS30/TLS42	TLS30/TLS42

Freestanding Shelf Unit

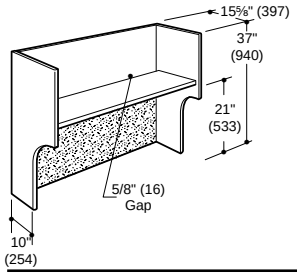

Freestanding Corner Shelf Unit

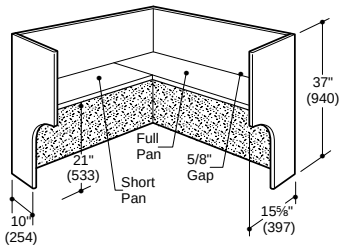

Freestanding Shelf Unit

Dimensions Height	Dimensions Width	List Price Fabric Grade 0/1	2	3	4	5	6	Catalog Number	Tack-board Fabric	Trim Color	Accent Strip	Accent Strip Color	Quarter-back
37" (940)	30" (762)	$844	$877	$895	$926	$959	$994	**FRS30**	See Surface Materials Page 8	**Standard Finishes No Cost** **Premium Finishes + $23** See Surface Materials Page 11	**AN No Cost** No Accent Strip **AY + $27** Accent Strip	Specify Only if Accent Strip is Selected **K** Charcoal or matching trim color in standard smooth finish	**QN No Cost** No Quarter-back **QY + $24** Quarter-back Will match trim color in standard smooth finish
	36" (914)	853	893	913	943	978	1011	**FRS36**					
	42" (1067)	942	982	1002	1032	1067	1100	**FRS42**					
	48" (1219)	958	999	1020	1051	1085	1118	**FRS48**					
	60" (1524)	970	1011	1033	1070	1109	1149	**FRS60**					

Note: To convert 30" (762), 36" (914), 42" (1067), 48" (1219), or 60" (1524) FRS to a FRF, specify FDC Flipper Door Kit. Specify painted or fabric-covered.

Freestanding Corner Shelf Unit

Dimensions Height	Dimensions Width	List Price Fabric Grade 0/1	2	3	4	5	6	Catalog Number					
37" (940)	36" (914)	$ 1154	$ 1194	$ 1214	$ 1276	$ 1343	$1411	**FRCS36**			**AN No Cost** No Accent Strip **AY + $52** Accent Strip		**QN No Cost** No Quarter-back **QY + $41** Quarterback Will match trim color in standard smooth finish
	42" (1067)	1319	1362	1382	1444	1511	1579	**FRCS42**					
	48" (1219)	1347	1393	1415	1476	1544	1611	**FRCS48**					

Build your complete Part Number here:	_ _ _ _	_ _ _	_	_ _	_	_ _
Sample Part Number:	**FRS36** _ _ _ _	**.MA1** _ _ _	**.K** _	**.AY** _ _	**.K** _	**.QN** _ _
Total Cost $920 =	$893 +	N/C +	N/C +	$27 +	N/C +	N/C

Flipper Door Conversion Kits – Painted or Fabric Front
The Flipper Door Conversion Kit converts the Freestanding Shelf Unit (FRS) to a locking Freestanding Flipper Unit with a door that stores over the top. The kit includes a painted or fabric-covered door, steel cover, door mechanism, and attachment hardware.

Note: For fabric orientation, refer to the table located in the Fabric Planning section.

Lock Option
Locks and lock colors can be selected to match any storage offering. Select "CH" for a black Choices lock or "PK" if a silver Pack lock is required. If "RDM" is selected, the unit will ship with a lock and core in place. If "KA" is selected, the unit will ship without a lock or core at a reduced price, and the core/key set must be ordered separately and field installed: LCAK (Choices), PLCAK (Pack).

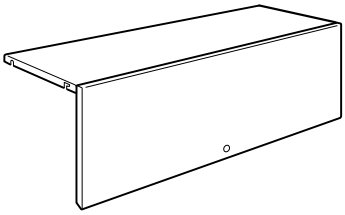

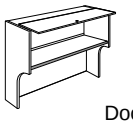

Door stores over the top

Flipper Door Conversion Kits –– Painted or Fabric Front (To Convert FRS to FRF or FRFF)

Dimensions Width	List Price Fabric Grade Painted	0/1	2	3	4	5	6	Catalog Number	Front Type	Front Fabric	Trim Color	Lock Type	Lock
30" (762)	$330	$355	$377	$392	$412	$432	$464	**FDC30**	**PF** Painted	See Surface Materials Page 8	**Standard Finishes No Cost**	**CH** Choices	**RDM No Cost** Random
36" (914)	335	361	382	398	427	459	490	**FDC36**					
42" (1067)	342	368	392	413	442	473	504	**FDC42**	**FF** Fabric		**Premium Finishes + $35** See Surface Materials Page 11	**PK** Pack	***KA - $14** Key-Alike
48" (1219)	362	386	410	430	458	490	521	**FDC48**					
60" (1524)	410	434	465	491	519	550	583	**FDC60**					*Note: Be sure to order Core/ Key sets (PLCAK) (LCAK) separately (1 per unit)
								Build your complete Part Number here:	_ _ _ _	_ _	_ _ _	_ _ _	_ _	_ _ _

Sample Part Number:	**FDC60** _ _ _ _	**.FF** _ _	**.AQ0** _ _ _	**.G** _	**.CH** _ _	**.RDM** _ _ _
Total Cost $465 =	$465 +	N/C +	N/C +	N/C +	N/C +	N/C

Accent Strip
The Accent Strip is available separately for field installation on an existing Freestanding Flipper Unit, Cabinet Unit or Shelf Unit. The Accent Strip is available in all trim colors to match shelf or provide an accent color. Attachment hardware included.

Quarterback
The Quarterback is a 1½" (38)-high back stop that is available separately for field installation on an existing Freestanding Flipper Unit, Cabinet Unit or Shelf Unit. The Quarterback is available in all trim colors. Attachment hardware included.

Accent Strip for Freestanding Corner Shelf Units
The Accent Strip for Freestanding Corner Shelf Units is available separately for field installation on an existing Freestanding Corner Shelf Unit. Includes two Accent Strips, attachment hardware, and is available in all trim colors to match shelf or provide an accent color.

Quarterback for Freestanding Corner Shelf Units
The Quarterback for Freestanding Corner Shelf Units is a 1½" (38)-high back stop that is available separately for field installation on an existing Freestanding Corner Shelf Unit. Includes two Quarterbacks, attachment hardware, and is available in all trim colors.

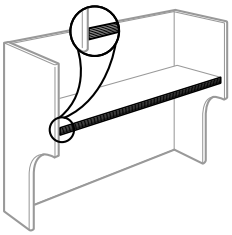

Accent Strip

Dimensions Width	List Price	Catalog Number	Trim Color
30" (762)	$41	**AS30**	**Standard Smooth Finish Only** See Surface Materials Page 11
36" (914)	46	**AS36**	
42" (1067)	48	**AS42**	
48" (1219)	51	**AS48**	
60" (1524)	55	**AS60**	
66" (1676)	60	**AS66**	
72" (1829)	63	**AS72**	

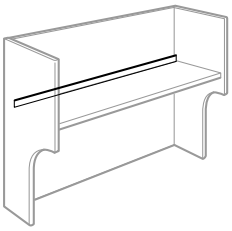

Quarterback

Dimensions Width	List Price	Catalog Number
30" (762)	$31	**QB30**
36" (914)	35	**QB36**
42" (1067)	37	**QB42**
48" (1219)	41	**QB48**
60" (1524)	46	**QB60**
66" (1676)	48	**QB66**
72" (1829)	51	**QB72**

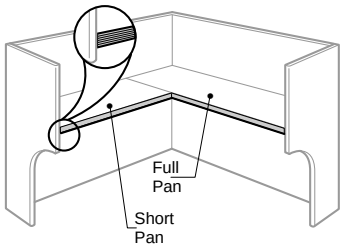

Accent Strip for Freestanding Corner Shelf Units

Dimensions Width	List Price	Catalog Number
36" (914)	$67	**ASFRCS36**
42" (1067)	69	**ASFRCS42**
48" (1219)	73	**ASFRCS48**

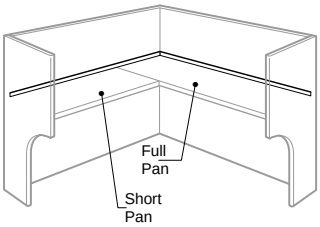

Quarterback for Freestanding Corner Shelf Units

Dimensions Width	List Price	Catalog Number
36" (914)	$58	**QBFRCS36**
42" (1067)	60	**QBFRCS42**
48" (1219)	62	**QBFRCS48**

Build your complete Part Number here:	_ _ _ _	_

Sample Part Number:	**AS60** _ _ _ _	**.Y** _

Total Cost $55 =	$55	+	N/C

Shelf/File Dividers
Shelf/File Dividers are freestanding dividers that magnetically attach to a shelf or drawer bottom. Includes three dividers. Available in all standard smooth trim colors.

Monitor Arm
The monitor arms can be affixed to the back edge of the work surfaces between the panel and work surface or can also be bolted through the surface, with a drilled hole or grommet. The height can be adjusted 13" vertically and has 26" of reach. The arm can be adjusted to accurately counterbalance the weight of the monitor. Finally the arm can swivel 360 degrees. All this leads to an ergonomically correct viewing angle.
Available in silver only.

Single Monitor Arm
The monitor arm will support any VESA compliant monitor with both 75mm and 100mm mounting holes up to 14 lbs.

Dual Monitor Arm
The monitor arm will support any VESA compliant monitor with both 75mm and 100mm mounting holes up to 20 lbs total. Measured diagonally, the maximum screen width for each monitor is 22".

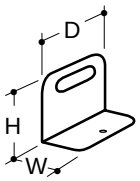

Shelf/File Dividers

Dimensions Depth	Height	Width	List Price	Catalog Number	Trim Color
8" (203)	7½" (191)	4" (102)	$96	**SFDIV**	**Standard Smooth Finish Only**
Note: 3 dividers per box.					See Surface Materials Page 11

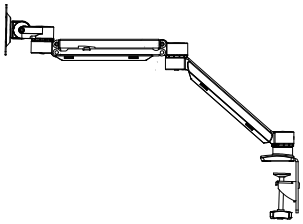

Single Monitor Arm

	List Price	Catalog Number
	$393	**MARMSNGL**

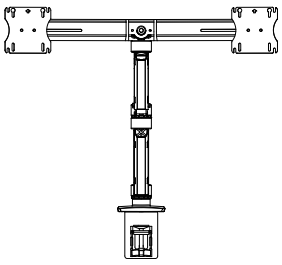

Dual Monitor Arm

	List Price	Catalog Number
	$519	**MARMDUAL**

Build your complete Part Number here: _ _ _ _ _ _ _ _ _

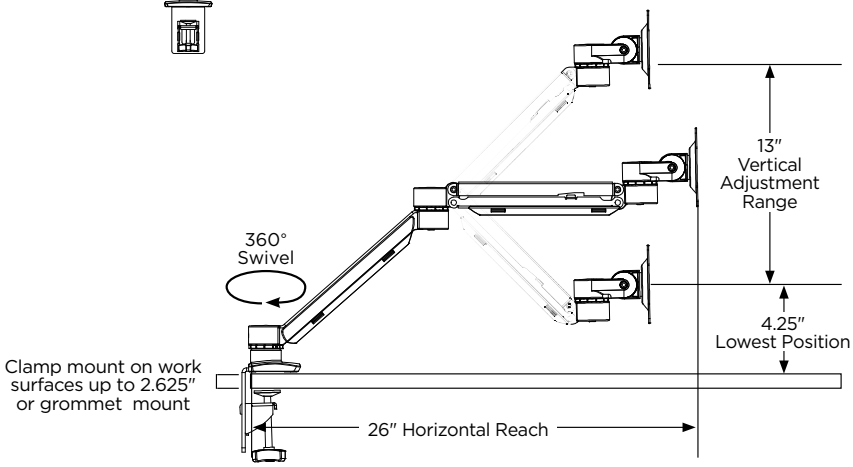

Sample Part Number: SFDIV .Y

Total Cost $96 = $96 + N/C

Low Screens

Low Screens provide work top separation and accept Counter Caps of equal width. Screens attach to Freestanding Desks or Corner Desks providing privacy for the desk user. Screens have a fabric covered tackboard front, high-pressure laminate back and composite end panels. Price includes attachment hardware.

Screens have a depth of 9" (229).

Note: 66" (1676) and 72" (1829)-wide units have two tackboards.

Note: For fabric orientation, refer to the table located in the Fabric Planning section.

Corner Low Screens

Corner Low Screens attach to Freestanding Corner Desks or Extended Corner Desk and accept Right Angle Counter Caps of equal width. Screens have a fabric covered tackboard front, high-pressure laminate back, and composite end panels.

Screens have a depth of 9" (229).

Note: For fabric orientation, refer to the table located in the Fabric Planning section.

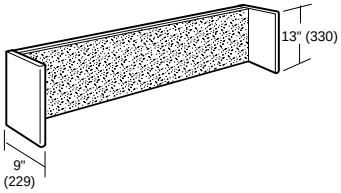

Low Screens

Dimensions Height	Dimensions Width	List Price Fabric Grade 0/1	2	3	4	5	6	Catalog Number	Tackboard Fabric	Trim Color
13" (330)	30" (762)	$479	$501	$508	$519	$529	$554	**LS30**	Fabric Grade and Color (See Surface Materials Page 8)	**Standard Smooth Finish Only** See Surface Materials Page 11
	36" (914)	494	519	529	547	568	589	**LS36**		
	42" (1067)	541	566	576	594	615	636	**LS42**		
	48" (1219)	553	579	589	608	628	649	**LS48**		
	60" (1524)	582	608	618	637	657	678	**LS60**		
	66" (1676)	594	623	640	677	719	760	**LS66**		
	72" (1829)	602	633	652	689	731	773	**LS72**		

Note: Low Screens accept attachment of Counter Caps as noted above. Order separately.

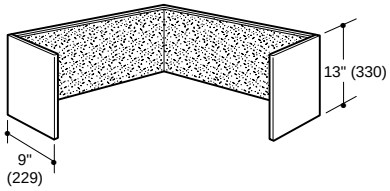

Corner Low Screens

Dimensions Height	Dimensions Width	List Price Fabric Grade 0/1	2	3	4	5	6	Catalog Number
13" (330)	36" (914)	$779	$804	$814	$851	$892	$934	**CLS36**
	42" (1067)	827	868	889	927	967	1009	**CLS42**
	48" (1219)	865	911	932	969	1011	1052	**CLS48**

Note: Low Screens accept attachment of Counter Caps as noted above. Order separately.

Build your complete Part Number here:	_ _ _ _	_ _ _	_

Sample Part Number:	**LS30**	**.R14**	**.K**
Total Cost $501 =	$501 +	N/C +	N/C

COUNTER CAPS
Counter Caps attach to the top of Low Screens to provide a transaction/reception top.Tops have high-pressure laminate tops with vinyl edging. Includes mounting hardware.

Note: Specify Counter Cap to match screen width.

Straight Counter Caps
The Straight Counter Cap attaches squarely on low screens of matching width.

Bowed Counter Caps
The Bowed Counter Cap is 14" (356)-deep at the ends and 16" (406)-deep at the center, creating a curve on the approach side of the surface. Bowed Counter Caps attach to the low screens of matching width.

Straight Counter Caps

Dimensions Width	Dimensions Depth	List Price Laminate Grade 1	2	3	Catalog Number	Laminate Color	Trim Color	Edge Color
30" (762)	14" (356)	$346	$357	$397	**SCC3014**	High-Pressure Laminate Color (See Surface Materials Page 11)	**Standard Smooth Finish Only** See Surface Materials Page 11	See Surface Materials Page 11
36" (914)	14" (356)	364	381	441	**SCC3614**			
42" (1067)	14" (356)	374	391	451	**SCC4214**			
48" (1219)	14" (356)	380	397	457	**SCC4814**			
60" (1524)	14" (356)	409	426	486	**SCC6014**			
66" (1676)	14" (356)	422	446	536	**SCC6614**			
72" (1829)	14" (356)	442	466	556	**SCC7214**			

Bowed Counter Caps

Dimensions Width	Depth at Ends	Depth at Center	List Price Laminate Grade 1	2	3	Catalog Number
30" (762)	14" (356)	16" (406)	$393	$410	$470	**BWCC3014**
36" (914)	14" (356)	16" (406)	410	434	524	**BWCC3614**
42" (1067)	14" (356)	16" (406)	419	443	533	**BWCC4214**
48" (1219)	14" (356)	16" (406)	426	450	540	**BWCC4814**
60" (1524)	14" (356)	16" (406)	452	476	566	**BWCC6014**
66" (1676)	14" (356)	16" (406)	473	497	587	**BWCC6614**
72" (1829)	14" (356)	16" (406)	487	511	601	**BWCC7214**

Build your complete Part Number here:	_ _ _ _ _ _	_ _ _	_	_

Sample Part Number:	**SCC3614** _ _ _ _ _ _	**.J54** _ _ _	**.K** _	**.K** _
Total Cost $364 =	$364 +	N/C +	N/C +	N/C

Radiused Counter Caps
The Radiused Counter Cap has one radiused end and one straight end. The Radiused Counter Cap should be specified 6" (162) longer that the width of the Low Screen it is mounted to so that the radiused end extends beyond the end of the Low Screen.

Freestanding Right Angle Counter Caps
The Freestanding Right Angle Counter Cap is a single piece top which can be mounted on Corner Low Screens of equal width.

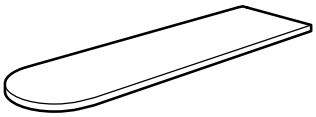

Radiused Counter Caps

Dimensions: Fits Panel Width	Actual Depth	Actual Width	List Price Laminate Grade 1	2	3	Catalog Number	Laminate Color	Trim Color	Edge Color
30" (762)	14" (356)	36" (914)	$369	$386	$446	**RCC3014**	High-Pressure Laminate Color (See Surface Materials Page 12)	**Standard Smooth Finish Only** See Surface Materials Page 11	See Surface Materials Page 11
36" (914)	14" (356)	42" (1067)	380	397	457	**RCC3614**			
42" (1067)	14" (356)	48" (1219)	386	410	500	**RCC4214**			
48" (1219)	14" (356)	54" (1372)	408	425	485	**RCC4814**			
60" (1524)	14" (356)	66" (1676)	422	446	536	**RCC6014**			
66" (1676)	14" (356)	72" (1829)	440	464	554	**RCC6614**			
72" (1829)	14" (356)	78" (1981)	452	476	566	**RCC7214**			

Freestanding Right Angle Counter Caps

Dimensions: Fits Corner Screen Width	Actual Depth	Actual Width	List Price Laminate Grade 1	2	3	Catalog Number
36" (914)	14" (356)	40" (1016)	$720	$758	$899	**RACF3614**
42" (1067)	14" (356)	46" (1168)	734	795	1020	**RACF4214**
48" (1219)	14" (356)	52" (1321)	772	821	1007	**RACF4814**

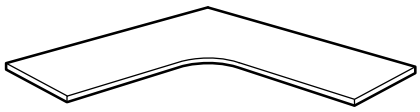

Build your complete Part Number here:	_ _ _ _ _ _	_ _ _	_	_

Sample Part Number:	**RCC7214**	**.J54**	**.K**	**.K**
Total Cost $452 =	$452 +	N/C +	N/C +	N/C

Post-Formed Rectangular Desk Tops
Post-Formed Rectangular Desk Tops have a high-pressure laminate which covers the radiused working edge of the desk to create a softer appearance. These desk tops match up with the Post-Formed Corner Desk Tops for a consistent edge which is both aesthetically pleasing and ergonomically friendly.

The desk tops are available in 5 laminate colors and come with a grommet. The grommet and edge both match the laminate color.

All Rectangular Desk Tops must be matched up with a modesty panel and C-Legs to create a desk.

All modesties, C-Legs and support bracketry must be specified separately.

Only the CUFFS and CUPFS hutch units will work with these desk tops.

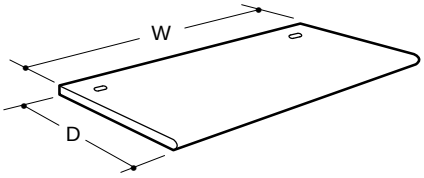

Post-Formed Rectangular Desk Top

Dimensions Depth	Dimensions Width	List Price	Catalog Number	Laminate Color
24" (610)	24" (610)	$477	**PFWT2424**	Post-Formed Tops only Available in J11, J20, 520, 583, 573 Laminates
	30" (762)	521	**PFWT2430**	
	36" (914)	565	**PFWT2436**	
	42" (1067)	605	**PFWT2442**	
	48" (1219)	649	**PFWT2448**	
	60" (1524)	735	**PFWT2460**	
	66" (1676)	778	**PFWT2466**	
	72" (1829)	817	**PFWT2472**	
30" (762)	24" (610)	$528	**PFWT3024**	
	30" (762)	576	**PFWT3030**	
	36" (914)	627	**PFWT3036**	
	42" (1067)	677	**PFWT3042**	
	48" (1219)	725	**PFWT3048**	
	60" (1524)	825	**PFWT3060**	
	66" (1676)	873	**PFWT3066**	
	72" (1829)	920	**PFWT3072**	
	Build your complete Part Number here:		_ _ _ _ _	_ _ _

Sample Part Number:	**PFWT2442**	**.520**
Total Cost $605 =	$605 +	N/C

Post-Formed Corner Desk Tops
Post-Formed Corner Desk Tops have a high-pressure laminate which covers the radiused working edge of the desk to create a softer appearance. The Dual Depth Corner has a 24" (610) and a 30" (762) side to accommodate different depth returns. Both desk tops have a straight front edge.

The corner desk tops are available in 5 laminate colors and come with a grommet. The grommet and edge both match the laminate color.

All Corner Desk Tops must be matched up with a corner post, modesty panel and C-Legs to create a desk.

All corner posts, modesties, C-Legs and support bracketry must be specified separately.

Only the CUFFS and CUPFS hutch units will work with these desk tops.

Only the Post-Formed Rectangular Desk Tops (PFWT) can be used with these corner desk tops.

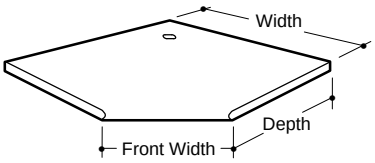

Post-Formed Corner Desk Top

Dimensions Depth	Width	Front Width	List Price	Catalog Number	Laminate Color
24" (610)	36" (914)	16 7/8" (429)	$690	**PFCT2436**	Post-Formed Tops only Available in J11, J20, 520, 583, 573 Laminates
	42" (1067)	25 3/8" (645)	812	**PFCT2442**	
	48" (1219)	33 7/8" (713)	967	**PFCT2448**	
30" (762)	36" (914)	8 3/8" (213)	$697	**PFCT3036**	
	42" (1067)	16 7/8" (429)	817	**PFCT3042**	
	48" (1219)	25 3/8" (645)	976	**PFCT3048**	

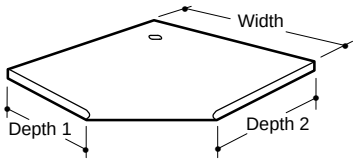

PFCT244230 Shown

Post-Formed Dual Depth Desk Top

Dimensions Depth 1	Width	Depth 2	List Price	Catalog Number
24" (610)	42" (1067)	30" (762)	$846	**PFCT244230**
30" (762)	42" (1067)	24" (610)	$846	**PFCT304224**

Build your complete Part Number here:	_ _ _ _ _	_ _ _

Sample Part Number:	**PFCT3042**	**.J20**
Total Cost $817 =	$817 +	N/C

MODESTY PANELS

Half Modesty for Corner Desks

Modesty panels are laminate covered and are in-set between C-legs. A Half Modesty for Corner Desks must be used with the desk top, corner post and C-Leg to create a desk.

These modesties are to be used only with the Post-Formed Corner Desk Tops.

Note: Two Half Modesty for Corner Desks need to be specified to complete the Corner Desk.

Half Modesty for Rectangular Desks

Modesty panels are laminate covered and attach to the C-Legs. A Half Modesty for Rectangular Desks must be used with the desk top and C-Leg to create a desk.

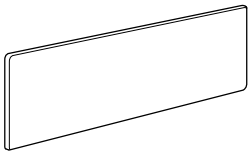

Half Modesty for Corner Desks

Dimensions Height	Dimensions Width	List Price	Catalog Number	Laminate Color	Trim Color
10 5/16" (262)	34" (864)	$315	**SICCHM34**	Post-Formed Tops only Available in J11, J20, 520, 583, 573 Laminates	**Standard Smooth Finish Only** See Surface Materials Page 11
	40" (1016)	327	**SICCHM40**		
	46" (1169)	399	**SICCHM46**		

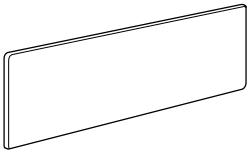

Half Modesty for Rectangular Desks

Dimensions Height	Dimensions Width	List Price	Catalog Number
10 5/16" (262)	30" (762)	$182	**SICHM30**
	36" (914)	196	**SICHM36**
	42" (1067)	264	**SICHM42**
	48" (1219)	276	**SICHM48**
	60" (1524)	292	**SICHM60**
	66" (1676)	308	**SICHM66**
	72" (1829)	324	**SICHM72**

Build your complete Part Number here:	_ _ _ _ _	_ _ _	_

Sample Part Number:	**SICHM48**	**.520**	**.K**

Total Cost $276 =	$276 +	N/C +	N/C

POST-FORMED DESK TOP SUPPORTS

Corner Posts

A Corner Post needs to be specified when a PFCT is ordered. The Corner Post provides support for the back corner of the desk top, as well as a place for the modesty panels to attach. Attachment hardware included.

The Corner Post must be specified with a desk top, modesty panel and C-Legs to make a desk.

C-Leg Full

C-Legs are used to support desk tops. They are metal and can be used in both shared and unshared applications.

A pair of C-Legs must be specified for every Post-Formed Desk Top to create a freestanding desk.

All attachment hardware is included.

C-Leg Short

C-Legs are used to support desk tops in certain conditions. They are made of metal and can be used in both shared and unshared applications.

All attachment hardware is included.



Corner Post

Dimensions Height	Dimensions Width	Description	List Price	Catalog Number	Trim Color
27½" (699)	2" (51)	Individual	$350	**SICCPOST**	**Standard Smooth Finish Only** See Surface Materials Page 11

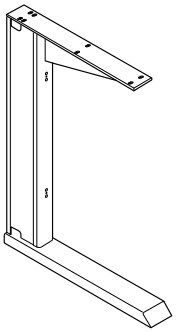

C-Leg Full

Dimensions Foot Depth	Description	List Price	Catalog Number
21½" (546)	Individual	$461	**SICCLEGF**

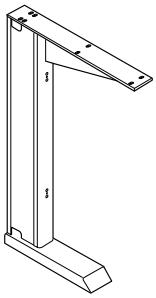

C-Leg Short

Dimensions Foot Depth	Description	List Price	Catalog Number
11¾" (298)	Individual	$452	**SICCLEGS**

Build your complete Part Number here:	_ _ _ _ _	_

Sample Part Number:	**SICCPOST**	**.K**

Total Cost $350 =	$350	+	N/C

C-Leg Cantilever
The C-Leg Cantilever Bracket can be attached to a C-Leg to create a shared cantilever if the C-Leg is already attached to another desk top. They come in pairs which accommodates right-hand and left-hand configurations.

All attachment hardware is included.

Note: Self-drilling, self-tapping screws are provided for attachment to the C-Leg.

C-Leg Base Stabilizer Bracket
The C-Legs Stabilizer is used when two Post-Formed Rectangular Desks are placed in an L configuration. The bracket attaches the two C-Legs together at the bottom of the C-Legs for added desk stability.

All attachment hardware is included.

Note: Self-drilling, self-tapping screws are provided for attachment to the C-Leg.

Flush Support Plates
Flush Support Plates are two metal plates that stabilize the connection between two adjoining desk tops.

Refer to the Planning Guidelines to see when these plates are needed.

All attachment hardware is included.

Available in Black only.

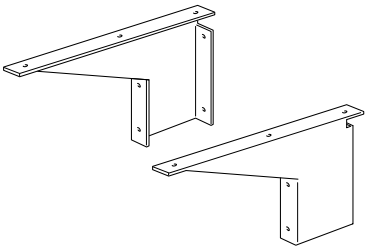

C-Leg Cantilever Bracket Pair

Dimensions Height	Dimensions Length	Description	List Price	Catalog Number	Trim Color
9 1/2" (241)	20" (508)	Sold in Pairs	$681	**CLEGBKTPR**	**Standard Smooth Finish Only** See Surface Materials Page 11

C-Leg 90-degree Base Stabilizer Bracket

Dimensions Length	Dimensions Width	Description	List Price	Catalog Number
11 1/4" (286)	5 1/4" (133)	Individual	$238	**BRKT**

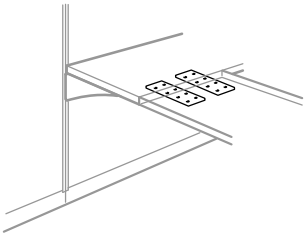

Flush Support Plates

Dimensions Length	Dimensions Width	List Price	Catalog Number	
7 3/8" (187)	2" (51)	$50	**SICSP**	

Build your complete Part Number here: _ _ _ _ _ _

Sample Part Number: BRKT .K

Total Cost $238 = $238 + N/C

CABINET UNIT
The Cabinet Unit attaches **only** to the Post-Formed Desk Tops of the same nominal width. The Cabinet Units are available with a painted or fabric covered locking **door that stores below the top shelf**.

These units have end panels that match the depth of the flipper bin, and a shelf complete with a back and sides on the top of the unit. There is a tackboard along the back which is attached with Velcro strips.

An optional Accent Strip and Quarterback are available.

The end panels are made of laminate, with matching edge banding and T-molding.

Note: For fabric orientation, refer to the table located in the Fabric Planning section.

Painted Front
Painted front units have color matched locking door, and a steel shelf.

Fabric Front
Fabric front units have a fabric covered locking steel door and selected trim color, and steel shelf.

Note: Laminate end supports or end panels, accent strips and quarterbacks are not available in textured or premium trim finishes. If textured or premium trim finish is specified, these components will match the standard smooth trim color. For example, if Pebble Frost (FP) is specified these components will be Pebble (P) in trim finish.

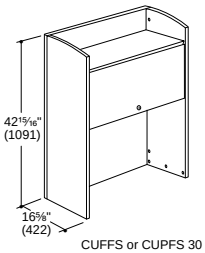

CUFFS or CUPFS 30 - 60

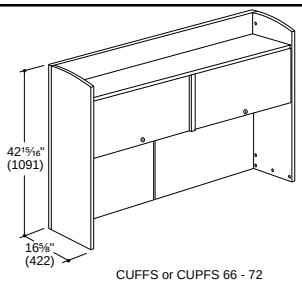

CUFFS or CUPFS 66 - 72

Cabinet Unit — Painted Front, Full End Panels with Top Shelf

Dimensions Width	List Price Tackboard Fabric Grade 0/1	2	3	4	5	6	Catalog Number	Tack-board Fabric	Trim Color	Accent Strip	Accent Strip Color	Quarter-back	Lock Type	Lock
30" (762)	$1649	$1680	$1699	$1730	$1763	$1798	**CUPFS30**	See Surface Materials Page 8	**Standard Finishes No Cost** **Premium Finishes + $35** See Surface Materials Page 11	**AN No Cost** No Accent Strip **AY + $27** Accent Strip	Specify Only if Accent Strip is Selected **K** Charcoal or matching trim color in standard smooth finish	**QN No Cost** No Quarter-back **QY + $24** Quarter-back Will match trim color in standard smooth finish	**CH** Choices **PK** Pack	**RDM No Cost** Random ***KA - $14** Key-Alike *Note: Be sure to order Core/ Key sets (PLCAK) (LCAK) separately (1 per unit)
36" (914)	1724	1761	1784	1814	1849	1882	**CUPFS36**							
42" (1067)	1768	1805	1828	1858	1893	1926	**CUPFS42**							
48" (1219)	1784	1827	1847	1878	1912	1945	**CUPFS48**							
60" (1524)	1858	1901	1921	1952	1986	2019	**CUPFS60**							
66" (1676)	3191	3243	3270	3344	3427	3509	**CUPFS66**							
72" (1829)	3259	3311	3338	3412	3495	3577	**CUPFS72**							

Cabinet Unit — Fabric Front, Full End Panels with Top Shelf

Dimensions Width	List Price Fabric Grade** 0/1	2	3	4	5	6	Catalog Number	Door Front Fabric	Tack-board Fabric
30" (762)	$1706	$1741	$1765	$1818	$1878	$1938	**CUFFS30**	See Surface Materials Page 8	
36" (914)	1784	1821	1844	1897	1957	2017	**CUFFS36**		
42" (1067)	1841	1878	1901	1954	2014	2074	**CUFFS42**		
48" (1219)	1854	1900	1922	1976	2034	2094	**CUFFS48**		
60" (1524)	1930	1976	1998	2052	2110	2170	**CUFFS60**		
66" (1676)	3261	3317	3345	3465	3598	3732	**CUFFS66**		
72" (1829)	3331	3387	3415	3535	3668	3802	**CUFFS72**		

**Fabric Grade will be determined by taking the highest grade fabric chosen for either the door front or tackboard.

Build your complete Part Number here:	_ _ _ _ _	_ _ _	_ _ _	_	_ _	_	_ _	_ _	_ _

Lock Option
Locks and lock colors can be selected to match any storage offering. Select "CH" for a black Choices lock or "PK" if a silver Pack lock is required. If "RDM" is selected, the unit will ship with a lock and core in place. If "KA" is selected, the unit will ship without a lock or core at a reduced price, and the core/key set must be ordered separately and field installed: LCAK (Choices), PLCAK (Pack).

Sample Part Number:	CUFFS36	.BM5	.BM5	.K	.AY	.K	.QN	.CH	.RDM
Total Cost $1848 =	$1821 +	N/C +	N/C +	N/C +	$27 +	N/C +	N/C +	N/C +	N/C

Choices Filing & Storage

Features & Planning 170

Choices Storage Towers 173

Choices Lateral Files & Lateral File with Storage Cabinet 174

Choices Double Door Storage & Wardrobe Units 176

Choices Double Door & Wardrobe Accessories 178

Choices File Centers 180

Choices Lateral File Tops 181

Choices Lateral File Accessories 182

Choices Pedestals 183

Choices Pedestal & File Center Accessories 185

Bookcases 186

Bookcase Accessories 187

Finishes
All Choices filing and storage units are painted metal. Choices Accent Strips are available in standard smooth finishes only.

Specifications
All dimensions are nominal unless otherwise noted.

Load Capacities

Center Drawers:
Center Drawer — 9 lbs. (4.1kg)

Total load capacities of hanging work surfaces are equal to the sum of the fully loaded components attached to the underside of the work surface plus the loads placed on the top of the work surface.

Pedestal Drawers:
6" (152) Pedestal Drawer — 20 lbs. (9kg)
12" (305) Pedestal Drawer — 40 lbs. (18kg)

Lateral File and Pedestal Lateral File Drawers:
2 lbs. (.9kg) per linear inch of usable space.

Stationary Shelves – Bookcases, Double Door Storage Units, Storage Towers
3 lbs. (1.4kg) per linear inch.

Maximum Load Capacity For Any Storage Unit
The maximum load capacity for any storage unit is calculated by multiplying the above stated lbs. per linear inch per each shelf or drawer that is included with the unit and adding them together (includes the top of the unit and the inside bottom).

Eg: Maximum load capacity for a BCB336
= unit bottom + 2 shelves + unit top at 3 lbs. per linear inch
= 36" (914) linear in. per shelf x 3 lbs. x 4
= 432 lbs. maximum load

Note: The addition of more shelves does not increase the maximum amount a unit can be loaded.

Proper Usage

Pedestals and File Centers
Any pedestal or file center that is attached to the underside of a work surface must have glides adjused to support the weight of the pedestal or file center.

Lateral Files
CAUTION: Any freestanding lateral file, if improperly used or loaded, can tip. Since files may contain significant weight, this tipping can result in serious damage and/or personal injury. For proper and safe performance, read and follow instructions provided with each file.

Do not attempt to open more than one lateral file drawer at a time. Do not use drawers as steps. Failure to follow these instructions may cause tipping of cabinet, resulting in personal injury.

Use counterbalance weights whenever lateral files or pedestals are not anchored or ganged back-to-back.

To avoid tipping, always load bottom drawers before loading top drawer.

Choices Filing and Storage Offering – Additional filing and storage options are available in the Pack Price List.

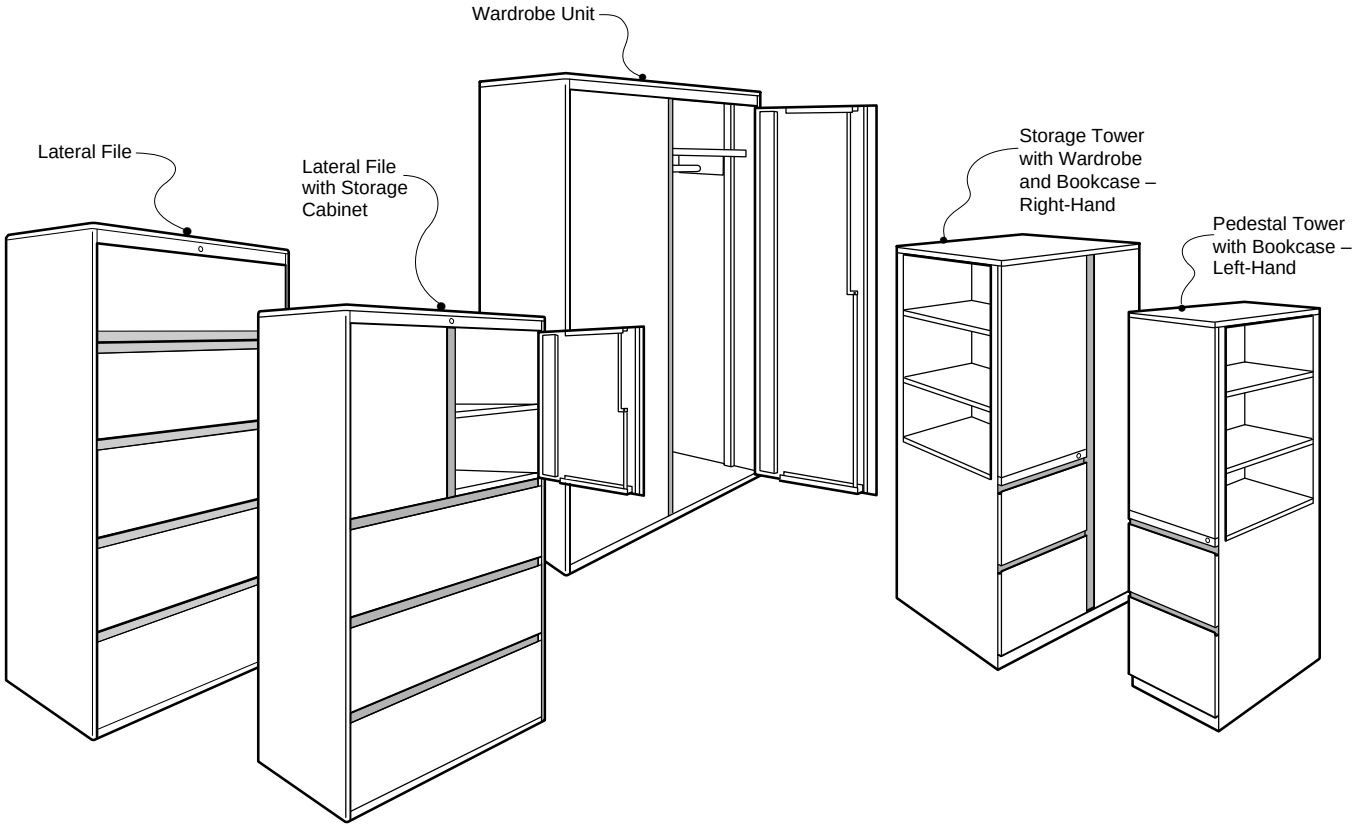

Glide Adjustment Ranges

Pedestals	
Choices	1 5/8" (41)
Lateral Files	
Choices	5/8" (16)
Bookcases	5/8" (16)
Choices Storage Towers	
Storage Tower w/Wardrobe	5/8" (16)
Storage Tower w/Wardrobe and Bookcase	1 1/2" (38)
Pedestal Tower w/Bookcase	1 1/2" (38)
Choices File Centers	
Floor Supported File Center	1 5/8" (41)
Pedestal Lateral File Center	1 3/8" (35)

Keyed Alike

Choices filing and storage units have two lock options to choose from. Units can be randomly keyed (option "R") or they can be key-alike (option "T") for no additional upcharge. When the randomly keyed option "R" is chosen the Choices filing and storage unit will ship with a randomly numbered core/key.

When the key-alike lock option "T" is chosen the Choices filing unit will ship with a "disposable" core in place of the core/key and the specified Choices Core/Key set(s) will be packaged separately for field installation. The "disposable" core must be field replaced with a Choices Core/Key set in order for the Choices filing unit to lock. The Core/Key set (LCAK) must be ordered separately.

Ordering Information

For ease in specifying, Trendway's catalog numbering system uses meaningful characters to convey description, surface type, and size. For example. LFS530 represents a Choices **L**ateral **F**ile with **S**torage Cabinet, **5**-High by **30**" (762) -wide.

Trendway has further simplified the order process by having all the options available for a product listed in the price chart. By following the Sample Part Number Example at the bottom of each page, you create a Part Number for each product. This Part Number will match your acknowledgement and packing slip.

When ordering filing and storage units, list the following:

1. Quantity (combine same products)

2. Complete Part Number (see Sample Part Number at the bottom of each page for correct number sequence).

3. For ease of reading, place a period between each option number (FSLF536E.J.K.R).

	Catalog Number	Trim Color	Accent Strip Color	Lock
Sample Part Number:	**FSLF536E**	**.J**	**.K**	**.R**
Total Cost $2538 =	$2538 +	N/C +	N/C +	N/C

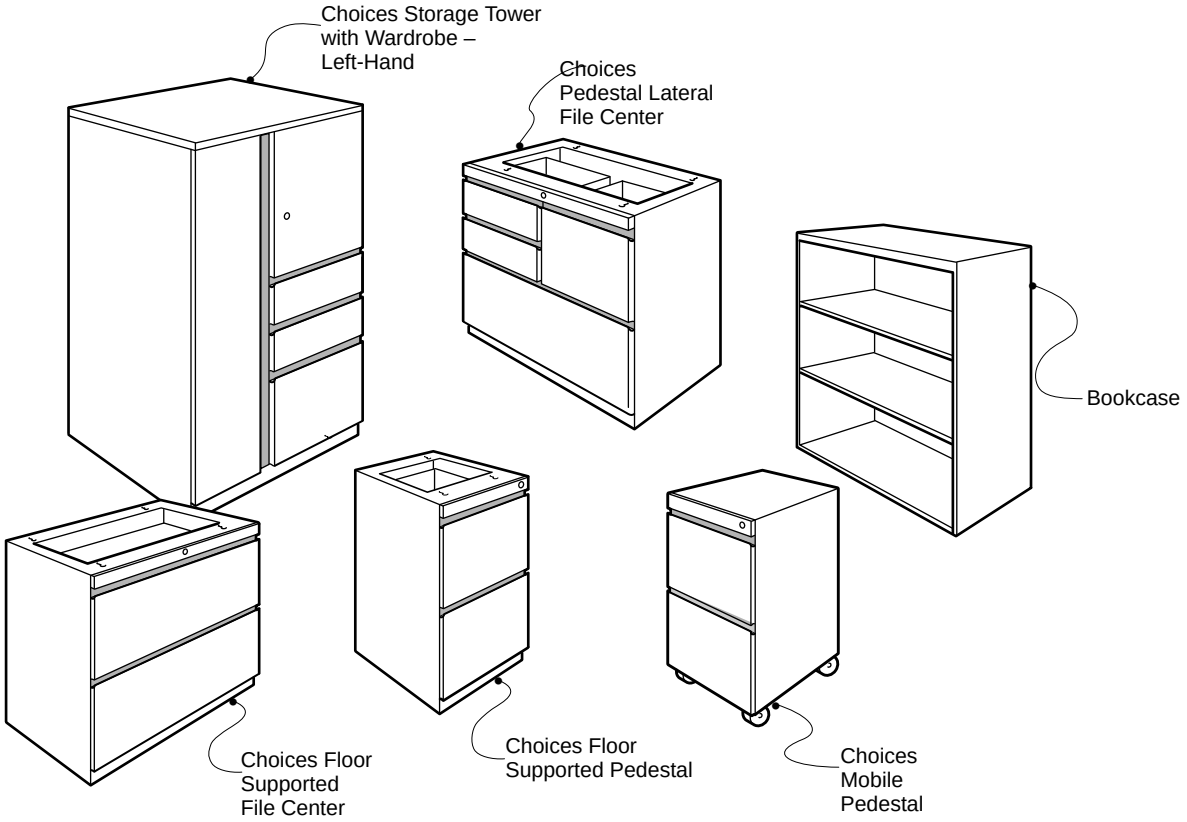

Lateral File Front-to-Back Conversion Bar Application Guide

The Choices Freestanding Traverse Kit (FSTK)is used to convert letter and legal size folders to front-to-back filing in Lateral File drawers. The diagram below illustrates capacity and how many Traverse Kits to order for each application.

Choices Freestanding Traverse Kit

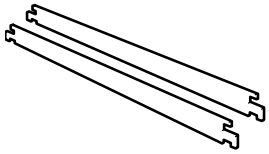

For use with Choices Lateral Files, Choices Lateral File Centers, Choices Lateral File with Storage Cabinets

Letter Size Filing	Legal Size Filing
30" - Wide	30" - Wide
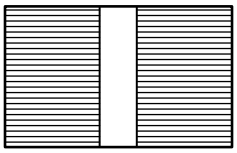	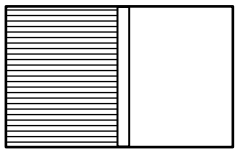
1 Choices Freestanding Traverse Kit	1 Choices Freestanding Traverse Kit
36" - Wide	36" - Wide
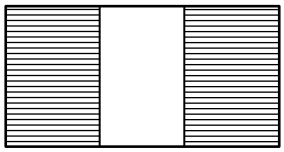	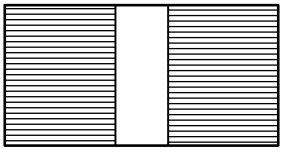
1 Choices Freestanding Traverse Kit	1 Choices Freestanding Traverse Kit
42" - Wide	42" - Wide
	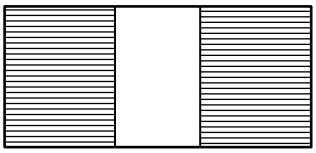
2 Choices Freestanding Traverse Kits	1 Choices Freestanding Traverse Kit

Lateral File Top Specification Guide

Lateral File Tops are available for use with one, two or four lateral file unit combinations. For non-standard sizes, contact Trendway Custom Solutions 1-800-893-8117.

One Unit

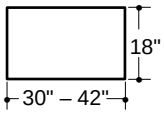

Four Unit

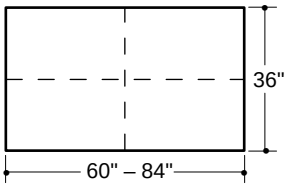

Two Unit

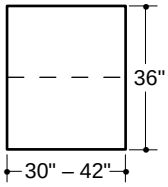

Two Unit

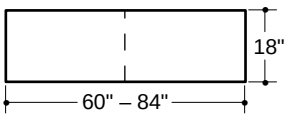

Choices Storage Tower with Wardrobe
The Choices Storage Tower with Wardrobe provides coat, drawer, and cupboard storage in a single cabinet. The Tower is available in two heights and in either a Right-Hand version with the wardrobe on the right side, or a Left-Hand version with the wardrobe on the left side.

The Tower is constructed of painted metal and has adjustable leveling glides. The cupboard door and the drawers have one common lock. The cupboard unit includes one adjustable painted metal shelf. The pedestal includes painted metal drawer fronts. 6" (152) and 12" (305) drawers have full extension ball-bearing slides. Doors and pedestal drawer fronts include Choices Accent Strips.

Available accessories include Choices Pedestal Divider/Conversion Kit (PCD), Choices Pencil Tray (HPPT), Lateral File Dividers (LFDE) and Shelf/File Dividers (SDIV).

Note: The Choices Storage Tower Wardrobe door does not lock.

When the key-alike lock option "T" is chosen a "disposable" core is assembled in the filing unit to temporarily secure the drawers and doors for transit. The "disposable" cores must be field replaced with Choices Core/Key Sets in order for the Choices filing unit to lock. Core/Key Sets (LCAK) must be ordered separately or by using the keying order form.

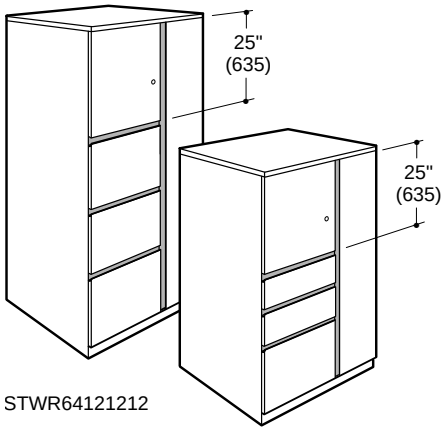

STWR64121212

STWR526612

Choices Storage Tower with Wardrobe – Right-Hand

Dimensions Depth	Width	Height	List Price	Catalog Number	Trim Color	Accent Strip Color	Lock
23½" (597)	23½" (597)	52" (1321)	$2808 2948	**STWR521212** **STWR526612**	**Standard Finishes No Cost** **Premium Finishes + $129** See Surface Materials Page 11	**K** Charcoal Or Repeat Trim Color in Standard Smooth Finish For Color Matched.	**R No Cost** Random ***T Deduct - $9** Key-Alike ***Note:** Be sure to order Core/Key Sets (LCAK) separately (1 per unit)
23½" (597)	23½" (597)	64⅛" (1641)	$2983 3124	**STWR64121212** **STWR64661212**			

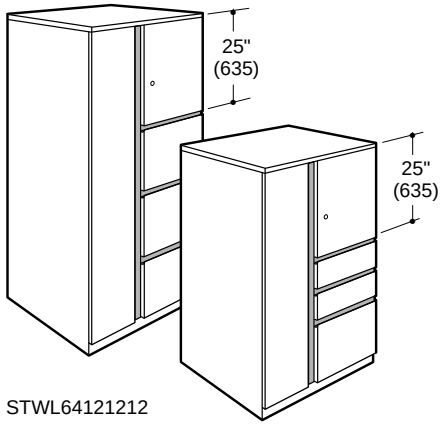

STWL64121212

STWL526612

Choices Storage Tower with Wardrobe – Left-Hand

Dimensions Depth	Width	Height	List Price	Catalog Number
23½" (597)	23½" (597)	52" (1321)	$2808 2948	**STWL521212** **STWL526612**
23½" (597)	23½" (597)	64⅛" (1641)	$2983 3124	**STWL64121212** **STWL64661212**

Build your complete Part Number here:	_ _ _ _ _ _ _	_	_	_
Sample Part Number:	**STWR526612** _ _ _ _ _ _ _	**.J** _	**.K** _	**.R** _
Total Cost $2948 =	$2948 +	N/C +	N/C +	N/C

Choices Storage Tower with Wardrobe and Bookcase

The Choices Storage Tower with Wardrobe and Bookcase provides coat, drawer and bookcase storage in a single cabinet.

The Tower is available in two heights and in either a Right-Hand version with the wardrobe on the right side, or a Left-Hand version with the wardrobe on the left side.

The Tower is constructed of painted metal. Includes lockable drawers with painted metal drawer fronts and adjustable leveling glides. 6" (152) and 12" (305) drawers have full extension ball-bearing slides. Doors and pedestal drawer fronts include Choices Accent Strips.

The 52" (1321) Tower has one adjustable painted metal shelf that allows for one row of binder storage plus additional storage in the bookcase. The 64 1/8" (1641) Tower has two adjustable painted metal shelves that allow for two rows of binder storage plus additional storage in the bookcase.

Available accessories include Choices Pedestal Divider/Conversion Kit (PCD), Choices Pencil Tray (HPPT), Lateral File Dividers (LFDE) and Shelf/File Dividers (SFDIV).

Note: The Choices Storage Tower Wardrobe door does not lock.

When the key-alike lock option T" is chosen a "disposable" core is assembled in the filing unit to temporarily secure the drawers and doors for transit. The "disposable" cores must be field replaced with Choices Core/Key Sets in order for the Choices filing unit to lock. Core/Key Sets (LCAK) must be ordered separately or by using the keying order form.

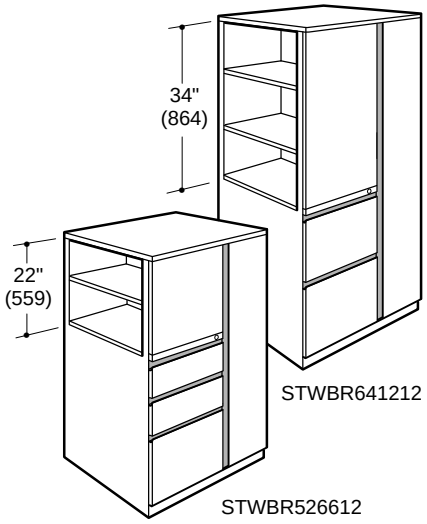

Choices Storage Tower with Wardrobe and Bookcase – Right-Hand

Depth	Dimensions Width	Height	Number of Shelves	List Price	Catalog Number	Trim Color	Accent Strip Color	Lock
23 1/2" (597)	23 1/2" (597)	52" (1321)	1	$2632	**STWBR521212**	**Standard Finishes No Cost** **Premium Finishes + $129** See Surface Materials Page 11	**K** Charcoal Or Repeat Trim Color in Standard Smooth Finish For Color Matched.	**R No Cost** Random ***T Deduct - $9** Key-Alike ***Note:** Be sure to order Core/Key Sets (LCAK) separately (1 per unit)
			1	2773	**STWBR526612**			
23 1/2" (597)	23 1/2" (597)	64 1/8" (1641)	2	$2808	**STWBR641212**			
			2	2948	**STWBR646612**			

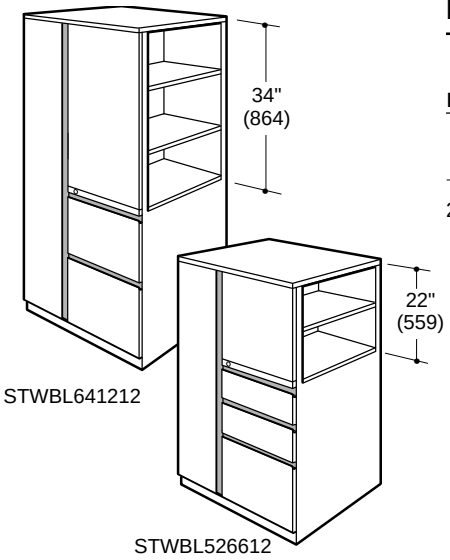

Choices Storage Tower with Wardrobe and Bookcase – Left-Hand

Depth	Dimensions Width	Height	Number of Shelves	List Price	Catalog Number
23 1/2" (597)	23 1/2" (597)	52" (1321)	1	$2632	**STWBL521212**
			1	2773	**STWBL526612**
23 1/2" (597)	23 1/2" (597)	64 1/8" (1641)	2	$2808	**STWBL641212**
			2	2948	**STWBL646612**

Build your complete Part Number here:	_ _ _ _ _ _ _ _	_	_	_

Sample Part Number:	**STWBR526612**	**.J**	**.K**	**.R**

Total Cost $2773 =	$2773 +	N/C +	N/C +	N/C

Choices Pedestal Tower with Bookcase

The Choices Pedestal Tower with Bookcase combines the functionality of a pedestal with the added storage of a bookcase.

The Tower is available in Right- and Left-Hand versions. The Right-Hand version is intended for placement on the right-hand of a work station with the bookcase facing inward. The Left-Hand version is intended for placement on the left-hand of a work station with the bookcase facing inward.

The Tower is constructed of painted metal and has adjustable leveling glides. The bookcase unit includes two adjustable shelves that accomodate two rows of binder storage plus additional storage. The pedestal includes lockable drawers with painted metal drawer fronts. 6" (152) and 12" (305) drawers have full extension ball-bearing slides. Pedestal drawer fronts include Choices Accent Strips.

Available accessories include Choices Pedestal Divider/Conversion Kit (PCD), Choices Pencil Tray (HPPT),Lateral File Dividers (LFDE) and Shelf/File Dividers (SFDIV).

When the key-alike lock option T" is chosen a "disposable" core is assembled in the filing unit to temporarily secure the drawers and doors for transit. The "disposable" cores must be field replaced with Choices Core/Key Sets in order for the Choices filing unit to lock. Core/Key Sets (LCAK) must be ordered separately or by using the keying order form.

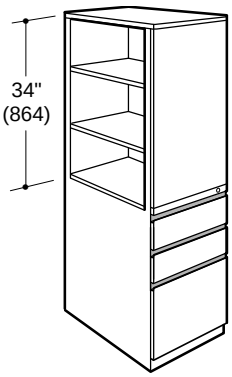

Choices Pedestal Tower with Bookcase – Right-Hand

Dimensions Depth	Width	Height	List Price	Catalog Number	Trim Color	Accent Strip Color	Lock
23½" (597)	15¼" (387)	64⅛" (1641)	$1544 1560	**PTBR641212** **PTBR646612**	**Standard Finishes No Cost** **Premium Finishes + $71** See Surface Materials Page 11	**K** Charcoal Or Repeat Trim Color in Standard Smooth Finish For Color Matched.	**R No Cost** Random ***T Deduct - $9** Key-Alike ***Note:** Be sure to order Core/Key Sets (LCAK) separately (1 per unit)

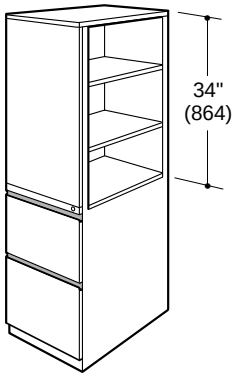

Choices Pedestal Tower with Bookcase – Left-Hand

Dimensions Depth	Width	Height	List Price	Catalog Number
23½" (597)	15¼" (387)	64⅛" (1641)	$1544 1560	**PTBL641212** **PTBL646612**

Build your complete Part Number here:	_ _ _ _ _ _ _ _	_	_	_
Sample Part Number:	**PTBR646612**	**.J**	**.K**	**.R**
Total Cost $1560 =	$1560 +	N/C +	N/C +	N/C

CHOICES LATERAL FILES
Lateral Files are constructed of metal and include full-extension ball-bearing slides, leveling glides, and one plastic label holder per drawer. Drawer fronts are painted metal with accent strips.

Lateral Files include locks. Drawers accommodate side-to-side letter, A4, legal, EDP filing, and include a safety interlock mechanism that allows only one drawer to open at a time.

Accessories include the Choices Freestanding Traverse Kit (FSTK), Lateral File Dividers (LFDE), Choices Lateral File Tops (LFT) and Choices Lateral File Counterbalance Weights (CBWL).

Note: Lateral File Counterbalance Weights are required for individual lateral files that are not anchored or ganged back-to-back.

Choices Five-Drawer Lateral Files
The Five-Drawer model has four lateral drawers and a receding top door with roll-out shelf. Roll-out shelf includes 3 LFDE Lateral File Dividers.

When the key-alike lock option T" is chosen a "disposable" core is assembled in the filing unit to temporarily secure the drawers and doors for transit. The "disposable" cores must be field replaced with Choices Core/Key Sets in order for the Choices filing unit to lock. Core/Key Sets (LCAK) must be ordered separately or by using the keying order form.

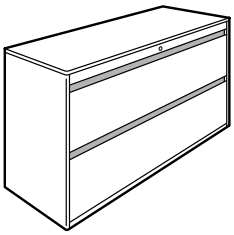

Choices Two-Drawer Lateral Files

Depth	Dimensions Width	Height	List Price	Catalog Number
17 3/8" (441)	30" (762)	27 3/4" (705)	$ 1094	ⓔ **FSLF230E**
	36" (914)	27 3/4" (705)	1231	ⓔ **FSLF236E**
	42" (1067)	27 3/4" (705)	1368	ⓔ **FSLF242E**



Choices Three-Drawer Lateral Files

Depth	Dimensions Width	Height	List Price	Catalog Number
17 3/8" (441)	30" (762)	39 7/8" (1013)	$1434	**FSLF330E**
	36" (914)	39 7/8" (1013)	1598	ⓔ **FSLF336E**
	42" (1067)	39 7/8" (1013)	1783	ⓔ **FSLF342E**



Choices Four-Drawer Lateral Files

Depth	Dimensions Width	Height	List Price	Catalog Number
17 3/8" (441)	30" (762)	52" (1321)	$1806	**FSLF430E**
	36" (914)	52" (1321)	2002	**FSLF436E**
	42" (1067)	52" (1321)	2226	**FSLF442E**



Choices Five-Drawer Lateral Files

Depth	Dimensions Width	Height	List Price	Catalog Number
17 3/8" (441)	30" (762)	64 1/8" (1629)	$2292	**FSLF530E**
	36" (914)	64 1/8" (1629)	2538	**FSLF536E**
	42" (1067)	64 1/8" (1629)	2797	**FSLF542E**

	Catalog Number	Trim Color	Accent Strip Color	Lock
Build your complete Part Number here:	_ _ _ _ _	_	_	_

ⓔ **Standard Finishes No Cost**

ⓔ **Premium Finishes + $71** 2-Drawer

+ $129 3, 4 and 5-Drawer

See Surface Materials Page 11

ⓔ **K** Charcoal

Or Repeat Trim Color in Standard Smooth Finish For Color Matched.

ⓔ **R No Cost** Random

ⓔ ***T Deduct - $9** Key-Alike

***Note:** Be sure to order Core/Key Sets (LCAK) separately (1 per unit)

Sample Part Number:	**FSLF536E** _ _ _ _ _ _	**.J** _	**.K** _	**.R** _
Total Cost $2538 =	$2538 +	N/C +	N/C +	N/C

ⓔ notes the item is available on Express

Choices Lateral File with Storage Cabinet

The Choices Lateral File with Storage Cabinet features three lateral file drawers below an integrated hinged double-door storage cabinet with one fixed and one adjustable shelf. Cabinet, drawer and door construction is painted metal. Includes full-extension ball-bearing slides, leveling glides, and one plastic label holder per drawer. There are two separate keyed alike locks for drawers and double-doors. Drawers include a safely interlock mechanism. Drawers and doors have Choices Accent Strips.

Note: Choices Lateral File with Storage Cabinets use Choices Lateral File accessories.

Note: Lateral File Counterbalance Weights are required for individual lateral files that are not anchored or ganged back-to-back.

When the key-alike lock option T" is chosen a "disposable" core is assembled in the filing unit to temporarily secure the drawers and doors for transit. The "disposable" cores must be field replaced with Choices Core/Key Sets in order for the Choices filing unit to lock. Core/Key Sets (LCAK) must be ordered separately or by using the keying order form.

Note: For Lateral File with Storage Cabinet; If "R" is chosen the same random lock number will be assemled in each of the 2 lock locations.

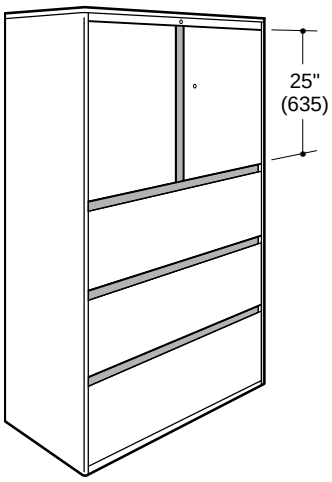

Choices Lateral File with Storage Cabinet

Depth	Dimensions Width	Height	List Price	Catalog Number	Trim Color	Accent Strip Color	Lock
17 3/8" (441)	30" (762) 36" (914) 42" (1067)	64 1/8" (1629)	$2499 2754 3072	**LFS530** **LFS536** **LFS542**	**Standard Finishes No Cost** **Premium Finishes + $129** See Surface Materials Page 11	**K** Charcoal Or Repeat Trim Color in Standard Smooth Finish For Color Matched.	**R No Cost** Random ***T Deduct - $18** Key-Alike ***Note:** Be sure to order Core/Key Sets (LCAK) separately (2 per unit)
		Build your complete Part Number here:		_ _ _ _ _	_	_	_

Sample Part Number:	**LFS542**	**.J**	**.K**	**.R**
Total Cost $3072 =	$3072 +	N/C +	N/C +	N/C

Choices Double-Door Storage Units
Choices Double-Door Storage Units are available in heights to match the two, three and five-high Choices Lateral Files. The units are constructed of painted metal and have locking doors with Choices Accent Strips. Painted metal shelves adjust vertically in 2" (51) increments.

Additional Storage Shelves (SS) are available.

Note: Choices Lateral File Tops (LFT) can be used on Choices Double-Door Storage Units.

Choices Wardrobe Units
The Choices Wardrobe Unit is constructed of painted metal and has locking doors with Choices Accent Strips. Includes one painted metal shelf with attached, full-width wardrobe bar.

When the key-alike lock option T" is chosen a "disposable" core is assembled in the filing unit to temporarily secure the drawers and doors for transit. The "disposable" cores must be field replaced with Choices Core/Key Sets in order for the Choices filing unit to lock. Core/Key Sets (LCAK) must be ordered separately or by using the keying order form.

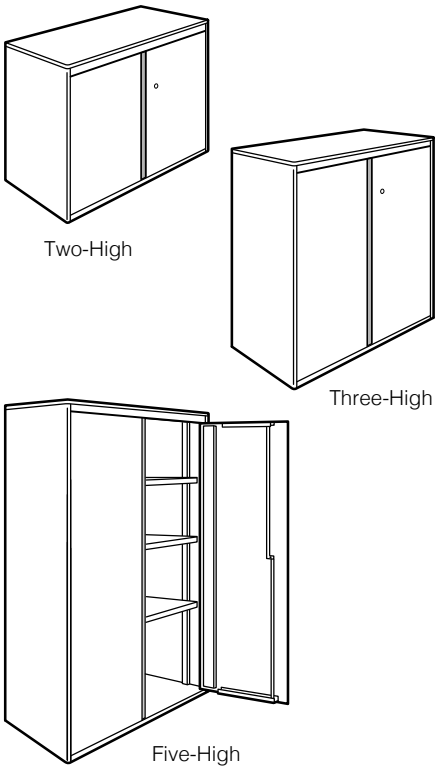

Choices Double-Door Storage Units

Dimensions Depth	Width	Height	Number of Shelves	List Price	Catalog Number	Trim Color	Accent Strip Color	Lock
17 3/8" (441)	36" (914)	27 3/4" (705)	1-Shelf	$1152	**DD236E**	**Standard Finishes No Cost** **Premium Finishes + $71** 2-High **+ $129** 3 and 5-High See Surface Materials Page 11	**K** Charcoal Or Repeat Trim Color in Standard Smooth Finish For Color Matched.	**R No Cost** Random ***T Deduct - $9** Key-Alike ***Note:** Be sure to order Core/Key Sets (LCAK) separately (1 per unit)
		39 7/8" (1013)	2-Shelves	1307	**DD336E**			
		64 1/8" (1629)	3-Shelves	1818	**DD536E**			

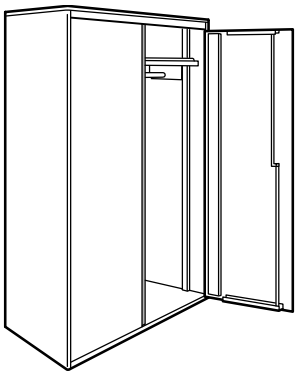

Choices Wardrobe Units

Dimensions Depth	Width	Height	List Price	Catalog Number
17 3/8" (441)	36" (914)	64 1/8" (1629)	$1484	**WR536E**

Build your complete Part Number here:	_ _ _ _ _	_	_	_

Sample Part Number:	**WR536E**	**.J**	**.K**	**.R**

Total Cost $1484 =	$1484 +	N/C +	N/C +	N/C

DOUBLE-DOOR, AND WARDROBE ACCESSORIES

Storage Shelves

The Storage Shelf fits in Choices Double-Door Storage Units and in Choices Lateral File with Storage Cabinets for additional shelf space. Includes 4 shelf clips.

Note: Storage Shelves accomodate Choices Double-Door Storage Units purchased after June 1, 2003.

Wardrobe Bars

The Wardrobe Bar converts a five-high Double-Door Storage Unit to a Wardrobe Unit. Wardrobe Bar attaches to the Storage Shelf.

Storage Shelves

Depth	Dimensions Width	Height	List Price	Catalog Number	Trim Color
15³/₈" (391)	30" (762)	1" (25)	$67	**SS30E2**	**Standard Finishes No Cost**
	36" (914)	1" (25)	67	**SS36E2**	
	42" (1067)	1" (25)	67	**SS42E2**	**Premium Finishes + $23**
					See Surface Materials Page 11

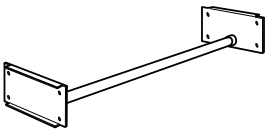

Wardrobe Bars (For Five-High Double-Door Storage Unit)

Dimensions Width	Height	List Price	Catalog Number
36" (914)	1" (25) Diameter	$82	**WRB36E**

Build your complete Part Number here:	_ _ _ _ _	_

Sample Part Number:	**WRB36E** _ _ _ _ _	**.G** _
Total Cost $82 =	$82 +	N/C

Choices Floor-Supported File Centers
The Choices Floor-Supported File Center is intended for use under work surfaces. It aesthetically integrates with Floor-Supported Pedestals with matching drawer fronts and base details. The File Center has full extension ball bearing slides. Available accessories include the Choices Freestanding Traverse Kit (FSTK) for front-to-back filing, Lateral File Dividers (LFDE) and Choices Label Holders (LH).

Choices Pedestal Lateral File Center
The Choices Pedestal Lateral File Center combines the functionality of a pedestal and the lateral file into a single cabinet that fits below a systems work surface or a desk module. It is designed to visually integrate with Choices Floor-Supported Pedestals.

Units are constructed of metal and include full-extension ball bearing slides on all drawers. Drawer fronts are painted metal with Choices pull Accent Strips. Available accessories include the Choices Freestanding Traverse Kit (FSTK) for front-to-back filing, Lateral File Dividers (LFDE), Choices Label Holders (LH), Choices Pedestal Divider/Conversion Kit (PCD) and Choices Pencil Tray (HPPT).

Note: File center must be attached to a panel-mounted work surface or a desk unit.

When the key-alike lock option T" is chosen a "disposable" core is assembled in the filing unit to temporarily secure the drawers and doors for transit. The "disposable" cores must be field replaced with Choices Core/Key Sets in order for the Choices filing unit to lock. Core/Key Sets (LCAK) must be ordered separately or by using the keying order form.

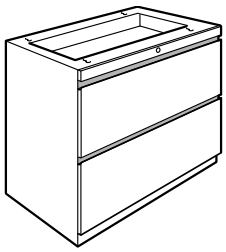

Choices Floor-Supported File Centers

Depth	Dimensions Width	Height	List Price	Catalog Number	Trim Color	Accent Strip Color	Lock
18 3/16" (462)	30 1/2" (775)	27 3/4" (705)	$901	**FSFC30E**	**Standard Finishes No Cost** **Premium Finishes + $71** See Surface Materials Page 11	**K** Charcoal Or Repeat Trim Color in Standard Smooth Finish For Color Matched.	**R No Cost** Random ***T Deduct - $9** Key-Alike ***Note:** Be sure to order Core/Key Sets (LCAK) separately (1 per unit)
18 3/16" (462)	36 1/2" (917)	27 3/4" (705)	1017	**FSFC36E**			

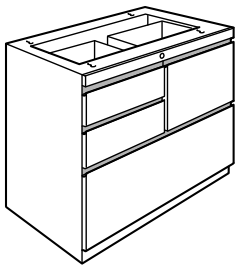

Choices Pedestal Lateral File Center

Depth	Dimensions Width	Height	List Price	Catalog Number
18 1/8" (460)	30 1/2" (775)	27 3/4" (705)	$1372	**PLF306612**

Build your complete Part Number here:	_ _ _ _ _	_ _	_	

Sample Part Number:	**FSFC36E** _ _ _ _ _	**.G** _	**.G** _	**.R** _
Total Cost $1017 =	$1017	+ N/C	+ N/C	+ N/C

Choices Lateral File Tops
Choices Lateral File Tops are sized to be used with Choices Two-Drawer, Three-Drawer, Four-Drawer and Five-Drawer Lateral Files. They are available for use with a single lateral file or combination of two or four lateral files. Lateral File Tops have a high-pressure laminate surface with vinyl edge. Tops are nominal 1¹/₄" (32) thick.

Note: 18" (457)-deep Lateral File Tops are sized to fit between Return Panels and can also be used in freestanding applications. 36" (914)-deep Lateral File Tops are sized for freestanding applications only.

For non-standard sizes, contact Trendway Custom Solutions 1-800-893-8117.

See Lateral File Top Specification Guide in the Planning section.

Note: Lateral File Tops cannot be used in place of counterbalance weights, ganging or anchoring.

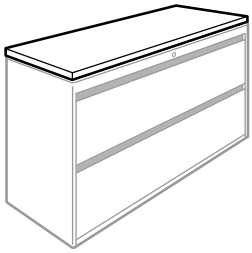

Choices Lateral File Tops

Nominal Depth	Nominal Width	Dimensions Actual Depth	Dimensions Actual Width	List Price Laminate Grade 1	2	3	Catalog Number	Laminate Color	Edge Color
18" (457)	30" (762)	17⁵/₈" (448)	29¹⁵/₁₆" (760)	$215	$226	$266	**LFT1830E**	See Surface Materials Page 7	See Surface Materials Page 11
	36" (914)		35¹⁵/₁₆" (913)	235	252	312	**LFT1836E**		
	42" (1067)		41¹⁵/₁₆" (1065)	260	277	337	**LFT1842E**		
	60" (1524)		59¹⁵/₁₆" (1522)	330	354	444	**LFT1860E**		
	66" (1676)		65¹⁵/₁₆" (1675)	359	383	473	**LFT1866E**		
	72" (1829)		71¹⁵/₁₆" (1827)	383	407	497	**LFT1872E**		
	78" (1981)		77¹⁵/₁₆" (1980)	386	410	500	**LFT1878E**		
	84" (2134)		83¹⁵/₁₆" (2132)	387	411	501	**LFT1884E**		
36" (914)	30" (762)	35" (889)	30³/₁₆" (767)	$312	$336	$426	**LFT3630E**		
	36" (914)		36³/₁₆" (919)	353	377	467	**LFT3636E**		
	42" (1067)		42³/₁₆" (1072)	395	419	509	**LFT3642E**		
	60" (1524)		60³/₁₆" (1529)	450	488	629	**LFT3660E**		
	66" (1676)		66³/₁₆" (1681)	505	554	740	**LFT3666E**		
	72" (1829)		72³/₁₆" (1834)	519	568	754	**LFT3672E**		
	78" (1981)		78³/₁₆" (1986)	523	572	758	**LFT3678E**		
	84" (2134)		84³/₁₆" (2138)	528	577	763	**LFT3684E**		
				Build your complete Part Number here:			_ _ _ _ _	_	_

Sample Part Number:	**LFT1842E** _ _ _ _ _ _	**.J** _	**.K** _
Total Cost $260 =	$260 +	N/C +	N/C

CHOICES LATERAL FILE ACCESSORIES

Choices Lateral File Counterbalance Weights

The Choices Lateral File Counterbalance Weight **provides additional stability and *must be used* for individual lateral files that are not anchored or ganged back- to-back.** All hardware is included for field installation.

Choices Freestanding Traverse Kit

The Choices Freestanding Traverse Kit converts Choices Freestanding Lateral Files and Floor-Supported File Centers from standard side-to-side filing to front-to-back filing.

Note: For each drawer, order one kit for 30" (762)- and 36" (914)-wide lateral files; order two kits for 42" (1067)-wide lateral files. See Lateral File Front-to-Back Conversion Bar Application Guide in the Planning section for further information.

Available in Black only.

Lateral File Dividers

The Lateral File Dividers are freestanding dividers that securely attach magnetically to a shelf or drawer bottom.

Available in Black only.

Choices Label Holders

The Choices Label Holder attaches to freestanding lateral file and pedestal drawers with pull accent strips. Packaged in boxes of 6. Includes label inserts.

Note: The required number of holders are included with each lateral file order; order extra Label Holders only when additional holders are needed.

Available in Clear Plastic only.

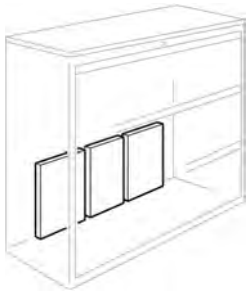

Choices Lateral File Counterbalance Weights

Description	Pieces	List Price	Catalog Number
For Two-Drawer Lateral File	4	$191	ⓔ **CBWL2E**
For Three-Drawer Lateral File	3	165	ⓔ **CBWL3E**
For Four- and Five-Drawer Lateral File	2	84	ⓔ **CBWL4E**

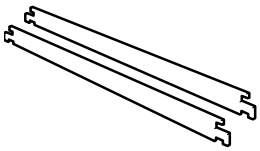

Choices Freestanding Traverse Kit

Description	List Price	Catalog Number
Includes 2 bars.	$21	ⓔ **FSTK**

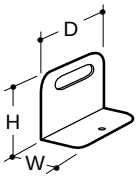

Lateral File Dividers

Dimensions Depth	Width	Height	List Price	Catalog Number
8" (203)	4" (102)	7½" (191)	$92	ⓔ **LFDE**

Includes 3 dividers.

Choices Label Holders

Description	List Price	Catalog Number
Includes 6 label holders.	$31	**LH**

Build your complete Part Number here: _ _ _ _ _

Sample Part Number: **LFDE** _ _ _ _ _

Total Cost $92 = $92

ⓔ notes the item is available on Express

Choices Floor-Supported Pedestals
The Floor-Supported Pedestal mounts beneath the work surface. Includes lockable drawers, ball-bearing slides, 1 5/8" (41) leveling glides and mounting hardware. The 6" (152) drawers have 3/4 extension slides; the 12" (305) drawers fully extend. Pedestals are painted metal. Drawers have pull accent strips across the length of the pull.

Note: One pencil tray is included with the FSP6612E and FSPD6612E. Order drawer dividers and other drawer accessories separately.

Choices Mobile Pedestals
The Mobile Pedestal includes two locking and two non-locking casters, lockable drawers, ball-bearing slides, and a factory-installed counterbalance weight. The 6" (152) drawers have 3/4 extension slides; 12" (305) drawer slides fully extend. Pedestals are painted metal. Drawers have pull accent strips across the length of the pull.

Note: One pencil tray is included with the MP6612E. Order drawer dividers and other drawer accessories separately.

When the key-alike lock option T" is chosen a "disposable" core is assembled in the filing unit to temporarily secure the drawers and doors for transit. The "disposable" cores must be field replaced with Choices Core/Key Sets in order for the Choices filing unit to lock. Core/Key Sets (LCAK) must be ordered separately or by using the keying order form.

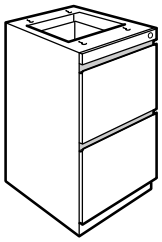
FSP1212E

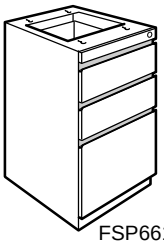
FSP6612E

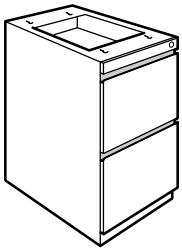
FSPD1212E

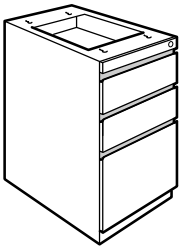
FSPD6612E

Choices Floor-Supported Pedestals

Depth	Dimensions Width	Height	List Price	Catalog Number	Trim Color	Accent Strip Color	Lock
22" (559)	15 3/16" (386)	27 3/4" (705)	$702 736	ⓔ **FSP1212E** ⓔ **FSP6612E**	ⓔ **Standard Finishes No Cost** ⓔ **Premium Finishes + $58** See Surface Materials Page 11	ⓔ **K** Charcoal Or Repeat Trim Color in Standard Smooth Finish For Color Matched.	ⓔ **R No Cost** Random ⓔ ***T Deduct - $9** Key-Alike ***Note:** Be sure to order Core/Key Sets (LCAK) separately (1 per unit)
28" (711)	15 3/16" (386)	27 3/4" (705)	$772 800	**FSPD1212E** **FSPD6612E**			





Choices Mobile Pedestals

Depth	Dimensions Width	Height	List Price	Catalog Number
22" (559)	15 3/16" (386)	27 3/4" (705)	$875 1000	**MP1212E** **MP6612E**

Build your complete Part Number here:	_ _ _ _ _	_	_	_
Sample Part Number:	**FSP6612E** _ _ _ _ _ _	**.J** _	**.K** _	**.R** _
Total Cost $736 =	$736 +	N/C +	N/C +	N/C

ⓔ notes the item is available on Express

Choices 3/4 Mobile Pedestals
The Mobile Pedestal includes two locking and two non-locking casters, lockable drawers, ball-bearing slides, and a factory-installed counterbalance weight. Pedestals are painted metal. Drawers have pull accent strips across the length of the pull.

Note: One pencil tray is included with the MP612E. Order drawer dividers and other drawer accessories separately.

Choices Mobile Pedestal Cushion Top Kit
The Pedestal Cushion Top Kit includes a 1" thick upholstered cushion and four attached Velcro tabs to affix cushion. This cushion top can only be used on Choices Mobile Pedestals.

When the key-alike lock option T" is chosen a "disposable" core is assembled in the filing unit to temporarily secure the drawers and doors for transit. The "disposable" cores must be field replaced with Choices Core/Key Sets in order for the Choices filing unit to lock. Core/Key Sets (LCAK) must be ordered separately or by using the keying order form.

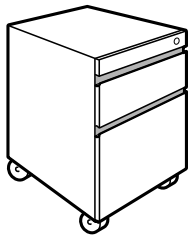

Choices 3/4 Mobile Pedestals

Depth	Dimensions Width	Height	List Price	Catalog Number	Trim Color	Accent Strip Color	Lock
22" (559)	15 3/16" (386)	21" (533)	$945	**MP612E**	**Standard Finishes No Cost** **Premium Finishes + $58** See Surface Materials Page 11	**K** Charcoal Or Repeat Trim Color in Standard Smooth Finish For Color Matched.	**R No Cost** Random ***T Deduct - $9** Key-Alike ***Note:** Be sure to order Core/Key Sets (LCAK) separately (1 per unit)

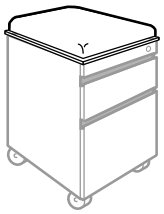

Choices Mobile Pedestal Cushion Top Kit

List Price Fabric Grade A	B	C	D	E	F	G	H	I	J	K	Catalog Number	Seating Fabric Color
$192	$212	$227	$248	$274	$299	$329	$344	$358	$379	$403	**MPCTK**	See Surface Materials
										Build your complete Part Number here:	_ _ _ _ _	_ _ _

Sample Part Number:	**MP612E** _ _ _ _ _ _	**.J** _	**.K** _	**.R** _
Total Cost $945 =	$945 +	N/C +	N/C +	N/C

PEDESTAL AND FILE CENTER ACCESSORIES

Choices Pedestal Divider/Conversion Kit (Also for use with File Centers)

The Pedestal Divider/Conversion Kit is used to divide drawer space in the 6" (152) drawer. The 12" (305) Divider/Conversion Kit is used to divide and compress letter size files, or can convert the 12" (305) drawer to side-to-side or legal-size filing.

Available in Black only.

Choices Pencil Tray

The Pencil Tray organizes small items in both the 6" (152) and 12" (305) Choices Pedestal drawers and Lateral File Center drawers.

Available in Black only.

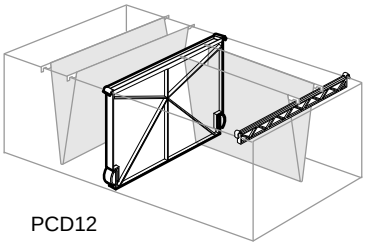

PCD12

Choices Pedestal Divider/Conversion Kit

Width	Dimensions Height	Description	List Price	Catalog Number
12 3/4" (324)	4 5/8" (117)	Includes 5 dividers.	$46	ⓔ PCD6
	9 5/8" (244)	Includes 5 dividers and conversion bars.	75	ⓔ PCD12

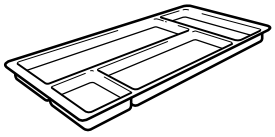

Choices Pencil Tray

Depth	Dimensions Width	Height	Description	List Price	Catalog Number
5 1/2" (140)	13 3/8" (340)	1" (25)	Includes 1 pencil tray.	$17	ⓔ HPPT

Build your complete Part Number here: _ _ _ _ _ _

Sample Part Number: HPPT _ _ _ _ _

Total Cost $17 = $17

ⓔ notes the item is available on Express

Choices Bookcases
The Bookcase is complete with metal top and base with leveling glides. The Two-high case has one adjustable shelf; the three-high case has two adjustable shelves; the four-high case has three adjustable shelves; the five-high case has four adjustable shelves. The shelves are 1" (25)-thick, and adjust in 1/2" (13)-height increments. All Bookcase heights are designed to accommodate standard binders on all shelves.

Additional Bookcase Shelves (BCAS, BCBS, BCCS) are available.

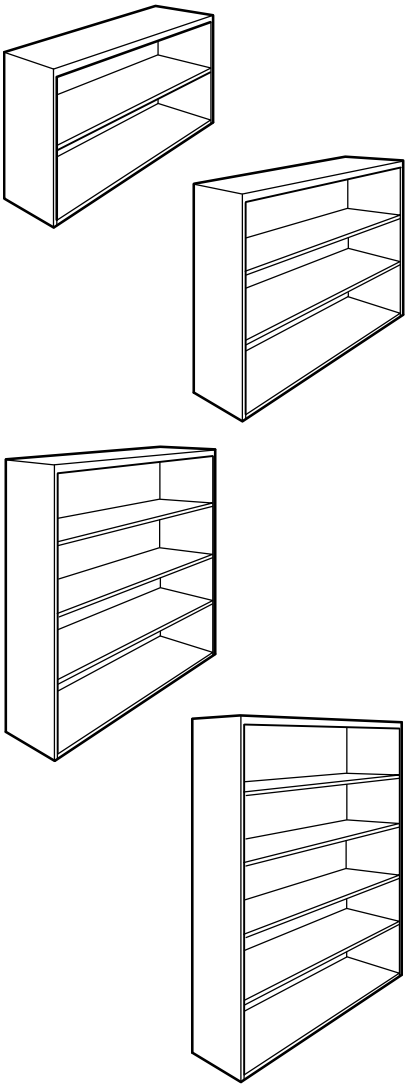

Choices Bookcases

Depth	Dimensions Width	Height	Units High	List Price	Catalog Number	Trim Color
13 3/8" (340)	30" (762)	28" (711)	2-High	$704	**BCA230**	**Standard Finishes No Cost**
		41" (1041)	3-High	825	**BCA330**	
		53 3/8" (1356)	4-High	969	**BCA430**	
		66 3/8" (1686)	5-High	1115	**BCA530**	**Premium Finishes + $71** 2-High
						+ $129 3, 4 and 5-High
13 3/8" (340)	36" (914)	28" (711)	2-High	$725	**BCB236**	See Surface Materials Page 11
		41" (1041)	3-High	846	**BCB336**	
		53 3/8" (1356)	4-High	990	**BCB436**	
		66 3/8" (1686)	5-High	1144	**BCB536**	
13 3/8" (340)	42" (1067)	28" (711)	2-High	$ 808	**BCC242**	
		41" (1041)	3-High	931	**BCC342**	
		53 3/8" (1356)	4-High	1091	**BCC442**	
		66 3/8" (1686)	5-High	1253	**BCC542**	
				Build your complete Part Number here:	_ _ _ _ _	_

Sample Part Number:	**BCB536** _ _ _ _ _	**.Y** _
Total Cost $1144 =	$1144 +	N/C

Choices Bookcase Shelves
Bookcase Shelves are used for additional shelf space. Includes one shelf and mounting hardware. Bookcase Shelves accommodate bookcases purchased after December 9, 2002.

Shelf/File Dividers
Shelf/File Dividers are freestanding dividers that securely attach magnetically to a shelf or drawer bottom. Includes three dividers. Available in all trim colors.

Choices Bookcase Shelves (For BCA, BCB and BCC Bookcases)

Fits Bookcase Width	Dimensions Depth	Actual Width	Height	List Price	Catalog Number	Trim Color
30" (762)	12 7/8" (327)	27 5/8" (702)	1" (25)	$84	**BCAS30**	**Standard Finishes No Cost**
36" (914)		33 5/8" (854)	1" (25)	84	**BCBS36**	
42" (1067)		39 5/8" (1006)	1" (25)	84	**BCCS42**	**Premium Finishes + $23**
						See Surface Materials Page 10

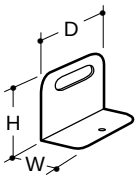

Shelf/File Dividers

Depth	Dimensions Width	Height	List Price	Catalog Number	Trim Color
8" (203)	4" (102)	7 1/2" (191)	$96	**SFDIV**	**Standard Smooth Finish Only**
Includes 3 dividers.					See Surface Materials Page 10

Build your complete Part Number here:	_ _ _ _ _	_

Sample Part Number:	**BCBS36** _ _ _ _ _	**.Y** _
Total Cost $84 =	$84 +	N/C

Terms, Policies & Index

Terms & Policies *190*

Index *196*

1. Prices
Prices shown in this price list are F.O.B. origin, freight prepaid, in the contiguous United States. Trendway Corporation reserves the right to change prices without notice. Trendway may implement price changes effective at time of shipment if shipping date is more than 120 days from date written order was received by Trendway.

Pricing for shipments outside the contiguous United States will be based on the port of departure. Freight will be prepaid to port of departure.

List prices include coverage of prepaid standard, Trendway-specified freight cost.

2. Order Placement
Trendway Corporation requires all orders to be submitted electronically via on-line order entry at www.trendealer.com, or in writing following Ordering Procedures on page 1. Trendway recommends using design software for larger projects which allows the dealer to design, specify, and enter an order more efficiently and accurately which will assure completeness and avoid errors and duplications. The Buyer assumes all responsibility for the correct content of any order which has been acknowledged.

3. Confirmation
Upon receiving an order, Trendway Corporation will send an acknowledgement with exact pricing information and scheduled shipping date. Orders can also be confirmed on-line at www.trendealer.com. Customer is responsible for checking acknowledgements to ensure that the order is correct. Order will be processed as acknowledged.

4. Lead Times
Trendway Corporation reserves the right to alter lead times as demand for products fluctuate. Stated lead times begin after a complete order is entered and scheduled. Shipments are subject to product availability. Special products and larger orders may extend lead times. Orders placed by dealers without a requested delivery date will be assigned a delivery date of 8 business days for Express orders, 4 weeks for standard product orders and 6 weeks for custom product orders. Please contact your customer care representative for exact lead-times.

5. Buyer's Credit
If, in the judgment of Trendway, the financial condition of the Buyer at any time does not justify the terms specified, Trendway may at any time by notice to the Buyer require prepayment or other terms of payment differing from those specified in Section 8 or other satisfactory security to insure prompt payment of invoices.

6. Order Changes
To change an order, the customer must call Trendway Customer Care for order status. If approved, the customer must confirm the changes in writing to Trendway Corporation. Customer agrees to accept any and all charges involved in altering an order. This includes payment, determined by Trendway, for product already in production. Changes in orders also may result in delayed shipments.

7. Cancellation
All cancellations must be approved by Trendway Corporation. **Orders in production cannot be cancelled without incurring substantial or full purchase price.** Customers shall agree to accept any and all charges involved in the cancellation transaction, as determined by Trendway. Non-standard items may not be cancelled.

8. Terms of Sale
Terms of sale on all invoices to approved Trendway customers are Net 30 days from date of invoice. These terms may be changed at any time by Trendway Corporation based on credit rating information available on specific customers. Payment in advance may be requested at the discretion of Trendway without explanation.

9. Taxes
Prices listed do not include any federal, state, local, or other taxes. Purchaser agrees to pay or reimburse any such taxes that Trendway Corporation, Trendway Corporation subcontractors, or suppliers are required to pay. For shipments to AZ, CA, CO, DC, FL, GA, IL, IN, KS, MA, MI, MN, MS, NJ, NY, OH, PA, TX and Canada, add appropriate tax rate. All authorized dealers should ensure that a resale exemption certificate is on file with Trendway Corporation.

10. Past-Due Accounts
Past-due accounts will be charged 1.5% per month. This is an annual rate of 18% or the highest legal rate on the unpaid balance. The purchaser agrees to pay all collection agency fees, court costs, and/or reasonable attorney fees incurred by Trendway in the collection of past-due balances.

11. Customer's Own Material (COM)
The Trendway COM program allows customers to use special materials. By complying with the COM testing for manufacturability procedure in the steps below, Trendway will be able to identify if your material is appropriate for application to the products you specify.

To comply with the COM process, please follow these steps:

1. Select the COM material.
2. Check first with www.trendealer.com/ COM Library, to determine if this material has already passed testing for manufacturability on the intended product.
3. If the material is pre-approved in the COM Library, customer must submit a *COM Guideline Form* (available on www.trendealer.com or from Trendway Customer Care Representative).
4. If the material requested is not in the COM Library, customer must submit a *COM Request Form* on-line at www.trendealer.com, send a sample of the COM material (see Test Yardage Requirements below), and include a list of Trendway product numbers designated for the COM application. Material sample should include pattern name, pattern number and color, manufacturer, direction material should be applied, and Control number from the COM Request Form response.
5. Ship COM samples to:

   U.S. Mail Shipment and
   Customer Care
   Trendway Corporation
   P.O. Box 9016
   Holland, MI 49422-9016

6. You will be notified within five working days by Trendway, whether your COM has been approved or disapproved for application.

TEST YARDAGE REQUIREMENTS	
Choices panels	$1\frac{1}{2}$ yd.
Flipper doors	$\frac{2}{3}$ yd.
Contrada tiles	1 yd.

NOTE: Most fabric houses have a yardage minimum or an upcharge on less than one-yard cuts.

NOTE: All COM applications are priced at Grade 1 or Grade A.

If Buyer desires to use his own material in the production of Trendway's products, it is necessary to obtain the prior written consent of Trendway. Material provided by the Buyer shall be shipped to seller, freight prepaid, and all risk of loss or damage shall remain with Buyer. Buyer must assume

responsibility for any spoilage that takes place in the course of processing or during transportation. Buyer hereby holds Trendway harmless against any and all claims for loss, liability, injury, or damage arising from use of customer material; and Buyer takes full responsibility for performance and quality of customer material. Buyer should also be aware that Buyer-furnished materials will not qualify for UL Listings and may not meet fire codes. Please discuss specific concerns and special needs with Trendway Customer Care PRIOR to placing your order.

11a. Custom Color
Trendway's Custom Color program allows the customer to specify their own color or stain on many of Trendway's products. See www.trendealer.com for product availability, individual product guidelines and lead times. Set up fees and lead times are product specific and will vary.

To request a Custom Color or Stain:

- Complete a Custom Color Request form (available on www.trendealer.com).
- Send request form along with two 2"x3" samples to Trendway Customer Care Color Coordinator.
- After the receipt of the request, Trendway will provide customer with one color sample.
- If approved, Dealer or customer completes custom color form, providing the custom match color number on the back of the sample, signs, and returns by fax or mail to Custom Color Coordinator.
- Samples will be matched under cool white florescent lighting. All orders processed under the Custom Color program will be manufactured within commercially acceptable tolerances.
- Customer Color program is not available within Express lead-time.
- If applicable, dealer will be sent an invoice for $200 color matching fee per customer, per color. See Custom Color Request form for details.

12. Special Product
When Trendway purchases special surface materials (i.e., fabrics and laminates) at the request of the customer, the customer takes full responsibility for the performance and quality of the surface material.

13. Delays
Trendway shall not be liable for loss or damage due to delay in manufacturing or delivery resulting from any cause beyond Trendway's reasonable control, including, but not limited to, compliance with any regulations, orders, or instructions of any Federal, State, or Municipal Government, or any department or agency thereof, acts of God, acts or omissions of Buyer, acts of civil or military authority, fires, strikes, factory shutdowns or alterations, embargoes, war, riot, delays in transportation or inability due to causes beyond Trendway's reasonable control to obtain necessary labor, manufacturing facilities, or material from Trendway's usual sources. In no event shall Trendway be liable for special or consequential damages for any delay for any cause.

14. Postponement of Delivery
If unforeseen circumstances occur, Trendway Corporation may postpone delivery of ordered products. Customer will be notified when such postponement occurs.

15. Storage
When shipment is delayed by the Buyer, Trendway reserves the right to place the goods in storage at customer's risk and cost. Trendway charges 1/4 of 1% of list price per week to cover storage. All terms and conditions of the sale, including but not limited to invoicing and payment, will continue as Buyer-specified destination; except that title remains with Trendway and that Trendway reserves the right to modify payment terms to assure recovery of any additional cost incurred.

16. Transportation
All orders shipped to any destination, within the contiguous United States, will be F.O.B. origin, freight prepaid, and risk of loss or damage shall pass to Buyer upon delivery to carrier. Trendway will determine the method and agency of transportation to be used.

Exceptions to standard prepaid freight are as follows:

- Customer directed expedites (Air Freight, Team Hauls) will be prepaid by Trendway and Customer will be billed the difference between standard and expedited freight.
- Truckload deliveries that are requested to deliver on weekends, Holidays or after 3:00 pm on Friday's will have an additional charge of $450 per truck.
- Excessive unloading (in excess of 4 hours) will be billed at $50 per hour after the initial 4 hour unloading period.
- LTL shipments normally deliver between 8:00 am and 5:00 pm, Monday through Friday. A specific delivery time on your assigned delivery date can be requested for an additional charge of $150. This charge does not apply to full-truckload shipments. Requests for specific dates/times falling outside standard delivery timeframe for the carrier serving your area constitute Expedites (see Customer-Directed Expedites, above). Expedite charges do apply to full-truckload shipments.
- Lift gate service will have an additional charge of $85.
- Inside delivery service starts at $50. Call Customer Care for quote.
- Reconsignment cost after shipment, starts at $50. Call Customer Care for quote.
- Special equipment requirements call for a quote.

In the event that special F.O.B. Destination terms are agreed to by Trendway or delivery is made on Trendway-owned or -leased equipment, customer or authorized representative is responsible for noting any freight damage or shortage on the freight bill of lading at time of delivery and must notify Trendway within five (5) days of delivery day of any such damage or shortage. Assistance in a concealed damage claim on an F.O.B. Destination shipment will be provided by Trendway only if the product has been immediately unpacked and both the carrier and Trendway have been promptly notified of resultant damage so the proper inspection can be made.

Shipping Note:
Trendway strives to minimize packaging to help the environment and to make installations faster and cleaner.

Trendway ships products in using various packaging methods based upon the product type and shipping method (full truck vs. LTL), all of which are designed to provide protection for the product while minimizing packaging materials.

Trendway test packaging designs to ensure their effectiveness.

17. Product Ownership
Title and risk of loss to all goods sold shall pass to Buyer upon Trendway's delivery to Buyer or to a carrier at shipping point. Trendway, however, retains the Purchase Money Security Interest in all goods shipped and the right to perfect same.

18. Damaged Materials
Trendway Corporation is not responsible for shipped products when the common carrier is in receipt of the material. Trendway expects all customers to thoroughly inspect orders on receipt regardless of point of delivery. Clear receipt should not be given on the material until it has been checked for damage in transit. All claims for noted damaged material must be made by the customer to Trendway Customer Care. Concealed damage or damage not noted at time of delivery shall be made by the customer to the common carrier within 15 days after receipt. Trendway assumes no liability for such damage.

19. Shortage on Order
Shortage on ordered products must be reported to Trendway Corporation within five (5) days of product delivery and must be noted on bill of lading at time of delivery.

20. Product Usage and Compliance
Buyer assumes full responsibility for the application of Trendway's product to Buyer's use, and compliance with Trendway installation and maintenance instructions and reasonable load restrictions. Compliance to local code restrictions regarding fire, electrical, and building codes are the responsibility of the customer or his authorized agent.

21. Post-Delivery Assistance
Installation and servicing of Trendway products are normally handled directly by Trendway-authorized dealers. When this is not possible, assistance is available by calling Trendway's Customer Care Department, Holland, Michigan.

22. Returned Goods
As a basic policy, Trendway does not accept returned material, because most items are manufactured per order and are not in stock at the factory. If material is authorized for return because of Trendway error, shipment may be made freight collect. Any other goods for which Trendway does authorize a return will be sent prepaid and a restocking charge of 35% will apply. **To receive authorization to return goods, please contact Trendway's Customer Care Department.**

All Returned Materials Authorizations expire thirty (30) days from date of issue. Any product returned after 30 days will be refused and returned to sender collect.

Electrical components, nonstandard items, Express products, and fabric-covered goods may not be returned. Replacement products will be billed to you with credit being issued upon return of the product in good condition. All goods returned must be in the original Trendway packing cartons. Goods will be inspected for damage upon return. No credit will be issued for goods which are damaged. **As a general statement of policy, return authorization will not be issued for items unless they are Trendway stock items.**

23. Key-Alike Option
The key-alike option is available on all orders. To order key-alike items within a workstation, follow these steps:

- Fill out a key-alike form and submit it with your purchase order. If key-alike orders are placed with your PO or within 30 days of receipt of your order, they will be sent at no charge.
- After 30 days of your PO regardless of your installation date, the cost of key-alike requests will be $3.00 net per core and key, if the quantity exceeds 10.

Note: Credit will not be issued for return of unused cores and key's.

Key-Alike forms are available on www.trendealer.com or through Trendway Customer Care.

24. Special Marking or Tagging
Special tagging is available on all orders free of charge. Trendway suggests this option to simplify the staging and installation of product. **Tag designations must be specified at the time an order is placed.**

25. Trendway Field Technical and Installation Support:

On-site field measurement and installation support is available as a service. The fees are listed below:

Field Measurement Assistance: 1 Day on-Site, $1,800.00

Field Installation Assistance: 3 Days on-site, $3,000.00

These fees are based on a minimum 14 business days advanced notification and booking. Service requests booked less than 14 business days in advance may be subject to additional fees due to added travel cost. For more information or to place a request, contact Trendway Customer Care at 1-616-399-3900.

Find the most current terms and conditions on www.Trendealer.com, in the Price List section.

Limited Lifetime Warranty

Trendway Corporation warrants to the original purchaser that the products described in its price lists, sold after August 1, 2004 will be free from defects in materials and workmanship commencing with the date of initial purchase and continuing for as long as the original owner uses these products. This warranty provides limits on the following products:

	Systems	Architectural Products	Seating
10 Year	•Electrical Components •Height-Adjustable Table Frame		•Pneumatic Cylinders •Mechanisms •Magnus Olesen
5 Year	•Drawer Slides •Systems Textiles •Finishes •Electronic Ballasts •Height-Adjustable Table Mechanical Components	•System Textiles •Finishes	
3 Year	•Veneer •Magnetic Ballasts		•Trim •Foam •Upholstery •Arm Pads
2 Year	•Surface Trend Fabrics •Height-Adjustable Table Electrical Components	•Surface Trend Fabrics	
1 Year	•Non-Standard Product •Personal Task Lighting	•Non-Standard Product •TrendWall® Flooring Solutions	•Non-Standard Product
Not Covered	•Light Bulbs •Customer's Own Material	•Customer's Own Material	•Customer's Own Material

The following exceptions apply to all product lines:
- The Trendway warranty applies to normal three shift office use, with the exception of seating. Seating is warranted for single-shift usage.
- Damage caused by improper treatment of the product including exposure to unusual environmental conditions (extreme climates, acids, and moisture)

This comprehensive warranty applies to all products installed or reconfigured by a Trendway authorized installer. Trendway will repair, or at its option, replace defective merchandise, free of charge, which, when used normally and pursuant to Trendway's published instructions, and applicable planning guide information, prove to be defective within the period stated. This remedy is expressly agreed to be exclusive as a condition of sale. No person is authorized to assume for Trendway any warranty liability, except as expressly set forth in this paragraph, or set forth in writing by an authorized officer of the company at its headquarters in Holland, Michigan.

Any and all labor charge backs must be pre-approved by Trendway's Customer Care Manager in writing. Trendway will reimburse authorized Trendway dealers and service centers for approved warranty labor during the first year of use.

This warranty does not apply to damage resulting from accident, alteration, transport, or misuse, as well as damage from normal wear and tear such as dents, nicks, scratches, fading and improper maintenance. Trendway employs quality measures to ensure color consistency in our products. However, due to the effects of light and other environmental factors, no guarantee can be made for an exact match to product in an existing installation.

Natural variations occurring in materials such as wood and leather are not considered defects, and Trendway does not warrant the matching of colors, grains, textures or colorfastness of these materials.

Trendway provides a three-year warranty on veneer products for quality and craftsmanship. Due to the natural properties of wood, the following are not covered under this warranty:
- Changes in wood color resulting from exposure to light or aging
- Natural color variation between wood veneer and solid wood pieces, or resulting from veneer lay-up
- Natural variation in wood grain or the presence of character marks
- Normal wear and tear
- Exact match to swatch materials

Trendway makes no warranty to purchasers who acquire products for personal, family, or household purposes, or to purchasers acquiring the product other than directly from Trendway Corporation, its authorized dealers, or others who are specifically authorized by Trendway to sell such products. Trendway's liability with respect to its products shall not exceed that expressly set forth above irrespective of the theory upon which a claim might be based, including negligence. Under no circumstances shall Trendway be liable for incidental or consequential damages. Original product label must be attached to the product in question.

The warranty period is not interrupted or prolonged by the performance of a service under the terms of the warranty. There are no other warranties except as expressly set forth above, either express or implied, including any warranty of design, merchantability or fitness for any purpose.

This warranty supersedes all previously printed Trendway warranties.

Trendway Corporation
13467 Quincy St., Holland MI 49422-9016
www.trendway.com 09.12

Catalog No.	Description	Page
AKM2	Adjustable Keyboard and Mouse Platform	94
AKM3	Adjustable Tilt Keyboard and Mouse Platform	94
APWSL244830	Arc Peninsula Work Surfaces – Left-Hand	81
APWSL246030	Arc Peninsula Work Surfaces – Left-Hand	81
APWSL307236	Arc Peninsula Work Surfaces – Left-Hand	81
APWSL308436	Arc Peninsula Work Surfaces – Left-Hand	81
APWSR304824	Arc Peninsula Work Surfaces – Right-Hand	80
APWSR306024	Arc Peninsula Work Surfaces – Right-Hand	80
APWSR367230	Arc Peninsula Work Surfaces – Right-Hand	80
APWSR368430	Arc Peninsula Work Surfaces – Right-Hand	80
AS24	Accent Strip	101, 158
AS30	Accent Strip	101, 158
AS36	Accent Strip	101, 158
AS42	Accent Strip	101, 158
AS48	Accent Strip	101, 158
AS60	Accent Strip	101, 158
AS66	Accent Strip	101, 158
AS72	Accent Strip	101, 158
ASCS36	Accent Strip for Corner Shelves	102
ASCS42	Accent Strip for Corner Shelves	102
ASCS48	Accent Strip for Corner Shelves	102
ASFRCS36	Accent Strip for Freestanding Corner Shelf Unit	158
ASFRCS42	Accent Strip for Freestanding Corner Shelf Unit	158
ASFRCS48	Accent Strip for Freestanding Corner Shelf Unit	158
ATWSL302424	Arc Transition Work Surfaces – Left-Hand	66
ATWSL303024	Arc Transition Work Surfaces – Left-Hand	66
ATWSL303624	Arc Transition Work Surfaces – Left-Hand	66
ATWSL304224	Arc Transition Work Surfaces – Left-Hand	66
ATWSL304824	Arc Transition Work Surfaces – Left-Hand	66
ATWSL305424	Arc Transition Work Surfaces – Left-Hand	66
ATWSL306024	Arc Transition Work Surfaces – Left-Hand	66
ATWSL306624	Arc Transition Work Surfaces – Left-Hand	66
ATWSL307224	Arc Transition Work Surfaces – Left-Hand	66
ATWSR242430	Arc Transition Work Surfaces – Right-Hand	66
ATWSR243030	Arc Transition Work Surfaces – Right-Hand	66
ATWSR243630	Arc Transition Work Surfaces – Right-Hand	66
ATWSR244230	Arc Transition Work Surfaces – Right-Hand	66
ATWSR244830	Arc Transition Work Surfaces – Right-Hand	66
ATWSR245430	Arc Transition Work Surfaces – Right-Hand	66
ATWSR246030	Arc Transition Work Surfaces – Right-Hand	66
ATWSR246630	Arc Transition Work Surfaces – Right-Hand	66
ATWSR247230	Arc Transition Work Surfaces – Right-Hand	66
AWSR36	Adjustable Wall Starter Rail	44
AWSR42	Adjustable Wall Starter Rail	44
AWSR48	Adjustable Wall Starter Rail	44
AWSR54	Adjustable Wall Starter Rail	44
AWSR62	Adjustable Wall Starter Rail	44
AWSR66	Adjustable Wall Starter Rail	44
AWSR78	Adjustable Wall Starter Rail	44
AWSR84	Adjustable Wall Starter Rail	44
BCA230	Bookcases - 2-High	186
BCA330	Bookcases - 3-High	186
BCA430	Bookcases - 4-High	186
BCA530	Bookcases - 5-High	186
BCAS30	Bookcase Shelves (For BCA, BCB and BCC Bookcases)	187
BCAS36	Bookcase Shelves (For BCA, BCB and BCC Bookcases)	187
BCAS42	Bookcase Shelves (For BCA, BCB and BCC Bookcases)	187
BCB236	Bookcases - 2-High	186
BCB336	Bookcases - 3-High	186
BCB436	Bookcases - 4-High	186
BCB536	Bookcases - 5-High	186
BCC242	Bookcases - 2-High	186
BCC342	Bookcases - 3-High	186
BCC442	Bookcases - 4-High	186
BCC542	Bookcases - 5-High	186
BD3660	Bowed Top Desks	131
BD3666	Bowed Top Desks	131
BD3672	Bowed Top Desks	131
BFH	Base Feed	56
BFHNY	New York Base Feed	56
BFHSF	San Francisco Base Feed	16
BFP	Base Feed	56
BRKT	C-Leg 90-degree Base Stabilizer Bracket	167
BWCC2414	Bowed Counter Caps	89, 161
BWCC3014	Bowed Counter Caps	89, 161
BWCC3614	Bowed Counter Caps	89, 161
BWCC4214	Bowed Counter Caps	89, 161
BWCC4814	Bowed Counter Caps	89, 161
BWCC5414	Bowed Counter Caps	89, 161
BWCC6014	Bowed Counter Caps	89, 161
BWCC6614	Bowed Counter Caps	89, 161
BWCC7214	Bowed Counter Caps	89, 161
CBWL2E	Lateral File Counterbalance Weights	182
CBWL3E	Lateral File Counterbalance Weights	182
CBWL4E	Lateral File Counterbalance Weights	182
CCCWB	Corner Wood Top Caps - Retrofit	40
CCND30B	90 Degree Covers	42
CCND36B	90 Degree Covers	42
CCND42B	90 Degree Covers	42
CCND48B	90 Degree Covers	42
CCND54B	90 Degree Covers	42
CCND62B	90 Degree Covers	42
CCND66B	90 Degree Covers	42
CCND78B	90 Degree Covers	42
CCND84B	90 Degree Covers	42
CCTW30B	Three-Way Covers	42
CCTW36B	Three-Way Covers	42
CCTW42B	Three-Way Covers	42
CCTW48B	Three-Way Covers	42
CCTW54B	Three-Way Covers	42
CCTW62B	Three-Way Covers	42
CCTW66B	Three-Way Covers	42
CCTW78B	Three-Way Covers	42
CCTW84B	Three-Way Covers	42
CD2436	Corner Desks	133
CD2442	Corner Desks	133
CD2448	Corner Desks	133
CD3036	Corner Desks	133
CD3042	Corner Desks	133
CD3048	Corner Desks	133
CD246036	Extended Corner Desks – Left	136
CD246636	Extended Corner Desks – Left	136
CD247236	Extended Corner Desks – Left	136
CD246042	Extended Corner Desks – Left	136
CD246642	Extended Corner Desks – Left	136
CD247242	Extended Corner Desks – Left	136
CD246048	Extended Corner Desks – Left	136
CD246648	Extended Corner Desks – Left	136
CD247248	Extended Corner Desks – Left	136
CD306036	Extended Corner Desks – Left	136
CD306636	Extended Corner Desks – Left	136
CD307236	Extended Corner Desks – Left	136

Catalog No.	Description	Page
CD306042	Extended Corner Desks – Left	136
CD306642	Extended Corner Desks – Left	136
CD307242	Extended Corner Desks – Left	136
CD306048	Extended Corner Desks – Left	136
CD306648	Extended Corner Desks – Left	136
CD307248	Extended Corner Desks – Left	136
CD243660	Extended Corner Desks – Right	136
CD243666	Extended Corner Desks – Right	136
CD243672	Extended Corner Desks – Right	136
CD244260	Extended Corner Desks – Right	136
CD244266	Extended Corner Desks – Right	136
CD244272	Extended Corner Desks – Right	136
CD244860	Extended Corner Desks – Right	136
CD244866	Extended Corner Desks – Right	136
CD244872	Extended Corner Desks – Right	136
CD303660	Extended Corner Desks – Right	136
CD303666	Extended Corner Desks – Right	136
CD303672	Extended Corner Desks – Right	136
CD304260	Extended Corner Desks – Right	136
CD304266	Extended Corner Desks – Right	136
CD304272	Extended Corner Desks – Right	136
CD304860	Extended Corner Desks – Right	136
CD304866	Extended Corner Desks – Right	136
CD304872	Extended Corner Desks – Right	136
CDW	Center Drawer	95
CFTP	Ceiling Feed forTele-Com Power Pole	57
CFTP144	Ceiling Feed forTele-Com Power Pole	57
CHC4B	Change of Height Covers	43
CHC6B	Change of Height Covers	43
CHC8B	Change of Height Covers	43
CHC12B	Change of Height Covers	43
CHC14B	Change of Height Covers	43
CHC18B	Change of Height Covers	43
CHC20B	Change of Height Covers	43
CHC22B	Change of Height Covers	43
CHC24B	Change of Height Covers	43
CHC30B	Change of Height Covers	43
CHC32B	Change of Height Covers	43
CHC36B	Change of Height Covers	43
CHS4WTC	Four-Way Top Cap	42
CHSSCFU24	Choices Slow Close Steel Flipper Door	97
CHSSCFU30	Choices Slow Close Steel Flipper Door	97
CHSSCFU36	Choices Slow Close Steel Flipper Door	97
CHSSCFU42	Choices Slow Close Steel Flipper Door	97
CHSSCFU48	Choices Slow Close Steel Flipper Door	97
CHSSCFU60	Choices Slow Close Steel Flipper Door	97
CHSSDLH	Choices System Sliding Door – Left-Hand	37
CHSSDRH	Choices System Sliding Door – Right-Hand	37
CHSSDLHDJ	Choices Sliding Door Jamb – Left-Hand	37
CHSSDRHDJ	Choices Sliding Door Jamb – Right-Hand	37
CHSSW24	Choices Slatwall	116
CHSSW30	Choices Slatwall	116
CHSSW36	Choices Slatwall	116
CHSSW42	Choices Slatwall	116
CHSSW48	Choices Slatwall	116
CHSSW36KIT	Choices Slatwall Kit	116
CHSSW48KIT	Choices Slatwall Kit	116
CHT4B	Change of Height Two-Way Covers	43
CHT6B	Change of Height Two-Way Covers	43
CHT8B	Change of Height Two-Way Covers	43
CHT12B	Change of Height Two-Way Covers	43
CHT14B	Change of Height Two-Way Covers	43
CHT18B	Change of Height Two-Way Covers	43

Catalog No.	Description	Page
CHT20B	Change of Height Two-Way Covers	43
CHT22B	Change of Height Two-Way Covers	43
CHT24B	Change of Height Two-Way Covers	43
CHT30B	Change of Height Two-Way Covers	43
CHT32B	Change of Height Two-Way Covers	43
CHT36B	Change of Height Two-Way Covers	43
CLEGBKTPR	C-Leg Cantilever Bracket Pair	167
CLS36	Corner Low Screens	160
CLS42	Corner Low Screens	160
CLS48	Corner Low Screens	160
CM552	Communication Modules	58
CM553	Communication Modules	58
CM553BW	Communication Modules	58
CM554	Communication Modules	58
CM555	Communication Modules	58
CM6666	Communication Modules	58
CPCD2448	Cockpit Corner Desks	133
CPUH	CPU Holder	94
CPWS2448	Cockpit Corner Work Surface	68
CRK	Core Installation/Removal Key	15, 20
CST14	Corner Section Tops	90
CSUSBD11	USB Duplexes	55
CSUSBD12	USB Duplexes	55
CSUSBD13	USB Duplexes	55
CSUSBD14	USB Duplexes	55
CSUSBD61	USB Duplexes	55
CSUSBD62	USB Duplexes	55
CSUSBD63	USB Duplexes	55
CSUSBD64	USB Duplexes	55
CTWSL2442	Corner Transaction Work Surface-Left	83
CTWSL2454	Corner Transaction Work Surface-Left	83
CTWSL3054	Corner Transaction Work Surface-Left	83
CTWSR2442	Corner Transaction Work Surface-Right	83
CTWSR2454	Corner Transaction Work Surface-Right	83
CTWSR3054	Corner Transaction Work Surface-Right	83
CU30	Cabinet Units - Painted Front	155
CU36	Cabinet Units - Painted Front	155
CU42	Cabinet Units - Painted Front	155
CU48	Cabinet Units - Painted Front	155
CU60	Cabinet Units - Painted Front	155
CU66	Cabinet Units - Painted Front	155
CU72	Cabinet Units - Painted Front	155
CUF30	Cabinet Units - Fabric Front	155
CUF36	Cabinet Units - Fabric Front	155
CUF42	Cabinet Units - Fabric Front	155
CUF48	Cabinet Units - Fabric Front	155
CUF60	Cabinet Units - Fabric Front	155
CUF66	Cabinet Units - Fabric Front	155
CUF72	Cabinet Units - Fabric Front	155
CUFF30	Cabinet Units - Fabric Front	168
CUFF36	Cabinet Units - Fabric Front	168
CUFF42	Cabinet Units - Fabric Front	168
CUFF48	Cabinet Units - Fabric Front	168
CUFF60	Cabinet Units - Fabric Front	168
CUFF66	Cabinet Units - Fabric Front	168
CUFF72	Cabinet Units - Fabric Front	168
CUPF30	Cabinet Units - Painted Front	168
CUPF36	Cabinet Units - Painted Front	168
CUPF42	Cabinet Units - Painted Front	168
CUPF48	Cabinet Units - Painted Front	168
CUPF60	Cabinet Units - Painted Front	168
CUPF66	Cabinet Units - Painted Front	168
CUPF72	Cabinet Units - Painted Front	168

Catalog No.	Description	Page
CWS2436	Corner Work Surfaces - Curved and Straight	67
CWS2442	Corner Work Surfaces - Curved and Straight	67
CWS2448	Corner Work Surfaces - Curved and Straight	67
CWS3036	Corner Work Surfaces - Curved and Straight	67
CWS3042	Corner Work Surfaces - Curved and Straight	67
CWS3048	Corner Work Surfaces - Curved and Straight	67
CWWS1712	Corner Wedge Work Surface	64
DD236E	Double-Door Storage Units	178
DD336E	Double-Door Storage Units	178
DD536E	Double-Door Storage Units	178
DWM48	Dual Wall Mounts	119
DWM66	Dual Wall Mounts	119
DWM84	Dual Wall Mounts	119
DWS3060	D-Shaped Peninsula Work Surfaces	76
DWS3066	D-Shaped Peninsula Work Surfaces	76
DWS3072	D-Shaped Peninsula Work Surfaces	76
DWS3660	D-Shaped Peninsula Work Surfaces	76
DWS3666	D-Shaped Peninsula Work Surfaces	76
DWS3672	D-Shaped Peninsula Work Surfaces	76
EBFH	End Mount Base Feed	56
ECC20	Electrical Contact Cover	58
ECM	Electrical Communications Monument	152
ECPCDL246048	Extended Cockpit Corner Desks - Left-Hand	138
ECPCDL246648	Extended Cockpit Corner Desks - Left-Hand	138
ECPCDL247248	Extended Cockpit Corner Desks - Left-Hand	138
ECPCDR244860	Extended Cockpit Corner Desks - Right-Hand	138
ECPCDR244866	Extended Cockpit Corner Desks - Right-Hand	138
ECPCDR244872	Extended Cockpit Corner Desks - Right-Hand	138
ECPWSL246048	Extended Cockpit Corner Work Surfaces - Left-Hand	70
ECPWSL246648	Extended Cockpit Corner Work Surfaces - Left-Hand	70
ECPWSL247248	Extended Cockpit Corner Work Surfaces - Left-Hand	70
ECPWSL246048	Extended Cockpit Corner Work Surfaces - Left-Hand	70
ECPWSL246648	Extended Cockpit Corner Work Surfaces - Left-Hand	70
ECPWSL247248	Extended Cockpit Corner Work Surfaces - Left-Hand	70
ECPWSL247848	Extended Cockpit Corner Work Surfaces - Left-Hand	70
ECPWSL248448	Extended Cockpit Corner Work Surfaces - Left-Hand	70
ECPWSL249048	Extended Cockpit Corner Work Surfaces - Left-Hand	70
ECPWSL249648	Extended Cockpit Corner Work Surfaces - Left-Hand	70
ECPWSR244860	Extended Cockpit Corner Work Surfaces - Right-Hand	69
ECPWSR244866	Extended Cockpit Corner Work Surfaces - Right-Hand	69
ECPWSR244872	Extended Cockpit Corner Work Surfaces - Right-Hand	69
ECPWSR244878	Extended Cockpit Corner Work Surfaces - Right-Hand	69
ECPWSR244884	Extended Cockpit Corner Work Surfaces - Right-Hand	69
ECPWSR244890	Extended Cockpit Corner Work Surfaces - Right-Hand	69
ECPWSR244896	Extended Cockpit Corner Work Surfaces - Right-Hand	69
ECVH4	Variable Height Wood End Caps	41
ECVH6	Variable Height Wood End Caps	41
ECVH8	Variable Height Wood End Caps	41
ECVH12	Variable Height Wood End Caps	41
ECVH14	Variable Height Wood End Caps	41
ECVH18	Variable Height Wood End Caps	41
ECVH20	Variable Height Wood End Caps	41
ECVH22	Variable Height Wood End Caps	41
ECVH24	Variable Height Wood End Caps	41
ECVH30	Variable Height Wood End Caps	41
ECVH32	Variable Height Wood End Caps	41
ECVH36	Variable Height Wood End Caps	41
ECVH42	Variable Height Wood End Caps	41
ECVH54	Variable Height Wood End Caps	41
ECW30B	Full Height Wood End Caps	41
ECW42B	Full Height Wood End Caps	41
ECW48B	Full Height Wood End Caps	41
ECW54B	Full Height Wood End Caps	41
ECW62B	Full Height Wood End Caps	41
ECW66B	Full Height Wood End Caps	41
ECW84B	Full Height Wood End Caps	41
ECWSL246036	Extended Corner Work Surfaces — Curved and Straight - Left-Hand	75
ECWSL246636	Extended Corner Work Surfaces — Curved and Straight - Left-Hand	75
ECWSL247236	Extended Corner Work Surfaces — Curved and Straight - Left-Hand	75
ECWSL247836	Extended Corner Work Surfaces — Curved and Straight - Left-Hand	75
ECWSL248436	Extended Corner Work Surfaces — Curved and Straight - Left-Hand	75
ECWSL249036	Extended Corner Work Surfaces — Curved and Straight - Left-Hand	75
ECWSL249636	Extended Corner Work Surfaces — Curved and Straight - Left-Hand	75
ECWSL246042	Extended Corner Work Surfaces — Curved and Straight - Left-Hand	75
ECWSL246642	Extended Corner Work Surfaces — Curved and Straight - Left-Hand	75
ECWSL247242	Extended Corner Work Surfaces — Curved and Straight - Left-Hand	75
ECWSL247842	Extended Corner Work Surfaces — Curved and Straight - Left-Hand	75
ECWSL248442	Extended Corner Work Surfaces — Curved and Straight - Left-Hand	75
ECWSL249042	Extended Corner Work Surfaces — Curved and Straight - Left-Hand	75
ECWSL249642	Extended Corner Work Surfaces — Curved and Straight - Left-Hand	75
ECWSL246048	Extended Corner Work Surfaces — Curved and Straight - Left-Hand	75
ECWSL246648	Extended Corner Work Surfaces — Curved and Straight - Left-Hand	75
ECWSL247248	Extended Corner Work Surfaces — Curved and Straight - Left-Hand	75
ECWSL247848	Extended Corner Work Surfaces — Curved and Straight - Left-Hand	75
ECWSL248448	Extended Corner Work Surfaces — Curved and Straight - Left-Hand	75
ECWSL249048	Extended Corner Work Surfaces — Curved and Straight - Left-Hand	75
ECWSL249648	Extended Corner Work Surfaces — Curved and Straight - Left-Hand	75
ECWSL306036	Extended Corner Work Surfaces —	

Catalog No.	Description	Page
	Curved and Straight - Left-Hand	75
ECWSL306636	Extended Corner Work Surfaces — Curved and Straight - Left-Hand	75
ECWSL307236	Extended Corner Work Surfaces — Curved and Straight - Left-Hand	75
ECWSL308436	Extended Corner Work Surfaces — Curved and Straight - Left-Hand	75
ECWSL309636	Extended Corner Work Surfaces — Curved and Straight - Left-Hand	75
ECWSL306042	Extended Corner Work Surfaces — Curved and Straight - Left-Hand	75
ECWSL306642	Extended Corner Work Surfaces — Curved and Straight - Left-Hand	75
ECWSL307242	Extended Corner Work Surfaces — Curved and Straight - Left-Hand	75
ECWSL308442	Extended Corner Work Surfaces — Curved and Straight - Left-Hand	75
ECWSL309642	Extended Corner Work Surfaces — Curved and Straight - Left-Hand	75
ECWSL306048	Extended Corner Work Surfaces — Curved and Straight - Left-Hand	75
ECWSL306648	Extended Corner Work Surfaces — Curved and Straight - Left-Hand	75
ECWSL307248	Extended Corner Work Surfaces — Curved and Straight - Left-Hand	75
ECWSL308448	Extended Corner Work Surfaces — Curved and Straight - Left-Hand	75
ECWSL309648	Extended Corner Work Surfaces — Curved and Straight - Left-Hand	75
ECWSR243660	Extended Corner Work Surfaces — Curved and Straight - Right-Hand	73
ECWSR243666	Extended Corner Work Surfaces — Curved and Straight - Right-Hand	73
ECWSR243672	Extended Corner Work Surfaces — Curved and Straight - Right-Hand	73
ECWSR243678	Extended Corner Work Surfaces — Curved and Straight - Right-Hand	73
ECWSR243684	Extended Corner Work Surfaces — Curved and Straight - Right-Hand	73
ECWSR243690	Extended Corner Work Surfaces — Curved and Straight - Right-Hand	73
ECWSR243696	Extended Corner Work Surfaces — Curved and Straight - Right-Hand	73
ECWSR244260	Extended Corner Work Surfaces — Curved and Straight - Right-Hand	73
ECWSR244266	Extended Corner Work Surfaces — Curved and Straight - Right-Hand	73
ECWSR244272	Extended Corner Work Surfaces — Curved and Straight - Right-Hand	73
ECWSR244278	Extended Corner Work Surfaces — Curved and Straight - Right-Hand	73
ECWSR244284	Extended Corner Work Surfaces — Curved and Straight - Right-Hand	73
ECWSR244290	Extended Corner Work Surfaces — Curved and Straight - Right-Hand	73
ECWSR244296	Extended Corner Work Surfaces — Curved and Straight - Right-Hand	73
ECWSR244860	Extended Corner Work Surfaces — Curved and Straight - Right-Hand	73
ECWSR244866	Extended Corner Work Surfaces — Curved and Straight - Right-Hand	73
ECWSR244872	Extended Corner Work Surfaces — Curved and Straight - Right-Hand	73
ECWSR244878	Extended Corner Work Surfaces — Curved and Straight - Right-Hand	73
ECWSR244884	Extended Corner Work Surfaces — Curved and Straight - Right-Hand	73
ECWSR244890	Extended Corner Work Surfaces — Curved and Straight - Right-Hand	73
ECWSR244896	Extended Corner Work Surfaces Curved and Straight - Right-Hand	73
ECWSR303660	Extended Corner Work Surfaces — Curved and Straight - Right-Hand	73
ECWSR303666	Extended Corner Work Surfaces — Curved and Straight - Right-Hand	73
ECWSR303672	Extended Corner Work Surfaces — Curved and Straight - Right-Hand	73
ECWSR303684	Extended Corner Work Surfaces — Curved and Straight - Right-Hand	73
ECWSR303696	Extended Corner Work Surfaces — Curved and Straight - Right-Hand	73
ECWSR304260	Extended Corner Work Surfaces — Curved and Straight - Right-Hand	73
ECWSR304266	Extended Corner Work Surfaces — Curved and Straight - Right-Hand	73
ECWSR304272	Extended Corner Work Surfaces — Curved and Straight - Right-Hand	73
ECWSR304284	Extended Corner Work Surfaces — Curved and Straight - Right-Hand	73
ECWSR304296	Extended Corner Work Surfaces — Curved and Straight - Right-Hand	73
ECWSR304860	Extended Corner Work Surfaces — Curved and Straight - Right-Hand	73
ECWSR304866	Extended Corner Work Surfaces — Curved and Straight - Right-Hand	73
ECWSR304872	Extended Corner Work Surfaces — Curved and Straight - Right-Hand	73
ECWSR304884	Extended Corner Work Surfaces — Curved and Straight - Right-Hand	73
ECWSR304896	Extended Corner Work Surfaces — Curved and Straight - Right-Hand	73
ED3060	Extended Top Desks	131
ED3066	Extended Top Desks	131
ED3072	Extended Top Desks	131
ED3660	Extended Top Desks	131
ED3666	Extended Top Desks	131
ED3672	Extended Top Desks	131
EDDL604824	Extended D-Shaped Peninsula Desks — Left-Hand	144
EDDL724824	Extended D-Shaped Peninsula Desks — Left-Hand	144
EDDL724830	Extended D-Shaped Peninsula Desks — Left-Hand	144
EDDR244860	Extended D-Shaped Peninsula Desks — Right-Hand	144
EDDR244872	Extended D-Shaped Peninsula Desks — Right-Hand	144
EDDR304872	Extended D-Shaped Peninsula Desks — Right-Hand	144
EDWSL604824	Extended D-Shaped Peninsula Work Surfaces - Left-Hand	79
EDWSL724824	Extended D-Shaped Peninsula Work Surfaces - Left-Hand	79
EDWSL724830	Extended D-Shaped Peninsula Work Surfaces - Left-Hand	79

Catalog No.	Description	Page
EDWSR244860	Extended D-Shaped Peninsula Work Surfaces - Right-Hand	78
EDWSR244872	Extended D-Shaped Peninsula Work Surfaces - Right-Hand	78
EDWSR304872	Extended D-Shaped Peninsula Work Surfaces - Right-Hand	78
ENP2429	Choices Work Surface End Panels	92
ENP3029	Choices Work Surface End Panels	92
ENPC2429	Contrada to Choices End Panels	92
ENPC3029	Contrada to Choices End Panels	92
EQWS24	Exterior Quarter Curved Work Surface	87
FAPABCK12	Choices Original to Enhanced FAP Panel Compatibility Kit	54
FAPABCK18	Choices Original to Enhanced FAP Panel Compatibility Kit	54
FAPABCK24	Choices Original to Enhanced FAP Panel Compatibility Kit	54
FAPABCK30	Choices Original to Enhanced FAP Panel Compatibility Kit	54
FAPABCK36	Choices Original to Enhanced FAP Panel Compatibility Kit	54
FAPABCK42	Choices Original to Enhanced FAP Panel Compatibility Kit	54
FAPABCK48	Choices Original to Enhanced FAP Panel Compatibility Kit	54
FAPBACK12	Choices Enhanced to Original FAP Panel Compatibility Kit	55
FAPBACK18	Choices Enhanced to Original FAP Panel Compatibility Kit	55
FAPBACK24	Choices Enhanced to Original FAP Panel Compatibility Kit	55
FAPBACK30	Choices Enhanced to Original FAP Panel Compatibility Kit	55
FAPBACK36	Choices Enhanced to Original FAP Panel Compatibility Kit	55
FAPBACK42	Choices Enhanced to Original FAP Panel Compatibility Kit	55
FAPBACK48	Choices Enhanced to Original FAP Panel Compatibility Kit	55
FCCWB	Four-Way Wood Top Cap	40
FCS36	Full End Corner Shelves	102
FCS42	Full End Corner Shelves	102
FCS48	Full End Corner Shelves	102
FD24	Flipper Doors - Painted or Fabric Fronts	100
FD30	Flipper Doors - Painted or Fabric Fronts	100
FD36	Flipper Doors - Painted or Fabric Fronts	100
FD42	Flipper Doors - Painted or Fabric Fronts	100
FD48	Flipper Doors - Painted or Fabric Fronts	100
FD60	Flipper Doors - Painted or Fabric Fronts	100
FDC24	Flipper Door Conversion Kits - Painted or Fabric Front	99, 157
FDC30	Flipper Door Conversion Kits - Painted or Fabric Front	99, 157
FDC36	Flipper Door Conversion Kits - Painted or Fabric Front	99, 157
FDC42	Flipper Door Conversion Kits - Painted or Fabric Front	99, 157
FDC48	Flipper Door Conversion Kits - Painted or Fabric Front	99, 157
FDC60	Flipper Door Conversion Kits - Painted or Fabric Front	99, 157
FES24	Full End Shelves	101
FES30	Full End Shelves	101
FES36	Full End Shelves	101
FES42	Full End Shelves	101
FES48	Full End Shelves	101
FES60	Full End Shelves	101
FGP1242B	Full Open and Full Glazed Panels	32
FGP1248B	Full Open and Full Glazed Panels	32
FGP1254B	Full Open and Full Glazed Panels	32
FGP1262B	Full Open and Full Glazed Panels	32
FGP1266B	Full Open and Full Glazed Panels	32
FGP1278B	Full Open and Full Glazed Panels	32
FGP1284B	Full Open and Full Glazed Panels	32
FGP2442B	Full Open and Full Glazed Panels	32
FGP2448B	Full Open and Full Glazed Panels	32
FGP2454B	Full Open and Full Glazed Panels	32
FGP2462B	Full Open and Full Glazed Panels	32
FGP2466B	Full Open and Full Glazed Panels	32
FGP2478B	Full Open and Full Glazed Panels	32
FGP2484B	Full Open and Full Glazed Panels	32
FGP3042B	Full Open and Full Glazed Panels	32
FGP3048B	Full Open and Full Glazed Panels	32
FGP3054B	Full Open and Full Glazed Panels	32
FGP3062B	Full Open and Full Glazed Panels	32
FGP3066B	Full Open and Full Glazed Panels	32
FGP3078B	Full Open and Full Glazed Panels	32
FGP3084B	Full Open and Full Glazed Panels	32
FGP3642B	Full Open and Full Glazed Panels	32
FGP3648B	Full Open and Full Glazed Panels	32
FGP3654B	Full Open and Full Glazed Panels	32
FGP3662B	Full Open and Full Glazed Panels	32
FGP3666B	Full Open and Full Glazed Panels	32
FGP3678B	Full Open and Full Glazed Panels	32
FGP3684B	Full Open and Full Glazed Panels	32
FGP4242B	Full Open and Full Glazed Panels	32
FGP4248B	Full Open and Full Glazed Panels	32
FGP4254B	Full Open and Full Glazed Panels	32
FGP4262B	Full Open and Full Glazed Panels	32
FGP4266B	Full Open and Full Glazed Panels	32
FGP4278B	Full Open and Full Glazed Panels	32
FGP4284B	Full Open and Full Glazed Panels	32
FGP4842B	Full Open and Full Glazed Panels	32
FGP4848B	Full Open and Full Glazed Panels	32
FGP4854B	Full Open and Full Glazed Panels	32
FGP4862B	Full Open and Full Glazed Panels	32
FGP4866B	Full Open and Full Glazed Panels	32
FGP4878B	Full Open and Full Glazed Panels	32
FGP4884B	Full Open and Full Glazed Panels	32
FGP6042B	Full Open and Full Glazed Panels	32
FGP6048B	Full Open and Full Glazed Panels	32
FGP6054B	Full Open and Full Glazed Panels	32
FGP6062B	Full Open and Full Glazed Panels	32
FGP6066B	Full Open and Full Glazed Panels	32
FGP6078B	Full Open and Full Glazed Panels	32
FP42B	Filler Panels —Vinyl or Fabric	38
FP48B	Filler Panels —Vinyl or Fabric	38
FP54B	Filler Panels —Vinyl or Fabric	38
FP62B	Filler Panels —Vinyl or Fabric	38
FP66B	Filler Panels —Vinyl or Fabric	38
FP84B	Filler Panels —Vinyl or Fabric	38
FRCS36	Freestanding Corner Shelf Unit	156
FRCS42	Freestanding Corner Shelf Unit	156
FRCS48	Freestanding Corner Shelf Unit	156
FRF30	Freestanding Flipper Unit - Painted Front	153
FRF36	Freestanding Flipper Unit - Painted Front	153

Catalog No.	Description	Page
FRF42	Freestanding Flipper Unit - Painted Front	153
FRF48	Freestanding Flipper Unit - Painted Front	153
FRF60	Freestanding Flipper Unit - Painted Front	153
FRF66	Freestanding Flipper Unit - Painted Front	153
FRF72	Freestanding Flipper Unit - Painted Front	153
FRFF30	Freestanding Flipper Unit - Fabric Front	153
FRFF36	Freestanding Flipper Unit - Fabric Front	153
FRFF42	Freestanding Flipper Unit - Fabric Front	153
FRFF48	Freestanding Flipper Unit - Fabric Front	153
FRFF60	Freestanding Flipper Unit - Fabric Front	153
FRFF66	Freestanding Flipper Unit - Fabric Front	153
FRFF72	Freestanding Flipper Unit - Fabric Front	153
FRFV30	Freestanding Flipper Unit - Veneer Front	154
FRFV36	Freestanding Flipper Unit - Veneer Front	154
FRFV42	Freestanding Flipper Unit - Veneer Front	154
FRFV48	Freestanding Flipper Unit - Veneer Front	154
FRFV60	Freestanding Flipper Unit - Veneer Front	154
FRFV66	Freestanding Flipper Unit - Veneer Front	154
FRFV72	Freestanding Flipper Unit - Veneer Front	154
FRS30	Freestanding Shelf Unit	156
FRS36	Freestanding Shelf Unit	156
FRS42	Freestanding Shelf Unit	156
FRS48	Freestanding Shelf Unit	156
FRS60	Freestanding Shelf Unit	156
FSCL	Flipper/Shelf Clips	103
FSFC30E	Floor-Supported File Centers	180
FSFC36E	Floor-Supported File Centers	180
FSLF230E	Two-Drawer Lateral Files	176
FSLF236E	Two-Drawer Lateral Files	176
FSLF242E	Two-Drawer Lateral Files	176
FSLF330E	Three-Drawer Lateral Files	176
FSLF336E	Three-Drawer Lateral Files	176
FSLF342E	Three-Drawer Lateral Files	176
FSLF430E	Four-Drawer Lateral Files	176
FSLF436E	Four-Drawer Lateral Files	176
FSLF442E	Four-Drawer Lateral Files	176
FSLF530E	Five-Drawer Lateral Files	176
FSLF536E	Five-Drawer Lateral Files	176
FSLF542E	Five-Drawer Lateral Files	176
FSP1212E	Floor-Supported Pedestals	183
FSP6612E	Floor-Supported Pedestals	183
FSPD1212E	Floor-Supported Pedestals	183
FSPD6612E	Floor-Supported Pedestals	183
FSTK	Freestanding Traverse Kit	182
FSU24	Flipper Door Storage Units - Painted or Fabric Front	96
FSU30	Flipper Door Storage Units - Painted or Fabric Front	96
FSU36	Flipper Door Storage Units - Painted or Fabric Front	96
FSU42	Flipper Door Storage Units - Painted or Fabric Front	96
FSU48	Flipper Door Storage Units - Painted or Fabric Front	96
FSU60	Flipper Door Storage Units - Painted or Fabric Front	96
FWSL30603624	Flared Peninsula Work Surfaces – Left-Hand	82
FWSL30723624	Flared Peninsula Work Surfaces – Left-Hand	82
FWSL36723624	Flared Peninsula Work Surfaces – Left-Hand	82
FWSR24366030	Flared Peninsula Work Surfaces – Right-Hand	82
FWSR24367230	Flared Peninsula Work Surfaces – Right-Hand	82
FWSR24367236	Flared Peninsula Work Surfaces – Right-Hand	82
H20	Panel Hinges	45

Catalog No.	Description	Page
HES24	Half End Shelves	101
HES30	Half End Shelves	101
HES36	Half End Shelves	101
HES42	Half End Shelves	101
HES48	Half End Shelves	101
HES60	Half End Shelves	101
HGPST1242B	Tackable Half Open & Half Glazed Panels	30
HGPST1248B	Tackable Half Open & Half Glazed Panels	30
HGPST1254B	Tackable Half Open & Half Glazed Panels	30
HGPST1262B	Tackable Half Open & Half Glazed Panels	30
HGPST1266B	Tackable Half Open & Half Glazed Panels	30
HGPST1278B	Tackable Half Open & Half Glazed Panels	30
HGPST1284B	Tackable Half Open & Half Glazed Panels	30
HGPST1842B	Tackable Half Open & Half Glazed Panels	30
HGPST1848B	Tackable Half Open & Half Glazed Panels	30
HGPST1854B	Tackable Half Open & Half Glazed Panels	30
HGPST1862B	Tackable Half Open & Half Glazed Panels	30
HGPST1866B	Tackable Half Open & Half Glazed Panels	30
HGPST1878B	Tackable Half Open & Half Glazed Panels	30
HGPST1884B	Tackable Half Open & Half Glazed Panels	30
HGPST2442B	Tackable Half Open & Half Glazed Panels	30
HGPST2448B	Tackable Half Open & Half Glazed Panels	30
HGPST2454B	Tackable Half Open & Half Glazed Panels	30
HGPST2462B	Tackable Half Open & Half Glazed Panels	30
HGPST2466B	Tackable Half Open & Half Glazed Panels	30
HGPST2478B	Tackable Half Open & Half Glazed Panels	30
HGPST2484B	Tackable Half Open & Half Glazed Panels	30
HGPST3042B	Tackable Half Open & Half Glazed Panels	30
HGPST3048B	Tackable Half Open & Half Glazed Panels	30
HGPST3054B	Tackable Half Open & Half Glazed Panels	30
HGPST3062B	Tackable Half Open & Half Glazed Panels	30
HGPST3066B	Tackable Half Open & Half Glazed Panels	30
HGPST3078B	Tackable Half Open & Half Glazed Panels	30
HGPST3084B	Tackable Half Open & Half Glazed Panels	30
HGPST3642B	Tackable Half Open & Half Glazed Panels	30
HGPST3648B	Tackable Half Open & Half Glazed Panels	30
HGPST3654B	Tackable Half Open & Half Glazed Panels	30
HGPST3662B	Tackable Half Open & Half Glazed Panels	30
HGPST3666B	Tackable Half Open & Half Glazed Panels	30
HGPST3678B	Tackable Half Open & Half Glazed Panels	30
HGPST3684B	Tackable Half Open & Half Glazed Panels	30
HGPST4242B	Tackable Half Open & Half Glazed Panels	30
HGPST4248B	Tackable Half Open & Half Glazed Panels	30
HGPST4254B	Tackable Half Open & Half Glazed Panels	30
HGPST4262B	Tackable Half Open & Half Glazed Panels	30
HGPST4266B	Tackable Half Open & Half Glazed Panels	30
HGPST4278B	Tackable Half Open & Half Glazed Panels	30
HGPST4284B	Tackable Half Open & Half Glazed Panels	30
HGPST4842B	Tackable Half Open & Half Glazed Panels	30
HGPST4848B	Tackable Half Open & Half Glazed Panels	30
HGPST4854B	Tackable Half Open & Half Glazed Panels	30
HGPST4862B	Tackable Half Open & Half Glazed Panels	30
HGPST4866B	Tackable Half Open & Half Glazed Panels	30
HGPST4878B	Tackable Half Open & Half Glazed Panels	30
HGPST4884B	Tackable Half Open & Half Glazed Panels	30
HGPST6042B	Tackable Half Open & Half Glazed Panels	30
HGPST6048B	Tackable Half Open & Half Glazed Panels	30
HGPST6054B	Tackable Half Open & Half Glazed Panels	30
HGPST6062B	Tackable Half Open & Half Glazed Panels	30
HGPST6066B	Tackable Half Open & Half Glazed Panels	30
HGPST6078B	Tackable Half Open & Half Glazed Panels	30
HGPST6084B	Tackable Half Open & Half Glazed Panels	30
HH	Handy Hooks	119

Catalog No.	Description	Page
HPPT	Pencil Tray	185
HT	Hinge/Glide Tool	45
HWM30	Horizontal Wire manager	93, 152
LAMOHPT	Laminate Overhead Assembly Tool	104
LCAK	Choices Core/Key Sets	15
LEDLTCRFS	LumaTouch Desk Lamp - Circle	112
LEDLTCRCP	LumaTouch Desk Lamp - Circle	112
LEDLTCRSW	LumaTouch Desk Lamp - Circle	112
LEDLTEGFS	LumaTouch Desk Lamp - Elongated	112
LEDLTEGCP	LumaTouch Desk Lamp - Elongated	112
LEDLTEGSW	LumaTouch Desk Lamp - Elongated	112
LEDORIFS	ORI Desk Lamp	112
LEDORICP	ORI Desk Lamp	112
LEDPTL	LED Personal Task Light	110
LEDTL17	LED Task Light Complete	111
LEDTL31	LED Task Light Complete	111
LEDTL44	LED Task Light Complete	111
LEDTL17DCJC	LED Task Light - Daisy Chain with Jumper Cord	111
LEDTL31DCJC	LED Task Light - Daisy Chain with Jumper Cord	111
LEDTL44DCJC	LED Task Light - Daisy Chain with Jumper Cord	111
LEDTL17DCMP	LED Task Light - Daisy Chain with Main Power	111
LEDTL31DCMP	LED Task Light - Daisy Chain with Main Power	111
LEDTL44DCMP	LED Task Light - Daisy Chain with Main Power	111
LFDE	Lateral File Dividers	182
LFS530	Lateral File with Storage Cabinet	177
LFS536	Lateral File with Storage Cabinet	177
LFS542	Lateral File with Storage Cabinet	177
LFT1830E	Lateral File Tops	181
LFT1836E	Lateral File Tops	181
LFT1842E	Lateral File Tops	181
LFT1860E	Lateral File Tops	181
LFT1866E	Lateral File Tops	181
LFT1872E	Lateral File Tops	181
LFT1878E	Lateral File Tops	181
LFT1884E	Lateral File Tops	181
LFT3630E	Lateral File Tops	181
LFT3636E	Lateral File Tops	181
LFT3642E	Lateral File Tops	181
LFT3660E	Lateral File Tops	181
LFT3666E	Lateral File Tops	181
LFT3672E	Lateral File Tops	181
LFT3678E	Lateral File Tops	181
LFT3684E	Lateral File Tops	181
LH	Label Holders	182
LKS	Choices Lock Keys	15
LOCSDHD24	Choices Laminate Overhead Dual Hinged Doors	107
LOCSDHD30	Choices Laminate Overhead Dual Hinged Doors	107
LOCSDHD36	Choices Laminate Overhead Dual Hinged Doors	107
LOCSDHD42	Choices Laminate Overhead Dual Hinged Doors	107
LOCSDHD48	Choices Laminate Overhead Dual Hinged Doors	107
LOCSDHD60	Choices Laminate Overhead Dual Hinged Doors	107
LOCSFDS24	Choices Laminate Overhead Full-Height Dual-Sliding Door	109
LOCSFDS30	Choices Laminate Overhead Full-Height Dual-Sliding Door	109
LOCSFDS36	Choices Laminate Overhead Full-Height Dual-Sliding Door	109
LOCSFDS42	Choices Laminate Overhead Full-Height Dual-Sliding Door	109
LOCSFDS48	Choices Laminate Overhead Full-Height Dual-Sliding Door	109
LOCSFDS60	Choices Laminate Overhead Full-Height Dual-Sliding Door	109
LOCSFDU24	Choices Laminate Overhead Flipper Door Unit	107
LOCSFDU30	Choices Laminate Overhead Flipper Door Unit	107
LOCSFDU36	Choices Laminate Overhead Flipper Door Unit	107
LOCSFDU42	Choices Laminate Overhead Flipper Door Unit	107
LOCSFDU48	Choices Laminate Overhead Flipper Door Unit	107
LOCSFDU60	Choices Laminate Overhead Flipper Door Unit	107
LOCSFES24	Choices Laminate Overhead Full-End Shelf	105
LOCSFES30	Choices Laminate Overhead Full-End Shelf	105
LOCSFES36	Choices Laminate Overhead Full-End Shelf	105
LOCSFES42	Choices Laminate Overhead Full-End Shelf	105
LOCSFES48	Choices Laminate Overhead Full-End Shelf	105
LOCSFES60	Choices Laminate Overhead Full-End Shelf	105
LOCSFOC24	Choices Laminate Overhead Full-End Cubby	106
LOCSFOC30	Choices Laminate Overhead Full-End Cubby	106
LOCSFOC36	Choices Laminate Overhead Full-End Cubby	106
LOCSFOC42	Choices Laminate Overhead Full-End Cubby	106
LOCSFOC48	Choices Laminate Overhead Full-End Cubby	106
LOCSFOC60	Choices Laminate Overhead Full-End Cubby	106
LOCSFSS24	Choices Laminate Overhead Full-Height Single-Sliding Door	108
LOCSFSS30	Choices Laminate Overhead Full-Height Single-Sliding Door	108
LOCSFSS36	Choices Laminate Overhead Full-Height Single-Sliding Door	108
LOCSFSS42	Choices Laminate Overhead Full-Height Single-Sliding Door	108
LOCSFSS48	Choices Laminate Overhead Full-Height Single-Sliding Door	108
LOCSFSS60	Choices Laminate Overhead Full-Height Single-Sliding Door	108
LOCSHDS24	Choices Laminate Overhead Half-Height Dual-Sliding Door	109
LOCSHDS30	Choices Laminate Overhead Half-Height Dual-Sliding Door	109
LOCSHDS36	Choices Laminate Overhead Half-Height Dual-Sliding Door	109
LOCSHDS42	Choices Laminate Overhead Half-Height Dual-Sliding Door	109
LOCSHDS48	Choices Laminate Overhead Half-Height Dual-Sliding Door	109
LOCSHDS60	Choices Laminate Overhead Half-Height Dual-Sliding Door	109
LOCSHES24	Choices Laminate Overhead Half-End Shelf	105
LOCSHES30	Choices Laminate Overhead Half-End Shelf	105
LOCSHES36	Choices Laminate Overhead Half-End Shelf	105
LOCSHES42	Choices Laminate Overhead Half-End Shelf	105
LOCSHES48	Choices Laminate Overhead Half-End Shelf	105
LOCSHES60	Choices Laminate Overhead Half-End Shelf	105
LOCSHOC24	Choices Laminate Overhead Half-End Cubby	106
LOCSHOC30	Choices Laminate Overhead Half-End Cubby	106
LOCSHOC36	Choices Laminate Overhead Half-End Cubby	106
LOCSHOC42	Choices Laminate Overhead Half-End Cubby	106
LOCSHOC48	Choices Laminate Overhead Half-End Cubby	106
LOCSHOC60	Choices Laminate Overhead Half-End Cubby	106
LOCSHSS24	Choices Laminate Overhead Half-Height Single-Sliding Door	108

Catalog No.	Description	Page
LOCSHSS30	Choices Laminate Overhead Half-Height Single-Sliding Door	108
LOCSHSS36	Choices Laminate Overhead Half-Height Single-Sliding Door	108
LOCSHSS42	Choices Laminate Overhead Half-Height Single-Sliding Door	108
LOCSHSS48	Choices Laminate Overhead Half-Height Single-Sliding Door	108
LOCSHSS60	Choices Laminate Overhead Half-Height Single-Sliding Door	108
LOSCL	Laminate Overhead Flipper/Shelf Clip	104
LS30	Low Screens	160
LS36	Low Screens	160
LS42	Low Screens	160
LS48	Low Screens	160
LS60	Low Screens	160
LS66	Low Screens	160
LS72	Low Screens	160
MARMDUAL	Dual Monitor Arm	93, 159
MARMSNGL	Single Monitor Arm	93, 159
MB3030	Marker Boards	115
MB3630	Marker Boards	115
MB4230	Marker Boards	115
MB4830	Marker Boards	115
MB6030	Marker Boards	115
MP1212E	Mobile Pedestals	183
MP612E	3/4 Mobile Pedestals	184
MP6612E	Mobile Pedestals	183
MPCTK	Mobile Pedestal Cushion Top Kit	184
MSRAK	Modesty Side Rail Attachment Kit	151
PBH15	Choices PowerPac Block-to-Block Harness	54
PBH18	Choices PowerPac Block-to-Block Harness	54
PBH21	Choices PowerPac Block-to-Block Harness	54
PBH24	Choices PowerPac Block-to-Block Harness	54
PBH27	Choices PowerPac Block-to-Block Harness	54
PBH30	Choices PowerPac Block-to-Block Harness	54
PBH33	Choices PowerPac Block-to-Block Harness	54
PBH36	Choices PowerPac Block-to-Block Harness	54
PBH39	Choices PowerPac Block-to-Block Harness	54
PBH42	Choices PowerPac Block-to-Block Harness	54
PBH45	Choices PowerPac Block-to-Block Harness	54
PBH48	Choices PowerPac Block-to-Block Harness	54
PBH51	Choices PowerPac Block-to-Block Harness	54
PBH54	Choices PowerPac Block-to-Block Harness	54
PBH57	Choices PowerPac Block-to-Block Harness	54
PBH60	Choices PowerPac Block-to-Block Harness	54
PBH63	Choices PowerPac Block-to-Block Harness	54
PBH66	Choices PowerPac Block-to-Block Harness	54
PBH72	Choices PowerPac Block-to-Block Harness	54
PBH78	Choices PowerPac Block-to-Block Harness	54
PBH90	Choices PowerPac Block-to-Block Harness	54
PCD6	Pedestal Divider/Conversion Kit	185
PCD12	Pedestal Divider/Conversion Kit	185
PD1	Power Duplexes	55
PD1A	Power Duplexes	55
PD2	Power Duplexes	55
PD2A	Power Duplexes	55
PD3	Power Duplexes	55
PD3A	Power Duplexes	55
PD3B	Power Duplexes	55
PD4	Power Duplexes	55
PD4A	Power Duplexes	55
PD3060	Peninsula Desks	142
PD3066	Peninsula Desks	142
PD3072	Peninsula Desks	142
PD3660	Peninsula Desks	142
PD3666	Peninsula Desks	142
PD3672	Peninsula Desks	142
PDM48	Peninsula Modesty	85, 147
PDM60	Peninsula Modesty	85, 147
PDM66	Peninsula Modesty	85, 147
PDM72	Peninsula Modesty	85, 147
PDR	Pencil Drawer	95
PFCT2436	Post-Formed Corner Desk Top	164
PFCT2442	Post-Formed Corner Desk Top	164
PFCT2448	Post-Formed Corner Desk Top	164
PFCT3036	Post-Formed Corner Desk Top	164
PFCT3042	Post-Formed Corner Desk Top	164
PFCT3048	Post-Formed Corner Desk Top	164
PFCT244230	Post-Formed Dual Depth Desk Top	164
PFCT304224	Post-Formed Dual Depth Desk Top	164
PFWT2424	Post-Formed Rectangular Desk Top	163
PFWT2430	Post-Formed Rectangular Desk Top	163
PFWT2436	Post-Formed Rectangular Desk Top	163
PFWT2442	Post-Formed Rectangular Desk Top	163
PFWT2448	Post-Formed Rectangular Desk Top	163
PFWT2460	Post-Formed Rectangular Desk Top	163
PFWT2466	Post-Formed Rectangular Desk Top	163
PFWT2472	Post-Formed Rectangular Desk Top	163
PFWT3024	Post-Formed Rectangular Desk Top	163
PFWT3030	Post-Formed Rectangular Desk Top	163
PFWT3036	Post-Formed Rectangular Desk Top	163
PFWT3042	Post-Formed Rectangular Desk Top	163
PFWT3048	Post-Formed Rectangular Desk Top	163
PFWT3060	Post-Formed Rectangular Desk Top	163
PFWT3066	Post-Formed Rectangular Desk Top	163
PFWT3072	Post-Formed Rectangular Desk Top	163
PKCHFLA	Pack Lock for Flipper Units, and Flipper Door Conversion Kits	21
PKCTAFLA	Pack Lock for Contrada Overhead Storage Units	19
PLCAK	Pack Core/Key Sets	20
PLF306612	Pedestal Lateral File Center	180
PLKS	Pack Lock Keys	20
PMAT	Accessory Trays	117
PMBH	Binder Holders	117
PMCDH	CD Holders	118
PMFT	Folder Trays	118
PMPB	Phone Bases	118
PMPH	Pen Holders	117
PMPT	Paper Trays	117
PMRCDR	Paper Management Rail CD Rack	144
PPB24	PowerPac Blocks	54
PPB30	PowerPac Blocks	54
PPB36	PowerPac Blocks	54
PPB42	PowerPac Blocks	54
PPB48	PowerPac Blocks	54
PPB60	PowerPac Blocks	54
PPBC	PowerPac Block Port Cover	56
PPH12	PowerPac Extension Harness	55
PPH18	PowerPac Extension Harness	55
PPH20	PowerPac Extension Harness	55
PPH24	PowerPac Extension Harness	55
PPH30	PowerPac Extension Harness	55
PPH36	PowerPac Extension Harness	55
PPH42	PowerPac Extension Harness	55
PPH48	PowerPac Extension Harness	55

Catalog No.	Description	Page
PPH60	PowerPac Extension Harness	55
PPH72	PowerPac Extension Harness	55
PPH84	PowerPac Extension Harness	55
PPH96	PowerPac Extension Harness	55
PPH108	PowerPac Extension Harness	55
PPH120	PowerPac Extension Harness	55
PPH132	PowerPac Extension Harness	55
PPH144	PowerPac Extension Harness	55
PR3660	Peninsula Returns	146
PR3066	Peninsula Returns	146
PR3072	Peninsula Returns	146
PR3660	Peninsula Returns	146
PR3666	Peninsula Returns	146
PR3672	Peninsula Returns	146
PTBL641212	Pedestal Tower with Bookcase - Left-Hand	175
PTBL641212	Pedestal Tower with Bookcase - Left-Hand	175
PTBL646612	Pedestal Tower with Bookcase - Left-Hand	175
PTBR641212	Pedestal Tower with Bookcase - Right-Hand	175
PTBR646612	Pedestal Tower with Bookcase - Right-Hand	175
PWSL3060	P-Shaped Peninsula Work Surface – Left-Hand	77
PWSL3066	P-Shaped Peninsula Work Surface – Left-Hand	77
PWSL3072	P-Shaped Peninsula Work Surface – Left-Hand	77
PWSL3660	P-Shaped Peninsula Work Surface – Left-Hand	77
PWSL3666	P-Shaped Peninsula Work Surface – Left-Hand	77
PWSL3672	P-Shaped Peninsula Work Surface – Left-Hand	77
PWSR3060	P-Shaped Peninsula Work Surface – Right-Hand	77
PWSR3066	P-Shaped Peninsula Work Surface – Right-Hand	77
PWSR3072	P-Shaped Peninsula Work Surface – Right-Hand	77
PWSR3660	P-Shaped Peninsula Work Surface – Right-Hand	77
PWSR3666	P-Shaped Peninsula Work Surface – Right-Hand	77
PWSR3672	P-Shaped Peninsula Work Surface – Right-Hand	77
QB24	Quarterback	101, 158
QB30	Quarterback	101, 158
QB36	Quarterback	101, 158
QB42	Quarterback	101, 158
QB48	Quarterback	101, 158
QB60	Quarterback	101, 158
QB66	Quarterback	101, 158
QB72	Quarterback	101, 158
QBCS36	Quarterback for Corner Shelves	102
QBCS42	Quarterback for Corner Shelves	102
QBCS48	Quarterback for Corner Shelves	102
QBFRCS36	Quarterback for Freestanding Corner Shelf Units	158
QBFRCS42	Quarterback for Freestanding Corner Shelf Units	158
QBFRCS48	Quarterback for Freestanding Corner Shelf Units	158
QWSL24	Quarter Curved Work Surfaces – Left-Hand	86
QWSR24	Quarter Curved Work Surfaces – Right-Hand	86
RACC3614	Right Angle Counter Caps	89
RACC4214	Right Angle Counter Caps	89
RACC4814	Right Angle Counter Caps	89
RACF3614	Freestanding Right Angle Counter Caps	162
RACF4214	Freestanding Right Angle Counter Caps	162
RACF4814	Freestanding Right Angle Counter Caps	162
RAKF	Return Attachment Kit for Desk with a Full Modesty	151
RAKH	Return Attachment Kit for Desk with a Half Modesty	151
RCC1814	Radiused Counter Caps	90
RCC2414	Radiused Counter Caps	90
RCC3014	Radiused Counter Caps	90, 162
RCC3614	Radiused Counter Caps	90, 162
RCC4214	Radiused Counter Caps	90, 162
RCC4814	Radiused Counter Caps	90, 162
RCC5414	Radiused Counter Caps	90, 162
RCC6014	Radiused Counter Caps	90, 162
RCC6614	Radiused Counter Caps	90, 162
RCC7214	Radiused Counter Caps	90, 162
RCWS2450	Radiused Conference Work Surface	88
RPC3	Retractable Power Center	152
RTWS2424	Rectangular Work Surfaces	86
RTWS2430	Rectangular Work Surfaces	84
RTWS2436	Rectangular Work Surfaces	84
RTWS2442	Rectangular Work Surfaces	84
RTWS2448	Rectangular Work Surfaces	84
RTWS2454	Rectangular Work Surfaces	84
RTWS2460	Rectangular Work Surfaces	84
RTWS2466	Rectangular Work Surfaces	84
RTWS2472	Rectangular Work Surfaces	84
RTWS2478	Rectangular Work Surfaces	84
RTWS2484	Rectangular Work Surfaces	84
RTWS2496	Rectangular Work Surfaces	84
RTWS3024	Rectangular Work Surfaces	84
RTWS3030	Rectangular Work Surfaces	84
RTWS3036	Rectangular Work Surfaces	84
RTWS3042	Rectangular Work Surfaces	84
RTWS3048	Rectangular Work Surfaces	84
RTWS3054	Rectangular Work Surfaces	84
RTWS3060	Rectangular Work Surfaces	84
RTWS3066	Rectangular Work Surfaces	84
RTWS3072	Rectangular Work Surfaces	84
RTWS3078	Rectangular Work Surfaces	84
RTWS3084	Rectangular Work Surfaces	84
RTWS3096	Rectangular Work Surfaces	84
RWTHS2454	Rectangular Work Surface w/ Reinforcement Bar	65
RWTHS2460	Rectangular Work Surface w/ Reinforcement Bar	65
RWTHS2466	Rectangular Work Surface w/ Reinforcement Bar	65
RWTHS2472	Rectangular Work Surface w/ Reinforcement Bar	65
RWTHS3054	Rectangular Work Surface w/ Reinforcement Bar	65
RWTHS3060	Rectangular Work Surface w/ Reinforcement Bar	65
RWTHS3066	Rectangular Work Surface w/ Reinforcement Bar	65
RWTHS3072	Rectangular Work Surface w/ Reinforcement Bar	65
SB2436	Standard Bridges	150
SB2442	Standard Bridges	150
SB2448	Standard Bridges	150
SB2460	Standard Bridges	150
SB2466	Standard Bridges	150
SB2472	Standard Bridges	150
SB3036	Standard Bridges	150
SB3042	Standard Bridges	150
SB3048	Standard Bridges	150
SB3060	Standard Bridges	150
SB3066	Standard Bridges	150
SB3072	Standard Bridges	150
SCC1814	Straight Counter Caps	89, 161
SCC2414	Straight Counter Caps	89, 161
SCC3014	Straight Counter Caps	89, 161
SCC3614	Straight Counter Caps	89, 161
SCC4214	Straight Counter Caps	89, 161
SCC4814	Straight Counter Caps	89, 161
SCC5414	Straight Counter Caps	89, 161
SCC6014	Straight Counter Caps	89, 161
SCC6614	Straight Counter Caps	89, 161
SCC7214	Straight Counter Caps	89, 161
SCCWB	Three-Way Wood Top Cap	40
SD2448	Standard Desks	129
SD2460	Standard Desks	129

Catalog No.	Description	Page
SD2466	Standard Desks	129
SD2472	Standard Desks	129
SD3048	Standard Desks	129
SD3060	Standard Desks	129
SD3066	Standard Desks	129
SD3072	Standard Desks	129
SFDIV	Shelf/File Dividers	103, 159, 187
SICCHM34	Half Modesty for Corner Desks	165
SICCHM40	Half Modesty for Corner Desks	165
SICCHM46	Half Modesty for Corner Desks	165
SICCLEGF	C-Leg Full	166
SICCLEGS	C-Leg Short	166
SICCPOST	Corner Post	166
SICHM30	Half Modesty for Rectangle Desks	165
SICHM36	Half Modesty for Rectangle Desks	165
SICHM42	Half Modesty for Rectangle Desks	165
SICHM48	Half Modesty for Rectangle Desks	165
SICHM60	Half Modesty for Rectangle Desks	165
SICHM66	Half Modesty for Rectangle Desks	165
SICHM72	Half Modesty for Rectangle Desks	165
SICSP	Flush Support Plate	91, 151, 167
SR2436	Standard Returns	148
SR2442	Standard Returns	148
SR2448	Standard Returns	148
SR2460	Standard Returns	148
SR2466	Standard Returns	148
SR2472	Standard Returns	148
SR3036	Standard Returns	148
SR3042	Standard Returns	148
SR3048	Standard Returns	148
SR3060	Standard Returns	148
SR3066	Standard Returns	148
SR3072	Standard Returns	148
SS30E2	Storage Shelves	179
SS36E2	Storage Shelves	179
SS42E2	Storage Shelves	179
SSC	Square Slot Covers	45
STS24	Steel Shelves	102
STS30	Steel Shelves	102
STS36	Steel Shelves	102
STS42	Steel Shelves	102
STS48	Steel Shelves	102
STS60	Steel Shelves	102
STU	Touch-Up Paint	119
STWBL521212	Storage Tower with Wardrobe and Bookcase - Left-Hand	173
STWBL526612	Storage Tower with Wardrobe and Bookcase - Left-Hand	173
STWBL641212	Storage Tower with Wardrobe and Bookcase - Left-Hand	173
STWBL646612	Storage Tower with Wardrobe and Bookcase - Left-Hand	173
STWBR521212	Storage Tower with Wardrobe and Bookcase - Right-Hand	173
STWBR526612	Storage Tower with Wardrobe and Bookcase - Right-Hand	173
STWBR641212	Storage Tower with Wardrobe and Bookcase - Right-Hand	173
STWBR646612	Storage Tower with Wardrobe and Bookcase - Right-Hand	173
STWL521212	Storage Tower with Wardrobe - Left-Hand	174
STWL526612	Storage Tower with Wardrobe - Left-Hand	174
STWL64121212	Storage Tower with Wardrobe - Left-Hand	174
STWL64661212	Storage Tower with Wardrobe - Left-Hand	174
STWR521212	Storage Tower with Wardrobe - Right-Hand	174
STWR526612	Storage Tower with Wardrobe - Right-Hand	174
STWR64121212	Storage Tower with Wardrobe - Right-Hand	174
STWR64661212	Storage Tower with Wardrobe - Right-Hand	174
TA1230B	Tackable Acoustical Panel	26
TA1242B	Tackable Acoustical Panel	26
TA1248B	Tackable Acoustical Panel	26
TA1254B	Tackable Acoustical Panel	26
TA1262B	Tackable Acoustical Panel	26
TA1266B	Tackable Acoustical Panel	26
TA1284B	Tackable Acoustical Panel	26
TA1830B	Tackable Acoustical Panel	26
TA1842B	Tackable Acoustical Panel	26
TA1848B	Tackable Acoustical Panel	26
TA1854B	Tackable Acoustical Panel	26
TA1862B	Tackable Acoustical Panel	26
TA1866B	Tackable Acoustical Panel	26
TA1884B	Tackable Acoustical Panel	26
TA2430B	Tackable Acoustical Panel	26
TA2442B	Tackable Acoustical Panel	26
TA2448B	Tackable Acoustical Panel	26
TA2454B	Tackable Acoustical Panel	26
TA2462B	Tackable Acoustical Panel	26
TA2466B	Tackable Acoustical Panel	26
TA2484B	Tackable Acoustical Panel	26
TA3030B	Tackable Acoustical Panel	26
TA3042B	Tackable Acoustical Panel	26
TA3048B	Tackable Acoustical Panel	26
TA3054B	Tackable Acoustical Panel	26
TA3062B	Tackable Acoustical Panel	26
TA3066B	Tackable Acoustical Panel	26
TA3078B	Tackable Acoustical Panel	26
TA3084B	Tackable Acoustical Panel	26
TA3630B	Tackable Acoustical Panel	26
TA3642B	Tackable Acoustical Panel	26
TA3648B	Tackable Acoustical Panel	26
TA3654B	Tackable Acoustical Panel	26
TA3662B	Tackable Acoustical Panel	26
TA3666B	Tackable Acoustical Panel	26
TA3678B	Tackable Acoustical Panel	26
TA3684B	Tackable Acoustical Panel	26
TA4230B	Tackable Acoustical Panel	26
TA4242B	Tackable Acoustical Panel	26
TA4248B	Tackable Acoustical Panel	26
TA4254B	Tackable Acoustical Panel	26
TA4262B	Tackable Acoustical Panel	26
TA4266B	Tackable Acoustical Panel	26
TA4278B	Tackable Acoustical Panel	26
TA4284B	Tackable Acoustical Panel	26
TA4230B	Tackable Acoustical Panel	26
TA4842B	Tackable Acoustical Panel	26
TA4848B	Tackable Acoustical Panel	26
TA4854B	Tackable Acoustical Panel	26
TA4862B	Tackable Acoustical Panel	26
TA4866B	Tackable Acoustical Panel	26
TA4878B	Tackable Acoustical Panel	26
TA4884B	Tackable Acoustical Panel	26
TA6030B	Tackable Acoustical Panel	26
TA6042B	Tackable Acoustical Panel	26
TA6048B	Tackable Acoustical Panel	26
TA6054B	Tackable Acoustical Panel	26
TA6062B	Tackable Acoustical Panel	26

Catalog No.	Description	Page
TA6066B	Tackable Acoustical Panel	26
TA6078B	Tackable Acoustical Panel	26
TA6084B	Tackable Acoustical Panel	26
TAABCK12	Choices Original to Enhanced TA Panel Compatibility Kit	34
TAABCK18	Choices Original to Enhanced TA Panel Compatibility Kit	34
TAABCK24	Choices Original to Enhanced TA Panel Compatibility Kit	34
TAABCK30	Choices Original to Enhanced TA Panel Compatibility Kit	34
TAABCK36	Choices Original to Enhanced TA Panel Compatibility Kit	34
TAABCK42	Choices Original to Enhanced TA Panel Compatibility Kit	34
TAABCK48	Choices Original to Enhanced TA Panel Compatibility Kit	34
TAABCK60	Choices Original to Enhanced TA Panel Compatibility Kit	34
TABACK12	Choices Enhanced to Original TA Panel Compatibility Kit	35
TABACK18	Choices Enhanced to Original TA Panel Compatibility Kit	35
TABACK24	Choices Enhanced to Original TA Panel Compatibility Kit	35
TABACK30	Choices Enhanced to Original TA Panel Compatibility Kit	35
TABACK36	Choices Enhanced to Original TA Panel Compatibility Kit	35
TABACK42	Choices Enhanced to Original TA Panel Compatibility Kit	35
TABACK48	Choices Enhanced to Original TA Panel Compatibility Kit	35
TABACK60	Choices Enhanced to Original TA Panel Compatibility Kit	35
TAFGS246	Choices Frameless Screen	38
TAFGS306	Choices Frameless Screen	38
TAFGS366	Choices Frameless Screen	38
TAFGS426	Choices Frameless Screen	38
TAFGS486	Choices Frameless Screen	38
TAFGS606	Choices Frameless Screen	38
TAFGS2412	Choices Frameless Screen	38
TAFGS3012	Choices Frameless Screen	38
TAFGS3612	Choices Frameless Screen	38
TAFGS4212	Choices Frameless Screen	38
TAFGS4812	Choices Frameless Screen	38
TAFGS6012	Choices Frameless Screen	38
TB2408	Tackboards	136
TB2416	Tackboards	114
TB2420	Tackboards	114
TB2432	Tackboards	114
TB2448	Tackboards	114
TB3008	Tackboards	114
TB3016	Tackboards	114
TB3020	Tackboards	114
TB3032	Tackboards	114
TB3048	Tackboards	114
TB3608	Tackboards	114
TB3616	Tackboards	114
TB3620	Tackboards	114
TB3632	Tackboards	114
TB3648	Tackboards	114
TB4208	Tackboards	114
TB4216	Tackboards	114
TB4220	Tackboards	114
TB4232	Tackboards	114
TB4248	Tackboards	114
TB4808	Tackboards	114
TB4816	Tackboards	114
TB4820	Tackboards	114
TB4832	Tackboards	114
TB4848	Tackboards	114
TB3008	Tackboards	114
TB6016	Tackboards	114
TB6020	Tackboards	114
TB6032	Tackboards	114
TB6048	Tackboards	114
TCP120B	Tele-Com Power Pole	57
TCP144B	Tele-Com Power Pole	57
TCPDIV	Tel-com Power Pole Divider	57
TCW12	Wood Top Caps - Retrofit	59
TCW18	Wood Top Caps - Retrofit	39
TCW24	Wood Top Caps - Retrofit	39
TCW30	Wood Top Caps - Retrofit	39
TCW36	Wood Top Caps - Retrofit	39
TCW42	Wood Top Caps - Retrofit	39
TCW48	Wood Top Caps - Retrofit	39
TCW60	Wood Top Caps - Retrofit	39
TLS24	Slim-Profile Task Light	110
TLS30	Slim-Profile Task Light	110
TLS42	Slim-Profile Task Light	110
TLS60	Slim-Profile Task Light	110
VDSL36B	Vinyl Door Sections	36
VDSL42B	Vinyl Door Sections	36
VDSR36B	Vinyl Door Sections	36
VDSR42B	Vinyl Door Sections	36
VFSU24	Veneer Flipper Door Storage Unit	98
VFSU30	Veneer Flipper Door Storage Unit	98
VFSU36	Veneer Flipper Door Storage Unit	98
VFSU42	Veneer Flipper Door Storage Unit	98
VFSU48	Veneer Flipper Door Storage Unit	98
VFSU60	Veneer Flipper Door Storage Unit	98
VP1242B	Hard Surface Vinyl-Covered Panels	28
VP1842B	Hard Surface Vinyl-Covered Panels	28
VP2442B	Hard Surface Vinyl-Covered Panels	28
VP3042B	Hard Surface Vinyl-Covered Panels	28
VP3642B	Hard Surface Vinyl-Covered Panels	28
VP4242B	Hard Surface Vinyl-Covered Panels	28
VP4842B	Hard Surface Vinyl-Covered Panels	28
VP1248B	Hard Surface Vinyl-Covered Panels	28
VP1848B	Hard Surface Vinyl-Covered Panels	28
VP2448B	Hard Surface Vinyl-Covered Panels	28
VP3048B	Hard Surface Vinyl-Covered Panels	28
VP3648B	Hard Surface Vinyl-Covered Panels	28
VP4248B	Hard Surface Vinyl-Covered Panels	28
VP4848B	Hard Surface Vinyl-Covered Panels	28
VP1254B	Hard Surface Vinyl-Covered Panels	28
VP1854B	Hard Surface Vinyl-Covered Panels	28
VP2454B	Hard Surface Vinyl-Covered Panels	28
VP3054B	Hard Surface Vinyl-Covered Panels	28
VP3654B	Hard Surface Vinyl-Covered Panels	28
VP4254B	Hard Surface Vinyl-Covered Panels	28
VP4854B	Hard Surface Vinyl-Covered Panels	28
VP1262B	Hard Surface Vinyl-Covered Panels	28
VP1862B	Hard Surface Vinyl-Covered Panels	28
VP2462B	Hard Surface Vinyl-Covered Panels	28

Catalog No.	Description	Page
VP3062B	Hard Surface Vinyl-Covered Panels	28
VP3662B	Hard Surface Vinyl-Covered Panels	28
VP4262B	Hard Surface Vinyl-Covered Panels	28
VP4862B	Hard Surface Vinyl-Covered Panels	28
VP1266B	Hard Surface Vinyl-Covered Panels	28
VP1866B	Hard Surface Vinyl-Covered Panels	28
VP2466B	Hard Surface Vinyl-Covered Panels	28
VP3066B	Hard Surface Vinyl-Covered Panels	28
VP3666B	Hard Surface Vinyl-Covered Panels	28
VP4266B	Hard Surface Vinyl-Covered Panels	28
VP4866B	Hard Surface Vinyl-Covered Panels	28
VP1284B	Hard Surface Vinyl-Covered Panels	28
VP1884B	Hard Surface Vinyl-Covered Panels	28
VP2484B	Hard Surface Vinyl-Covered Panels	28
VP3084B	Hard Surface Vinyl-Covered Panels	28
VP3684B	Hard Surface Vinyl-Covered Panels	28
VP4284B	Hard Surface Vinyl-Covered Panels	28
VP4884B	Hard Surface Vinyl-Covered Panels	28
VWC3	Vertical Wire Channel	113
WRB36E	Wardrobe Bars (For Five-High Double Door Storage Unit)	179
WR536E	Wardrobe Unit	178
WSBKL	Work Surface Brackets – Left-Hand	91
WSBKP	Work Surface Brackets – Pair	91
WSBKR	Work Surface Brackets – Right-Hand	91
WSSL19L	Work Surface Support P-Leg – Left-Hand	92
WSSL19R	Work Surface Support P-Leg – Right-Hand	92
WSSL29L	Work Surface Support P-Leg – Left-Hand	92
WSSL29R	Work Surface Support P-Leg – Right-Hand	92
WSSL	Work Surface Supports – Left-Hand	91
WSSR	Work Surface Supports – Right-Hand	91
WSSLS	Work Surface Supports – Left-Hand Shared	91
WSSRS	Work Surface Supports – Right-Hand Shared	91