

PRICING EFFECTIVE
JAN 2016

HEIGHT ADJUSTABLE

Price & Specification Guide

Gunlocke®

Conditions of sale	2
GSA terms & conditions.	3-4
Warranty	5
Delivery information.	6
Height Adjustable Bases	9-14
Product Specifications	10
Bases	11
Credentials	15-24
Material & Finishes	16-17
Typicals	18-19
Tops	20-21
Optional Modesty Panels	22
Medley	25-34
Material & Finishes	26-27
Typicals	28-29
Tops	30-31
Optional Modesty Panels	32
Silea	35-44
Material & Finishes	36-37
Typicals	38-39
Tops	40-41
Optional Modesty Panels	42
Trio	45-54
Material & Finishes	46-47
Typicals	48-49
Tops	50-51
Optional Modesty Panels	52
Wall Bracket	55-58
Weights + Cubes.	59-60

GENERAL INFORMATION

conditions of sale

HEIGHT ADJUSTABLE

01/16

INTRODUCTION

The Gunlocke Company is dedicated to providing the finest products and service possible. This price list reflects that commitment. Included is a current listing of our casegood models.

Seating and Lounge are presented in a separate price list. Contact your Gunlocke Customer Services Representative for more information, (800) 828-6300.

Designed for easy use, each page of this price list, and the inside front cover fold out provide all information required to order a product correctly. Should additional information be needed, contact your Gunlocke customer service representative.

PRICING

Prices shown cover standard product specifications. Any changes or alterations, other than those listed, will be subject to an additional charge. Prices include carton-ing and freight. Authorization and pricing must be secured in advance for orders or contracts calling for large quantities, indefinite quantities, or extended delivery dates. Prices are subject to change without notice; the most current prices are published on <http://www.gunlocke.com>.

ORDERING

To expedite order entry and to assure proper service, email or fax all orders directly to:

The Gunlocke Company

Attn: Order Entry
One Gunlocke Drive
Wayland, New York 14572
585-728-5111
585-728-8350 FAX
800-828-6300
www.gunlocke.com

Gunlocke will not be responsible for duplicate orders if purchase orders are left unmarked.

ACKNOWLEDGEMENT

Each order will be acknowledged by Gunlocke. Customers should check each acknowledgement for accuracy and immediately notify Gunlocke of any discrepancies. The printed acknowledgement is the final agreement between The Gunlocke Company and the customer, superseding all previous communications regarding the order.

SPECIFICATION CHANGES

Gunlocke reserves the right to change specifications for the improvement of products at any time, without notice.

ORDER CHANGES

Gunlocke is not required to accept changes in orders after confirmation. Reasonable changes are subject to additional charges for labor, material and administrative costs.

Order changes of acknowledgement may result in re-scheduling of product.

RETURNED MERCHANDISE

No merchandise may be returned without prior authorization.

SHOWROOMS

Chicago

222 Merchandise Mart Plaza
Space 1126
Chicago, IL 60654
312-923-1133
312-222-1162 FAX

Dallas

150 Turtle Creek Blvd.
Suite 104-E
Dallas, TX 75207
214-912-4727

New York

257 Park Avenue South
14th Floor
New York, NY 10010
212-473-8300
212-473-8409 FAX

CANCELLATIONS

Cancellation of orders cannot be accepted since every order is manufactured according to customer specifications.

STORAGE

If delivery cannot be made and products are ready, Gunlocke will transfer products to a storage facility and products will be invoiced at that time. The customer is responsible for storage charges and assumes and bears all risks associated with the storage of that product.

TERMS

Net 30 days from date of invoice. A service charge of eighteen percent (18%) per year or .0004931% per day, compounded monthly, will be added to balance due beyond the thirtieth day. Products are shipped FOB factory, freight prepaid and allowed. Title passes to purchaser and Gunlocke's responsibility ceases when shipment is accepted for transportation by a carrier. A full explanation of all payment terms is found on order and invoice forms.

San Francisco

2 Embarcadero Center
Promenade Level
San Francisco, CA 94111
415-362-3131
415-362-3134 FAX

Washington DC

1331 F Street, NW
9th Floor
Washington, DC 20004
202-393-5070
202-393-5075 FAX

ORDERING INFORMATION

1a. Intended use: The furniture on this schedule is intended for use by Government executives (or equivalent military rank) in the Executive, Judicial and Legislative Branches of the Federal Government. To help customers make a good purchasing decision based on their needs and budget, GSA has established four grades of furniture. Grade (1) includes furniture that tends to be the most expensive on this schedule, grade (2) furniture tends to be more moderately priced and grades (3) and (4) furniture tend to be affordably priced when compared to grades (1) and (2). Some pieces of furniture on this schedule may be significantly higher in price than GSA Traditional and Contemporary Executive Special Order Program furniture. The ordering agency or service is responsible for determining furniture appropriate for use in its offices which will fit within its budget and comply with applicable Federal or internal agency procurement regulations. Please see reverse for GSA terms and conditions.

Grade 1 All exposed solid parts such as top rims, base rails etc. (except decorative accents, inlays and painted parts) shall be the same species as the face veneer. Top and bottom edges of drawer fronts shall be solid wood in the same species as the face veneers. Drawer sides and backs shall be solid wood.

Grade 2 Exposed wood panel trim and trim on tops shall be the same wood species as the face veneer on the top. Some or all other exposed solid parts, such as base rails can be an alternative wood species (such as poplar or gum) different from the face veneers. Exposed, finished engineered wood core material such as MDF is acceptable only for the edges of drawer fronts. Drawer sides shall be solid wood or veneer core plywood/laminated construction. Silea is grade 2.

Grade 3 Most or all exposed solid parts can be an alternative wood species (such as poplar or gum), different from the face veneers. Exposed, finished engineered wood core material such as MDF is acceptable only for the edges of drawer fronts. Drawer sides shall be solid wood or veneer core plywood/laminated construction. Medley, Kennsington, Credentials, and all tables are grade 3.

Grade 4 Most or all exposed solid parts can be an alternative wood species (such as poplar or gum), different from the face veneers. Exposed, finished engineered wood core material such as MDF is acceptable only for the edges of drawer fronts. Drawer sides shall be composite wood material construction such as MDF. Trio is grade 4.

GENERAL INFORMATION

GSA Terms & Conditions GS-28F-0021Y

HEIGHT ADJUSTABLE

01/16

- 1a. **The Credentials and Medley SIN #711-8 Grade 3 on pages 15-34.**
The Silea SIN #711-8 Grade 2 on pages 35-44.
The Trio SIN #711-8 Grade 4 on pages 45-54.
- 1b. **Lowest priced units:**
711-8 AC2CB15 \$135 List
2. **Maximum order:**
\$1,385,042 list (\$500,000 net)
3. **Minimum order:** \$2,000 list
4. **Geographic coverage:**
48 contiguous states and DC
5. **Points of production:**
Wayland, NY, Steuben County, USA
6. **Discount from list:**
- | | |
|-------------------------------|-----------|
| \$2,000 to \$100,000 list | 60.1% off |
| \$100,001 to \$300,000 list | 61.2% off |
| \$300,001 to \$500,000 list | 61.7% off |
| \$500,001 to \$700,000 list | 62.8% off |
| \$700,001 to \$1,385,042 list | 63.9% off |
- * These discounts apply to single purchase orders, shipping to the same place in the same time period.
7. **Quantity Discount:** See above
8. **Prompt payment terms:**
Net 30 days
- 9a. **Credit card Acceptance:**
Government credit card is accepted at or below the micro - purchase threshold.
- 9b. **Credit card Acceptance:**
Government credit card is accepted above the micro - purchase threshold.
10. **Foreign items:** None
- 11a. **Time of delivery:** 90 days ARO
- 11b. **Expedited delivery:** Not available
- 11c. **Overnight and 2-day delivery:**
Not available
- 11d. **Urgent requirements:**
Not available
12. **FOB point(s):** Destination
13. **Ordering address(es):**
The Gunlocke Company
c/o Authorized Gunlocke GSA Dealer
One Gunlocke Drive
Wayland, NY 14572
Phone: (800) 828-6300
Fax: (585) 728-8350
14. **Payment address(es):**
The Gunlocke Company LLC
13367 Collections Center Drive
Chicago, IL 60693
15. **Warranty provision:**
See warranty on page 5
16. **Export packing charges:** Write for quotation on export packaging.
17. **Terms and conditions of Government commercial credit card acceptance:**
Credit Cards are accepted.
18. **Terms and conditions of rental, maintenance, and repair:**
Not applicable
19. **Project Management:**
(SIN #711-91) \$65 Per Hour
20. **Design/Layout Services:**
(SIN #711-94) \$65 Per Hour
21. **Terms and conditions of installation:**
(SIN #711-95) Installation services will be charged at a rate of 15% of the net price of the purchase order for non-union rates (with a minimum charge of \$100), and 20% of the net price of the purchase order for union rates (with a minimum charge of \$150), for installation projects up to \$500. Installation projects in excess of \$500 will be negotiated on a case-by-case basis.
22. **Terms and conditions of repair:**
Parts indicating date of parts price lists and any discounts from list prices: Not applicable
23. **List of service and distribution:**
Points: Not applicable
24. **Participating dealers:**
A list of participating dealers will be supplied to any government agency upon request or is available on our website at www.gunlocke.com.
25. **Preventative maintenance:** Not applicable. Instruction sheets available upon request.
26. **Environmental attributes:**
Gunlocke has an active environmental program. Please call (800) 828-6300 for details.
27. **Data universal number system:**
(DUNS) number is 1999 36550
28. **CCR registration/Cage Code:**
The Gunlocke Company is registered in the DoD CCR. Cage Code - 26574
29. **Returns:**
No returns of goods will be accepted without written consent and shipping instructions from Gunlocke, and the Government customer will be required to pay all return freight charges. A restocking fee of 30% net will apply on all authorized returns provided Gunlocke receives goods in the condition in which they left the factory. No credit will be given if goods cannot be reused. Special order items are in no event subject to return. Goods must be returned within 70 days of shipment from factory.
30. **Cancellations:**
No charge prior to production. After production has begun (5 days ARO), only the actual costs that the contractor can demonstrate will be billed to the customer if the merchandise cannot be resold within a reasonable period of time (90 days).
31. **Inside Delivery:**
Contact the Gunlocke Company Traffic Department at (800) 828-6300 for a quotation on inside delivery.
32. **Federal Tax ID #** 22 3887942

12 YEAR WARRANTY

Subject to the limitations set forth below. The Gunlocke Company warrants to the original purchaser all product in this price list to be free from defects in material and workmanship for a twelve year period from the date of shipment. This 12-year warranty applies to all products sold and installed by a Gunlocke authorized agent for normal commercial single shift service. Gunlocke will repair, or at its option, replace defective merchandise, free of charge. The following components not manufactured by Gunlocke have the following warranties:

- **High wear components** such as casters and glides are warranted for five years after date of shipment to original owner.
- **Electrical components** are warranted 10 years from date of manufacture with exception of lamps and ballasts which are not warrantied. This includes Fluorescent Tasklights.
- **LED tasklights** are warrantied for 3 years from date of shipment to original owner.
- **Drawer suspensions** are warrantied for lifetime of product after shipment to original owner.
- **Personal corners** including covering (leather) are warrantied for three years of single shift and normal use after shipment to original owner.
- **Height adjustable electrical components** are warrantied for five years of single shift and normal use after shipment to original owner.

Any non-standard material selected by the customer is not warrantied. Neither does this warranty apply to damage resulting from accident, alteration, or misuse, as well as damage from normal wear and tear such as dents, nicks, scratches, fading and improper maintenance. That is, Gunlocke's warranty is only valid if products are given proper use and care. Gunlocke assumes no responsibility for product damages resulting from improper installation or user modification.

WOOD FURNITURE

Wood owes its inherent beauty to variations in color, grain, and texture, and therefore, these variations are not considered defects. There may be minor variations from one piece of furniture to the next even though they are finished at the same time. Exposure to light and the aging process will cause a darkening of natural wood products. Light finishes on wood products do not mask the natural characteristics of wood. The Gunlocke Company does not guarantee the exact matching of grain, pattern, and color.

These finishes do not cover any of the natural characteristics of the wood, including nature's colorations, pitch pockets, and the variations of steambent wood. Merchandise will not be replaced because of these natural variations.

It is expressly understood and agreed that the buyer's sole and exclusive remedy for any and all losses or damages resulting from nonconforming goods, or from any other cause, shall be repair or replacement of defective parts, and that Gunlocke shall not be liable for damages or injury to persons or property, nor for replacement of the entire commercial unit, if repair or replacement of defective parts can reasonably render the unit conforming.

All warranty claims must be made in writing by the original owner. Owner may be required to produce the invoice or other evidence to establish that a claim is within the warranty period. Warranty claims may be submitted on the Gunlocke website. www.gunlocke.com/productservice/

As stated and illustrated on the website, serial numbers are required to process a warranty claim. No person, firm or corporation is authorized to assume for Gunlocke any liability in connection with the sale or installation of Gunlocke products except as stated above.

All other warranties, expressed or implied, are excluded. Gunlocke shall not be liable for incidental or consequential damages of any sort.

GENERAL INFORMATION

delivery information

HEIGHT ADJUSTABLE

01/16

Within the Continental USA, all orders above \$2,000 list are shipped FOB factory, freight prepaid and allowed. All orders less than \$2,000 list will be subject to a \$100 net freight charge. Products shipped to Alaska and Hawaii FOB factory, freight prepaid and allowed to port of embarkation. Customer is responsible for freight charges from port of embarkation to final destination.

An anticipated shipping date is indicated on the order acknowledgement. Gunlocke cannot accept responsibility for shipping delays caused by outside sources or unforeseen problems. Delay of shipments requested by customers must be approved by Gunlocke. Any resultant storage charges will be charged to the customer.

Gunlocke may await completion of the entire order and ship all at once or may make partial shipments from time to time at its sole discretion unless the customer requests in writing that partial shipments are needed and Gunlocke approves the specific shipping schedule. Additional charges may apply.

Gunlocke is not liable for any delay or failure to deliver or perform due to strikes, lock-outs, or other labor or transportation difficulties, delay of sources or supply, accidents, fires, acts of God, or any other causes of like or unlike nature beyond the control of Gunlocke.

LIABILITY

Gunlocke products and their packaging are tendered to a transportation company only after passing rigid quality control inspection. At that time, title to the product is passed to the purchaser. However the transportation company assumes all liability from acceptance of shipment through its delivery. That is, Gunlocke's liability ceases at the time of shipment.

FILING OF CLAIMS

All claims for damage or loss must be submitted via our website at: www.gunlocke.com/productservices within 15 days after receipt of merchandise. Do not return freight damaged merchandise to Gunlocke. Follow the steps below to expedite processing and resolution of claims.

For Visible Damage

1. Make damage notation on delivery receipt and have driver sign. Do not reject or refuse the shipment.
2. Immediately contact Gunlocke Traffic Department at 585-728-8268.
3. Hold damaged carton and all interior packing for carrier's inspection. These materials will be needed to substantiate the claim.

For Concealed Damage

1. Open cartons within 15 days of receipt and inspect.
2. Follow steps 2 and 3 as listed under Visible Damage.
3. Do not remove product from delivered destination.

For Loss

1. Be sure loss notation is made on delivery receipt and have driver sign.
2. Contact Gunlocke Traffic Department at 585-728-8268.

Should transportation company seek to limit its liability on concealed, loss, or damage claims, please contact Gunlocke's traffic department. After a thorough investigation of the claim, the traffic department will provide you with guidance in corresponding with the carrier.

Returned merchandise, regardless of delivery method, will not be accepted unless specifically authorized by Gunlocke.

For Damage or Loss of Parcel Post or UPS Shipment

Notify the Gunlocke traffic department immediately at 585-728-8268.

NORMAL DELIVERY

All normal ground transportation by Gunlocke will be made on a dock-to-dock basis. The Gunlocke traffic department will determine the recommended method of shipment according to the ship to destination. If the delivery on a shipment takes longer than 3 hours to be unloaded, an additional charge will be billed at \$100/hour. Gunlocke reserves the absolute right to determine the method of shipping unless special delivery instructions have been previously approved.

Gunlocke cannot guarantee specific delivery times. If a guaranteed delivery time is needed please call Gunlocke Traffic Department at 585-728-8268 for a quote as additional charges will apply. Weekend or after hours deliveries are subject to additional charges.

WEEKEND DELIVERY

A \$500 charge will apply on weekend delivery after 3:00 PM Friday through Sunday evenings.

DROP SHIP / JOB SITE DELIVERY

Orders under \$50,000 list will incur a \$125 charge for ship to locations other than a designated dealer warehouse.

INSIDE DELIVERY

Inside delivery must be noted on order. A minimum \$100 charge will apply.

SPECIAL DELIVERY

Please contact the Gunlocke traffic department for special delivery services such as inside delivery, weekend or after hour deliveries, reconsignment or other special needs. These are billable services. Gunlocke will make every effort to meet the appointed time, however Gunlocke will not be responsible for any additional charges for late deliveries beyond our control.

DOCK RESTRICTIONS

Gunlocke trailers are 53' x 102". If delivery dock will not accommodate trucks of this size, the Gunlocke traffic department must be contacted prior to shipping. Alternate arrangements can be made; additional charges may apply.

Height Adjustable Bases 9-14

Product Specifications 10

Bases 11

HEIGHT ADJUSTABLE WORKSURFACES

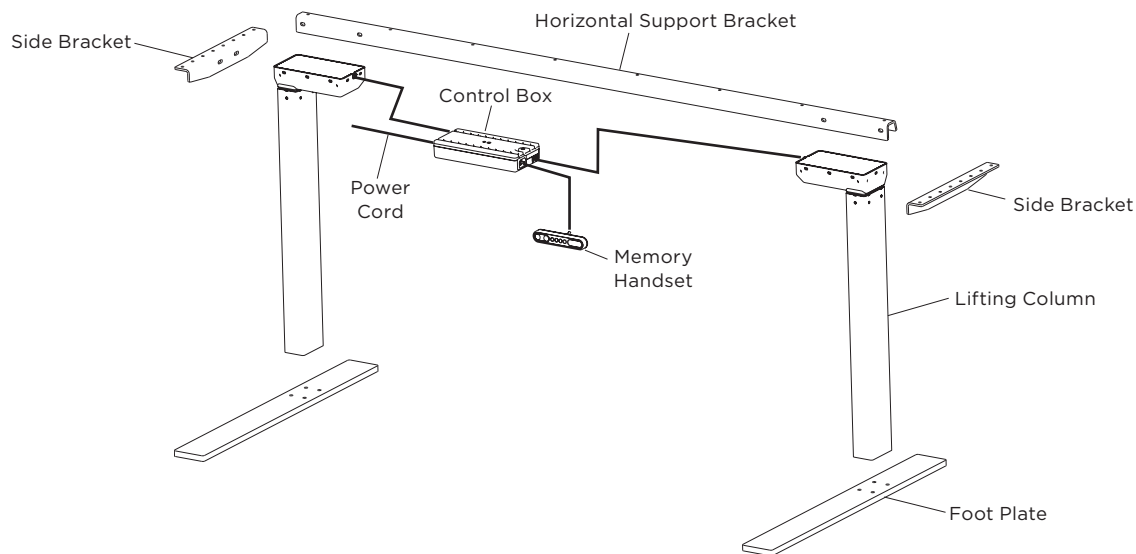
Worksurfaces are actual widths. A 1" clearance gap is required for any height adjustable top on all sides. Moving worksurfaces can collide with other components. It is important to ensure free range of motion prior to operating the table. Please contact Gunlocke's Tailored Solutions department (GUNTS) for special worksurface size requirements if standard models do not provide 1" gaps. Adjacent worksurfaces need to be self supporting. A wall mount bracket may be used, see page 56.

HEIGHT ADJUSTABLE BASE

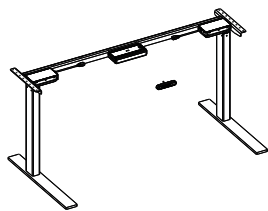
Electric height adjustable base unit is available in a 2-Stage lifting column with an offset C-Leg design. The height adjustable base is a compact 2-part lifting column. A lifting column is an electric linear actuator integrated into a stable guide. The sophisticated motor system is completely hidden inside the column. 2-Stage models travel at 1.5" per second. Motor devices have a continuous cycle time of 2 minutes with an 18 minute rest period before it can be cycled again. The control box is powered by 110-120V /60Hz /4A. Standby power is < 0.1 Watts. Standard plug power cords are 10' length. Load capacity is 300 pounds for 2-leg height adjustable models, including weight of worksurface. Pedestals taller than 24 1/2" when placed under the height adjustable table will limit range in lowest position. Footplate is 1/2" thick by 3" wide steel and is bolted to the lifting column. All tables have adjustable glides providing 1/2" adjustment.

MEMORY CONTROL

The memory handset has a modern design. The up and down buttons are "user-friendly" as they are shaped according to the function, meaning that the user can feel the difference and it is not necessary to look at the control when operating the system. The memory handset allows for 3 programmable user heights. The handset has a digital display for height read out in either centimeters or inches. To save power the display switches off when not in use, putting the memory control into standby mode.



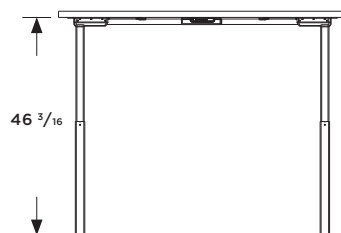
	for use with top sizes	D	W	H	model number	list
BASES	24 x 42	21	36	26	BSHAT2142	1,900
	24 x 48	21	42	26	BSHAT2148	1,910
	24 x 54	21	48	26	BSHAT2154	1,920
	24 x 60	21	54	26	BSHAT2160	1,930
	24 x 66	21	60	26	BSHAT2166	1,940
	24 x 72	21	66	26	BSHAT2172	1,950



30/36 x 48	27	42	26	BSHAT2748	1,930
30/36 x 54	27	48	26	BSHAT2754	1,940
30/36 x 60	27	54	26	BSHAT2760	1,950
30/36 x 66	27	60	26	BSHAT2766	1,960
30/36 x 72	27	66	26	BSHAT2772	1,970



Base at lowest height setting



Base at tallest height setting

PRODUCT INFO

TO ORDER PLEASE SPECIFY THE FOLLOWING:

1. MODEL NUMBER
2. BASE COLOR

BASE COLOR OPTIONS:

BK Black
SV Silver

See inside front cover for required option codes

Example

BSHAT2760.BK
BSHAT2760 BK
MODEL NUMBER BASE COLOR

Credentials 15-24

 Material & Finishes 16-17

 Typicals 18-19

 Tops 20-21

 Optional Modesty Panels 22

CREDENTIALS HEIGHT ADJUSTABLE

Veneers

Credentials is offered in three select veneers and four premium veneers. All exposed surfaces utilize select Plain Sliced Cherry, Maple or Walnut veneers or premium Quarter Cut Cherry, Maple, Walnut or Rift Cut Oak veneers.

Specialty Finishes:

- Submit a color sample block (minimum size 3" x 3") to Gunlocke so that a finish formulation can be developed to match the special finish and color.
- Review the approval sample provided by Gunlocke.
- Written approval and sign off is required for Gunlocke customer service.
- Once written approval and sign off is received, the special finish order will be acknowledged.

Note: See Gunlocke Advantage website for special finish request forms.

All Casegoods and Tables Purchase Orders:

- 10% list upcharge per wood unit to base veneer option receiving special finish.

Note: This procedure and related costs apply to new and previously formulated special finishes. Special finish orders may receive additional lead time.

CREDENTIALS VENEERS

veneer 1 (select)

Plain Sliced Cherry
Plain Sliced Maple
Plain Sliced Walnut

veneer 2 (premium)

Quarter Cut Cherry
Quarter Cut Maple
Quarter Cut Walnut
Rift Cut Oak

NOTE: For FSC Certified product add **FSC** to the beginning of finish option code.

Example: FSCNC260. A 5% list upcharge will be applied per unit ordered with FSC option.

UV TOP FINISH

Credentials worksurfaces feature two low emitting UV finish options that enhance the beauty of natural wood and ensures the depth, clarity, color consistency and durability throughout the life of the product.

UV Finish Options

Open Pore Low Sheen	OP
Ful-fill ClearTech™ (upcharge)	FF
Full-fill Top ≤ 120" Length	(+\$75)
Full-fill Top >120" Length	(+\$150)

veneer 1 (Select)

NATURAL CHERRY

Medium Brown Cherry	NC215
Cinnamon Cherry	NC260
Chicory Cherry	NC284
Chestnut Cherry	NC293
Dark Red Cherry	NC511
Medium Red Cherry	NC512
Light Cherry	NC701
Wheat Cherry	NC706
Canyon Cherry	NC744
Burnished Cherry	NC777

NATURAL MAPLE

Natural Maple	NE800
Honey Maple	NE873

NATURAL WALNUT

Light Walnut	NT601
Coffee Walnut	NT615
Nutmeg Walnut	NT629
Charcoal Grey Walnut	NT637
Dark Roast Walnut	NT684
Sumatra Walnut	NT693

veneer direction

Standard Long Grain	VLG
Cross/Short Grain	VST

office #

Office 1	OFC1
Office 2	OFC2
Office 3 (includes all #'s 1-199)	OFC3
Office 199	OFC199

veneer 2 (Premium)

QUARTER CUT CHERRY

Medium Brown Cherry	QC215
Cinnamon Cherry	QC260
Chicory Cherry	QC284
Chestnut Cherry	QC293
Dark Red Cherry	QC511
Medium Red Cherry	QC512
Light Cherry	QC701
Wheat Cherry	QC706
Canyon Cherry	QC744
Burnished Cherry	QC777

QUARTER CUT MAPLE

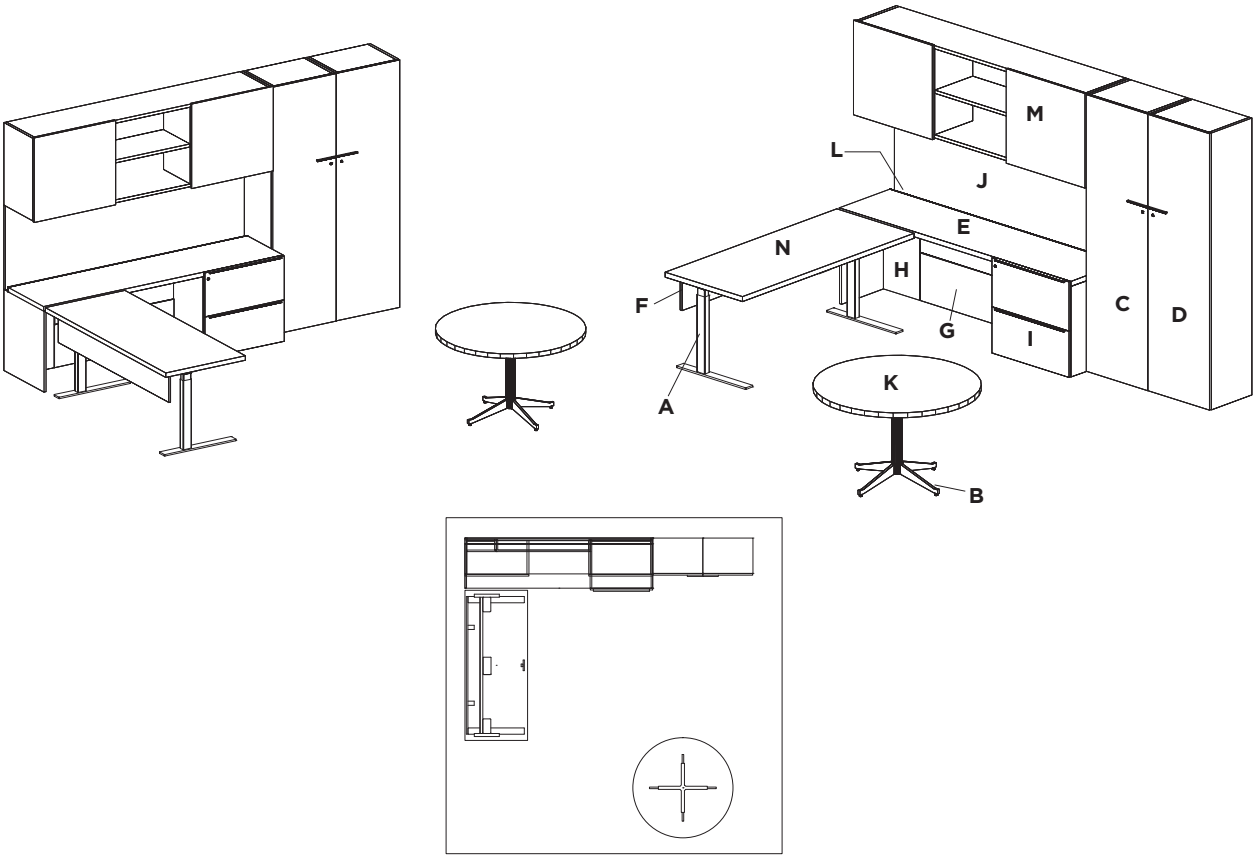
Natural Maple	QE800
Honey Maple	QE873

QUARTER CUT WALNUT

Light Walnut	QT601
Coffee Walnut	QT615
Nutmeg Walnut	QT629
Charcoal Grey Walnut	QT637
Dark Roast Walnut	QT684
Sumatra Walnut	QT693

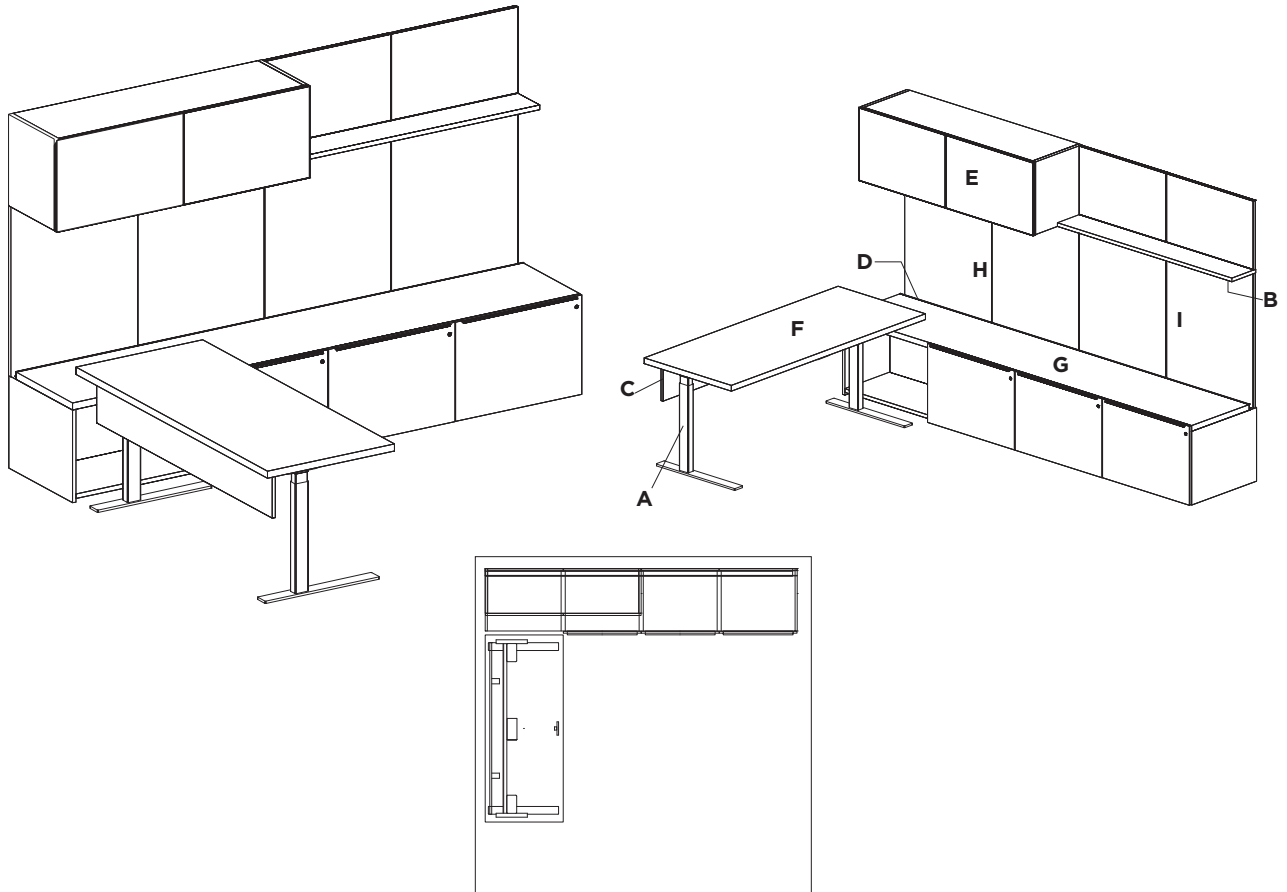
RIFT CUT OAK

Light Rift Cut Oak	RF301
Dark Rift Cut Oak	RF331



item	page	model number	description	qty	unit list	ext list
A	11	BSHAT2772	Hgt Adj Base for use with 30"/36" x 72" tops	1	1,970	1,970
B	-	BSXBASE32	GUN Base 1100-SQ32 Satin Nickel 42-48 Dia Tops	1	2,812	2,812
C	-	GAACLD6H1824L-WW	GUN Cred'l Closet Coat Hk/Shelves 6h 18d 24w LH, Wd	1	4,789	4,789
D	-	GAACLD6H1824R-WW	GUN Cred'l Closet Coat Hk/Shelves 6h 18d 24w RH, Wd	1	4,789	4,789
E	-	GAACWR2490T-W	GUN Cred'ls Cred Wksf 24d 90w, Wd Trough back	1	1,341	1,341
F	22	GAADMHA72-W	Cred 10" Modesty Panel 72" width, Wd	1	610	610
G	-	GAAMCA45-W	GUN Cred'ls Modular Cred Wall Acc Pnl 45w, Wd	1	1,216	1,216
H	-	GAAMPW2415L-XBW	GUN Cred'ls 15w LH-X Trough Bk Wall Acc Pnl, Wd	1	777	777
I	-	GAAMPW2430R-4W	GUN Cred'ls Modular Ped 30w RH-4, Wd	1	2,232	2,232
J	-	GAATKW90	GUN Cred'ls Wall Mnt Tckbrd 28h 90w	1	772	772
K	-	GAATRD48-W	GUN Cred'ls Rnd Tbl 48 Dia, Wd	1	3,000	3,000
L	-	GAATROUGH90	GUN Cred'ls Trough Wire Manager 90	1	150	150
M	-	GAAWCS2H90-WW	GUN Cred'ls WM Cab 2h 90w Tskigt Wd Sldg Drs	1	6,800	6,800
N	21	GAADWRA3072-W	Cred Modular Wksf for Hgt Adj 30 x 72, Wd	1	1,370	1,370
					32,628	

Note: option upcharges are not included in list prices



item	page	model number	description	qty	unit list	ext list
A	11	BSHAT2772	Hgt Adj Base for user with 30"/36" x 72" tops	1	1,970	1,970
B	-	GAAASF860-W	GUN Cred'ls Shelf for Segment Tackzone 8d 60w, Wd	1	763	763
C	22	GAADMHA72-W	Cred 10" Modesty Panel 72" width, Wd	1	610	610
D	-	GAATROUGH120	GUN Cred'ls Trough Wire Manager 120	1	160	160
E	-	GAAWCF1H60-WG	GUN Cred'l WM Cab 1h 60w Tsklgt Gl's Soft Lift Dr	1	4,884	4,884
F	21	GAADWRA3072-W	Cred Modular Wksf for Hgt Adj 30 x 72, Wd	1	1,370	1,370
G	-	SPL-GAA-CFS-T-WW	SPL GAA Full Bank Cred, -W	1	1	1
H	-	SPL-GAA-TWD-W	SPL Layers Wood Tack 60w, 2 piece	1	1,573	1,573
I	-	SPL-GAA-TWD-W	SPL Layers Wood Tack 60w, Seg for Shelf, 2 piece	1	2,543	2,543

13,874

Note: option upcharges are not included in list prices shown

	D	W	H	model number	veneer 1	veneer 2
24" TOPS	24	42	1 1/2	GAADWRA2442-W	895	985
	24	48	1 1/2	GAADWRA2448-W	942	1,036
	24	54	1 1/2	GAADWRA2454-W	992	1,091
	24	60	1 1/2	GAADWRA2460-W	1,045	1,150
	24	66	1 1/2	GAADWRA2466-W	1,100	1,210
	24	72	1 1/2	GAADWRA2472-W	1,158	1,274

PRODUCT INFO

TO ORDER PLEASE SPECIFY THE FOLLOWING:

1.

2.

3.

4.

5.

6.

MODEL NUMBER
FINISH
TOP UV FINISH TYPE
GRAIN DIRECTION
GROMMET
OFFICE #

See set 1 below for grommet option codes

No Grommet GN
Left GL (Add +\$175)
Center GC (Add +\$175)
Right GR (Add +\$175)
Left & Right GB (Add +\$350)



Add grommet bezel color and door finish to complete option pick.
SV = silver bezel, veneer door
BV = black bezel, veneer door
WG = silver bezel, white glass door
BG = black bezel, black glass door
MG = silver bezel, muslin glass door

See inside front cover for required option codes

Example: GLSV = left grommet, silver bezel, veneer door

Example

GAADWRA2442-W.NC215.FF.VLG.GN.OFC1
GAADWRA2442-W NC215 FF VLG GN OFC1
MODEL NUMBER FINISH TOP UV FINISH GRAIN DIRECTION GROMMET OFFICE #

	D	W	H	model number	veneer 1	veneer 2
30" TOPS	30	48	1 1/2	GAADWRA3048-W	1,095	1,205
	30	54	1 1/2	GAADWRA3054-W	1,160	1,276
	30	60	1 1/2	GAADWRA3060-W	1,253	1,379
	30	66	1 1/2	GAADWRA3066-W	1,333	1,466
	30	72	1 1/2	GAADWRA3072-W	1,370	1,507
36" TOPS	36	48	1 1/2	GAADWRA3648-W	1,282	1,410
	36	54	1 1/2	GAADWRA3654-W	1,355	1,491
	36	60	1 1/2	GAADWRA3660-W	1,433	1,576
	36	66	1 1/2	GAADWRA3666-W	1,543	1,697
	36	72	1 1/2	GAADWRA3672-W	1,577	1,735

PRODUCT INFO

TO ORDER PLEASE SPECIFY THE FOLLOWING:

1.	<input type="text"/>	MODEL NUMBER	See set 1 below for grommet option codes
2.	<input type="text"/>	FINISH	No Grommet GN
3.	<input type="text"/>	TOP UV FINISH TYPE	Left GL (Add +\$175)
4.	<input type="text"/>	GRAIN DIRECTION	Right GR (Add +\$175)
5.	<input type="text"/>	GROMMET	Left & Right GB (Add +\$350)
6.	<input type="text"/>	OFFICE #	Add grommet bezel color and door finish to complete option pick.

SV = silver bezel, veneer door
BV = black bezel, veneer door
WG = silver bezel, white glass door
BG = black bezel, black glass door
MG = silver bezel, muslin glass door

Example: **GLSV** = left grommet, silver bezel, veneer door

See inside front cover for required option codes

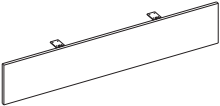
Example

GAADWRA3060-W.NC215.FF.VLG.GN.OFC1

GAADWRA3060-W	NC215	FF	VLG	GN	OFC1
MODEL NUMBER	FINISH	TOP UV FINISH	GRAIN DIRECTION	GROMMET	OFFICE #

OPTIONAL MODESTY PANEL

For use with 30" and 36" Tops

	D	W	H	model number	veneer 1	veneer 2
MODESTY PANELS 	3/4	42	10	GAADMHA48-W	499	549
	3/4	48	10	GAADMHA54-W	526	579
	3/4	54	10	GAADMHA60-W	555	611
	3/4	60	10	GAADMHA66-W	586	645
	3/4	66	10	GAADMHA72-W	610	671

- Optional 10" height modesty panel with 6" overhang

PRODUCT INFO

TO ORDER PLEASE SPECIFY THE FOLLOWING:

1.

2.

3.
- MODEL NUMBER

FINISH

OFFICE #

See inside front cover for required option codes

Example

GAADMHA60-W.NC215.OFC1

GAADMHA60-W

NC215

OFC1

MODEL NUMBER

FINISH

OFFICE #

Medley25-34

 Material & Finishes 26-27

 Typicals 28-29

 Tops 30-31

 Optional Modesty Panels 32

MEDLEY HEIGHT ADJUSTABLE

Veneers

Medley is offered in three select veneers and one premium veneer. All exposed surfaces utilize select Plain Sliced Cherry, Maple or Walnut veneers or premium Rift Cut Oak veneers.

Specialty Finishes:

- Submit a color sample block (minimum size 3" x 3") to Gunlocke so that a finish formulation can be developed to match the special finish and color.
- Review the approval sample provided by Gunlocke.
- Written approval and sign off is required for Gunlocke customer service.
- Once written approval and sign off is received, the special finish order will be acknowledged.

Note: See Gunlocke Advantage website for special finish request forms.

All Casegoods and Tables Purchase Orders:

- 10% list upcharge per wood unit to base veneer option receiving special finish.

Note: This procedure and related costs apply to new and previously formulated special finishes. Special finish orders may receive additional lead time.

MEDLEY VENEERS

veneer 1 (select)

Plain Sliced Cherry

Plain Sliced Maple

Plain Sliced Walnut

veneer 2 (premium)

Rift Cut Oak

NOTE: For FSC Certified product add **FSC** to the beginning of finish option code.

Example: FSCNC260. A 5% list upcharge will be applied per unit ordered with FSC option.

UV TOP FINISH

Medley worksurfaces feature two low emitting UV finish options that enhance the beauty of natural wood and ensures the depth, clarity, color consistency and durability throughout the life of the product.

UV FINISH OPTIONS

Open Pore Low Sheen	OP
Full Fill ClearTech™ (upcharge)	FF
Full Fill Top ≤ 120" Length	(+\$75)
Full Fill Top >120" Length	(+\$150)

veneer 1 (Select)

NATURAL CHERRY

Medium Brown Cherry	NC215
Cinnamon Cherry	NC260
Chicory Cherry	NC284
Chestnut Cherry	NC293
Dark Red Cherry	NC511
Medium Red Cherry	NC512
Light Cherry	NC701
Wheat Cherry	NC706
Canyon Cherry	NC744
Burnished Cherry	NC777

NATURAL MAPLE

Natural Maple	NE800
Honey Maple	NE873

NATURAL WALNUT

Light Walnut	NT601
Coffee Walnut	NT615
Charcoal Grey Walnut	NT637
Dark Roast Walnut	NT684
Sumatra Walnut	NT693

veneer 2 (Premium)

Dark Rift Cut Oak	RF331
-------------------	--------------

veneer DIRECTION

Standard Long Grain	VLG
Cross/Short Grain	VST

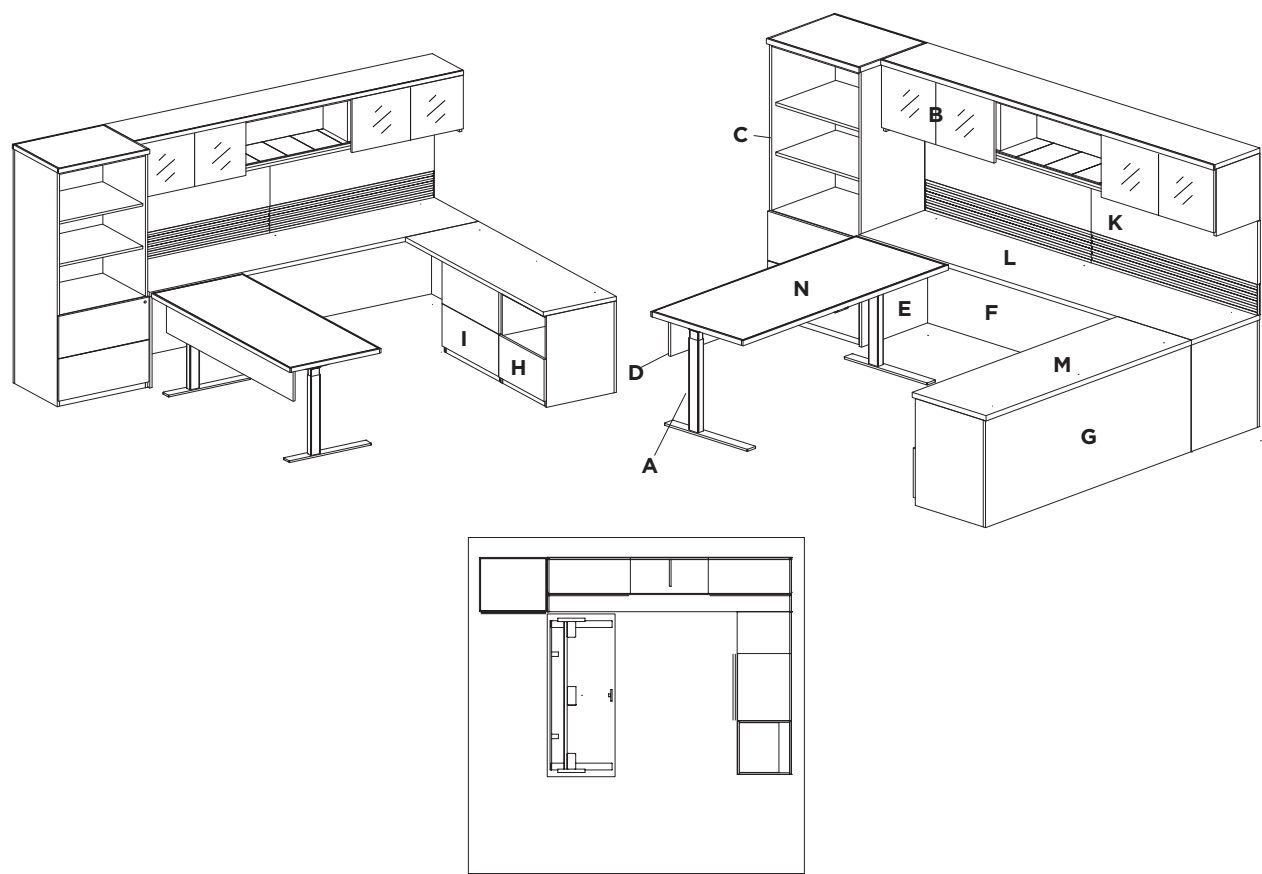
EDGE DETAIL

Double Flute*	DF
Lacuna*	LA
Kerf*	KF
Softened*	SF
Trioval*	TO
Bevel	BV
Ogee	OG
Radius	RD

*Provide minimal gap between adjoining worksurfaces.

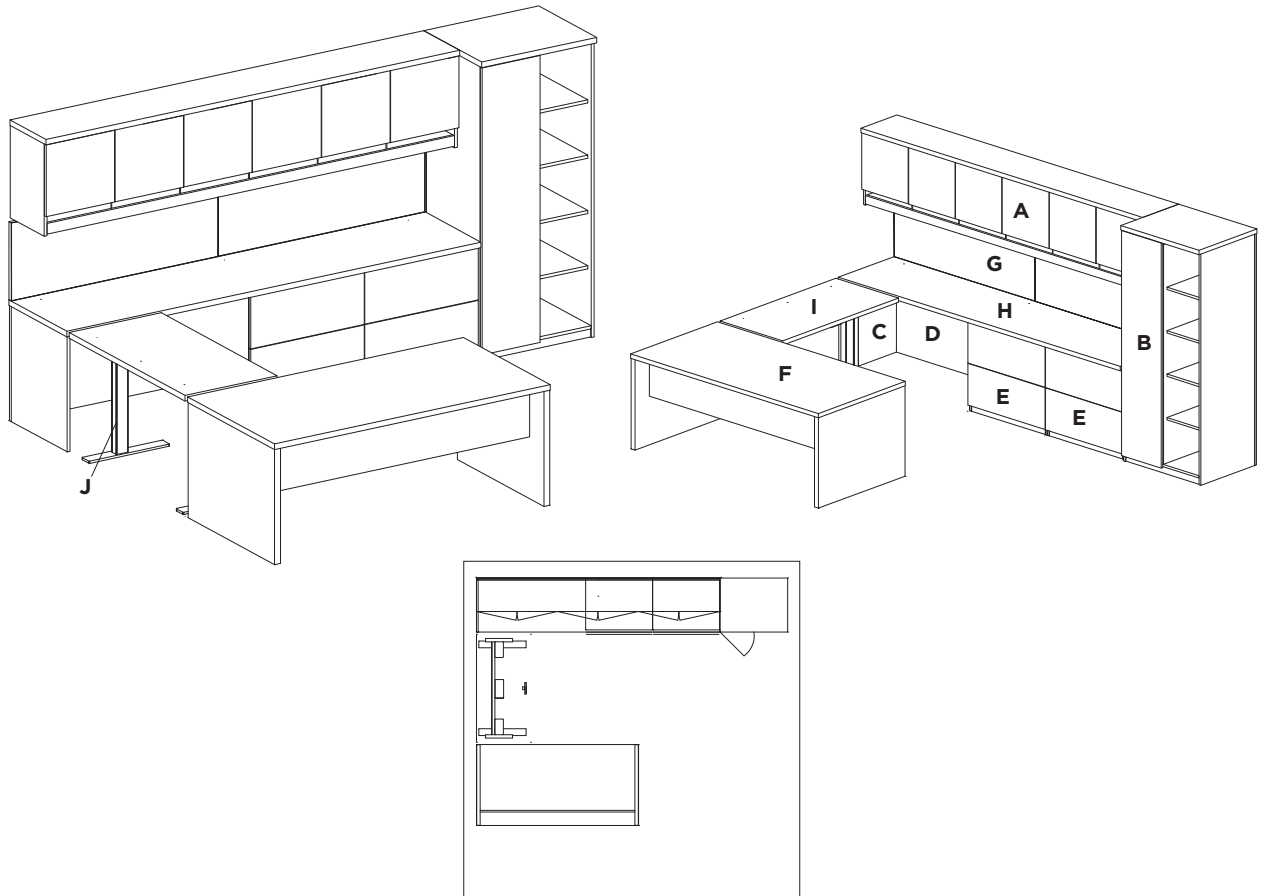
MEDLEY TYPICAL 1

HEIGHT ADJUSTABLE - MEDLEY
01/16



item	page	model number	description	qty	unit list	ext list
A	11	BSHAT2772	Hgt Adj Base for use with 30"/36" x 72" tops	1	1,970	1,970
B	-	MD1HOW108-G	MD Wall Mnt Cab 108 1h - 2 36w Glass Doors	1	5,697	5,697
C	-	MD5HSB3024-4N	MD Stor Box 5h 30 LF, No Drs	1	4,649	4,649
D	32	MDDMHA72-W	MD 10" Modesty Panel 72" Width, Wd	1	622	622
E	-	MDEP24	End Panel for 24" 23 1/16 d x 3/4 w x 27 1/16 h	2	426	852
F	-	MDMDC108	Mod Panel for 108" Desk/Credenza 3/4 d x 107 3/16 w x 27	1	1,073	1,073
G	-	MDMR72	Mod Panel for 72" Return 3/4 d x 72w x 27 1/16 h	1	785	785
H	-	MDPM2424-P	MD Modular Printer Ped 24 x 24	1	1,812	1,812
I	-	MDPM2430-4	Lat File Ped for Retns and Creds 23 1/16 d x 29 3/4 w	1	1,957	1,957
J	-	MDSWK12	Support Panel 12" Depth	1	185	185
K	-	MDTKWM108-FT	MD Wall Mnt Toolrail + Tckbd 108, 2 piece	1	1,594	1,594
L	-	MDWR24108	24 x 108 x 1 5/16 Modular Worksurfaces	1	1,451	1,451
M	-	MDWR2472	24 x 72 x 1 5/16 Modular Worksurfaces	1	944	944
N	31	MDDWRA3072-W	MD Modular Wksf for Hgt Adj 30 x 72, Wd	1	1,075	1,075
						24,656

Note: option upcharges are not included in list prices



item	page	model number	description	qty	unit list	ext list
A	-	MD1HOW108W-PM	Wall Mnt Ohead Storage 15d x 108w x 18 7/16 h	1	5,867	5,867
B	-	MD5HBC3024L	Bookcase closet LH 24d x 30w x 70 5/8 h	1	4,277	4,277
C	-	MDEP24	End panel for 24" 23 1/16 d x 3/4 w x 27 1/16 h	1	426	426
D	-	MDMDC108	Mod Panel for 108" Desk/Credenza 3/4 d x 107 3/16 w x 27h	1	1,073	1,073
E	-	MDPM2430-4	Lat File Ped for Retns and Creds 23 1/16 d x 29 3/4 w	2	1,957	3,914
F	-	MDTDR3672-X	MD 36 x 72 Tbl Dsk Rect Pnl Legs, O'hang Frt	1	2,848	2,848
G	-	MDTKWM108-PM	MD Tckbd Wall Mount 108 PM, 2 Piece	1	1,062	1,062
H	-	MDWR24108	24 x 108 x 1 5/16 Modular Worksurfaces	1	1,451	1,451
I	30	MDDWRA2448-W	MD Modular Wksf for Hgt Adj 24 x 48, WD	1	817	817
J	11	BSHAT2148	Hgt Adj Base for use with 24" x 48" tops	1	1,910	1,910

23,645

Note: option upcharges are not included in list prices shown

	D	W	H	model number	veneer 1	veneer 2
24" TOPS	24	42	1 5/16	MDDWRA2442-W	798	838
	24	48	1 5/16	MDDWRA2448-W	817	858
	24	54	1 5/16	MDDWRA2454-W	849	892
	24	60	1 5/16	MDDWRA2460-W	865	908
	24	66	1 5/16	MDDWRA2466-W	923	969
	24	72	1 5/16	MDDWRA2472-W	944	991

PRODUCT INFO



TO ORDER PLEASE SPECIFY THE FOLLOWING:

1.		MODEL NUMBER	See set 1 below for grommet option codes
2.		FINISH	No Grommet GN
3.		TOP UV FINISH TYPE	Left Silver GLS (Add +\$70)
4.		GRAIN DIRECTION	Left Black GLB (Add +\$70)
5.		EDGE	Center Silver GCS (Add +\$70)
6.		GROMMET	Center Black GCB (Add +\$70)
			Right Silver GRS (Add +\$70)
			Right Black GRB (Add +\$70)
			Left & Right Silver GBS (Add +\$140)
			Left and Right Black GBB (Add +\$140)

See inside front cover for required option codes

Example

MDDWRA2442-W.NC215.FF					
MDDWRA2442-W	NC215	FF	VLG	DF	GN
MODEL NUMBER	FINISH	TOP UV FINISH	GRAIN DIRECTION	EDGE	GROMMET

	D	W	H	model number	veneer 1	veneer 2
30" TOPS	30	48	1 5/16	MDDWRA3048-W	924	970
	30	54	1 5/16	MDDWRA3054-W	961	1,009
	30	60	1 5/16	MDDWRA3060-W	983	1,032
	30	66	1 5/16	MDDWRA3066-W	1,046	1,098
	30	72	1 5/16	MDDWRA3072-W	1,075	1,129
36" TOPS	36	48	1 5/16	MDDWRA3648-W	1,024	1,075
	36	54	1 5/16	MDDWRA3654-W	1,071	1,125
	36	60	1 5/16	MDDWRA3660-W	1,124	1,180
	36	66	1 5/16	MDDWRA3666-W	1,211	1,271
	36	72	1 5/16	MDDWRA3672-W	1,237	1,299

PRODUCT INFO

TO ORDER PLEASE SPECIFY THE FOLLOWING:

1.	<input type="text"/>	MODEL NUMBER	See set 1 below for grommet option codes	
2.	<input type="text"/>	FINISH	No Grommet	GN
3.	<input type="text"/>	TOP UV FINISH TYPE	Left Silver	GLS (Add +\$70)
4.	<input type="text"/>	GRAIN DIRECTION	Left Black	GLB (Add +\$70)
5.	<input type="text"/>	EDGE	Right Silver	GRS (Add +\$70)
6.	<input type="text"/>	GROMMET	Right Black	GRB (Add +\$70)
			Left & Right Silver	GBS (Add +\$140)
			Left and Right Black	GBB (Add +\$140)

See inside front cover for required option codes

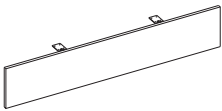
Example

MDDWRA3060-W.NC215.FF

MDDWRA3060-W	NC215	FF	VLG	DF	GN
MODEL NUMBER	FINISH	TOP UV FINISH	GRAIN DIRECTION	EDGE	GROMMET

OPTIONAL MODESTY PANEL

For use with 30" and 36" Tops

	D	W	H	model number	veneer 1	veneer 2
MODESTY PANELS 	3/4	42	10	MDDMHA48-W	509	535
	3/4	48	10	MDDMHA54-W	537	564
	3/4	54	10	MDDMHA60-W	566	595
	3/4	60	10	MDDMHA66-W	598	628
	3/4	66	10	MDDMHA72-W	622	654

- Optional 10" height modesty panel with 6" overhang

PRODUCT INFO

TO ORDER PLEASE SPECIFY THE FOLLOWING:

1.

2.
- MODEL NUMBER

FINISH

See inside front cover for required option codes

Example

MDDMHA60-W.NC215

MDDMHA60-W

MODEL NUMBER

NC215

FINISH

Silea35-44

Material & Finishes 36-37

Typicals 38-39

Tops 40-41

Optional Modesty Panels 42

SILEA HEIGHT ADJUSTABLE

Veneers

Silea is offered in four select veneers. All exposed surfaces utilize select Plain Sliced Cherry. Stratwood veneers are also available in Maple, Walnut or Oak as veneer 1 pricing.

Stratawood veneer is an engineered wood veneer which provides a repeatable consistent straight-grain pattern. The grain direction on all surfaces is horizontal.

Specialty Finishes:

- Submit a color sample block (minimum size 3" x 3") to Gunlocke so that a finish formulation can be developed to match the special finish and color.
- Review the approval sample provided by Gunlocke.
- Written approval and sign off is required for Gunlocke customer service.
- Once written approval and sign off is received, the special finish order will be acknowledged.

Note: See Gunlocke Advantage website for special finish request forms.

All Casegoods and Tables Purchase Orders:

- 10% list upcharge per wood unit to base veneer option receiving special finish.

Note: This procedure and related costs apply to new and previously formulated special finishes. Special finish orders may receive additional lead time.

SILEA FINISHES

veneer 1 (select)

- Stratawood Cherry
- Stratawood Maple
- Stratawood Walnut
- Stratawood Rift Cut Oak

paint finishes

laminates

(worksurfaces only)

NOTE: For FSC Certified product add **FSC** to the beginning of finish option code.

Example: FSCNC260. A 5% list upcharge will be applied per unit ordered with FSC option.

UV TOP FINISH

Silea worksurfaces feature two low emitting UV finish options that enhance the beauty of natural wood and ensures the depth, clarity, color consistency and durability throughout the life of the product.

UV FINISH OPTIONS

Open Pore Low Sheen	OP
Full Fill ClearTech™ (upcharge)	FF
Full Fill Top ≤ 120" Length	(+\$75)
Full Fill Top >120" Length	(+\$150)

VENEER 1 (Select)

STRATAWOOD CHERRY

Chicory Cherry	SC284
Clear Cherry	SC700
Light Cherry	SC701
Wheat Cherry	SC706
Burnished Cherry	SC777

STRATAWOOD MAPLE

Clear Maple	SE800
-------------	--------------

STRATAWOOD WALNUT

Light Walnut	ST601
Coffee Walnut	ST615
Nutmeg Walnut	ST629
Charcoal Grey Walnut	ST637
Dark Roast Walnut	ST684
Sumatra Walnut	ST693

STRATAWOOD OAK

Clear Oak	SF300
Dark Oak	SF331

VENEER DIRECTION

Standard Long Grain	VLG
Cross / Short Grain	VST

LAMINATE 1 (Select)

description	Gunlocke code	supplier name	supplier option code	Finish Match*
-------------	---------------	---------------	----------------------	---------------

SOLID

Designer White	PLWH	Wilsonart	D354-60	WPSW
Whitestone	PLML	Wilsonart	10809-60	WPML
Greystone	PLLF	Wilsonart	10811-60	WPLF

PATTERN

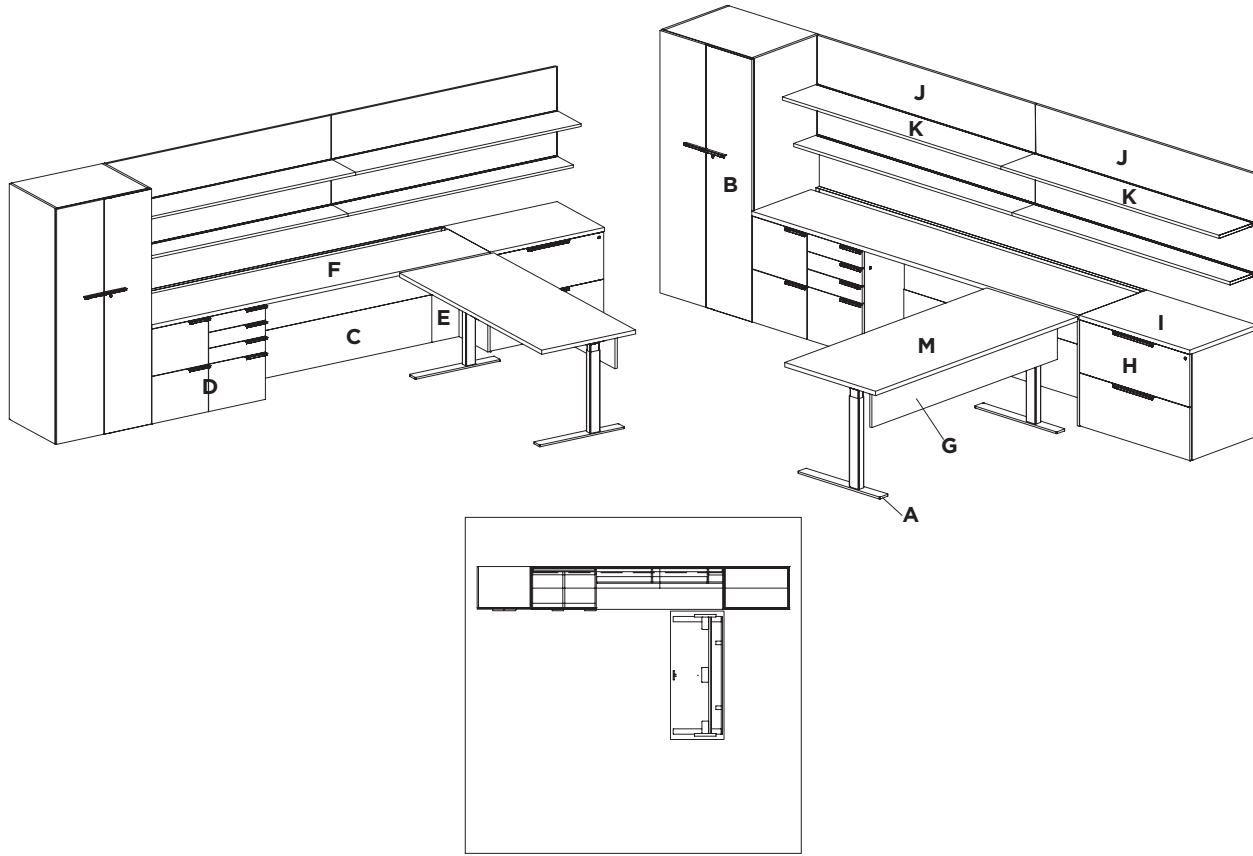
Looks Likatre	PLWP110	Pionite	WP110	any paint
Appears Likatre	PLWP115	Pionite	WP115	any paint
Leave Likatre	PLWP120	Pionite	WP120	any paint

* See cross reference above for Gunlocke wood / paint finish match. Although these are good matches, they are not exact matches.

NOTE: Gunlocke does not guarantee an exact finish match to the plastic laminates listed above.

PAINT

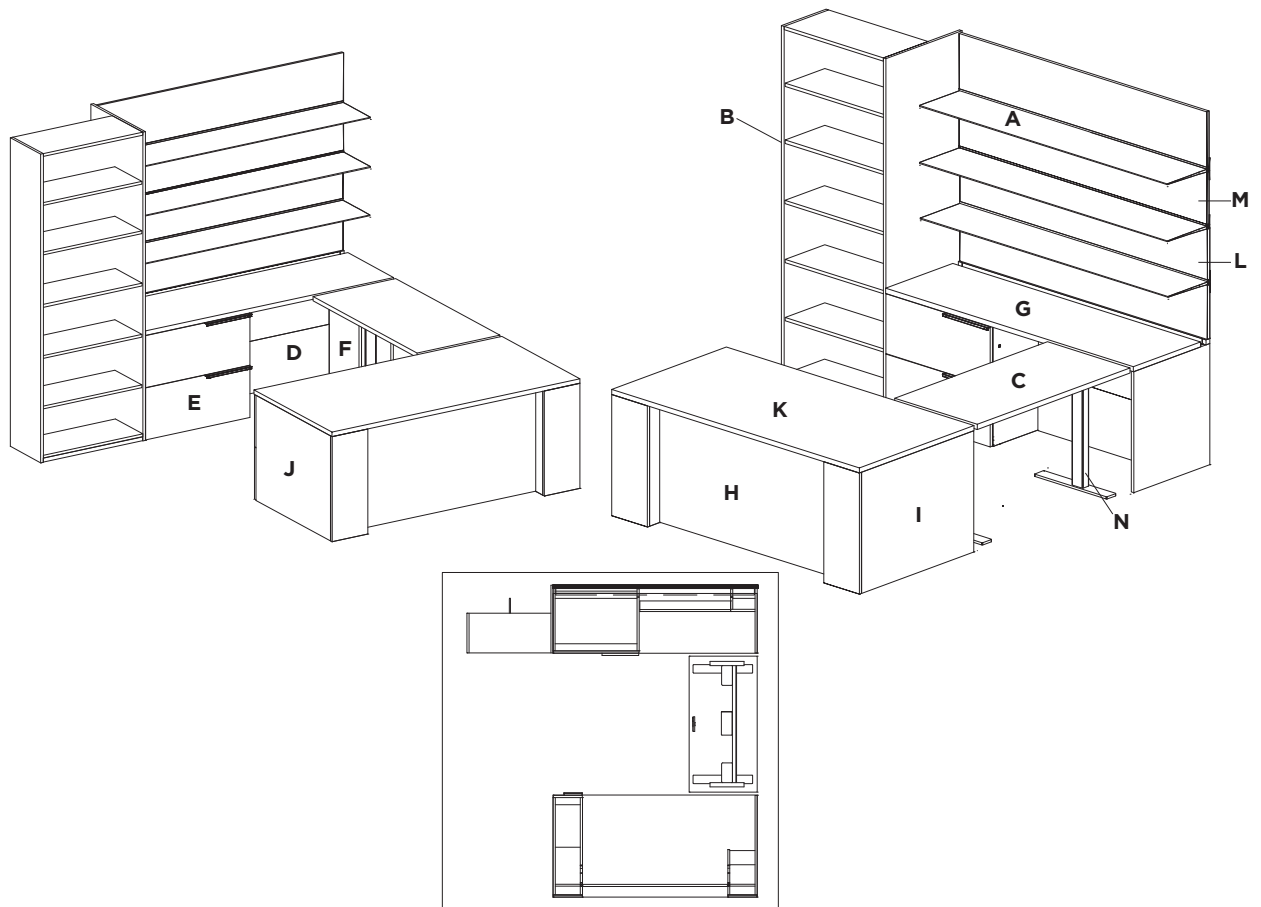
Soft White - Designer White	WPSW
Muslin	WPML
Loft	WPLF



item	page	model number	description	qty	unit list	ext list
A	11	BSHAT2772	Hgt Adj Base for use with 30"/36" x 72" tops	1	1,970	1,970
B	-	SACLD68H30-DW	Closet 68h x 30w - Divider, Wood (1/2 bookcase, 1/2 closet)	1	5,220	5,220
C	-	SACMA63-W	Credenza Wall Access Panel 63w, Wd	1	1,206	1,206
D	-	SACPD2436L-23W	Pedestal LH 24d x 36w FF/ BBBF, Wd	1	3,113	3,113
E	-	SACPD249R-XW	Pedestal RH 24d x 9w false pedestal, wd	1	757	757
F	-	SACWR24108T-W	SA Cred Wksf 24d x 108w with Trough, Wd	1	2,109	2,109
G	42	SADMHA72-W	SA 10" Modesty Panel 72" width, Wd	1	610	610
H	-	SALFS29H36-W	Lateral file 29h x 36w, Wd - top ordered separately	1	2,150	2,150
I	-	SALFT2436-W	SA 2h LF/HD SC Wksf 24d x 36w, Wd	1	693	693
J	-	SAWMW26H72-W	Wall Mount Wall 26h x 72w Track Bottom & Center, Wd	2	1,468	2,936
K	-	SAASF12144-A	SA Shelf 12 1/2 d x 144w, 2 Piece Alum	1	1,926	1,926
L	-	SPL-SAASF8144-A	SPL Aluminum clip in shelf 8.5"	1	1,541	1,541
M	41	SADWRA3072-W	SA Modular Wksf for hgt Adj 30 x 72, Wd	1	1,054	1,054

25,285

Note: option upcharges are not included in list prices



item	page	model number	description	qty	unit list	ext list
A	-	SAASF1272-A	Shelf 12 1/2 d x 72w, Aluminum	3	962	2,886
B	-	SABSC81H30L-W	Bookcase w/ Coat Hook 81h x 30w LH, Wd	1	3,584	3,584
C	40	SADWR2448-W	SA Modular Wksf for Hgt Adj 24x48, Wd	1	861	861
D	-	SACMA33-W	Credenza Wall Access Panel 33w, Wd	1	987	987
E	-	SACPD2430L-4W	Pedestal LH 24d x 30w LF, Wd	1	2,027	2,027
F	-	SACPD249R-XW	Pedestal RH 24d x 9w False Pedestal, Wd	1	757	757
G	-	SACWR2472T-W	SA CredWksf 24d x 72w w/ Trough, Wd	1	1,506	1,506
H	-	SADMPF52-W	Desk Full Modesty Panel for Pedestals 52w, Wd	1	655	655
I	-	SADPD3610L-XW	Desk/Runoff Pedestal LH 36d x 10w False Pedestal, Wd	1	861	861
J	-	SADPD3610R-2W	Desk/Runoff Pedestal RH 36d x 10w FF, Wd	1	1,533	1,533
K	-	SADWR3672-W	SA Desk Worksurface 36d x 72w, Wd	1	1,098	1,098
L	-	SATWD26H72-X	Wall Mount Wall in Tackzone 26h x 72w Track Center, Wd	1	1,315	1,315
M	-	SAWMW26H72-W	Wall Mount Wall 26h x 72w Track Bottom & Center, Wd	1	1,468	1,468
N	11	BSHAT2148	Hgt Adj Base for 24" x 48" tops	1	1,910	1,910
						21,448

Note: option upcharges are not included in list prices shown

	D	W	H	model number	veneer 1	laminate 1
24" TOPS	24	42	1 3/16	SADWRA2442- []	834	709
	24	48	1 3/16	SADWRA2448- []	861	731
	24	54	1 3/16	SADWRA2454- []	887	754
	24	60	1 3/16	SADWRA2460- []	925	786
	24	66	1 3/16	SADWRA2466- []	963	820
	24	72	1 3/16	SADWRA2472- []	1,003	853

PRODUCT INFO

TO ORDER PLEASE SPECIFY THE FOLLOWING:

1. []

2. []

3. []

4. []

5. []

MODEL NUMBER + TYPE

FINISH

TOP UV FINISH TYPE

GRAIN DIRECTION

GROMMET

[] Type must be specified as part of model number.

L = Laminate
W = Wood Veneer

See set 1 below for grommet option codes

No Grommet

Left Silver

Center Silver

Right Silver

Left & Right Silver

GN

GLS (Add +\$70)

GCS (Add +\$70)



GRS (Add +\$70)

GBS (Add +\$140)

See inside front cover for required option codes

Example

SADWRA2442-W.SC284.FF.VLG.GN
SADWRA2442-W NC215 FF VLG GN
MODEL NUMBER FINISH TOP UV FINISH GRAIN DIRECTION GROMMET

	D	W	H	model number	veneer 1	laminate 1
30" TOPS	30	48	1 ³ / ₁₆	SADWRA3048- <input type="text"/>	941	800
	30	54	1 ³ / ₁₆	SADWRA3054- <input type="text"/>	961	818
	30	60	1 ³ / ₁₆	SADWRA3060- <input type="text"/>	982	833
	30	66	1 ³ / ₁₆	SADWRA3066- <input type="text"/>	1,001	852
	30	72	1 ³ / ₁₆	SADWRA3072- <input type="text"/>	1,054	895
36" TOPS	36	48	1 ³ / ₁₆	SADWRA3648- <input type="text"/>	982	833
	36	54	1 ³ / ₁₆	SADWRA3654- <input type="text"/>	1,001	852
	36	60	1 ³ / ₁₆	SADWRA3660- <input type="text"/>	1,021	867
	36	66	1 ³ / ₁₆	SADWRA3666- <input type="text"/>	1,042	886
	36	72	1 ³ / ₁₆	SADWRA3672- <input type="text"/>	1,098	933

PRODUCT INFO

TO ORDER PLEASE SPECIFY THE FOLLOWING:

- | | | | |
|----|----------------------|---------------------|--|
| 1. | <input type="text"/> | MODEL NUMBER + TYPE | <input type="text"/> Type must be specified as part of model number. |
| 2. | <input type="text"/> | FINISH | L = Laminate |
| 3. | <input type="text"/> | TOP UV FINISH TYPE | W = Wood Veneer |
| 4. | <input type="text"/> | GRAIN DIRECTION | See set 1 below for grommet option codes |
| 5. | <input type="text"/> | GROMMET | No Grommet GN |
| | | | Left Silver GLS (Add +\$70) |
| | | | Right Silver GRS (Add +\$70) |
| | | | Left & Right Silver GBS (Add +\$140) |

See inside front cover for required option codes

Example

SADWRA3060-W.SC284.FF.VLG.GN

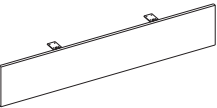
SADWRA3060-W	NC215	FF	VLG	GN
MODEL NUMBER	FINISH	TOP UV FINISH	GRAIN DIRECTION	GROMMET

OPTIONAL MODESTY PANEL

For use with 30" and 36" Tops

HEIGHT ADJUSTABLE - SILEA
01/16

	D	W	H	model number	paint	veneer 1
MODESTY PANELS	3/4	42	10	SADMHA48- <input type="text"/>	424	499
	3/4	48	10	SADMHA54- <input type="text"/>	447	526
	3/4	54	10	SADMHA60- <input type="text"/>	471	555
	3/4	60	10	SADMHA66- <input type="text"/>	499	586
	3/4	66	10	SADMHA72- <input type="text"/>	521	610



- Optional 10" height modesty panel with 6" overhang

PRODUCT INFO

TO ORDER PLEASE SPECIFY THE FOLLOWING:

1.

MODEL NUMBER + TYPE

2.

FINISH

Type must be specified as part of model number.

P = Paint
W = Wood Veneer

See inside front cover for required option codes

Example

SADMHA60-W.SC284

SADMHA60-W NC215

MODEL NUMBER FINISH

Trio	45-54
Material & Finishes	46-47
Typicals	48-49
Tops	50-51
Optional Modesty Panels	52

TRIO HEIGHT ADJUSTABLE

Veneers

Trio is offered in three select veneers. All exposed surfaces utilize select plain sliced Cherry, Maple, or Walnut veneers.

Specialty Finishes:

- Submit a color sample block (minimum size 3" x 3") to Gunlocke so that a finish formulation can be developed to match the special finish and color.
- Review the approval sample provided by Gunlocke.
- Written approval and sign off is required for Gunlocke customer service.
- Once written approval and sign off is received, the special finish order will be acknowledged.

Note: See Gunlocke Advantage website for special finish request forms.

All Casegoods and Tables Purchase Orders:

- 10% list upcharge per wood unit to base veneer option receiving special finish.

Note: This procedure and related costs apply to new and previously formulated special finishes. Special finish orders may receive additional lead time.

NOTE: For FSC Certified product add **FSC** to the beginning of finish option code.

Example: FSCNC260. A 5% list upcharge will be applied per unit ordered with FSC option.

veneer 1 (select)

Plain Sliced Cherry
Plain Sliced Maple
Plain Sliced Walnut

Paint Finishes

UV TOP FINISH

Trio worksurfaces feature two low emitting UV finish options that enhance the beauty of natural wood and ensures the depth, clarity, color consistency and durability throughout the life of the product.

UV FINISH OPTIONS

Open Pore Low Sheen	OP
Full Fill ClearTech™ (upcharge)	FF
Full Fill Top ≤ 120" Length	(+\$75)
Full Fill Top >120" Length	(+\$150)

laminate 1	Description	Option Code	Supplier Name	Supplier Code	Gunlocke Finish Match*
WOODGRAIN	Natural Maple	PL800	Wilsonart	11021-38	NE800
	Bourbon Cherry	PL701	Wilsonart	11034-07	NC701
	Biltmore Cherry	PL260	Wilsonart	7924K-07	NC260
	Williamsburg Cherry	PL215	Wilsonart	7936K-07	NC215
	Mahogany Cherry	PL511	Wilsonart	7122K-07	NC511
SOLID	Designer White	PLWH	Wilsonart	D354-60	WPSW
	Whitestone	PLML	Wilsonart	10809-60	WPML
	Greystone	PLL F	Wilsonart	10811-60	WPLF

*See cross reference above for Gunlocke wood / paint finish match. Although these are good matches, they are not exact matches. Note: Gunlocke does not guarantee an exact finish match to the plastic laminates listed above.

Note

Gunlocke Trio's standard offering of plastic laminates include 5 wood grain laminates and 3 solid color laminates. These laminates have been selected because they are good matches to specific Gunlocke standard finishes. See cross reference shown above. Although these are good matches they are not exact matches. **Note: Gunlocke does not guarantee an exact finish match to the plastic laminates listed above.**

veneer 1 (Select)

NATURAL CHERRY

Medium Brown Cherry	NC215
Cinnamon Cherry	NC260
Chicory Cherry	NC284
Chestnut Cherry	NC293
Dark Red Cherry	NC511
Medium Red Cherry	NC512
Light Cherry	NC701
Wheat Cherry	NC706
Canyon Cherry	NC744
Burnished Cherry	NC777

NATURAL MAPLE

Natural Maple	NE800
Honey Maple	NE873

NATURAL WALNUT

Light Walnut	NT601
Coffee Walnut	NT615
Charcoal Grey Walnut	NT637
Dark Roast Walnut	NT684
Sumatra Walnut	NT693

veneer direction

Standard Long Grain	VLG
Cross / Short Grain	VST

laminate 1 (Select)

description	Gunlocke code	supplier name	supplier option code	Finish Match*
-------------	---------------	---------------	----------------------	---------------

WOOD GRAIN

Williamsburg Cherry	PL215	Wilsonart	7936K-07	NC215
Biltmore Cherry	PL260	Wilsonart	7924K-07	NC260
Mahogany Cherry	PL511	Wilsonart	7122K-07	NC511
Bourbon Cherry	PL701	Wilsonart	11034-07	NC701
Natural Maple	PL800	Wilsonart	11021-38	NE800

SOLID

Designer White	PLWH	Wilsonart	D354-60	WPSW
Whitestone	PLML	Wilsonart	10809-60	WPML
Greystone	PLLF	Wilsonart	10811-60	WPLF

* See cross reference above for Gunlocke wood / paint finish match. Although these are good matches, they are not exact matches.

NOTE: Gunlocke does not guarantee an exact finish match to the plastic laminates listed above.

EDGE DETAIL

Square	SQ
Double Reed	DR
Channel	CH

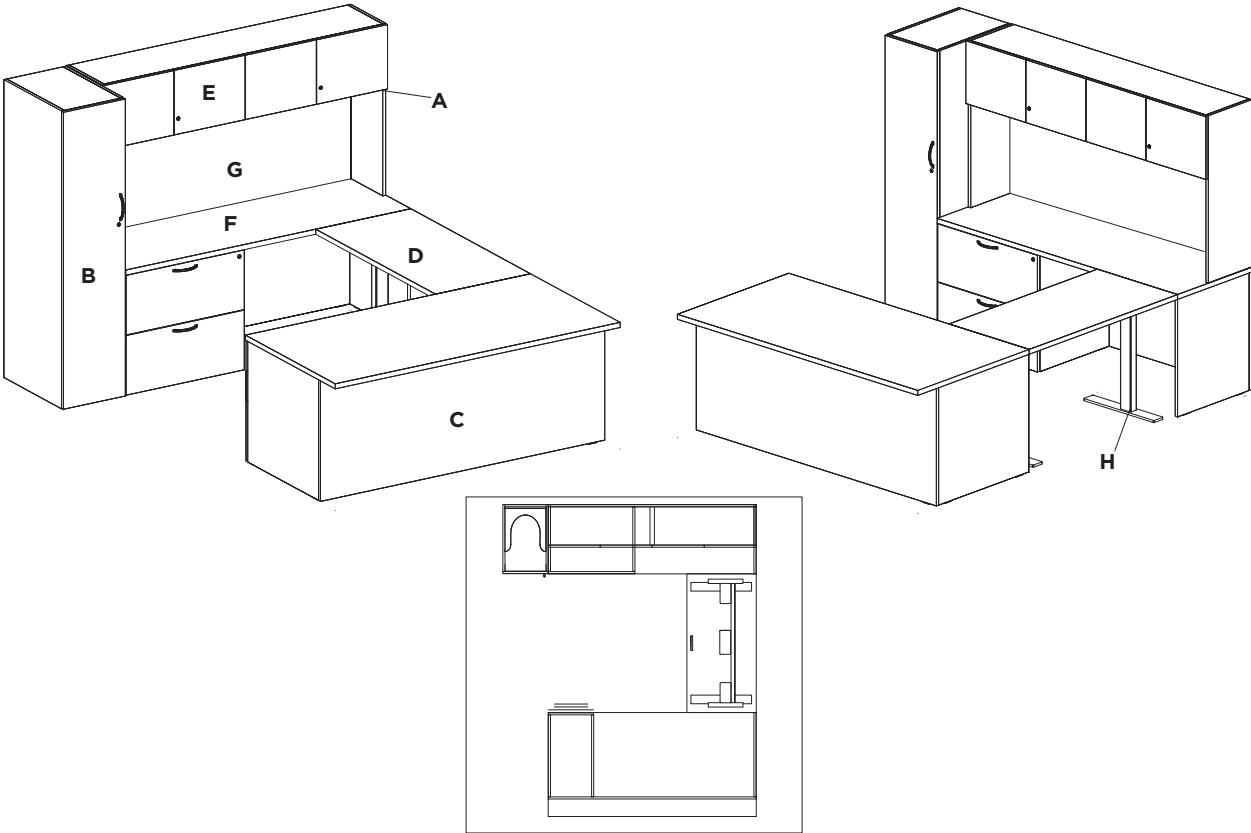
*Laminate tops available with square edge only

PAINT

Soft White - Designer White	WPSW
Muslin	WPML
Loft	WPLF

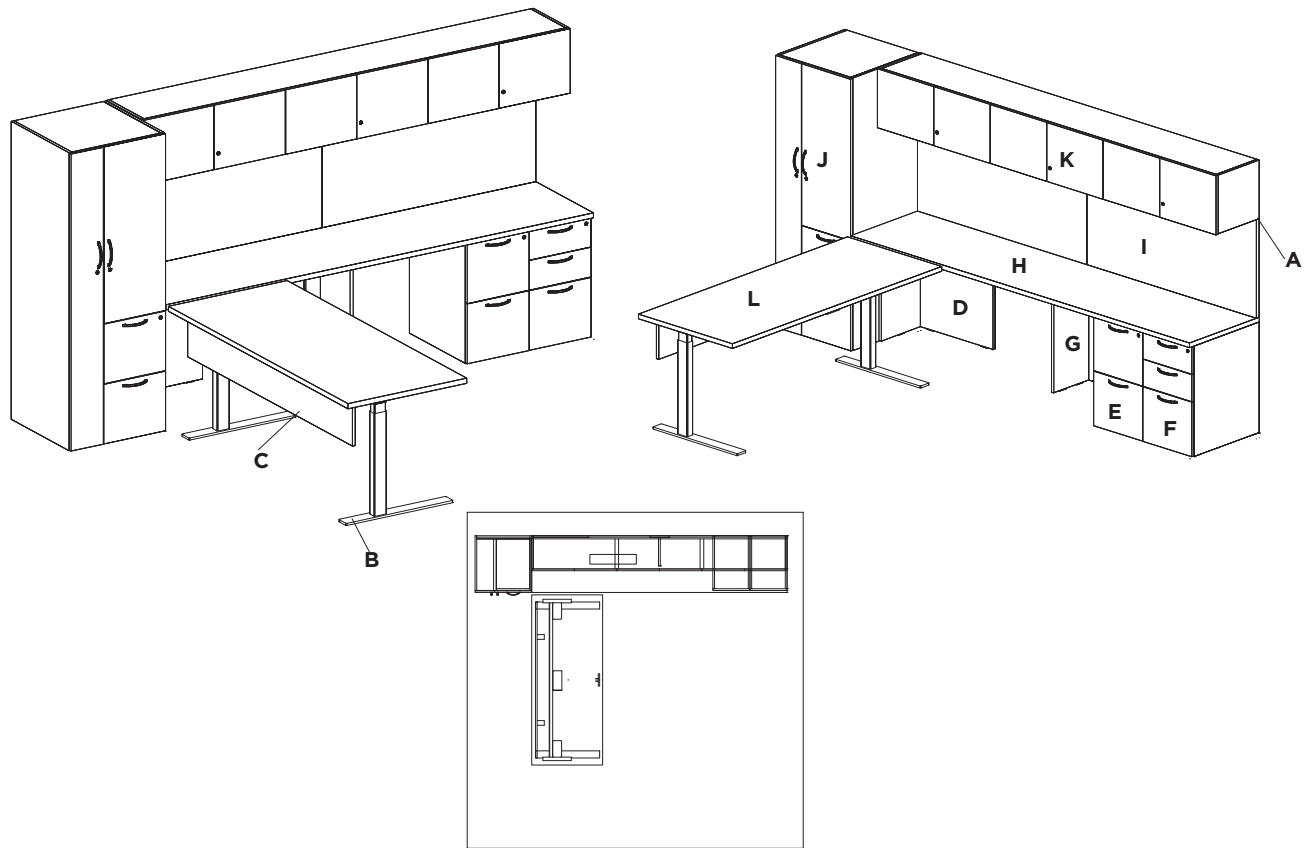
TRIO TYPICAL 1

HEIGHT ADJUSTABLE - TRIO
01/16



item	page	model number	description	qty	unit list	ext list
A	-	ACLED60	Open Mkt- Tasklight LED 60	1	339	339
B	-	T3CLS5H15L-WW	T3 Clst 5h 15, Coat Rod, Hngd LH, Wd	1	2,115	2,115
C	-	T3DRO3672-3WW	T3 36 x 72 Sng Ped Dsk Rect BBF RH, Wd Top, Wd Chassis	1	2,710	2,710
D	50	T3DWRA2448-W	T3 Modular Wksf for Hgt Adj 24 x 48, Wd	1	593	593
E	-	T3SMC1H72-WW	T3 Srf Mnt Cab 72 1h - Wd, 4 Wd Drs	1	2,478	2,478
F	-	T3SPC2472L-4WW	T3 24 X 72 Sng Ped Cred LF LH, Wd Top, Wd Chassis	1	2,782	2,782
G	-	T3TKS72	T3 Srf Mnt Tckbd 72	1	449	449
H	11	BSHAT2148	Hgt Adj Base for 24" x 48" tops	1	1,910	1,910
						13,376

Note: option upcharges are not included in list prices



item	page	model number	description	qty	unit list	ext list
A	-	ACLED60	Open Mkt- Tasklight LED 60	1	339	339
B	11	BSHAT2772	Hgt Adj Base for use with 30"/36" x 72" tops	1	1,970	1,970
C	52	T3DMAHA72-W	T3 10" Modesty Panel 72" width, Wd	1	610	610
D	-	T3MLS24-W	T3 Modular L Support 24, Wd	1	519	519
E	-	T3MPW2415-2W	T3 Modular Ped 24 x 15 FF, Wd	1	1,170	1,170
F	-	T3MPW2415-3W	T3 Modular Ped 24 x 15 BBF, Wd	1	1,170	1,170
G	-	T3MSPT13-W	T3 Modular Intermediate Support T for No Mod, Wd	1	311	311
H	-	T3MWR24108-W	T3 Modular Wksf 24 x 108, Wd	1	1,263	1,263
I	-	T3TKW108	T3 Wall Mnt Tckbd 108, 2-piece	1	737	737
J	-	T3UTC5H24L-WW	T3 Utility Cab 5h 24, Dr Hngd LH, Dr/FF RH, Wd	1	3,949	3,949
K	-	T3WMC1H108-WW	T3 Wall Mnt Cab 108 1h - Wd, 6 Wd Drs	1	3,226	3,226
L	51	T3DWRA3072-W	T3 Modular Wksf for Hgt Adj 30 x 72, Wd	1	791	791

16,055

Note: option upcharges are not included in list prices shown

	D	W	H	model number	veneer 1	laminate 1
24" TOPS	24	42	1 3/16	T3DWRA2442- <input type="text"/>	553	497
	24	48	1 3/16	T3DWRA2448- <input type="text"/>	593	536
	24	54	1 3/16	T3DWRA2454- <input type="text"/>	633	571
	24	60	1 3/16	T3DWRA2460- <input type="text"/>	678	610
	24	66	1 3/16	T3DWRA2466- <input type="text"/>	701	632
	24	72	1 3/16	T3DWRA2472- <input type="text"/>	732	661

PRODUCT INFO

TO ORDER PLEASE SPECIFY THE FOLLOWING:

1.

2.

3.

4.

5.

6.

MODEL NUMBER + TYPE

FINISH

TOP UV FINISH TYPE (WOOD TOPS ONLY)

GRAIN DIRECTION

EDGE

GROMMET

Type must be specified as part of model number.

L = Laminate
W = Wood Veneer

See set 1 below for grommet option codes

No Grommet

Left Silver

Left Black

Center Silver

Center Black

Right Silver

Right Black

Left & Right Silver

Left and Right Black

GN

GPLS (Add +\$70)

GPLB (Add +\$70)

GPCS (Add +\$70)

GPCB (Add +\$70)

GPRS (Add +\$70)

GPRB (Add +\$70)



GPBS (Add +\$140)

GPBB (Add +\$140)

See inside front cover for required option codes

Example

T3DWRA2442-W.NC701.FF.VLG.SQ.GN					
T3DWRA2442-W	NC215	FF	VLG	SQ	GN
MODEL NUMBER	FINISH	TOP UV FINISH	GRAIN DIRECTION	EDGE	GROMMET

	D	W	H	model number	veneer 1	lamine 1
30" TOPS	30	48	1 3/16	T3DWRA3048- <input type="text"/>	680	584
	30	54	1 3/16	T3DWRA3054- <input type="text"/>	707	608
	30	60	1 3/16	T3DWRA3060- <input type="text"/>	723	622
	30	66	1 3/16	T3DWRA3066- <input type="text"/>	769	661
	30	72	1 3/16	T3DWRA3072- <input type="text"/>	791	680
36" TOPS	36	48	1 3/16	T3DWRA3648- <input type="text"/>	753	648
	36	54	1 3/16	T3DWRA3654- <input type="text"/>	788	677
	36	60	1 3/16	T3DWRA3660- <input type="text"/>	827	711
	36	66	1 3/16	T3DWRA3666- <input type="text"/>	890	766
	36	72	1 3/16	T3DWRA3672- <input type="text"/>	910	782

PRODUCT INFO

TO ORDER PLEASE SPECIFY THE FOLLOWING:

1.	<input type="text"/>	MODEL NUMBER + TYPE	<input type="text"/> Type must be specified as part of model number.														
2.	<input type="text"/>	FINISH	L = Lamine														
3.	<input type="text"/>	TOP UV FINISH TYPE (WOOD TOPS ONLY)	W = Wood Veneer														
4.	<input type="text"/>	GRAIN DIRECTION															
5.	<input type="text"/>	EDGE	See set 1 below for grommet option codes														
6.	<input type="text"/>	GROMMET	<table> <tr> <td>No Grommet</td> <td>GN</td> </tr> <tr> <td>Left Silver</td> <td>GPLS (Add +\$70)</td> </tr> <tr> <td>Left Black</td> <td>GPLB (Add +\$70)</td> </tr> <tr> <td>Right Silver</td> <td>GPRS (Add +\$70)</td> </tr> <tr> <td>Right Black</td> <td>GPB (Add +\$70)</td> </tr> <tr> <td>Left & Right Silver</td> <td>GPBS (Add +\$140)</td> </tr> <tr> <td>Left and Right Black</td> <td>GPBB (Add +\$140)</td> </tr> </table>	No Grommet	GN	Left Silver	GPLS (Add +\$70)	Left Black	GPLB (Add +\$70)	Right Silver	GPRS (Add +\$70)	Right Black	GPB (Add +\$70)	Left & Right Silver	GPBS (Add +\$140)	Left and Right Black	GPBB (Add +\$140)
No Grommet	GN																
Left Silver	GPLS (Add +\$70)																
Left Black	GPLB (Add +\$70)																
Right Silver	GPRS (Add +\$70)																
Right Black	GPB (Add +\$70)																
Left & Right Silver	GPBS (Add +\$140)																
Left and Right Black	GPBB (Add +\$140)																

See inside front cover for required option codes

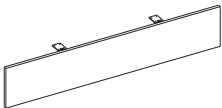
Example

T3DWRA3060-W.NC701.FF.VLG.SQ.GN

T3DWRA3060-W	NC215	FF	VLG	SQ	GN
MODEL NUMBER	FINISH	TOP UV FINISH	GRAIN DIRECTION	EDGE	GROMMET

OPTIONAL MODESTY PANEL

HEIGHT ADJUSTABLE - TRIO
01/16

	D	W	H	model number	paint	veneer 1
MODESTY PANELS 	3/4	42	10	T3DMHA48- <input type="text"/>	424	499
	3/4	48	10	T3DMHA54- <input type="text"/>	447	526
	3/4	54	10	T3DMHA60- <input type="text"/>	471	555
	3/4	60	10	T3DMHA66- <input type="text"/>	499	586
	3/4	66	10	T3DMHA72- <input type="text"/>	521	610

- Optional 10” height modesty panel with 6” overhang

PRODUCT INFO

TO ORDER PLEASE SPECIFY THE FOLLOWING:

1.

2.
- MODEL NUMBER + TYPE

FINISH
- Type must be specified as part of model number.

P = Paint
W = Wood Veneer

See inside front cover for required option codes

Example

T3DMHA60-W.NC215

T3DMHA60-W

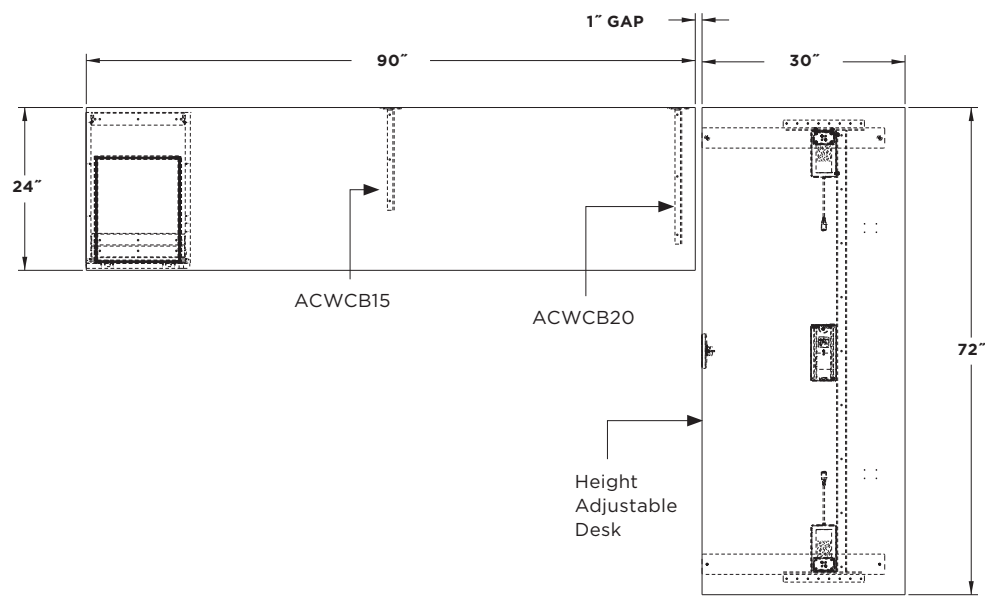
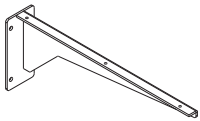
NC215

MODEL NUMBER

FINISH

Wall Mount Bracket55-58

	D	W	H	model number	list
WALL MOUNT BRACKET	3 1/8	20 3/16	7 1/8	ACWCB20	145
• For use with 24" tops to provide support on an end condition					
	3 1/8	15 3/16	7 1/8	ACWCB15	135
• For use with 24" tops to provide support on center as an alternative to a T-bracket					



PRODUCT INFO

TO ORDER PLEASE SPECIFY THE FOLLOWING:

1. MODEL NUMBER

See inside front cover for required option codes

Example

ACWCB20
ACWCB20
MODEL NUMBER

HEIGHT ADJUSTABLE

01/16

model number	weight	cubes	locks	page
ACWCB15	6 lbs .	0 .7	-	56
ACWCB20	8 lbs .	0 .8	-	56
BSHAT2142	53 lbs .	5 .4	-	11
BSHAT2148	55 lbs .	6 .3	-	11
BSHAT2154	57 lbs .	7 .1	-	11
BSHAT2160	59 lbs .	7 .9	-	11
BSHAT2166	61 lbs .	8 .8	-	11
BSHAT2172	63 lbs .	9 .6	-	11
BSHAT2748	59 lbs .	7 .8	-	11
BSHAT2754	61 lbs .	8 .9	-	11
BSHAT2760	63 lbs .	9 .9	-	11
BSHAT2766	65 lbs .	10 .9	-	11
BSHAT2772	67 lbs .	12 .0	-	11
GAADMHA48-W	8 lbs .	1 .3	-	22
GAADMHA54-W	9 lbs .	1 .4	-	22
GAADMHA60-W	11 lbs .	1 .6	-	22
GAADMHA66-W	12 lbs .	1 .8	-	22
GAADMHA72-W	13 lbs .	1 .9	-	22
GAADWRA2442-W	39 lbs .	3 .2	-	20
GAADWRA2448-W	45 lbs .	3 .6	-	20
GAADWRA2454-W	51 lbs .	4 .0	-	20
GAADWRA2460-W	56 lbs .	4 .4	-	20
GAADWRA2466-W	62 lbs .	4 .9	-	20
GAADWRA2472-W	67 lbs .	5 .3	-	20
GAADWRA3048-W	56 lbs .	4 .4	-	21
GAADWRA3054-W	63 lbs .	4 .9	-	21
GAADWRA3060-W	70 lbs .	5 .4	-	21
GAADWRA3066-W	77 lbs .	5 .9	-	21
GAADWRA3072-W	84 lbs .	6 .4	-	21
GAADWRA3648-W	67 lbs .	5 .2	-	21
GAADWRA3654-W	76 lbs .	5 .8	-	21
GAADWRA3660-W	84 lbs .	6 .4	-	21
GAADWRA3666-W	93 lbs .	7 .0	-	21
GAADWRA3672-W	101 lbs .	7 .6	-	21
MDDMHA48-W	8 lbs .	1 .3	-	32
MDDMHA54-W	9 lbs .	1 .4	-	32
MDDMHA60-W	11 lbs .	1 .6	-	32
MDDMHA66-W	12 lbs .	1 .8	-	32
MDDMHA72-W	13 lbs .	1 .9	-	32
MDDWRA2442-W	39 lbs .	3 .4	-	30
MDDWRA2448-W	39 lbs .	3 .4	-	30
MDDWRA2454-W	44 lbs .	3 .8	-	30
MDDWRA2460-W	49 lbs .	4 .2	-	30
MDDWRA2466-W	54 lbs .	4 .6	-	30

WEIGHTS + CUBES

model number	weight	cubes	locks	page
MDDWRA2472-W	59 lbs .	5 .1	-	30
MDDWRA3048-W	49 lbs .	4 .2	-	31
MDDWRA3054-W	55 lbs .	4 .7	-	31
MDDWRA3060-W	61 lbs .	5 .2	-	31
MDDWRA3066-W	68 lbs .	5 .7	-	31
MDDWRA3072-W	74 lbs .	6 .2	-	31
MDDWRA3648-W	59 lbs .	5 .0	-	31
MDDWRA3654-W	66 lbs .	5 .5	-	31
MDDWRA3660-W	74 lbs .	6 .1	-	31
MDDWRA3666-W	81 lbs .	6 .7	-	31
MDDWRA3672-W	88 lbs .	7 .3	-	31
SADMHA48-P	8 lbs .	1 .3	-	42
SADMHA48-W	8 lbs .	1 .3	-	42
SADMHA54-P	9 lbs .	1 .4	-	42
SADMHA54-W	9 lbs .	1 .4	-	42
SADMHA60-P	11 lbs .	1 .6	-	42
SADMHA60-W	11 lbs .	1 .6	-	42
SADMHA66-P	12 lbs .	1 .8	-	42
SADMHA66-W	12 lbs .	1 .8	-	42
SADMHA72-P	13 lbs .	1 .9	-	42
SADMHA72-W	13 lbs .	1 .9	-	42
SADWRA2442-L	31 lbs .	2 .9	-	40
SADWRA2442-W	31 lbs .	2 .9	-	40
SADWRA2448-L	36 lbs .	3 .3	-	40
SADWRA2448-W	36 lbs .	3 .3	-	40
SADWRA2454-L	40 lbs .	3 .7	-	40
SADWRA2454-W	40 lbs .	3 .7	-	40
SADWRA2460-L	44 lbs .	4 .1	-	40
SADWRA2460-W	44 lbs .	4 .1	-	40
SADWRA2466-L	49 lbs .	4 .5	-	40
SADWRA2466-W	49 lbs .	4 .5	-	40
SADWRA2472-L	53 lbs .	4 .9	-	40
SADWRA2472-W	53 lbs .	4 .9	-	40
SADWRA3048-L	44 lbs .	4 .1	-	41
SADWRA3048-W	44 lbs .	4 .1	-	41
SADWRA3054-L	50 lbs .	4 .6	-	41
SADWRA3054-W	50 lbs .	4 .6	-	41
SADWRA3060-L	56 lbs .	5 .0	-	41
SADWRA3060-W	56 lbs .	5 .0	-	41
SADWRA3066-L	61 lbs .	5 .5	-	41
SADWRA3066-W	61 lbs .	5 .5	-	41
SADWRA3072-L	67 lbs .	6 .0	-	41
SADWRA3072-W	67 lbs .	6 .0	-	41
SADWRA3648-L	53 lbs .	4 .8	-	41

model number	weight	cubes	locks	page
SADWRA3648-W	53 lbs .	4 .8	-	41
SADWRA3654-L	60 lbs .	5 .4	-	41
SADWRA3654-W	60 lbs .	5 .4	-	41
SADWRA3660-L	67 lbs .	6 .0	-	41
SADWRA3660-W	67 lbs .	6 .0	-	41
SADWRA3666-L	73 lbs .	6 .5	-	41
SADWRA3666-W	73 lbs .	6 .5	-	41
SADWRA3672-L	80 lbs .	7 .1	-	41
SADWRA3672-W	80 lbs .	7 .1	-	41
T3DMHA48-P	8 lbs .	1 .3	-	52
T3DMHA48-W	8 lbs .	1 .3	-	52
T3DMHA54-P	9 lbs .	1 .4	-	52
T3DMHA54-W	9 lbs .	1 .4	-	52
T3DMHA60-P	11 lbs .	1 .6	-	52
T3DMHA60-W	11 lbs .	1 .6	-	52
T3DMHA66-P	12 lbs .	1 .8	-	52
T3DMHA66-W	12 lbs .	1 .8	-	52
T3DMHA72-P	13 lbs .	1 .9	-	52
T3DMHA72-W	13 lbs .	1 .9	-	52
T3DWRA2442-L	31 lbs .	2 .9	-	50
T3DWRA2442-W	31 lbs .	2 .9	-	50
T3DWRA2448-L	36 lbs .	3 .3	-	50
T3DWRA2448-W	36 lbs .	3 .3	-	50
T3DWRA2454-L	40 lbs .	3 .7	-	50
T3DWRA2454-W	40 lbs .	3 .7	-	50
T3DWRA2460-L	44 lbs .	4 .1	-	50
T3DWRA2460-W	44 lbs .	4 .1	-	50
T3DWRA2466-L	49 lbs .	4 .5	-	50
T3DWRA2466-W	49 lbs .	4 .5	-	50
T3DWRA2472-L	53 lbs .	4 .9	-	50
T3DWRA2472-W	53 lbs .	4 .9	-	50
T3DWRA3048-L	44 lbs .	4 .1	-	51
T3DWRA3048-W	44 lbs .	4 .1	-	51
T3DWRA3054-L	50 lbs .	4 .6	-	51
T3DWRA3054-W	50 lbs .	4 .6	-	51
T3DWRA3060-L	56 lbs .	5 .0	-	51
T3DWRA3060-W	56 lbs .	5 .0	-	51
T3DWRA3066-L	61 lbs .	5 .5	-	51
T3DWRA3066-W	61 lbs .	5 .5	-	51
T3DWRA3072-L	67 lbs .	6 .0	-	51
T3DWRA3072-W	67 lbs .	6 .0	-	51
T3DWRA3648-L	44 lbs .	4 .1	-	51
T3DWRA3648-W	44 lbs .	4 .1	-	51
T3DWRA3654-L	50 lbs .	4 .6	-	51

model number	weight	cubes	locks	page
T3DWRA3654-W	50 lbs .	4 .6	-	51
T3DWRA3660-L	67 lbs .	6 .0	-	51
T3DWRA3660-W	67 lbs .	6 .0	-	51
T3DWRA3666-L	73 lbs .	6 .5	-	51
T3DWRA3666-W	73 lbs .	6 .5	-	51
T3DWRA3672-L	80 lbs .	7 .1	-	51
T3DWRA3672-W	80 lbs .	7 .1	-	51

HEIGHT ADJUSTABLE

The Gunlocke Company, LLC
One Gunlocke Drive, Wayland, NY 14572

800 828 6300 F 585 728 8350
www.gunlocke.com