

Allsteel®

Involve®





**Panel and foot:** Terrace DNA™  
**Panel fabric:** Reflections Stainless  
**Laminate (edge):** Frosty White (White)  
**Storage:** Loft  
**Top trim/feet:** Silver  
**Soft seating:** Appoint Seating Jet  
**Seating upholstery:** Appoint Seating Turquoise  
**Frame finish:** Polished Aluminum

#### COVER

**Panel and foot:** Terrace DNA  
**Panel fabric:** Appoint Dune  
**Laminate and edge:** Brazilwood  
**Storage:** Frosty White  
**Top trim/feet:** Silver  
**Soft seating:** HBF® Grommet Limelight (COM)

## Share work as it happens.

Today your office needs to multi-task as quickly and effortlessly as you do. Whether you're concentrating on a task, brainstorming with your team, or sharing a presentation, Involve comfortably connects you to work, to people, and to technology. It accommodates the way work happens, so you can give it your all while you do it all.

# one solution for all your needs.

From individual workspaces to shared meeting areas. From private office to open plan. From multi-dimensional storage and comfortable soft seating to accessible technology. Involve brings everything together in one hardworking, flexible environment. It does it all to help you make the most of your space.



## **No reservations necessary.**

By incorporating soft seating to create impromptu meeting areas, Involve transforms a collection of individual workstations into a dynamic neighborhood that encourages spontaneous collaboration, allowing you to easily shift from individual work to group interaction.



### Elevated visual appeal.

An impressive selection of multi-dimensional storage options supports active work while defining space. Choose from open and accessible, or secure and hidden. Build out a multi-storage wall in a private office, or improve the functionality of an open-plan footprint. No matter what your style or space, Involve allows you to make it your own.




### Flexible and functional.

Involve makes the connection between all the different ways you work, so you can move seamlessly from task to task.









### Share work.

Work happens in many different ways and ideas can come from anywhere. With integrated soft seating and multi-layered worksurfaces, Involve makes it easier than ever to move from concentrated heads-down work to engaged team interaction. All without leaving your primary workspace.

**Panel and foot:** Terrace DNA **Panel fabric:** Reflections Mistral **Laminate (edge):** Silver Mesh (Loft) **Storage:** Loft  
**Top trim/feet:** Silver **Accent paint:** Sprout **Soft seating:** Maharam® Anagram Electric (COM) **Seating upholstery:** Seed Lemon Balm  
**Mesh carrier (mesh):** Mineral Grey (Pearl) **Frame finish:** Mineral Grey









### Always accessible.

Individual workspaces become more dynamic with no walls and no barriers. Integrating banquette seating, complete with drawers for extra storage, within a primary workspace empowers you and your team to work more efficiently. So everyone is free to communicate and connect spontaneously.

**Panel and foot:** Stride **Panel fabric:** Refuge Artesian **Laminate (edge):** Frosty White (White) **Storage fronts:** Brownstone, Frosty White **Storage case:** Frosty White  
**Top trim/feet:** White/Silver **Soft seating:** Maharam Ditto Saddle **Seating upholstery:** Tria® 2 Harvest **Mesh carrier and mesh:** Black **Frame finish:** Black



### Work happens.

Get organized and stay focused. It's easy with open, active storage that keeps projects at hand and clutter neatly out of the way. Personal towers paired with Terrace DNA panels create privacy to eliminate distractions, while low-height shelves, sliding-door credenzas, and multi-layered worksurfaces make efficient use of space to prioritize your piles.



**Panel:** Terrace DNA **Panel fabric:** Coast Silt **Laminate (edge):** Frosty White (White)  
**Storage:** Loft **Top trim:** Silver **Seating upholstery:** Tria 2 Spice **Frame finish:** Black





### **Be involved.**

Involve's benching solution brings the entire team together in one open, energetic space to encourage big thinking and immediate problem-solving. Credenzas with cushions provide extra seating for impromptu guests, and feature lockable file drawers, open cubbies, and additional worksurfaces to keep clutter out of the way.



**Panel and foot:** Terrace DNA **Panel fabric:** Reflections Stainless **Laminate and edge:** Charcoal Walnut **Storage:** Loft **Top trim/feet:** Silver  
**Accent paint:** Flame, Silver **Seating upholstery:** Maharam Grommet Really Red (COM), Moguls Flare, Wooly Charcoal Flannel, Wooly Geranium  
**Mesh carrier (mesh):** Titanium (Lustre) **Frame finish:** Titanium



### In the corner.

Involve is as comfortable in a corner or shared office as in the open plan. Beautiful, durable laminate storage options define private office space, whether you prefer a traditional style or a more progressive look. Residential detailing combined with thoughtful functionality creates a sophisticated office customized for the way you work.

**Laminate and edge:** Natural Walnut **Storage:** Natural Walnut **Accent paint:** Silver  
**Seating upholstery:** Edelman® Dream Cow Fresh Snow Leather  
**Mesh carrier (mesh):** Titanium (Lustre) **Frame finish:** Polished Aluminum



### In the open.

Involve moves out of dedicated user spaces to create comfortable, functional meeting areas defined within walls or untethered across the floorplan. Soft seating creates casual settings that invite teams to stop, interact, connect to technology, and share ideas.

**Panel and foot:** Terrace DNA **Storage:** Frosty White **Feet:** Silver **Accent paint:** Ocean  
**Soft seating with backs:** HBF Wiggle Room Slime (COM) **Soft seating without backs:** Appoint Seating Turquoise





get inspired by involve.





Involve's modular design accommodates all the different ways work gets done. From heads-down, focused work to team brainstorm, from technology interaction to impromptu conversations with neighbors. Whatever your work requires. Involve integrates seamlessly with Terrace DNA and Stride and offers an inspiring mix of materials and finishes. So the design possibilities are limitless.





### Screens

Offer above and below worksurface-height privacy.



Involve offers  
**the right elements**  
to support the way  
people work.

### Support stanchion

Supports multi-layered  
worksurfaces, perfect for  
piling projects or files.



### Soft seating

Transforms any space into a  
place to share work.



### Fused™ edge

Utilizes laser edge banding  
technology to provide a virtually  
invisible seam.



### Powered credenzas

Easy-to-access power eliminates the need for panels. Pull-out shelf makes storage actively accessible.



### Foot options

Coordinate with Stride or Terrace DNA panels.

### Open gable end

Creates a light aesthetic and unifies details.









### Power module










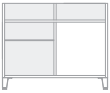

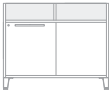
Conveniently located on the worksurface for quick access.

# Involve Statement of Line

## PEDESTALS

<b>Open*</b> <i>Mid-Height</i>	<b>Box/File</b> <i>Mid-Height</i>	<b>Mobile Box/File</b> <i>Mid-Height</i>	<b>Open*</b> <i>Support Height</i>	<b>File/File</b> <i>Support Height</i>	<b>Box/Box/File</b> <i>Support Height</i>
					





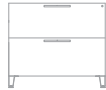


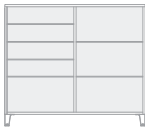




## CREDENZAS

<b>Combination</b> <i>Single Height</i>	<b>Open</b> <i>Single Height</i>	<b>Slider</b> <i>Single Height</i>	<b>Open*</b> <i>Mid-Height</i>	<b>Dual-Access Open</b> <i>Mid-Height</i>	<b>Slider*</b> <i>Mid-Height</i>
					
<b>Dual-Access Slider</b> <i>Mid-Height</i>	<b>Cabinet with Open Bin</b> <i>Support Height</i>	<b>Open*</b> <i>Support Height</i>	<b>Dual-Access Open</b> <i>Support Height</i>	<b>Slider*</b> <i>Support Height</i>	<b>Dual-Access Slider</b> <i>Support Height</i>
					






\*Available with power.






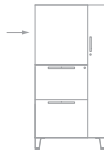
LATERALS & BOOKCASES

<b>Lateral</b> <i>Single Height</i>	<b>Lateral with Open Cubby</b> <i>Single Height</i>	<b>Box/Box/Lateral</b> <i>Mid-Height</i>	<b>Project/Lateral with Open Cubby*</b> <i>Mid-Height</i>	<b>2-High Lateral</b> <i>Support Height</i>	<b>Box/Box/Project/Lateral</b> <i>Support Height</i>
					
<b>3-High Lateral</b> <i>Standing Height</i>	<b>3-High Bookcase</b> <i>Standing Height</i>	<b>4-High Bookcase with Lateral</b> <i>Tall Height</i>	<b>4-High Bookcase</b> <i>Tall Height</i>	<b>5-High Bookcase with Lateral</b> <i>Tall Height</i>	<b>5-High Bookcase</b> <i>Tall Height</i>
					

PERSONAL TOWERS *Front Access*


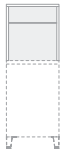
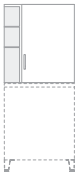
<b>Hinged Door/Box/Box/File/Wardrobe</b>	<b>Hinged Door/File/File/Wardrobe</b>	<b>Hinged Door/Box/Box/File</b>	<b>Hinged Door/File/File</b>	<b>Wardrobe with Shelves</b>
				

PERSONAL TOWERS *Side Access*










<b>Side Access/Box/Box/File</b>	<b>Side Access/File/File</b>	<b>Side Access/Box/Box/File/Wardrobe</b>	<b>Side Access/File/File/Wardrobe</b>
			

\*Available with power.




STACKING STORAGE

Stacking Hinged Door	Stacking Open	Stacking Hinged with Display Shelves
		






OVERHEADS & SHELVES

Shelf <i>Low Height</i>	Open Bin <i>Low Height</i>	Slider Bin <i>Single Height</i>	Open Bin <i>Single Height</i>	Hinged Door <i>Single Height</i>
				
Hinged Door <i>Mid-Height</i>	Dual-Access Slider Bin <i>Single Height</i>	Dual-Access Open Bin <i>Single Height</i>	Hutch	
				

LOW TABLES

Open	Corner	Tabletop
		

SOFT SEATING

Seat Base with Open Cubby	Seat Base with Drawer	Banquette Cushion	Seat Cushion	Ped/Credenza Cushion
				

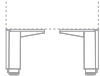


SCREENS

Privacy	Modesty	Full Laminate Modesty	Back Panel	Divider Panel
Laminate Glass	Laminate Glass		Laminate Marker Board Tackboard	Laminate
				
				



SUPPORTS

Post Leg	Open Gable End	Closed Gable End	Support Stanchion	Overhead Stanchion
				




BASE OPTIONS

Stride Foot	Terrace DNA Foot	Plinth
		

ACCESSORIES

Power Module

Pull-out Shelf


PULL OPTIONS

Arch	Square	Straight
		

SYSTEMS

See the Stride and Terrace DNA brochures for panel and worksurface options that integrate with Involve.



TABLES

See the Aware™ and Merge® brochures for a complete selection of bases and tabletop shapes.



WORK TOOLS

See the Extensions™ brochure for a complete selection of organization, ergonomics, and illumination solutions.



## Never sit still.

Allsteel, headquartered in Muscatine, Iowa, designs, builds, and delivers workplace furniture solutions. We hold firm to a belief that there's always a better way to improve efficiency and foster teamwork; another possibility to find solutions that increase the bottom line and deliver long-term value; a new opportunity to help businesses be more effective.

Allsteel has Resource Centers in Atlanta, Boston, Chicago, Dallas, New York, San Francisco, Santa Monica, Washington, D.C., and Toronto, ON. For more information, please visit [allsteeloffice.com](http://allsteeloffice.com).



### Learn more about Involve

Use your smartphone to scan this EZcode or visit [allsteeloffice.com](http://allsteeloffice.com).  
Go to [getscanlife.com](http://getscanlife.com) to download the app.



We believe that we can make a real and lasting difference for our environment by designing relevant, durable, high-quality products that are guaranteed for years of use and reuse. For details, visit [allsteeloffice.com/alltogethernow](http://allsteeloffice.com/alltogethernow).

# Allsteel®

Allsteel Inc.  
Muscatine, Iowa 52761-5257  
[allsteeloffice.com](http://allsteeloffice.com)

Form # A8099 (11/12)

Printed in USA



This FSC-certified paper  
contains 10% post-consumer  
recycled content.

©2012 Allsteel Inc.  
Allsteel, Involve, Merge, Stride and TriA  
are registered trademarks and Aware,  
Extensions, Fused and Terrace DNA  
are trademarks. Edelman is a registered  
trademark of Edelman Leather, LLC.  
Brisa, HBF and Maharam are registered  
trademarks. Indoor Advantage is a  
trademark of Scientific Certification  
Systems. Level is a registered trademark  
of BIFMA International.

Allsteel supports green initiatives in the contract furniture  
industry as a member of the U.S. Green Building Council.  
Involve is an SCS Indoor Advantage™ Gold and level® 3\*  
certified product.



certified by SCS

\*With FSC-certified wood.