

PATIENT CHAIRS
GUEST CHAIRS
SINGLE UNITS
LOUNGE CHAIRS
BENCHES
OTTOMANS
TABLES
PATIENT CHAIRS
GUEST CHAIRS
SINGLE UNITS
LOUNGE CHAIRS
BENCHES
OTTOMANS
TABLES
PATIENT CHAIRS
GUEST CHAIRS
SINGLE UNITS
LOUNGE CHAIRS
BENCHES
OTTOMANS
TABLES

Table of Contents

	Page		Page
Allseating Intro		Foster Guest Bariatric -Add-On Unit	36
Introduction	5	Foster Guest -End Unit	37
Allseating's Quality Policy, CAL TB133		Foster Guest Wide -End Unit	38
Compliance Information	6	Foster Guest Bariatric -End Unit	39
Customer's Own Material (COM) and		How to Link Foster Chairs and Tables.	40
Customer's Own Leather (COL)	7		
Fabric Upgrade Chart	9	Lounge	
Spec-All	10	Foster Single Lounge	42
How to Order an Allseating Chair	13	Foster Double Lounge	43
Foster Product Map	11	Foster Triple Lounge	44
GSA Schedule	15		
Patient Chairs		Benches	
Foster Patient	16	Foster Single Bench	45
Foster Patient Wide	17	Foster Double Bench	46
Foster Patient Bariatric	18	Foster Double Bench with Table	47
Foster Sled	19	Foster Bench Lite	48
Foster Rocker	20		
Foster Hip Chair	21	Tables	
Guest - Single Unit Chairs		Foster Side Table	49
Foster Guest	22	Foster Coffee Table	50
Foster Guest Wide	23	Foster End Table Left	51
Foster Guest Bariatric	24	Foster End Table Right	52
Guest Multiple Chairs		Foster In-Line Table	53
Foster Guest Double	25	Foster Corner Table	54
Foster Guest Double with Half Arm	26		
Foster Guest Double with Full Arm	27	Sleeper	
Foster Guest Triple	28	Foster Sleeper Chair	55
Foster Guest Triple with Half Arm	29		
Foster Guest Triple with Full Arm	30	Accessories	
Guest Tandem Chairs		Foster Ottoman	56
Foster Guest -Start Unit	31	Foster Ganging Bracket Kit	56
Foster Guest Wide -Start Unit	32	Foster Replacement Parts List	57
Foster Guest Bariatric -Start Unit	33	Foster Midback Replacement Covers	59
Foster Guest -Add-On Unit	34	Foster Highback Replacement Covers	60
Foster Guest Wide -Add-On Unit	35	Foster Seat Replacement Covers	60
		Condition of Sale	61



check it out –
this PDF is interactive!

Simply click on a page number in the table of contents to be automatically taken to that page within our price book. You can return to the table of contents at any time by clicking on the "Back to Top" graphic located in the top corner of each page.



The wait for well-designed, well-priced healthcare furniture is over.

By balancing the needs of the caregiver, the patient and their families, the Foster collection is helping healthcare organizations inspire well being:

Support over the long-term: No one likes to wait, but by keeping the family and patient at the forefront, Foster makes waiting as positive an experience as possible. The arms slope to encourage a more relaxed body position. The webbed seat frame features an active suspension that, when together with supportive seat cushions, create a more comfortable sit. The steel frame is durable to withstand use all day, every day. Replaceable components make it easy for facilities to make updates as the healthcare landscape evolves.

Easy to clean, easy to care: Foster has been designed with infection prevention in mind. The absence of a side rail means that the entire perimeter of the seat is free of tight spaces where germs, crumbs and debris collect. Removable seat and back covers, including its optional mesh back, can be easily cleaned and replaced if needed.

Flexible Design: Spanning a full complement of clinical and non-clinical solutions in standard, wide and bariatric sizes, Foster has the flexibility to create visual continuity throughout the entire continuum of care. Standalone or grouped together, Foster easily adjusts to create patient-centered environments.

Being eco-logical is good for the environment, and good for business

Allseating has always been an environmentally conscious company – not simply because it's the right way to work, but because it's the smarter way to work. In fact, the more steps we take towards reducing our carbon footprint, the more benefits we're seeing to our bottom-line. To learn about these specific initiatives, please visit allseating.com.

Whether clients are curious if the grass is greener on the other side of the fence, or a few steps ahead of us along the greener path, we enjoy sharing thoughts, ideas and feedback. Our green committee representative can be contacted at marketing@allseating.com.

Allseating's Quality Policy

Our Quality Objectives:

1. Developing, implementing, maintaining and continually improving an effective Business Management System that complies with ISO 9001
2. Delivering quality products and services on time and at a competitive price.
3. Fostering and supporting a culture that promotes individual and corporate growth.
4. Cultivating partnerships with key suppliers and customers, which emphasize continuous improvement in quality, service and support.
5. Establishing and measuring relevant corporate objectives.

CAL TB133 Compliance Information

Please see individual product pages under option code for models that are CAL TB133 compliant. Allseating encourages the selection of polyester fabrics for CAL TB133 applications as they perform well in conjunction with a barrier. If you wish to specify a particular fabric – or COM fabric – please contact customer service to check if fire retardancy tests have been performed. If not, we can perform the test on your behalf at a fee (non-refundable). Allseating cannot guarantee that a fabric will pass CAL TB133 certification.

All COM and COL packages need to be marked clearly with the following information on BOTH the exterior package and the upholstery material sample when sent to Allseating.

1. Your company name & contact person
2. Your purchase order number

On your Purchase Order, the following information needs to be supplied to the factory regarding COM/COL fabric:

1. Manufacturer's name
2. Correct style number to which COM or COL is to be applied
3. A sample (6" x 6") of the COM or COL
4. Instructions for proper application direction
5. Manufacturer's pattern and color number
6. Correct side of fabric

When no instructions are received with your COM or COL, Allseating will use our own judgment with no recourse.

Extended lead times may occur if COM or COL is not properly identified when received by Allseating. Allseating is not responsible for any unclaimed COM/COL 30 days beyond shipment of goods.

Customer's Own Material (COM) and Customer's Own Leather (COL)

For any COM fabric application, please request the official COM notification form QSF 182 for quality control and order tracing purposes.

One memo sample (6" x 6") of all COM/COL fabrics must be submitted for approval. COM/COL memo samples must be marked with the following information:

1. Customer Purchase Order
2. Chair Name/Model Code/Quantity
3. Fabric Supplier
4. Fabric Name/Number/Color

All COM/COL memo samples, with the above information, must be sent to the following address for approval:

Allseating
Attention: Customer Service Department
5800 Avebury Rd., Unit 3
Mississauga, ON
L5R 3M3
CANADA

Allseating is not responsible for the return of samples; nor the durability, color inaccuracies, dye lot variations, tailoring quality or other defects of any COM/COL.

COM/COL Approval

Upon application approval of COM/COL, fabric must be sent with the following:

1. COM/COL Notification Form
2. Commercial Invoice
3. NAFTA Certificate – If shipment originates from the U.S.A.

to the following address:

Allseating
5800 Avebury Rd., Unit 3
Mississauga, ON
L5R 3M3
CANADA

All COM and COL packages must be marked clearly with the following information on BOTH the exterior package and the upholstery material when sent to Allseating.

1. Your company name & contact person
2. Your purchase order number

On your Purchase Order, the following information must be supplied to the factory regarding COM/COL fabric:

1. Manufacturer's name
2. Correct style number to which COM or COL is to be applied
3. A sample (6" x 6") of the COM or COL
4. Instructions for proper application
5. Manufacturer's pattern and color number
6. Correct side of fabric

When no instructions are received with your COM or COL, Allseating will use our own judgment with no recourse. Extended lead times may occur if COM or COL is not properly identified when received by Allseating. Allseating is not responsible for any unclaimed COM/COL 30 days beyond shipment of goods.

Customer's Own Material

Usually, seating fabrics are patterned to run off the bolt. However we will upholster all COM seating products with the pattern running lengthwise unless special instructions stating otherwise are received. To avoid any unnecessary confusion, always specify Right Way or Railroad or Custom when providing COM fabric.

COM yardage shown in the Price Catalog is based on single chair requirements. For multiples, the yardage may be reduced, please call Customer Service for details. Regular COM orders will be charged at Group 1 pricing and regular COL orders will be charged at Group 4 pricing.

Allseating reserves the right to reject any COM Fabric or COL Material which, in our opinion, is unsuitable. COM fabric must be supplied in one piece. Where patterns or repeats are involved additional yardage may be required.

All COM/COL orders will not be scheduled for production until Customer Service receives confirmation from our warehouse or receiving department that the fabric has arrived. Shipping will be approximately 4 weeks from receipt of fabric.

All items are available with material furnished by the customer. Yardage requirements listed in our price list are based on 54" wide plain material. Generally, additional yardage is required if striped or patterned material is used, if pattern requires matching, or if width of material is less than 54" wide. Please contact factory if goods are less than 54" wide. We can take no responsibility for tailoring, wearability, or application of COM/COL covers. Allseating is not held responsible for receipt of defective fabrics, as we apply all COM/COL as first quality goods.

COM/COL is applied at customer's own risk and Allseating assumes no liability for the material.

The additional yardage is based on 54" wide goods. Please contact factory if goods are less than 54" wide.

Repeat	COM/COL Usage
0.25-5"	Add 10%
6-9"	Add 15%
10-13"	Add 20%
14-20"	Add 25%
21-27"	Add 30%
28-34"	Add 35%

Customer's Own Leather

If you wish to provide your own leather, please figure 17 square feet of leather per yard of material required, based on the yardage requirement listed for each piece.

Allseating will not order special leather from any other supplier other than our own.

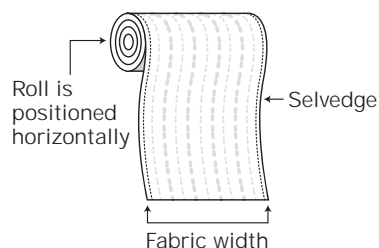
Fabric Upgrade Chart

All standard Seating Fabrics are applied Right Way (Off-the-Bolt)

Usually, seating fabrics are patterned to run Right-Way (off-the-bolt).


Allseating will upholster all seating products with the fabric pattern running off the bolt unless special instructions stating otherwise are received.

Right Way Application (off-the-bolt)




Right Way

Explanation of Right Way and Railroad



RR = Railroad
or Top to
Selvage



RW = Right Way
(As woven)
or Top Right or
In and Out of Both
or Up the Goods
(Default).



Closed arm panel
Option shown:
RW

Though every effort has been made to estimate excess yardage required for stripes and matches, Allseating takes no responsibility where additional material must be ordered.

For Fabrics Graded 1 – 8

Use the corresponding list prices as published in this Catalog.

For Fabrics Graded 9 – 12

Determine the amount of fabric required for the product by referencing the COM yardage requirements as published. Once yardage has been determined, add the indicated list amount in the chart below to the published Group 8 price and discount as required.

Yardage	Group 9	Group 10	Group 11	Group 12
0.25	\$18	\$37	\$55	\$74
0.5	\$37	\$74	\$110	\$146
0.75	\$55	\$110	\$165	\$221
1	\$74	\$146	\$221	\$293
1.25	\$92	\$183	\$275	\$366
1.5	\$110	\$221	\$330	\$439
1.75	\$128	\$256	\$384	\$513
2	\$147	\$293	\$439	\$587
2.5	\$183	\$366	\$549	\$733
5	\$366	\$733	\$1,098	\$1,466
5.5	\$403	\$805	\$1,209	\$1,612
6.5	\$477	\$952	\$1,429	\$1,905
8	\$587	\$1,173	\$1,759	\$2,345
8.5	\$624	\$1,245	\$1,868	\$2,492
10	\$733	\$1,466	\$2,199	\$2,932

SpecAll

Spec it. Price it. It's never been easier.

We're constantly developing new and evolving existing products - so no matter how much planning goes into this price book, details can change. That's why we developed SpecAll - a convenient online tool that enables you to specify and price your product in real-time without ever leaving the comfort of your chair.

It really is that easy. Simply visit allseating.com, choose your chair and customize it by selecting your preferred options, fabrics and finishes. When you're done you can email it, or save it for future reference.

The screenshot shows the allseating.com website's SpecAll tool. The interface includes a navigation menu (6) with links like Product, Fabrics & Finishes, Healthcare, Ergonomics, Resources, Company, and Environment. The main content area displays the 'Foster Lounge Single' chair (1) with a price of \$1543 and model code F2010-0ANC-SIL-F-OBLK-F-OBLK. A large image of the chair is shown, along with a 'PLEASE NOTE' disclaimer and three small thumbnail images. To the right, a 'BUILD & PRICE' panel (2) allows customization of LEG (Single), ARMS (Open Arm), ARM PAD (No Cap), FRAME FINISH (Silver), and SEAT FOAM (Multi-Layered High Density Foam). Below this, there are sections for FABRIC (Seat and Back) with 'All Fabrics' and 'Recommended' buttons (3). At the bottom of the panel are buttons for 'Add To Wish List', 'Print', and 'Email' (4). A bottom section (5) contains tabs for VIDEOS, DESCRIPTION, and DOCUMENTS, with a list of downloadable files like Product Brochure, 2D/3D CAD drawings, and GreenGuard Certificate.

- 1 We give you the best selling model, code and price.
- 2 Change and customize your chair's armstyle, finish and any other options available for your model.
- 3 Choose your textile by clicking on the fabric thumbnail.
- 4 Share with colleagues, add to your wish list, print or email your model.
- 5 Need More? Online Product Support includes product specifications, supporting documentation, video and image library.
- 6 Click to enter Spec-all's main menu and give you access to all our popular models.

Product Map

Design: Cesar Fernandes

Foster Seating

PATIENT CHAIRS



Models F0110 (MESH) / F1110 (UPH)
Description Patient



Models F0310 (MESH) / F1310 (UPH)
Description Patient Wide



Models F0510 (MESH) / F1510 (UPH)
Description Patient Bariatric

GUEST CHAIRS SINGLE UNITS



Models F0010 (MESH) / F1010 (UPH)
Description Guest



Models F0210 (MESH) / F1210 (UPH)
Description Guest Wide



Models F0410 (MESH) / F1410 (UPH)
Description Guest Bariatric

GUEST MULTIPLE CHAIRS



Models F0021 (MESH) / F1021 (UPH)
Description Double with Half Arm



Models F0022 (MESH) / F1022 (UPH)
Description Double with Full Arm



Models F0031 (MESH) / F1031 (UPH)
Description Triple with Half Arms

LOUNGE CHAIRS



Models F2010
Description Single Lounge



Models F2020
Description Double Lounge



Models F2030
Description Triple Lounge

BENCHES & OTTOMANS



Models F3X40
Description Single Bench



Models F3X41
Description Double Bench



Models F3X42
Description Double Bench with Table

TABLES



Models F4X01
Description Side Table



Models F4X02
Description Coffee Table



Models F4X03 / F4X04
Description End Table Left and Right

Foster Seating

GUEST TANDEM CHAIRS – START,
ADD-ONS AND END UNITS



Models F0111 (MESH) / F1111 (UPH)
Description Sled



Models F0112 (MESH) / F1112 (UPH)
Description Rocker



Models F0013 (MESH) / F1013 (UPH)
Description Hip Chair



****LEG GANGS ON THE LEFT SIDE FROM THE SEATED POSITION.****

Models F0017 (MESH) / F1017 (UPH)
Description Guest Start Unit

Models F0217 (MESH) / F1217 (UPH)
Description Guest Wide Start Unit

Models F0417 (MESH) / F1417 (UPH)
Description Guest Bariatric Start Unit



Models F0018 (MESH) / F1018 (UPH)
Description Guest Add-On Unit

Models F0218 (MESH) / F1218 (UPH)
Description Guest Wide Add-On Unit

Models F0418 (MESH) / F1418 (UPH)
Description Guest Bariatric Add-On Unit



****NO RIGHT LEG****

Models F0019 (MESH) / F1019 (UPH)
Description Guest End Unit

Models F0219 (MESH) / F1219 (UPH)
Description Guest Wide End Unit

Models F0419 (MESH) / F1419 (UPH)
Description Guest Bariatric End Unit



Models F0032 (MESH) / F1032 (UPH)
Description Triple with Full Arms



Models F0020 (MESH) / F1020 (UPH)
Description Double



Models F0030 (MESH) / F1030 (UPH)
Description Triple

SLEEPER



Models F6010-CA (STANDARD) / F6210-CA (WIDE)
Description Sleeper Chair




Models F3X43
Description Bench Lite



Models F3X44
Description Ottoman



Models F4X05
Description Inline Table



Description Corner Table

How to Order an Allseating Chair

Choose your chair, and follow the steps below:

If you have any questions about your order or the ordering process, please contact Allseating's Customer Service Department at **1 800 563 3502**.

1 STEP 1: Model Code

Determine your MODEL CODE. The boxes on the bottom right of each pricing page indicate the Series, Back Style, Controls, and Arms available. These boxes correspond to the Model Code column in the chart.

2 STEP 2: Option Code

Select your Option Code. Refer to the Option Code availability and the upcharge for each option. Choose the options you require, and fill in the boxes with the appropriate code. Please add additional boxes as necessary. If you do not fill in any Option Code, you will be shipped the Standard Components.

3 STEP 3: Fabric Code

Select your FABRIC CODE. Refer to the Allseating fabric cards, and select your fabric. The pricing pages indicate list prices for Group 1 - Group 8 Fabrics, as well as Leather 1-3. Enter your selected Fabric Code into the appropriate box. Allseating customers may provide their own fabric or leather, and if you wish to do so, please see page 7 for COM and COL information.

Check your completed codes for accuracy and completeness. As an example, if ordering a Foster Highback Patient Mesh/Single/Open Arm/ Grey Polyurethane Arm Caps/ Silver Frame/ Silica Mesh/ with Infusion Fabric Lime, your completed model code should look like this:

F0110-OA-GR-SIL-50B-F-ILIME

Model Code: F0110-OA

Option Codes: GR; SIL; 50B;

Fabric Code: F-ILIME

If you prefer to order one of our most popular chairs, simply select a Fabric Code from the Allseating Fabric Cards and complete the Fabric Code box.

4 STEP 4: Determine your Final List Price

The group of the fabric you select determines the list price of your chair. Please refer to the price chart on the top right of the pricing page to determine the list price.

If options are selected, add the corresponding upcharge to the list price.

i.e. Foster Highback Patient Mesh/Single/Open Arm/ Grey Polyurethane Arm Caps/ Silver Frame/ Silica Mesh/ with Infusion Fabric Lime:

Model Code	Option Code	Fabric
F0110-OA	GR; SIL; 50B	F-ILIME

F0110-OA (Group 6) \$1229 + GR \$63 + SIL \$0 + 50B \$0

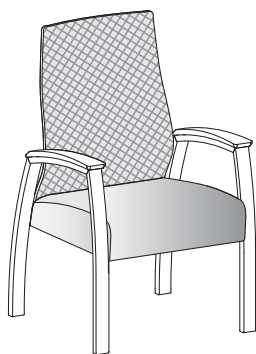
Final List Price = \$1,292

General Services Administration

Federal Supply Service Authorized Federal Supply Schedule Catalog and Price List Federal Supply Schedule for Special Purpose Seating

Contract Number:	GS-29F-004AA
Award Special Item Numbers:	SIN 711-18, SIN 711-19, SIN 711-2, SINs 71 316, SIN 711-16, SIN 711-17
DUNS Number:	243651288
Cage Code:	3AC60
FEIN#:	98-011-0664
Contract Period:	January 10, 2013 - January 9, 2018
Business Size:	Other than Small Business
Geographical Coverage:	48 Contiguous States and District of Columbia
Ordering Address:	Allseating Corporation 5800 Avebury Road, Unit 3 Mississauga, ON L5R 3M3 Canada
Head Office Phone:	1-800-563-3502
Head Office Fax:	1-800-272-9911
Payment Address:	Same as Ordering Address
Time of Delivery:	30-90 days ARO or sooner
Discount:	List Price Discount \$0 to \$100,000 60% \$100,001 to \$300,000 62% \$300,001 to \$500,000 64% \$500,001 and Above Negotiable
FOB:	Destination freight prepaid to 48 contiguous states
Prompt Payment Discount:	1% - 20 days, Net - 30 days
Lowest Priced Model:	SIN 711-18 Dove Stool Model 16017-PY @ \$97.20 SIN 711-19 Tuck Stack Chair Model 11050-NA @ \$72 SIN 711-2 Adjustable Foot Rest, Model A1502 @ \$36
Maximum Order Limitation:	SIN 711-18 \$200,000 SIN 711-19 \$200,000 SIN 711-2 \$500,000
Minimum Order:	\$50.00
Production Point:	Mississauga, Ontario, Canada
Conditions of Sale:	Warranty: 10 year parts and labor.
Cancellation Charge:	No cancellation charge prior to production. After production, only actual costs incurred that cannot be recovered through resale of the merchandise in a reasonable length of time (six months).
Restocking Charge (on approval):	20%

Foster™ Patient



Highback Patient Dimensions

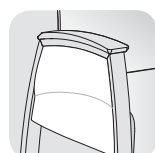
Overall	40.5"H, 26"W, 24.75"D
Seat	18"H, 21"W, 19"D
Back	22.5"H, 21"W
Arm	26.25"H
COM Seat	1 yard
COM Back	1.75 yards

Description: A highback chair that balances comfort and durability. Features a steel frame construction, webbed seat suspension and sloped arms to enhance support. A breathable mesh back option can improve circulation and airflow.

Suggested Applications: Exam Rooms, Patient Rooms, Resident Rooms.

Model	Back	Model Code	Model List Price												+ Option Code	
			Group 1/COM	Group 2	Group 3	Group 4/COL	Group 5	Group 6	Group 7	Group 8	Leather 1	Leather 2	Leather 3	MB	CL	
Highback Patient Open Arm	Mesh	F0110-OA	1,087	1,108	1,124	1,147	1,178	1,229	1,293	1,361	1,406	1,452	1,589	85	90	
Highback Patient Open Arm	Upholstered	F1110-OA	985	1,043	1,087	1,150	1,235	1,376	1,552	1,739	1,864	1,989	2,366	85	105	
+ Closed Arm COM 0.75 yard		CA	242	258	270	287	310	349	397	448	482	516	619	-	INCL	

+ Options/Codes

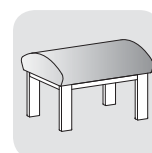


CA

Closed Arm

+ \$ See above

Accessories/ Related Models



Ottoman

+ See Page 56



Replacement Parts

+ See Page 57

1. Model Code Please fill in the boxes below.

- - - -

Series

F0
Foster
Collection
Mesh

Back Style

1
Highback

Leg

10
Single

Arm

OA
Open
CA
Closed

Arm Cap Finish

NC
No Cap
TP
Taupe Polyurethane
+ \$63
GR
Grey Polyurethane
+ \$63
BK
Black Polyurethane
+ \$63
HRM
Hard Rock Maple
Wood Cap
+ \$113

CAN
Candlelight Wood Cap
+ \$113
RC
Rustic Cherry Wood Cap
+ \$113
SF
Summer Flame Wood Cap
+ \$113
CB
Cherry Blossom Wood Cap
+ \$113
CP
Chocolate Pear Wood Cap
+ \$113

Frame Finish

SIL
Silver
BK
Black
+ \$40
GM
Metallic Gunmetal
+ \$40
BM
Bronze Matte
+ \$40
PW
Pearlcent White
+ \$40

Back Mesh
(if applicable)

10B
Silver
20B
Cobalt
50B
Silica
60B
Sandstone
70B
Dark Grey
80B
Herbal Green

3. Fabric Code - Seat

-

Please refer to
Allseating fabric cards for
fabric codes.

4. Fabric Code - Back and Closed Arms

-

Please refer to
Allseating fabric cards for
fabric codes.

2. Options Code

-

Please refer to Option Code
as listed in the above chart.

Features

- Clean Out Areas
- 16 Gauge Tubular Steel Frame (4 Leg)
- Steel Seat Frame
- High Density Seat Foam
- Latex/Lead (metal)/and Mercury-Free
- Flex Back
- Active Seat Suspension
- Wallsaver Frame Design
- Black non-marring polyethylene glides

Note

Dynamically tested weight capacity of 500lbs.

When graded in combination upholstery is selected, use the highest grade upholstery selected -please provide the fabrics specified and a description of where each fabric is to be applied on the product.


This product meets the requirements set forth in ANSI/BIFMA HCF8.1.

Shipped ready to assemble.

Product Weight: 39 lbs.; 45 lbs. with Closed Arms.

GSA Contract Holder
GSA SIN: 71-316

GREENGUARD
Indoor Air Quality Certified

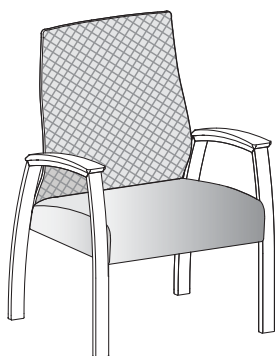


Specifications and Pricing
valid at time of publishing.
SpecAll,
www.allseating.com/specall



Order less than \$5000 list are shipped at a flat rate of \$125 net.
For Fully Assembled Blanket Wrapped products please contact
Customer Service for details. Please note that minimum quantity
guidelines will apply. Shipped Fully Assembled.

Foster™ Patient Wide



Highback Patient Wide Dimensions	
Overall	40.5"H, 29"W, 24.75"D
Seat	18"H, 24"W, 19"D
Back	22.5"H, 24"W
Arm	26.25"H
COM Seat	1 yard
COM Back	1.75 yards

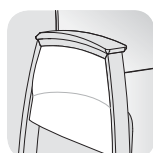
Description: A wider version of our patient chair with a breathable mesh back option. Features a steel frame construction, webbed seat suspension and sloped arms to enhance comfort. Seat width is 24" between the arms.

Suggested Applications: Exam Rooms, Patient Rooms, Resident Rooms.

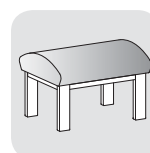
Model	Back	Model Code	Model List Price												+ Option Code	
			Group 1/COM	Group 2	Group 3	Group 4/COL	Group 5	Group 6	Group 7	Group 8	Leather 1	Leather 2	Leather 3	MB	CL	
Highback Patient Wide Open Arm	Mesh	F0310-OA	1,152	1,173	1,189	1,212	1,243	1,294	1,358	1,426	1,471	1,517	1,654	85	90	
Highback Patient Wide Open Arm	Upholstered	F1310-OA	1,050	1,108	1,152	1,215	1,300	1,441	1,617	1,804	1,929	2,054	2,431	85	105	
+ Closed Arm COM 0.75 yard		CA	242	258	270	287	310	349	397	448	482	516	619	-	INCL	

+ Options/Codes

Accessories/ Related Models



CA
Closed Arm
+ \$ See above



Ottoman
+ See Page 56



Replacement Parts
+ See Page 57

1. Model Code Please fill in the boxes below.

- 3 - 10 - -

Series **Back Style** **Leg** **Arm** **Arm Cap Finish**

F0 **3** **10** **OA** **NC**
 Foster Collection Highback Single Open No Cap
 Mesh Wide

F1 **CA** **TP**
 Foster Collection Closed Taupe Polyurethane
 Upholstered

2. Options Code

-

Please refer to Option Code as listed in the above chart.

GR Grey Polyurethane + \$63	RC Rustic Cherry Wood Cap + \$113	GM Metallic Gunmetal + \$40	50B Silica
BK Black Polyurethane + \$63	SF Summer Flame Wood Cap + \$113	BM Bronze Matte + \$40	60B Sandstone
HRM Hard Rock Maple Wood Cap + \$113	CB Cherry Blossom Wood Cap + \$113	PW Pearlescent White + \$40	70B Dark Grey
	CP Chocolate Pear Wood Cap + \$113		80B Herbal Green

3. Fabric Code - Seat

-

Please refer to Allseating fabric cards for fabric codes.

4. Fabric Code - Back and Closed Arms

-

Please refer to Allseating fabric cards for fabric codes.

Features

- Clean Out Areas
- 16 Gauge Tubular Steel Frame (4 Leg)
- Steel Seat Frame
- High Density Seat Foam
- Latex/Lead (metal)/and Mercury-Free
- Flex Back
- Active Seat Suspension
- Wallsaver Frame Design
- Black non-marring polyethylene glides

Note

Dynamically tested weight capacity of 500lbs.

When graded in combination upholstery is selected, use the highest grade upholstery selected -please provide the fabrics specified and a description of where each fabric is to be applied on the product.

This product meets the requirements set forth in ANSI/BIFMA HCF8.1.

Shipped ready to assemble.

Product Weight: 40 lbs.; 47 lbs. with Closed Arms.


GSA Contract Holder
GSA SIN: 71-316

GREENGUARD
Indoor Air Quality Certified

specall
Specifications and Pricing valid at time of publishing.
SpecAll,
www.allseating.com/specall

Order less than \$5000 list are shipped at a flat rate of \$125 net. For Fully Assembled Blanket Wrapped products please contact Customer Service for details. Please note that minimum quantity guidelines will apply. Shipped Fully Assembled.

Foster™ Patient Bariatric



Highback Patient Bariatric Dimensions

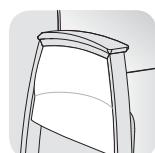
Overall	40.5"H, 35"W, 24.75"D
Seat	18"H, 30"W, 19"D
Back	22.5"H, 30"W
Arm	26.25"H
COM Seat	1 yard
COM Back	1.75 yards

Description: A bariatric version of our patient chair with a breathable mesh back option. Features a steel frame construction, webbed seat suspension and sloped arms to enhance comfort. Seat width is 30" between the arms and supports up to 750lbs.

Suggested Applications: Waiting Areas, Dining Room, Exam Rooms, Patient Rooms, Guest Seating, Resident Rooms.

			Model List Price											+ Option Code		
			Group 1/COM	Group 2	Group 3	Group 4/COL	Group 5	Group 6	Group 7	Group 8	Leather 1	Leather 2	Leather 3	Moisture Barrier (Seat only)	CAL TB133	
Model	Back	Model Code												MB	CL	
Highback Patient Bariatric Open Arm	Mesh	F0510-OA	1,237	1,258	1,274	1,297	1,328	1,379	1,443	1,511	1,556	1,602	1,739	85	90	
Highback Patient Bariatric Open Arm	Upholstered	F1510-OA	1,135	1,193	1,237	1,300	1,385	1,526	1,702	1,889	2,014	2,139	2,516	85	105	
+ Closed Arm COM 0.75 yard		CA	242	258	270	287	310	349	397	448	482	516	619	-	INCL	

+ Options/Codes

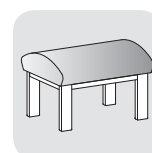


CA

Closed Arm

+ \$ See above

Accessories/ Related Models



Ottoman

+ See Page 56



Replacement Parts

+ See Page 57

1. Model Code Please fill in the boxes below.

- 5 - 10 - -

Series
F0
Foster Collection
Mesh

Back Style
5
Highback
Bariatric

Leg
10
Single

Arm
OA
Open
CA
Closed

F1
Foster Collection
Upholstered

2. Options Code

-

Please refer to Option Code as listed in the above chart.

Arm Cap Finish

NC
No Cap

TP
Taupe Polyurethane
+\$63

GR
Grey Polyurethane
+\$63

BK
Black Polyurethane
+\$63

HRM
Hard Rock Maple Wood Cap
+\$113

CAN
Candlelight Wood Cap
+\$113

RC
Rustic Cherry Wood Cap
+\$113

SF
Summer Flame Wood Cap
+\$113

CB
Cherry Blossom Wood Cap
+\$113

CP
Chocolate Pear Wood Cap
+\$113

Frame Finish

SIL
Silver

BK
Black
+\$40

GM
Metallic Gunmetal
+\$40

BM
Bronze Matte
+\$40

PW
Pearlcent White
+\$40

Back Mesh (if applicable)

10B
Ebony

20B
Cobalt

50B
Silica

60B
Sandstone

70B
Dark Grey

80B
Herbal Green

3. Fabric Code - Seat

-

Please refer to Allseating fabric cards for fabric codes.

4. Fabric Code - Back and Closed Arms

-

Please refer to Allseating fabric cards for fabric codes.

Features

- Clean Out Areas
- 16 Gauge Tubular Steel Frame (4 Leg)
- Steel Seat Frame
- High Density Seat Foam
- Latex/Lead (metal)/and Mercury-Free
- Flex Back
- Active Seat Suspension
- Wallsaver Frame Design
- Black non-marring polyethylene glides

Note

Warranted for users up to 750 lbs.

When graded in combination upholstery is selected, use the highest grade upholstery selected -please provide the fabrics specified and a description of where each fabric is to be applied on the product.


This product meets the requirements set forth in ANSI/BIFMA HCF8.1.

Shipped ready to assemble.

Product Weight: 44 lbs.; 51 lbs. with Closed Arms.

GSA Contract Holder
GSA SIN: 71-316

GREENGUARD
Indoor Air Quality Certified

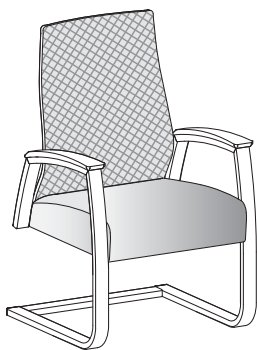


Specifications and Pricing valid at time of publishing.
SpecAll,
www.allseating.com/specall



Order less than \$5000 list are shipped at a flat rate of \$125 net.
For Fully Assembled Blanket Wrapped products please contact Customer Service for details. Please note that minimum quantity guidelines will apply. Shipped Fully Assembled.

Foster™ Sled



Highback Sled Dimensions

Overall	40.5"H, 26"W, 24.75"D
Seat	18"H, 21"W, 19"D
Back	22.5"H, 21"W
Arm	26.25"H
COM Seat	1 yard
COM Back	1.75 yards

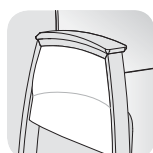
Description: Our highly supportive patient chair with a sled base for increased flex in the back. Features a steel frame construction, webbed seat suspension and sloped arms to enhance support. Comes with a lightweight, breathable mesh back option to enhance circulation.

Suggested Applications: Exam Rooms, Patient Rooms, Resident Rooms.

Model	Back	Model Code	Model List Price											Option Code	
			Group 1/COM	Group 2	Group 3	Group 4/COL	Group 5	Group 6	Group 7	Group 8	Leather 1	Leather 2	Leather 3	MB	CL
Highback Patient Single Open Arm	Mesh	F0111-OA	1,382	1,403	1,419	1,442	1,473	1,524	1,588	1,656	1,701	1,747	1,884	85	90
Highback Patient Single Open Arm	Upholstered	F1111-OA	1,280	1,338	1,382	1,445	1,530	1,671	1,847	2,034	2,159	2,284	2,661	85	105
+ Closed Arm COM 0.75 yard			CA	242	258	270	287	310	349	397	448	482	516	619	INCL

+ Options/Codes

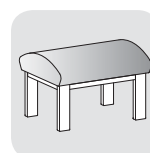
Accessories/ Related Models



CA

Closed Arm

+ \$ See above



Ottoman

+ See Page 56



Replacement Parts

+ See Page 57

1. Model Code Please fill in the boxes below.

<input type="text"/>	-	<input type="text"/>	-	<input type="text"/>	-	<input type="text"/>	-	<input type="text"/>
Series		Back Style		Leg		Arm		Arm Cap Finish
F0 Foster Collection Mesh		1 Highback		11 Sled Metal		OA Open		TP Taupe Polyurethane
F1 Foster Collection Upholstered						CA Closed		GR Grey Polyurethane
								BK Black Polyurethane
								HRM Hard Rock Maple Wood Cap
								+ \$113
								CAN Candlelight Wood Cap
								+ \$113

2. Options Code

<input type="text"/>	-	<input type="text"/>
Please refer to Option Code as listed in the above chart.		

<input type="text"/>	-	<input type="text"/>
Frame Finish		Back Mesh (if applicable)
SIL Silver		10B Ebony
BK Black		20B Cobalt
+ \$40		50B Silica
GM Metallic Gunmetal		60B Sandstone
+ \$40		70B Dark Grey
BM Bronze Matte		80B Herbal Green
+ \$40		
PW Pearlcent White		
+ \$40		

3. Fabric Code - Seat

<input type="text"/>	-	<input type="text"/>
Please refer to Allseating fabric cards for fabric codes.		

4. Fabric Code - Back and Closed Arms

<input type="text"/>	-	<input type="text"/>
Please refer to Allseating fabric cards for fabric codes.		

Features

- Clean Out Areas
- Tubular Steel Frame
- Steel Seat Frame
- High Density Seat Foam
- Latex/Lead (metal)/and Mercury-Free
- Flex Back
- Active Seat Suspension
- Black nylon glides
- Anti-Tip Glides

Note

Warranted for users up to 325 lbs.

When graded in combination upholstery is selected, use the highest grade upholstery selected -please provide the fabrics specified and a description of where each fabric is to be applied on the product.

This product meets the requirements set forth in ANSI/BIFMA HCF8.1.

Shipped ready to assemble.

Product Weight: 43 lbs.; 49 lbs. with Closed Arms.

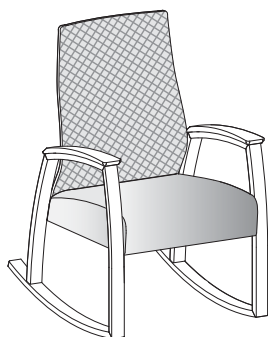
GSA Contract Holder
GSA SIN: 71-316

GREENGUARD
Indoor Air Quality Certified

specall
Specifications and Pricing
valid at time of publishing.
SpecAll,
www.allseating.com/specall

Order less than \$5000 list are shipped at a flat rate of \$125 net.
For Fully Assembled Blanket Wrapped products please contact
Customer Service for details. Please note that minimum quantity
guidelines will apply. Shipped Fully Assembled.

Foster™ Rocker



Highback Rocker Dimensions

Overall	40.5"H, 26"W, 30"D
Seat	18"H, 21"W, 19"D
Back	22.5"H, 21"W
Arm	26.25"H
COM Seat	1 yard
COM Back	1.75 yards

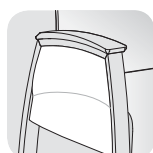
Description: Our highly supportive patient chair with a rocker base inspires a calming motion and relaxing effect. Features a steel frame construction, webbed seat suspension and sloped arms to enhance support.

Suggested Applications: Exam Rooms, Patient Rooms, Resident Rooms.

Model	Back	Model Code	Model List Price												Option Code	
			Group 1/COM	Group 2	Group 3	Group 4/COL	Group 5	Group 6	Group 7	Group 8	Leather 1	Leather 2	Leather 3	Moisture Barrier (Seat only)	MB	CL
Highback Patient Single Open Arm	Mesh	F0111-OA	1,382	1,403	1,419	1,442	1,473	1,524	1,588	1,656	1,701	1,747	1,884	85	90	
Highback Patient Single Open Arm	Upholstered	F1111-OA	1,280	1,338	1,382	1,445	1,530	1,671	1,847	2,034	2,159	2,284	2,661	85	105	
+ Closed Arm COM 0.75 yard			CA	242	258	270	287	310	349	397	448	482	516	619	-	INCL

+ Options/Codes

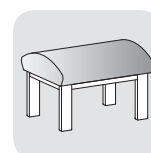
Accessories/ Related Models



CA

Closed Arm

+ \$ See above



Ottoman

+ See Page 56



Replacement Parts

+ See Page 57

1. Model Code Please fill in the boxes below.

<input type="text"/>	-	<input type="text"/>	-	<input type="text"/>	-	<input type="text"/>	-	<input type="text"/>
Series		Back Style		Leg		Arm		Arm Cap Finish
F0 Foster Collection Mesh		1 Highback		13 Rocker Metal		OA Open CA Closed		TP Taupe Polyurethane GR Grey Polyurethane BK Black Polyurethane HRM Hard Rock Maple Wood Cap + \$113 CAN Candlelight Wood Cap + \$113

2. Options Code

<input type="text"/>	-	<input type="text"/>
Please refer to Option Code as listed in the above chart.		

<input type="text"/>	-	<input type="text"/>
Frame Finish		Back Mesh (if applicable)
SIL Silver BK Black + \$40 GM Metallic Gunmetal + \$40 BM Bronze Matte + \$40 PW Pearlcent White + \$40		10B Ebony 20B Cobalt 50B Silica 60B Sandstone 70B Dark Grey 80B Herbal Green

3. Fabric Code - Seat

<input type="text"/>	-	<input type="text"/>
Please refer to Allseating fabric cards for fabric codes.		

4. Fabric Code - Back and Closed Arms

<input type="text"/>	-	<input type="text"/>
Please refer to Allseating fabric cards for fabric codes.		

Features

- Clean Out Areas
- 16 Gauge Tubular Steel Frame
- Steel Seat Frame
- High Density Seat Foam
- Latex/Lead (metal)/and Mercury-Free
- Flex Back
- Active Seat Suspension
- Black nylon glides
- Clear polyurethane rail guard

Note

Warranted for users up to 500 lbs.

When graded in combination upholstery is selected, use the highest grade upholstery selected -please provide the fabrics specified and a description of where each fabric is to be applied on the product.


This product meets the requirements set forth in ANSI/BIFMA HCF8.1.

Shipped ready to assemble.

Product Weight: 43 lbs.; 50 lbs. with Closed Arms.

GSA Contract Holder
GSA SIN: 71-316

GREENGUARD
Indoor Air Quality Certified

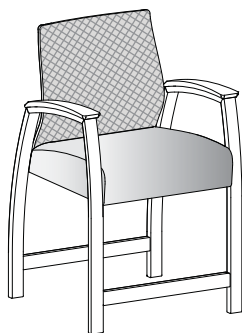


Specifications and Pricing valid at time of publishing.
SpecAll,
www.allseating.com/specall



Order less than \$5000 list are shipped at a flat rate of \$125 net.
For Fully Assembled Blanket Wrapped products please contact Customer Service for details. Please note that minimum quantity guidelines will apply.

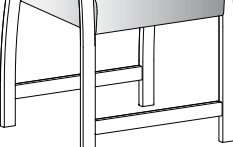
Foster™ Hip Chair



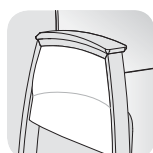
Midback Hip Chair Dimensions	
Overall	40.5"H, 26"W, 24.75"D
Seat	24"H, 21"W, 19"D
Back	16.5"H, 21"W
Arm	32.25"H
COM Seat	1 yard
COM Back	1.75 yards

Description: Our highly supportive patient chair at an easy-access height to minimize risk of injury. Features a steel frame construction, webbed seat suspension and sloped arms to enhance support. Comes with a lightweight, breathable mesh back option to enhance circulation.

Suggested Applications: Exam Rooms, Patient Rooms, Resident Rooms.

	Model List Price														+ Option Code		
			Group 1/COM	Group 2	Group 3	Group 4/COL	Group 5	Group 6	Group 7	Group 8	Leather 1	Leather 2	Leather 3	Moisture Barrier (Seat Only)	CAL TB133		
	Model	Back	Model Code												MB	CL	
	Midback Hip Chair Open Arm	Mesh	F0013-OA	1,381	1,402	1,418	1,441	1,472	1,523	1,587	1,655	1,700	1,746	1,883	85	90	
Midback Hip Chair Open Arm	Upholstered	F1013-OA	1,288	1,341	1,381	1,438	1,516	1,643	1,803	1,973	2,087	2,201	2,543	85	105		
+ Closed Arm COM 0.75 yard			CA	242	258	270	287	310	349	397	448	482	516	619	-	INCL	

+ Options/Codes



CA
Closed Arm
+ \$ See above

Accessories/ Related Models



Replacement Parts
+ See Page 57

To order Follow these simple steps.

1. Model Code Please fill in the boxes below.

- - - -

Series **Back Style** **Leg** **Arm** **Arm Cap Finish**

F0 **0** **13** **OA** **TP**
 Foster Collection Mesh Midback Hip Chair Open Taupe Polyurethane

F1 **CA** **GR** **BK** **SF**
 Foster Collection Upholstered Closed Grey Polyurethane Summer Flame Wood Cap

HRM **CB** **CP**
 Hard Rock Maple Wood Cap Cherry Blossom Wood Cap Chocolate Pear Wood Cap

CAN
 Candlelight Wood Cap

+\$113 **+\$113** **+\$113** **+\$113** **+\$113**

2. Options Code

-

Please refer to Option Code as listed in the above chart.

-

Frame Finish **Back Mesh**
 (if applicable)

SIL **10B**
 Silver Ebony

BK **20B**
 Black Cobalt

GM **50B**
 Metallic Gunmetal Silica

BM **60B**
 Bronze Matte Sandstone

PW **70B**
 Pearlcent White Dark Grey

80B
 Herbal Green

+\$40 **+\$40** **+\$40** **+\$40** **+\$40**

3. Fabric Code - Seat

-

Please refer to Allseating fabric cards for fabric codes.

4. Fabric Code - Back and Closed Arms

-

Please refer to Allseating fabric cards for fabric codes.

Features

- Clean Out Areas
- 16 Gauge Tubular Steel Frame (4 Leg)
- Steel Seat Frame
- Non-slip surface on foot rail
- High Density Seat Foam
- Latex/Lead (metal)/and Mercury-Free
- Flex Back
- Active Seat Suspension
- Black non-marring polyethylene glides.

Note

Warranted for users up to 500 lbs.

When graded in combination upholstery is selected, use the highest grade upholstery selected -please provide the fabrics specified and a description of where each fabric is to be applied on the product.

This product meets the requirements set forth in ANSI/BIFMA HCF8.1.

Shipped ready to assemble.

Product Weight: 45 lbs.; 52 lbs. with Closed Arms.


GSA Contract Holder
GSA SIN: 71-316

GREENGUARD
Indoor Air Quality Certified

specall
Specifications and Pricing valid at time of publishing.
SpecAll,
www.allseating.com/specall

Order less than \$5000 list are shipped at a flat rate of \$125 net.
For Fully Assembled Blanket Wrapped products please contact Customer Service for details. Please note that minimum quantity guidelines will apply.

Foster™ Guest



Midback Guest Dimensions

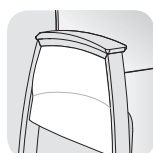
Overall	34"H, 26"W, 24.75"D
Seat	18"H, 21"W, 19"D
Back	16"H, 21"W
Arm	26.25"H
COM Seat	1 yard
COM Back	1.5 yards

Description: No one likes to wait, but with its webbed seat suspension, and sturdy steel construction, Foster Guest seating makes waiting more comfortable.

Suggested Applications: Lobbies, Dining Rooms, Exam Rooms, Resident Rooms.

Model	Back	Model Code	Model List Price												Option Code	
			Group 1/COM	Group 2	Group 3	Group 4/COL	Group 5	Group 6	Group 7	Group 8	Leather 1	Leather 2	Leather 3	MB	CL	
Midback Guest Single Open Arm	Mesh	F0010-OA	1,061	1,082	1,098	1,121	1,152	1,203	1,267	1,335	1,380	1,426	1,563	85	90	
Midback Guest Single Open Arm	Upholstered	F1010-OA	968	1,021	1,061	1,118	1,196	1,323	1,483	1,653	1,767	1,881	2,223	85	105	
+ Closed Arm COM 0.75 yard			CA	242	258	270	287	310	349	397	448	482	516	619	-	INCL

+ Options/Codes

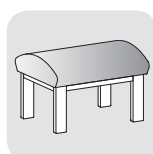


CA

Closed Arm

+ \$ See above

Accessories/ Related Models



Ottoman

+ See Page 56



Tables

+ See Page 51-54



Replacement Parts

+ See Page 57

1. Model Code Please fill in the boxes below.

- - - -

Series

F0
Foster
Collection
Mesh

F1

Foster Collection
Upholstered

Back Style

0
Midback

Leg

10
Single

Arm

OA
Open

CA
Closed

Arm Cap Finish

NC
No Cap

TP
Taupe Polyurethane

GR
Grey Polyurethane

BK
Black Polyurethane

HRM
Hard Rock Maple

CP
Chocolate Pear Wood Cap

+ \$63

+ \$113

+ \$113

+ \$113

+ \$113

+ \$113

+ \$113

+ \$113

+ \$113

+ \$113

+ \$113

+ \$113

+ \$113

CAN

Candlelight Wood Cap

+ \$113

RC

Rustic Cherry Wood Cap

+ \$113

SF

Summer Flame Wood Cap

+ \$113

CB

Cherry Blossom Wood Cap

+ \$113

CP

Chocolate Pear Wood Cap

+ \$113

+ \$113

+ \$113

+ \$113

+ \$113

+ \$113

+ \$113

+ \$113

+ \$113

+ \$113

+ \$113

+ \$113

+ \$113

+ \$113

+ \$113

+ \$113

+ \$113

+ \$113

+ \$113

+ \$113

+ \$113

Frame Finish

SIL

Silver

BK

Black

GM

Metallic Gunmetal

BM

Bronze Matte

PW

Pearlcent White

+ \$40

+ \$40

+ \$40

+ \$40

+ \$40

+ \$40

+ \$40

+ \$40

+ \$40

+ \$40

+ \$40

+ \$40

+ \$40

+ \$40

+ \$40

+ \$40

+ \$40

+ \$40

+ \$40

+ \$40

+ \$40

+ \$40

+ \$40

+ \$40

+ \$40

Back Mesh

(if applicable)

10B

Ebony

20B

Cobalt

50B

Silica

60B

Sandstone

70B

Dark Grey

80B

Herbal Green

+ \$40

+ \$40

+ \$40

+ \$40

+ \$40

+ \$40

+ \$40

+ \$40

+ \$40

+ \$40

+ \$40

+ \$40

+ \$40

+ \$40

+ \$40

+ \$40

+ \$40

+ \$40

+ \$40

+ \$40

+ \$40

+ \$40

3. Fabric Code - Seat

-

Please refer to
Allseating fabric cards for
fabric codes.

4. Fabric Code - Back and Closed Arms

-

Please refer to
Allseating fabric cards for
fabric codes.

Features

- Clean Out Areas
- 16 Gauge Tubular Steel Frame
- Steel Seat Frame
- High Density Seat Foam
- Latex/Lead (metal)/and Mercury-Free
- Flex Back
- Active Seat Suspension
- Wallsaver Frame Design
- Black non-marring polyethylene glides.

Note

Warranted for users up to 500 lbs.

When graded in combination upholstery is selected, use the highest grade upholstery selected -please provide the fabrics specified and a description of where each fabric is to be applied on the product.


This product meets the requirements set forth in ANSI/BIFMA HCF8.1.

Shipped ready to assemble.

Product Weight: 38 lbs.; 44 lbs. with Closed Arms.

GSA Contract Holder
GSA SIN: 711-17

GREENGUARD
Indoor Air Quality Certified




Specifications and Pricing
valid at time of publishing.
SpecAll,
www.allseating.com/specall



Order less than \$5000 list are shipped at a flat rate of \$125 net.
For Fully Assembled Blanket Wrapped products please contact
Customer Service for details. Please note that minimum quantity
guidelines will apply.

Foster™ Guest Wide



Midback Guest Wide Dimensions

Overall	34"H, 29"W, 24.75"D
Seat	18"H, 24"W, 19"D
Back	16"H, 24"W
Arm	26.25"H
COM Seat	1 yard
COM Back	1.5 yards

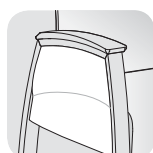
Description: A wider version of our welcoming guest chair. Features a steel frame construction and webbed seat suspension to make waiting more comfortable. Measures 24" between the arms.

Suggested Applications: Lobbies, Dining Rooms, Exam Rooms, Resident Rooms.

Model	Back	Model Code	Model List Price												+ Option Code	
			Group 1/COM	Group 2	Group 3	Group 4/COL	Group 5	Group 6	Group 7	Group 8	Leather 1	Leather 2	Leather 3	Moisture Barrier (Seat only)	MB	CL
Midback Guest Single Open Arm	Mesh	F0210-OA	1,073	1,094	1,110	1,133	1,164	1,215	1,279	1,347	1,392	1,438	1,575	85	90	
Midback Guest Single Open Arm	Upholstered	F1210-OA	980	1,033	1,073	1,130	1,208	1,335	1,495	1,665	1,779	1,893	2,235	85	105	
+ Closed Arm COM 0.75 yard			CA	242	258	270	287	310	349	397	448	482	516	619	-	INCL

+ Options/Codes

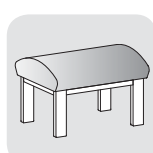
Accessories/ Related Models



CA

Closed Arm

+ \$ See above



Ottoman

+ See Page 56



Tables

+ See Page 51-54



Replacement Parts

+ See Page 57

1. Model Code Please fill in the boxes below.

- - - -

Series
F0
Foster Collection
Mesh

Back Style
2
Midback
Wide

Leg
10
Single

Arm
OA
Open
CA
Closed

F1
Foster Collection
Upholstered

2. Options Code

-

Please refer to Option Code as listed in the above chart.

Arm Cap Finish

NC
No Cap

TP
Taupe Polyurethane
+\$63

GR
Grey Polyurethane
+\$63

BK
Black Polyurethane
+\$63

HRM
Hard Rock Maple Wood Cap
+\$113

CAN
Candlelight Wood Cap
+\$113

RC
Rustic Cherry Wood Cap
+\$113

SF
Summer Flame Wood Cap
+\$113

CB
Cherry Blossom Wood Cap
+\$113

CP
Chocolate Pear Wood Cap
+\$113

Frame Finish

SIL
Silver

BK
Black
+\$40

GM
Metallic Gunmetal
+\$40

BM
Bronze Matte
+\$40

PW
Pearlcent White
+\$40

Back Mesh (if applicable)

10B
Ebony

20B
Cobalt

50B
Silica

60B
Sandstone

70B
Dark Grey

80B
Herbal Green

3. Fabric Code - Seat

-

Please refer to Allseating fabric cards for fabric codes.

4. Fabric Code - Back and Closed Arms

-

Please refer to Allseating fabric cards for fabric codes.

Features

- Clean Out Areas
- 16 Gauge Tubular Steel Frame
- Steel Seat Frame
- High Density Seat Foam
- Latex/Lead (metal)/and Mercury-Free
- Flex Back
- Active Seat Suspension
- Wallsaver Frame Design
- Black non-marring polyethylene glides.

Note

Warranted for users up to 500 lbs.

When graded in combination upholstery is selected, use the highest grade upholstery selected -please provide the fabrics specified and a description of where each fabric is to be applied on the product.


This product meets the requirements set forth in ANSI/BIFMA HCF8.1.

Shipped ready to assemble.

Product Weight: 40 lbs.; 46 lbs. with Closed Arms.

GSA Contract Holder
GSA SIN: 711-17

GREENGUARD
Indoor Air Quality Certified

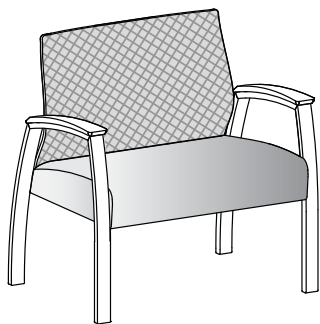


Specifications and Pricing valid at time of publishing.
SpecAll,
www.allseating.com/specall



Order less than \$5000 list are shipped at a flat rate of \$125 net. For Fully Assembled Blanket Wrapped products please contact Customer Service for details. Please note that minimum quantity guidelines will apply.

Foster™ Guest Bariatric



Midback Guest Bariatric Dimensions

Overall	34"H, 35"W, 24.75"D
Seat	18"H, 30"W, 19"D
Back	16"H, 30"W
Arm	26.25"H
COM Seat	1 yard
COM Back	1.5 yards

Description: A bariatric version of our welcoming guest chair with a breathable mesh back option. Features a steel frame construction and webbed seat suspension to make waiting more comfortable. 30" between the arms.

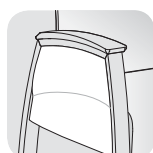
Suggested Applications: Waiting Areas, Dining Room, Exam Rooms, Patient Rooms, Guest Seating, Resident Rooms.



Model	Back	Model Code	Model List Price											+ Option Code	
			Group 1/COM	Group 2	Group 3	Group 4/COL	Group 5	Group 6	Group 7	Group 8	Leather 1	Leather 2	Leather 3	Moisture Barrier (Seat only)	CAL TB133
Midback Guest Bariatric Open Arm	Mesh	F0410-OA	1,208	1,229	1,245	1,268	1,299	1,350	1,414	1,482	1,527	1,573	1,710	85	90
Midback Guest Bariatric Open Arm	Upholstered	F1410-OA	1,115	1,168	1,208	1,265	1,343	1,470	1,630	1,800	1,914	2,028	2,370	85	105
+ Closed Arm COM 0.75 yard		CA	242	258	270	287	310	349	397	448	482	516	619	-	INCL

+ Options/Codes

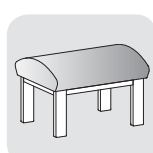
Accessories/ Related Models



CA

Closed Arm

+ \$ See above



Ottoman

+ See Page 56



Tables

+ See Page 51-54



Replacement Parts

+ See Page 57

1. Model Code Please fill in the boxes below.

- 4 - 10 - -

Series
F0 Foster Collection Mesh
F1 Foster Collection Upholstered

Back Style
4 Midback Bariatric

Leg
10 Single

Arm
OA Open
CA Closed

Arm Cap Finish

NC No Cap
TP Taupe Polyurethane +\$63
GR Grey Polyurethane +\$63
BK Black Polyurethane +\$63
HRM Hard Rock Maple Wood Cap +\$113

CAN Candlelight Wood Cap +\$113
RC Rustic Cherry Wood Cap +\$113
SF Summer Flame Wood Cap +\$113
CB Cherry Blossom Wood Cap +\$113
CP Chocolate Pear Wood Cap +\$113

Frame Finish

SIL Silver
BK Black +\$40
GM Metallic Gunmetal +\$40
BM Bronze Matte +\$40
PW Pearlcent White +\$40

Back Mesh (if applicable)

10B Ebony
20B Cobalt
50B Silica
60B Sandstone
70B Dark Grey
80B Herbal Green

3. Fabric Code - Seat

-

Please refer to Allseating fabric cards for fabric codes.

4. Fabric Code - Back and Closed Arms

-

Please refer to Allseating fabric cards for fabric codes.

2. Options Code

-

Please refer to Option Code as listed in the above chart.

Features

- Clean Out Areas
- 16 Gauge Tubular Steel Frame
- Steel Seat Frame
- High Density Seat Foam
- Latex/Lead (metal)/and Mercury-Free
- Flex Back
- Active Seat Suspension
- Wallsaver Frame Design
- Black non-marring polyethylene glides.

Note

Warranted for users up to 750 lbs.

When graded in combination upholstery is selected, use the highest grade upholstery selected -please provide the fabrics specified and a description of where each fabric is to be applied on the product.


This product meets the requirements set forth in ANSI/BIFMA HCF8.1.

Shipped ready to assemble.

Product Weight: 44 lbs.; 50 lbs. with Closed Arms.

GSA Contract Holder
GSA SIN: 711-17

GREENGUARD
Indoor Air Quality Certified

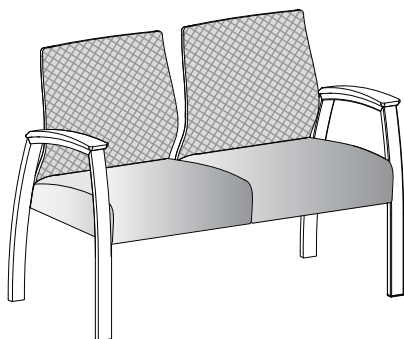


Specifications and Pricing valid at time of publishing.
SpecAll,
www.allseating.com/specall



Order less than \$5000 list are shipped at a flat rate of \$125 net. For Fully Assembled Blanket Wrapped products please contact Customer Service for details. Please note that minimum quantity guidelines will apply.

Foster™ Double



Midback Double Dimensions

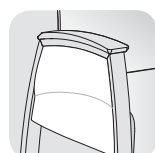
Overall	34"H, 47.5"W, 24.75"D
Seat	18"H, 21"W, 19"D
Back	16"H, 21"W
Arm	26.25"H
COM Seat	1.75 yard
COM Back	1.5 yards

Description: Our guest chair – but built for two. Features a steel frame construction, webbed seat suspension and sloped arms to make waiting more comfortable.

Suggested Applications: Lobbies, Resident Rooms.

			Model List Price											+ Option Code	
			Group 1/COM	Group 2	Group 3	Group 4/COL	Group 5	Group 6	Group 7	Group 8	Leather 1	Leather 2	Leather 3	Moisture Barrier (Seat only)	CAL TB133
Model	Back	Model Code												MB	CL
Double Open Arm	Mesh	F0020-OA	1,690	1,727	1,755	1,795	1,850	1,939	2,051	2,170	2,249	2,329	2,569	170	180
Double Open Arm	Upholstered	F1020-OA	1,570	1,638	1,690	1,765	1,866	2,032	2,240	2,461	2,608	2,756	3,202	170	210
+ Closed Arm COM 0.75 yard		CA	242	258	270	287	310	349	397	448	482	516	619	-	INCL

+ Options/Codes

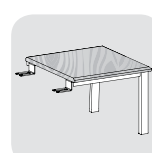


CA

Closed Arm

+ \$ See above

Accessories/ Related Models



Tables

+ See Page 51-54



Replacement Parts

+ See Page 57

1. Model Code Please fill in the boxes below.

– 0 – 20 – –

Series

F0
Foster
Collection
Mesh

F1

Foster Collection
Upholstered

Back Style

0
Midback

Leg

20
Double

Arm

OA
Open

CA
Closed

Arm Cap Finish

NC
No Cap

TP
Taupe Polyurethane

GR
Grey Polyurethane

+ \$32 ea.

BK
Black Polyurethane

+ \$32 ea.

HRM
Hard Rock Maple

Wood Cap

+ \$57 ea.

CAN

Candlelight Wood Cap

+ \$57 ea.

RC

Rustic Cherry Wood Cap

+ \$57 ea.

SF

Summer Flame Wood Cap

+ \$57 ea.

CB

Cherry Blossom Wood Cap

+ \$57 ea.

CP

Chocolate Pear Wood Cap

+ \$57 ea.

Frame Finish

SIL

Silver

BK

Black

+ \$40

GM

Metallic Gunmetal

+ \$40

BM

Bronze Matte

+ \$40

PW

Pearlcent White

+ \$40

Back Mesh

(if applicable)

10B

Ebony

20B

Cobalt

50B

Silica

60B

Sandstone

70B

Dark Grey

80B

Herbal Green

3. Fabric Code - Seat

–

Please refer to
Allseating fabric cards for
fabric codes.

4. Fabric Code - Back and Closed Arms

–

Please refer to
Allseating fabric cards for
fabric codes.

2. Options Code

–

Please refer to Option Code
as listed in the above chart.

Features

- Clean Out Areas
- 16 Gauge Tubular Steel Frame
- Steel Seat Frame
- High Density Seat Foam
- Latex/Lead (metal)/and Mercury-Free
- Flex Back
- Active Seat Suspension
- Wallsaver Frame Design
- Black non-marring polyethylene glides.

Note

Warranted for users up to 525 lbs/unit.

When graded in combination upholstery is selected, use the highest grade upholstery selected -please provide the fabrics specified and a description of where each fabric is to be applied on the product.

This product meets the requirements set forth in ANSI/BIFMA HCF8.1.

Shipped ready to assemble.

Product Weight: 61 lbs.; 67 lbs. with Closed Arms.

GSA Contract Holder
GSA SIN: 711-17

GREENGUARD
Indoor Air Quality Certified




Specifications and Pricing
valid at time of publishing.
SpecAll,
www.allseating.com/specall



Order less than \$5000 list are shipped at a flat rate of \$125 net.
For Fully Assembled Blanket Wrapped products please contact
Customer Service for details. Please note that minimum quantity
guidelines will apply.

Foster™ Double Half Arm



Midback Double Half Arm Dimensions

Overall	34"H, 49"W, 24.75"D
Seat	18"H, 21"W, 19"D
Back	16"H, 21"W
Arm	26.25"H
COM Seat	1.75 yard
COM Back	1.5 yards


Description: Our guest chair – but built for two. Features a steel frame construction, webbed seat suspension and sloped arms to make waiting more comfortable.

Suggested Applications: Lobbies, Resident Rooms.

Model	Back	Model Code	Model List Price											+ Option Code	
			Group 1/COM	Group 2	Group 3	Group 4/COL	Group 5	Group 6	Group 7	Group 8	Leather 1	Leather 2	Leather 3	MB	CL
Double Half Arm Open Arm	Mesh	F0021-OA	1,833	1,870	1,898	1,938	1,993	2,082	2,194	2,313	2,392	2,472	2,712	170	180
Double Half Arm Open Arm	Upholstered	F1021-OA	1,713	1,781	1,833	1,908	2,009	2,175	2,383	2,604	2,751	2,899	3,345	170	210
+ Closed Arm w/Mid Arm COM 1.25 yards			CA	262	288	308	337	376	440	520	605	661	718	890	INCL

+ Options/Codes

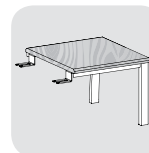
Accessories/ Related Models



CA

Closed Arm

+ \$ See above



Tables

+ See Page 51-54



Replacement Parts

+ See Page 57

1. Model Code Please fill in the boxes below.

- - - -

Series **Back Style** **Leg** **Arm** **Arm Cap Finish**

F0 **0** **21** **OA** **NC**

Foster Collection Mesh Midback Double w/ Half Arms Open No Cap

F1 **CA** **TP** **GR** **RC**

Foster Collection Upholstered Closed Taupe Polyurethane Rustic Cherry Wood Cap

BK **HRM** **CP**

Black Polyurethane Hard Rock Maple Wood Cap Chocolate Pear Wood Cap

+\$32 ea. +\$32 ea. +\$57 ea.

2. Options Code

-

Please refer to Option Code as listed in the above chart.

3. Fabric Code - Seat

-

Please refer to Allseating fabric cards for fabric codes.

4. Fabric Code - Back and Closed Arms

-

Please refer to Allseating fabric cards for fabric codes.

Features

- Clean Out Areas
- 16 Gauge Tubular Steel Frame
- Steel Seat Frame
- High Density Seat Foam
- Latex/Lead (metal)/and Mercury-Free
- Flex Back
- Active Seat Suspension
- Wallsaver Frame Design
- Black non-marring polyethylene glides.

Note

Warranted for users up to 525 lbs/unit.

When graded in combination upholstery is selected, use the highest grade upholstery selected -please provide the fabrics specified and a description of where each fabric is to be applied on the product.

This product meets the requirements set forth in ANSI/BIFMA HCF8.1.

Shipped ready to assemble.

Product Weight: 66 lbs.; 76 lbs. with Closed Arms.


GSA Contract Holder
GSA SIN: 711-17

GREENGUARD
Indoor Air Quality Certified

specall
Specifications and Pricing valid at time of publishing.
SpecAll,
www.allseating.com/specall

Order less than \$5000 list are shipped at a flat rate of \$125 net. For Fully Assembled Blanket Wrapped products please contact Customer Service for details. Please note that minimum quantity guidelines will apply.

Foster™ Double Full Arm



Midback Double Full Arm Dimensions

Overall	34"H, 49"W, 24.75"D
Seat	18"H, 21"W, 19"D
Back	16"H, 21"W
Arm	26.25"H
COM Seat	1.75 yard
COM Back	1.5 yards

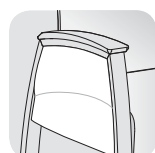
Description: Our guest chair – but built for two. Features a steel frame construction, webbed seat suspension and sloped arms to make waiting more comfortable.

Suggested Applications: Lobbies, Resident Rooms.



			Model List Price											+ Option Code		
Model	Back	Model Code	Group 1/COM	Group 2	Group 3	Group 4/COL	Group 5	Group 6	Group 7	Group 8	Leather 1	Leather 2	Leather 3	MB	CL	
Double Full Arm Open Arm	Mesh	F0022-OA	1,790	1,827	1,855	1,895	1,950	2,039	2,151	2,270	2,349	2,429	2,669	170	180	
Double Full Arm Open Arm	Upholstered	F1022-OA	1,670	1,738	1,790	1,865	1,966	2,132	2,340	2,561	2,708	2,856	3,302	170	210	
+ Closed Arm w/Mid Arm COM 1.25 yards			CA	262	288	308	337	376	440	520	605	661	718	890	-	INCL

+ Options/Codes



CA

Closed Arm

+ \$ See above

Accessories/ Related Models



Tables

+ See Page 51-54



Replacement Parts

+ See Page 57

1. Model Code Please fill in the boxes below.

– – – –

Series **Back Style** **Leg** **Arm** **Arm Cap Finish**

F0 **0** **22** **OA** **NC**

Foster Collection Mesh
 Midback
 Double w/ Full Arms
 Open
 No Cap

F1 **CA** **TP**

Foster Collection Upholstered
 Closed
 Taupe Polyurethane

2. Options Code

–

Please refer to Option Code as listed in the above chart.

–

Frame Finish **Back Mesh**
 (if applicable)

SIL **10B**

Silver
 Ebony

BK **20B**

Black
 Cobalt

GM **50B**

Metallic Gunmetal
 Silica

BM **60B**

Bronze Matte
 Sandstone

PW **70B**

Pearlcent White
 Dark Grey

CP **80B**

Chocolate Pear Wood Cap
 Herbal Green

3. Fabric Code - Seat

–

Please refer to Allseating fabric cards for fabric codes.

4. Fabric Code - Back and Closed Arms

–

Please refer to Allseating fabric cards for fabric codes.

Features

- Clean Out Areas
- 16 Gauge Tubular Steel Frame
- Steel Seat Frame
- High Density Seat Foam
- Latex/Lead (metal)/and Mercury-Free
- Flex Back
- Active Seat Suspension
- Wallsaver Frame Design
- Black non-marring polyethylene glides.

Note

Warranted for users up to 500 lbs/seat.

When graded in combination upholstery is selected, use the highest grade upholstery selected -please provide the fabrics specified and a description of where each fabric is to be applied on the product.

This product meets the requirements set forth in ANSI/BIFMA HCF8.1.

Shipped ready to assemble.

Product Weight: 68 lbs.; 78 lbs. with Closed Arms.

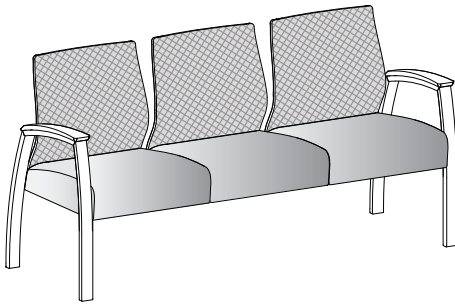
GSA Contract Holder
GSA SIN: 711-17

GREENGUARD
Indoor Air Quality Certified

specall
Specifications and Pricing valid at time of publishing.
SpecAll,
www.allseating.com/specall

Order less than \$5000 list are shipped at a flat rate of \$125 net. For Fully Assembled Blanket Wrapped products please contact Customer Service for details. Please note that minimum quantity guidelines will apply.

Foster™ Triple



Midback Triple Dimensions

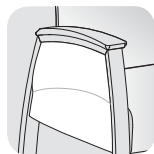
Overall	34"H, 69"W, 24.75"D
Seat	18"H, 21"W, 19"D
Back	16"H, 21"W
Arm	26.25"H
COM Seat	2 yards
COM Back	3 yards

Description: Description: Our guest chair – but built for three. Features a steel frame construction, webbed seat suspension and sloped half-height arms to make waiting more comfortable.

Suggested Applications: Waiting Areas, Dining Room, Exam Rooms, Patient Rooms, Guest Seating, Resident Rooms.

Model	Back	Model Code	Model List Price												Option Code	
			Group 1/COM	Group 2	Group 3	Group 4/COL	Group 5	Group 6	Group 7	Group 8	Leather 1	Leather 2	Leather 3	Moisture Barrier (Seat only)	MB	CL
Triple Arm Open Arm	Mesh	F0030-OA	2,225	2,267	2,299	2,345	2,407	2,509	2,637	2,773	2,864	2,955	3,229	255	270	
Triple Arm Open Arm	Upholstered	F1030-OA	2,040	2,145	2,225	2,340	2,495	2,750	3,070	3,410	3,638	3,865	4,550	255	315	
+ Closed Arm COM 0.75 yard			CA	242	258	270	287	310	349	397	448	482	516	619	-	INCL

+ Options/Codes

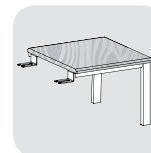


CA

Closed Arm

+ \$ See above

Accessories/ Related Models



Tables

+ See Page 51-54



Replacement Parts

+ See Page 57

1. Model Code Please fill in the boxes below.

- 0 - 30 - -

Series	Back Style	Leg	Arm
F0 Foster Collection Mesh	0 Midback	30 Triple	OA Open
F1 Foster Collection Upholstered			CA Closed

Arm Cap Finish

NC No Cap	CAN Candlelight Wood Cap +\$57
TP Taupe Polyurethane +\$32	RC Rustic Cherry Wood Cap +\$57
GR Grey Polyurethane +\$32	SF Summer Flame Wood Cap +\$57
BK Black Polyurethane +\$32	CB Cherry Blossom Wood Cap +\$57
HRM Hard Rock Maple Wood Cap +\$57	CP Chocolate Pear Wood Cap +\$57

Frame Finish

SIL Silver	BK Black +\$40
GM Metallic Gunmetal +\$40	BM Bronze Matte +\$40
PW Pearlcent White +\$40	

Back Mesh (if applicable)

10B Ebony	20B Cobalt
50B Silica	60B Sandstone
70B Dark Grey	80B Herbal Green

3. Fabric Code - Seat

-

Please refer to Allseating fabric cards for fabric codes.

4. Fabric Code - Back and Closed Arms

-

Please refer to Allseating fabric cards for fabric codes.

2. Options Code

-

Please refer to Option Code as listed in the above chart.

Features

- Clean Out Areas
- 16 Gauge Tubular Steel Frame
- Steel Seat Frame
- High Density Seat Foam
- Latex/Lead (metal)/and Mercury-Free
- Flex Back
- Active Seat Suspension
- Wallsaver Frame Design
- Black non-marring polyethylene glides.

Note

Warranted for users up to 750 lbs/unit.

When graded in combination upholstery is selected, use the highest grade upholstery selected -please provide the fabrics specified and a description of where each fabric is to be applied on the product.


This product meets the requirements set forth in ANSI/BIFMA HCF8.1.

Shipped ready to assemble.

Product Weight: 84 lbs.; 90 lbs. with Closed Arms.

GSA Contract Holder
GSA SIN: 711-17

GREENGUARD
Indoor Air Quality Certified




Specifications and Pricing valid at time of publishing.
SpecAll,
www.allseating.com/specall



Order less than \$5000 list are shipped at a flat rate of \$125 net. For Fully Assembled Blanket Wrapped products please contact Customer Service for details. Please note that minimum quantity guidelines will apply.

Foster™ Triple Half Arm



Midback Triple Half Arm Dimensions

Overall	34"H, 72"W, 24.75"D
Seat	18"H, 21"W, 19"D
Back	16"H, 21"W
Arm	26.25"H
COM Seat	2 yards
COM Back	3 yards

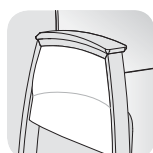
Description: Our guest chair – but built for three. Features a steel frame construction, webbed seat suspension and sloped half-height arms to make waiting more comfortable.

Suggested Applications: Lobbies, Resident Rooms.

Model	Back	Model Code	Model List Price												+ Option Code	
			Group 1/COM	Group 2	Group 3	Group 4/COL	Group 5	Group 6	Group 7	Group 8	Leather 1	Leather 2	Leather 3	MB	CL	
Triple Half Arm Open Arm	Mesh	F0031-OA	2,420	2,462	2,494	2,540	2,602	2,704	2,832	2,968	3,059	3,150	3,424	255	270	
Triple Half Arm Open Arm	Upholstered	F1031-OA	2,235	2,340	2,420	2,535	2,690	2,945	3,265	3,605	3,833	4,060	4,745	255	315	
+ Closed Arm COM 1.25 yards			CA	484	510	530	559	598	662	742	827	883	940	1,113	-	INCL

+ Options/Codes

Accessories/ Related Models



CA

Closed Arm

+ \$ See above



Tables

+ See Page 51-54



Replacement Parts

+ See Page 57

1. Model Code Please fill in the boxes below.

- - - -

Series **Back Style** **Leg** **Arm** **Arm Cap Finish**

F0 **0** **31** **OA** **NC**

Foster Collection Mesh Midback Triple w/Half Arms Open No Cap

F1 **CA** **TP**

Foster Collection Upholstered Closed Taupe Polyurethane

2. Options Code

-

Please refer to Option Code as listed in the above chart.

-

Frame Finish **Back Mesh** (if applicable)

SIL **10B**

Silver Ebony

BK **20B**

Black Cobalt

GM **50B**

Metallic Gunmetal Silica

BM **60B**

Bronze Matte Sandstone

PW **70B**

Pearlcent White Dark Grey

CP **80B**

Chocolate Pear Wood Cap Herbal Green

3. Fabric Code - Seat

-

Please refer to Allseating fabric cards for fabric codes.

4. Fabric Code - Back and Closed Arms

-

Please refer to Allseating fabric cards for fabric codes.

Features

- Clean Out Areas
- 16 Gauge Tubular Steel Frame
- Steel Seat Frame
- High Density Seat Foam
- Latex/Lead (metal)/and Mercury-Free
- Flex Back
- Active Seat Suspension
- Wallsaver Frame Design
- Black non-marring polyethylene glides.

Note

Warranted for users up to 750 lbs/unit.

When graded in combination upholstery is selected, use the highest grade upholstery selected -please provide the fabrics specified and a description of where each fabric is to be applied on the product.


This product meets the requirements set forth in ANSI/BIFMA HCF8.1.

Shipped ready to assemble.

Product Weight: 94 lbs.; 107 lbs. with Closed Arms.

GSA Contract Holder
GSA SIN: 711-17

GREENGUARD
Indoor Air Quality Certified




Specifications and Pricing valid at time of publishing.
SpecAll,
www.allseating.com/specall



Order less than \$5000 list are shipped at a flat rate of \$125 net. For Fully Assembled Blanket Wrapped products please contact Customer Service for details. Please note that minimum quantity guidelines will apply.

Foster™ Triple Full Arm



Midback Triple Full Arm Dimensions

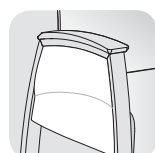
Overall	34"H, 72"W, 24.75"D
Seat	18"H, 21"W, 19"D
Back	16"H, 21"W
Arm	26.25"H
COM Seat	2 yards
COM Back	3 yards

Description: Our guest chair – but built for three. Features a steel frame construction, webbed seat suspension and sloped arms to make waiting more comfortable.

Suggested Applications: Lobbies, Resident Rooms.

Model	Back	Model Code	Model List Price												+ Option Code	
			Group 1/COM	Group 2	Group 3	Group 4/COL	Group 5	Group 6	Group 7	Group 8	Leather 1	Leather 2	Leather 3	Moisture Barrier (Seat only)	MB	CL
Triple Full Arm Open Arm	Mesh	F0032-OA	2,495	2,537	2,569	2,615	2,677	2,779	2,907	3,043	3,134	3,225	3,499	255	270	
Triple Full Arm Open Arm	Upholstered	F1032-OA	2,310	2,415	2,495	2,610	2,765	3,020	3,340	3,680	3,908	4,135	4,820	255	315	
+ Closed Arm COM 1.25 yards			CA	484	510	530	559	598	662	742	827	883	940	1,112	-	INCL

+ Options/Codes



CA

Closed Arm

+ \$ See above

Accessories/ Related Models



Tables

+ See Page 51-54



Replacement Parts

+ See Page 57

1. Model Code Please fill in the boxes below.

- 0 - 32 - -

Series
F0 Foster Collection Mesh
F1 Foster Collection Upholstered

Back Style
0 Midback

Leg
32 Triple w/Full Arms

Arm
OA Open
CA Closed

Arm Cap Finish

NC No Cap
TP Taupe Polyurethane +\$32
GR Grey Polyurethane +\$32
BK Black Polyurethane +\$32
HRM Hard Rock Maple Wood Cap +\$57

CAN Candlelight Wood Cap +\$57
RC Rustic Cherry Wood Cap +\$57
SF Summer Flame Wood Cap +\$57
CB Cherry Blossom Wood Cap +\$57
CP Chocolate Pear Wood Cap +\$57

Frame Finish

SIL Silver
BK Black +\$40
GM Metallic Gunmetal +\$40
BM Bronze Matte +\$40
PW Pearlcent White +\$40

Back Mesh (if applicable)

10B Ebony
20B Cobalt
50B Silica
60B Sandstone
70B Dark Grey
80B Herbal Green

3. Fabric Code - Seat

-

Please refer to Allseating fabric cards for fabric codes.

4. Fabric Code - Back and Closed Arms

-

Please refer to Allseating fabric cards for fabric codes.

2. Options Code

-

Please refer to Option Code as listed in the above chart.

Features

- Clean Out Areas
- 16 Gauge Tubular Steel Frame
- Steel Seat Frame
- High Density Seat Foam
- Latex/Lead (metal)/and Mercury-Free
- Flex Back
- Active Seat Suspension
- Wallsaver Frame Design
- Black non-marring polyethylene glides.

Note

Warranted for users up to 500 lbs/seat.

When graded in combination upholstery is selected, use the highest grade upholstery selected -please provide the fabrics specified and a description of where each fabric is to be applied on the product.


This product meets the requirements set forth in ANSI/BIFMA HCF8.1.

Shipped ready to assemble.

Product Weight: 99 lbs.; 112 lbs. with Closed Arms.

GSA Contract Holder
GSA SIN: 711-17

GREENGUARD
Indoor Air Quality Certified

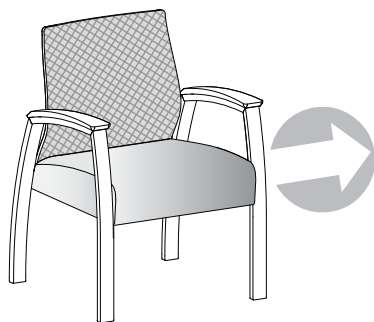


Specifications and Pricing valid at time of publishing.
SpecAll,
www.allseating.com/specall



Order less than \$5000 list are shipped at a flat rate of \$125 net. For Fully Assembled Blanket Wrapped products please contact Customer Service for details. Please note that minimum quantity guidelines will apply.

Foster™ Guest Tandem Start Unit



Midback Tandem Start Unit Dimensions

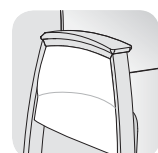
Overall	34"H, 26"W, 24.75"D
Seat	18"H, 21"W, 19"D
Back	16"H, 21"W
Arm	26.25"H
COM Seat	1 yard
COM Back	1.5 yards

Description: Our Guest chair with the flexibility to create your own multiple seat arrangements.

Suggested Applications: Lobbies, Waiting Rooms.

Model	Back	Model Code	Model List Price													+ Option Code	
			Group 1/COM	Group 2	Group 3	Group 4/COL	Group 5	Group 6	Group 7	Group 8	Leather 1	Leather 2	Leather 3	Moisture Barrier (Seat only)	CAL TB133	MB	CL
Guest Start Unit Open Arm	Mesh	F0017-OA	1,061	1,082	1,098	1,121	1,152	1,203	1,267	1,335	1,380	1,426	1,563	85	90		
Guest Start Unit Open Arm	Upholstered	F1017-OA	968	1,021	1,061	1,118	1,196	1,323	1,483	1,653	1,767	1,881	2,223	85	105		
+ Closed Arm COM 0.75 yards			CA	242	258	270	287	310	349	397	448	482	516	619	-	INCL	

+ Options/Codes



CA

Closed Arm

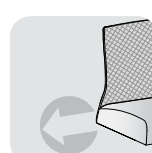
+ \$ See above

Accessories/ Related Models



Tables

+ See Page 51-54



Add ons

+ See Page 34-39



Replacement Parts

+ See Page 57

1. Model Code Please fill in the boxes below.

- 0 - 17 - -

Series

F0
Foster
Collection
Mesh

F1

Foster Collection
Upholstered

Back Style

0
Midback

Leg

17
Tandem
Start

Arm

OA
Open

CA
Closed

Arm Cap Finish

NC
No Cap

TP
Taupe Polyurethane

+ \$63

GR
Grey Polyurethane

+ \$63

BK
Black Polyurethane

+ \$63

HRM
Hard Rock Maple

Wood Cap

+ \$113

CAN

Candlelight Wood Cap

+ \$113

RC

Rustic Cherry Wood Cap

+ \$113

SF

Summer Flame Wood Cap

+ \$113

CB

Cherry Blossom Wood Cap

+ \$113

CP

Chocolate Pear Wood Cap

+ \$113

Frame Finish

SIL

Silver

BK

Black

+ \$40

GM

Metallic Gunmetal

+ \$40

BM

Bronze Matte

+ \$40

PW

Pearlcent White

+ \$40

Back Mesh
(if applicable)

10B

Ebony

20B

Cobalt

50B

Silica

60B

Sandstone

70B

Dark Grey

80B

Herbal Green

3. Fabric Code - Seat

-

Please refer to
Allseating fabric cards for
fabric codes.

4. Fabric Code - Back and Closed Arms

-

Please refer to
Allseating fabric cards for
fabric codes.

Features

- Clean Out Areas
- 16 Gauge Tubular Steel Frame
- Steel Seat Frame
- High Density Seat Foam
- Latex/Lead (metal)/and Mercury-Free
- Flex Back
- Active Seat Suspension
- Wallsaver Frame Design
- Black non-marring polyethylene glides.

Note

Warranted for users up to 500 lbs/seat.

When graded in combination upholstery is selected, use the highest grade upholstery selected -please provide the fabrics specified and a description of where each fabric is to be applied on the product.

This product meets the requirements set forth in ANSI/BIFMA HCF8.1.

Shipped ready to assemble.

Product Weight: 38 lbs.; 44 lbs. with Closed Arms.



Contract Holder
GSA SIN: 711-17

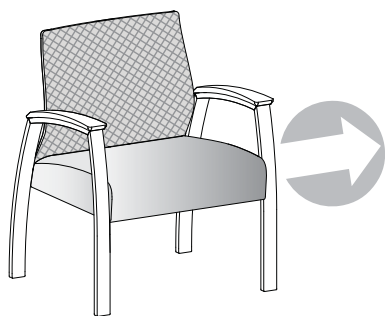


Specifications and Pricing
valid at time of publishing.
SpecAll,
www.allseating.com/specall



Order less than \$5000 list are shipped at a flat rate of \$125 net.
For Fully Assembled Blanket Wrapped products please contact
Customer Service for details. Please note that minimum quantity
guidelines will apply.

Foster™ Guest Wide Tandem Start Unit



Midback Tandem Wide Start Unit Dimensions

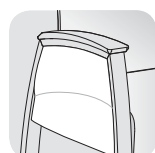
Overall	34"H, 29"W, 24.75"D
Seat	18"H, 24"W, 19"D
Back	16"H, 24"W
Arm	26.25"H
COM Seat	1 yard
COM Back	1.5 yards

Description: Our Guest chair with the flexibility to create your own multiple seat arrangements.

Suggested Applications: Lobbies, Waiting Rooms.

Model	Back	Model Code	Model List Price													+ Option Code	
			Group 1/COM	Group 2	Group 3	Group 4/COL	Group 5	Group 6	Group 7	Group 8	Leather 1	Leather 2	Leather 3	MB	CL		
Guest Wide Start Unit Open Arm	Mesh	F0217-OA	1,126	1,147	1,163	1,186	1,217	1,268	1,332	1,400	1,445	1,491	1,628	85	90		
Guest Wide Start Unit Open Arm	Upholstered	F1217-OA	1,033	1,086	1,126	1,183	1,261	1,388	1,548	1,718	1,832	1,946	2,288	85	105		
+ Closed Arm COM 0.75 yard		CA	242	258	270	287	310	349	397	448	482	516	619	-	INCL		

+ Options/Codes

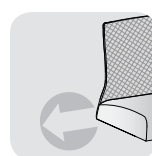


CA
Closed Arm
+ \$ See above

Accessories/ Related Models



Tables
+ See Page 51-54



Add ons
+ See Page 34-39



Replacement Parts
+ See Page 57

1. Model Code Please fill in the boxes below.

- - - -

Series **Back Style** **Leg** **Arm**
F0 **2** **17** **OA**
 Foster Collection Mesh Wide Midback Tandem Start Open
F1 **2** **17** **CA**
 Foster Collection Upholstered Wide Midback Tandem Start Closed

2. Options Code

-

Please refer to Option Code as listed in the above chart.

Arm Cap Finish

NC No Cap
TP Taupe Polyurethane +\$63
GR Grey Polyurethane +\$63
BK Black Polyurethane +\$63
HRM Hard Rock Maple Wood Cap +\$113

CAN Candlelight Wood Cap +\$113
RC Rustic Cherry Wood Cap +\$113
SF Summer Flame Wood Cap +\$113
CB Cherry Blossom Wood Cap +\$113
CP Chocolate Pear Wood Cap +\$113

Frame Finish

SIL Silver
BK Black +\$40
GM Metallic Gunmetal +\$40
BM Bronze Matte +\$40
PW Pearlcent White +\$40

Back Mesh (if applicable)

10B Ebony
20B Cobalt
50B Silica
60B Sandstone
70B Dark Grey
80B Herbal Green

3. Fabric Code - Seat

-

Please refer to Allseating fabric cards for fabric codes.

4. Fabric Code - Back and Closed Arms

-

Please refer to Allseating fabric cards for fabric codes.

Features

- Clean Out Areas
- 16 Gauge Tubular Steel Frame
- Steel Seat Frame
- High Density Seat Foam
- Latex/Lead (metal)/and Mercury-Free
- Flex Back
- Active Seat Suspension
- Wallsaver Frame Design
- Black non-marring polyethylene glides.

Note

Warranted for users up to 500 lbs/seat.

When graded in combination upholstery is selected, use the highest grade upholstery selected -please provide the fabrics specified and a description of where each fabric is to be applied on the product.

This product meets the requirements set forth in ANSI/BIFMA HCF8.1.

Shipped ready to assemble.

Product Weight: 40 lbs.; 46 lbs. with Closed Arms.

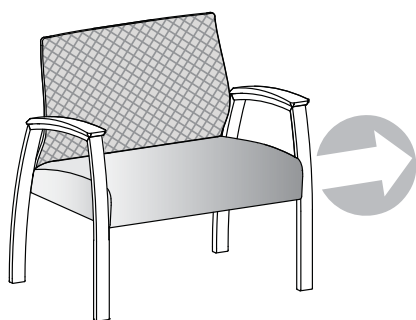
GSA Contract Holder
GSA SIN: 711-17

GREENGUARD
Indoor Air Quality Certified

specall
Specifications and Pricing valid at time of publishing.
SpecAll,
www.allseating.com/specall

Order less than \$5000 list are shipped at a flat rate of \$125 net. For Fully Assembled Blanket Wrapped products please contact Customer Service for details. Please note that minimum quantity guidelines will apply.

Foster™ Guest Bariatric Tandem Start Unit



Midback Tandem Bariatric Start Unit Dimensions

Overall	34"H, 35"W, 24.75"D
Seat	18"H, 30"W, 19"D
Back	16"H, 30"W
Arm	26.25"H
COM Seat	1 yard
COM Back	1.5 yards

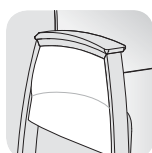
Description: Our Guest chair with the flexibility to create your own multiple seat arrangements.

Suggested Applications: Lobbies, Waiting Rooms.

			Model List Price											+ Option Code		
			Group 1/COM	Group 2	Group 3	Group 4/COL	Group 5	Group 6	Group 7	Group 8	Leather 1	Leather 2	Leather 3	Moisture Barrier (Seat Only)	CAL TB133	
Model	Back	Model Code												MB	CL	
Guest Bariatric Start Unit Open Arm	Mesh	F0417-OA	1,286	1,307	1,323	1,346	1,377	1,428	1,492	1,560	1,605	1,651	1,788	85	90	
Guest Bariatric Start Unit Open Arm	Upholstered	F1417-OA	1,193	1,246	1,286	1,343	1,421	1,548	1,708	1,878	1,992	2,106	2,448	85	105	
+ Codes Closed Arm COM 0.75 yard		CA	242	258	270	287	310	349	397	448	482	516	619	-	INCL	

+ Options/Codes

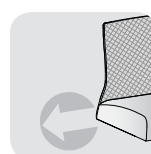
Accessories/ Related Models



CA
Closed Arm
+ \$ See above



Tables
+ See Page 51-54



Add ons
+ See Page 34-39



Replacement Parts
+ See Page 57

To order Follow these simple steps.

1. Model Code Please fill in the boxes below.

- - - -

Series **Back Style** **Leg** **Arm** **Arm Cap Finish**

F0 **4** **17** **OA** **NC**

Foster Collection Mesh
 Bariatric Midback
 Tandem Start
 Open
 No Cap

F1
Foster Collection Upholstered

2. Options Code

-

Please refer to Option Code as listed in the above chart.

TP Taupe Polyurethane
GR Grey Polyurethane
BK Black Polyurethane
HRM Hard Rock Maple Wood Cap

CAN Candlelight Wood Cap
RC Rustic Cherry Wood Cap
SF Summer Flame Wood Cap
CB Cherry Blossom Wood Cap
CP Chocolate Pear Wood Cap

SIL Silver
BK Black
GM Metallic Gunmetal
BM Bronze Matte
PW Pearlcent White

Back Mesh (if applicable)
10B Ebony
20B Cobalt
50B Silica
60B Sandstone
70B Dark Grey
80B Herbal Green

3. Fabric Code - Seat

-

Please refer to Allseating fabric cards for fabric codes.

4. Fabric Code - Back and Closed Arms

-

Please refer to Allseating fabric cards for fabric codes.

Features

- Clean Out Areas
- 16 Gauge Tubular Steel Frame
- Steel Seat Frame
- High Density Seat Foam
- Latex/Lead (metal)/and Mercury-Free
- Flex Back
- Active Seat Suspension
- Wallsaver Frame Design
- Black non-marring polyethylene glides.

Note

Product Weight: 44 lbs.; 50 lbs. with Closed Arms.
Warranted for users up to 750 lbs/seat.

When graded in combination upholstery is selected, use the highest grade upholstery selected -please provide the fabrics specified and a description of where each fabric is to be applied on the product.

This product meets the requirements set forth in ANSI/BIFMA HCF8.1.
Shipped ready to assemble.

Product Weight: 44 lbs.; 50 lbs. with Closed Arms.

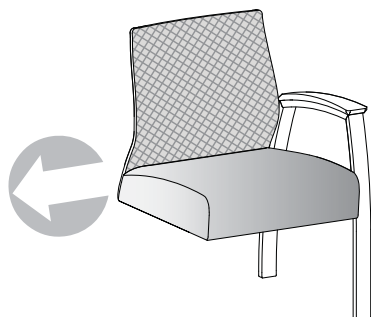
GSA Contract Holder
GSA SIN: 711-17

GREENGUARD
Indoor Air Quality Certified

specall
Specifications and Pricing valid at time of publishing.
SpecAll,
www.allseating.com/specall

Order less than \$5000 list are shipped at a flat rate of \$125 net.
For Fully Assembled Blanket Wrapped products please contact Customer Service for details. Please note that minimum quantity guidelines will apply.

Foster™ Guest Tandem Add On Unit



Midback Guest Tandem Add On Unit Dimensions

Overall	34"H, 23.5"W, 24.75"D
Seat	18"H, 21"W, 19"D
Back	16"H, 21"W
Arm	26.25"H
COM Seat	1 yard
COM Back	1.5 yards

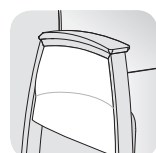
Description: Our Guest chair with the flexibility to create your own multiple seat arrangements.

Suggested Applications: Lobbies, Waiting Rooms.

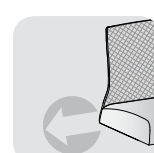
Model	Back	Model Code	Model List Price												+ Option Code	
			Group 1/COM	Group 2	Group 3	Group 4/COL	Group 5	Group 6	Group 7	Group 8	Leather 1	Leather 2	Leather 3	Moisture Barrier (Seat only)	MB	CL
Guest Add On Unit Open Arm	Mesh	F0018-OA	943	964	980	1,003	1,034	1,085	1,149	1,217	1,262	1,308	1,445	85	90	
Guest Add On Unit Open Arm	Upholstered	F0018-OA	850	903	943	1,000	1,078	1,205	1,365	1,535	1,649	1,763	2,105	85	105	
+ Codes Closed Arm COM 0.75 yard			CA	121	137	149	166	189	228	276	327	361	395	498	-	INCL

+ Options/Codes

Accessories/ Related Models



CA
Closed Arm
+ \$ See above



Add ons
+ See Page 34-39



Replacement Parts
+ See Page 57

1. Model Code Please fill in the boxes below.

- - - -

Series **Back Style** **Leg** **Arm**
F0 **0** **18** **OA**
 Foster Collection Midback Tandem Open
 Mesh Add On
F1
 Foster Collection Upholstered
CA
 Closed

2. Options Code

-

Please refer to Option Code as listed in the above chart.

Arm Cap Finish

NC No Cap
TP Taupe Polyurethane +\$32
GR Grey Polyurethane +\$32
BK Black Polyurethane +\$32
HRM Hard Rock Maple Wood Cap +\$57

CAN Candlelight Wood Cap +\$57
RC Rustic Cherry Wood Cap +\$57
SF Summer Flame Wood Cap +\$57
CB Cherry Blossom Wood Cap +\$57
CP Chocolate Pear Wood Cap +\$57

Frame Finish

SIL Silver
BK Black +\$40
GM Metallic Gunmetal +\$40
BM Bronze Matte +\$40
PW Pearlcent White +\$40

Back Mesh (if applicable)

10B Ebony
20B Cobalt
50B Silica
60B Sandstone
70B Dark Grey
80B Herbal Green

3. Fabric Code - Seat

-

Please refer to Allseating fabric cards for fabric codes.

4. Fabric Code - Back and Closed Arms

-

Please refer to Allseating fabric cards for fabric codes.

Features

- Clean Out Areas
- 16 Gauge Tubular Steel Frame
- Steel Seat Frame
- High Density Seat Foam
- Latex/Lead (metal)/and Mercury-Free
- Flex Back
- Active Seat Suspension
- Wallsaver Frame Design
- Black non-marring polyethylene glides.

Note

Warranted for users up to 500 lbs/seat.

When graded in combination upholstery is selected, use the highest grade upholstery selected -please provide the fabrics specified and a description of where each fabric is to be applied on the product.

This product meets the requirements set forth in ANSI/BIFMA HCF8.1.

Shipped ready to assemble.

Product Weight: 31 lbs.; 33 lbs. with Closed Arms.

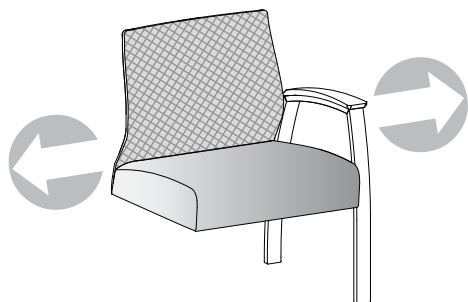
GSA Contract Holder
GSA SIN: 711-17

GREENGUARD
Indoor Air Quality Certified

specall
Specifications and Pricing valid at time of publishing.
SpecAll,
www.allseating.com/specall

Order less than \$5000 list are shipped at a flat rate of \$125 net. For Fully Assembled Blanket Wrapped products please contact Customer Service for details. Please note that minimum quantity guidelines will apply.

Foster™ Guest Wide Tandem Add On Unit



Midback Guest Wide Tandem Add On Unit Dimensions

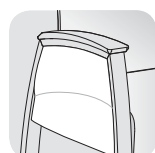
Overall	34"H, 26.5"W, 24.75"D
Seat	18"H, 24"W, 19"D
Back	16"H, 24"W
Arm	26.25"H
COM Seat	1 yard
COM Back	1.5 yards

Description: Our Guest chair with the flexibility to create your own multiple seat arrangements.

Suggested Applications: Lobbies, Waiting Rooms.

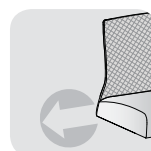
Model	Back	Model Code	Model List Price											+ Option Code	
			Group 1/COM	Group 2	Group 3	Group 4/COL	Group 5	Group 6	Group 7	Group 8	Leather 1	Leather 2	Leather 3	MB	CL
Guest Wide Add-On Unit Open Arm	Mesh	F0218-OA	1,008	1,029	1,045	1,068	1,099	1,150	1,214	1,282	1,327	1,373	1,510	85	90
Guest Wide Add-On Unit Open Arm	Upholstered	F1218-OA	915	968	1,008	1,065	1,143	1,270	1,430	1,600	1,714	1,828	2,170	85	105
+ Closed Arm COM 0.75 yard		CA	121	137	149	166	189	228	276	327	361	395	498	-	INCL

+ Options/Codes



CA
Closed Arm
+ \$ See above

Accessories/ Related Models



Add ons
+ See Page 34-39



Replacement Parts
+ See Page 57

1. Model Code Please fill in the boxes below.

- - - -

Series **Back Style** **Leg** **Arm**
F0 **2** **18** **OA**
 Foster Collection Mesh Wide Midback Tandem Add On Open
F1 **2** **18** **CA**
 Foster Collection Upholstered Wide Midback Tandem Add On Closed

2. Options Code

-

Please refer to Option Code as listed in the above chart.

Arm Cap Finish

NC No Cap
TP Taupe Polyurethane +\$32
GR Grey Polyurethane +\$32
BK Black Polyurethane +\$32
HRM Hard Rock Maple Wood Cap +\$57

CAN Candlelight Wood Cap +\$57
RC Rustic Cherry Wood Cap +\$57
SF Summer Flame Wood Cap +\$57
CB Cherry Blossom Wood Cap +\$57
CP Chocolate Pear Wood Cap +\$57

Frame Finish

SIL Silver
BK Black +\$40
GM Metallic Gunmetal +\$40
BM Bronze Matte +\$40
PW Pearlcent White +\$40

Back Mesh (if applicable)

10B Ebony
20B Cobalt
50B Silica
60B Sandstone
70B Dark Grey
80B Herbal Green

3. Fabric Code - Seat

-

Please refer to Allseating fabric cards for fabric codes.

4. Fabric Code - Back and Closed Arms

-

Please refer to Allseating fabric cards for fabric codes.

Features

- Clean Out Areas
- 16 Gauge Tubular Steel Frame
- Steel Seat Frame
- High Density Seat Foam
- Latex/Lead (metal)/and Mercury-Free
- Flex Back
- Active Seat Suspension
- Wallsaver Frame Design
- Black non-marring polyethylene glides.

Note

Warranted for users up to 500 lbs/seat.

When graded in combination upholstery is selected, use the highest grade upholstery selected -please provide the fabrics specified and a description of where each fabric is to be applied on the product.

This product meets the requirements set forth in ANSI/BIFMA HCF8.1.

Shipped ready to assemble.

Product Weight: 33 lbs.; 35 lbs. with Closed Arms.

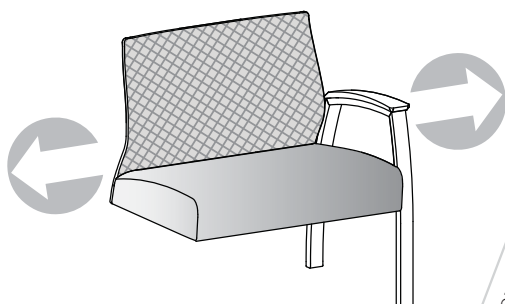
GSA Contract Holder
GSA SIN: 711-17

GREENGUARD
Indoor Air Quality Certified

specall
Specifications and Pricing valid at time of publishing.
SpecAll,
www.allseating.com/specall

Order less than \$5000 list are shipped at a flat rate of \$125 net. For Fully Assembled Blanket Wrapped products please contact Customer Service for details. Please note that minimum quantity guidelines will apply.

Foster™ Guest Bariatric Tandem Add On Unit



Midback Guest Bariatric Tandem Add On Unit Dimensions

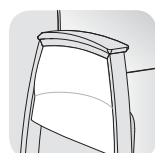
Overall	34"H, 32.5"W, 24.75"D
Seat	18"H, 30"W, 19"D
Back	16"H, 30"W
Arm	26.25"H
COM Seat	1 yard
COM Back	1.5 yards

Description: Our Guest chair with the flexibility to create your own multiple seat arrangements.

Suggested Applications: Lobbies, Waiting Rooms.

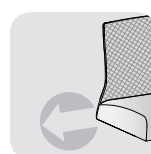
Model	Back	Model Code	Model List Price													Option Code	
			Group 1/COM	Group 2	Group 3	Group 4/COL	Group 5	Group 6	Group 7	Group 8	Leather 1	Leather 2	Leather 3	MB	CL		
Guest Bariatric Add-On Unit Open Arm Mesh	F0418-OA		1,166	1,187	1,203	1,226	1,257	1,308	1,372	1,440	1,485	1,531	1,668	85	90		
Guest Bariatric Add-On Unit Open Arm Upholstered	F1418-OA		1,073	1,126	1,166	1,223	1,301	1,428	1,588	1,758	1,872	1,986	2,328	85	105		
+ Closed Arm COM 0.75 yard	CA		121	137	149	166	189	228	276	327	361	395	498	-	INCL		

+ Options/Codes



CA
Closed Arm
+ \$ See above

Accessories/ Related Models



Add ons
+ See Page 34-39



Replacement Parts
+ See Page 57

1. Model Code Please fill in the boxes below.

- - - -

Series **Back Style** **Leg** **Arm** **Arm Cap Finish**

F0 **4** **18** **OA** **NC**

Foster Collection Mesh
 Bariatric Midback
 Tandem Add On
 Open
 No Cap

F1
Foster Collection Upholstered

2. Options Code

-

Please refer to Option Code as listed in the above chart.

TP
Taupe Polyurethane
+ \$32
GR
Grey Polyurethane
+ \$32
BK
Black Polyurethane
+ \$32
HRM
Hard Rock Maple Wood Cap
+ \$57

CAN
Candlelight Wood Cap
+ \$57
RC
Rustic Cherry Wood Cap
+ \$57
SF
Summer Flame Wood Cap
+ \$57
CB
Cherry Blossom Wood Cap
+ \$57
CP
Chocolate Pear Wood Cap
+ \$57

-

Frame Finish **Back Mesh (if applicable)**

SIL **10B**
Silver
Ebony
BK **20B**
Black
Cobalt
GM **50B**
Metallic Gunmetal
Silica
BM **60B**
Bronze Matte
Sandstone
PW **70B**
Pearlcent White
Dark Grey
80B
Herbal Green

3. Fabric Code - Seat

-

Please refer to Allseating fabric cards for fabric codes.

4. Fabric Code - Back and Closed Arms

-

Please refer to Allseating fabric cards for fabric codes.

Features

- Clean Out Areas
- 16 Gauge Tubular Steel Frame
- Steel Seat Frame
- High Density Seat Foam
- Latex/Lead (metal)/and Mercury-Free
- Flex Back
- Active Seat Suspension
- Wallsaver Frame Design
- Black non-marring polyethylene glides.

Note

Warranted for users up to 750 lbs/seat.

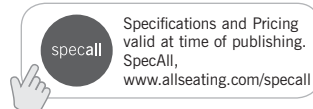
When graded in combination upholstery is selected, use the highest grade upholstery selected -please provide the fabrics specified and a description of where each fabric is to be applied on the product.

This product meets the requirements set forth in ANSI/BIFMA HCF8.1.

Shipped ready to assemble.

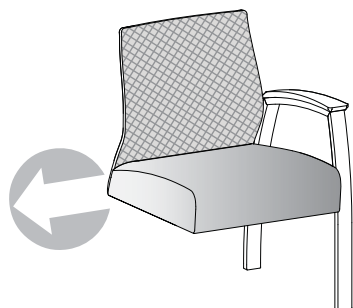
Product Weight: 37 lbs.; 39 lbs. with Closed Arms.

GSA Contract Holder
GSA SIN: 711-17



Order less than \$5000 list are shipped at a flat rate of \$125 net. For Fully Assembled Blanket Wrapped products please contact Customer Service for details. Please note that minimum quantity guidelines will apply.

Foster™ Guest Tandem End Unit



Midback Guest Tandem End Unit Dimensions

Overall	34"H, 23.5"W, 24.75"D
Seat	18"H, 21"W, 19"D
Back	16"H, 21"W
Arm	26.25"H
COM Seat	1 yard
COM Back	1.5 yards

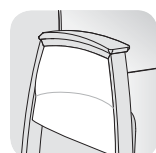
Description: Our Guest chair with the flexibility to create your own multiple seat arrangements.

Suggested Applications: Lobbies, Waiting Rooms.

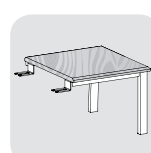
Model	Back	Model Code	Model List Price												+ Option Code	
			Group 1/COM	Group 2	Group 3	Group 4/COL	Group 5	Group 6	Group 7	Group 8	Leather 1	Leather 2	Leather 3	Moisture Barrier (Seat only)	MB	CL
Guest End Unit Open Arm	Mesh	F0019-OA	926	947	963	986	1,017	1,068	1,132	1,200	1,245	1,291	1,428	85	90	
Guest End Unit Open Arm	Upholstered	F1019-OA	833	886	926	983	1,061	1,188	1,348	1,518	1,632	1,746	2,088	85	105	
+ Closed Arm COM 0.75 yard		CA	121	137	149	166	189	228	276	327	361	395	498	-	INCL	

+ Options/Codes

Accessories/ Related Models



CA
Closed Arm
+ \$ See above



Tables
+ See Page 51-54



Replacement Parts
+ See Page 57

1. Model Code Please fill in the boxes below.

- - - -

Series **Back Style** **Leg** **Arm** **Arm Cap Finish**

F0 **0** **19** **OA** **NC**

Foster Collection Mesh
 Midback
 Tandem End
 Open
 No Cap

F1
Foster Collection Upholstered

2. Options Code

-

Please refer to Option Code as listed in the above chart.

TP **RC** **SF** **CB** **HRM** **CP**
 Taupe Polyurethane
 Rustic Cherry
 Summer Flame
 Cherry Blossom
 Chocolate Pear
 Grey Polyurethane
 Black Polyurethane
 Hard Rock Maple

-

Frame Finish **Back Mesh (if applicable)**

SIL **10B**
 Silver
 Ebony
BK **20B**
 Black
 Cobalt
GM **50B**
 Metallic Gunmetal
 Silica
BM **60B**
 Bronze Matte
 Sandstone
PW **70B**
 Pearlcent White
 Dark Grey
80B
 Herbal Green

3. Fabric Code - Seat

-

Please refer to Allseating fabric cards for fabric codes.

4. Fabric Code - Back and Closed Arms

-

Please refer to Allseating fabric cards for fabric codes.

Features

- Clean Out Areas
- 16 Gauge Tubular Steel Frame
- Steel Seat Frame
- High Density Seat Foam
- Latex/Lead (metal)/and Mercury-Free
- Flex Back
- Active Seat Suspension
- Wallsaver Frame Design
- Black non-marring polyethylene glides.

Note

Warranted for users up to 500 lbs/seat.

When graded in combination upholstery is selected, use the highest grade upholstery selected -please provide the fabrics specified and a description of where each fabric is to be applied on the product.

This product meets the requirements set forth in ANSI/BIFMA HCF8.1.

Shipped ready to assemble.

Product Weight: 31 lbs.; 33 lbs. with Closed Arms.

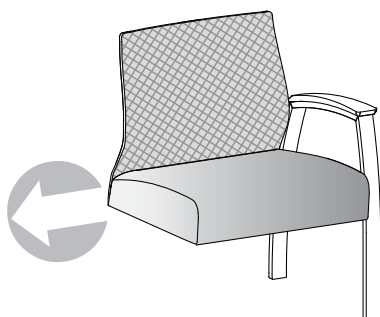
GSA Contract Holder
GSA SIN: 711-17

GREENGUARD
Indoor Air Quality Certified

specall
Specifications and Pricing valid at time of publishing.
SpecAll,
www.allseating.com/specall

Order less than \$5000 list are shipped at a flat rate of \$125 net. For Fully Assembled Blanket Wrapped products please contact Customer Service for details. Please note that minimum quantity guidelines will apply.

Foster™ Guest Wide Tandem End Unit



Midback Guest Wide Tandem End Unit Dimensions

Overall	34"H, 26.5"W, 24.75"D
Seat	18"H, 24"W, 19"D
Back	16"H, 24"W
Arm	26.25"H
COM Seat	1 yard
COM Back	1.5 yards

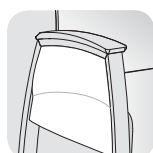
Description: Our Guest chair with the flexibility to create your own multiple seat arrangements.

Suggested Applications: Lobbies, Waiting Rooms.

Model	Back	Model Code	Model List Price											+ Option Code	
			Group 1/COM	Group 2	Group 3	Group 4/COL	Group 5	Group 6	Group 7	Group 8	Leather 1	Leather 2	Leather 3	MB	CL
Guest Wide End Unit Open Arm	Mesh	F0219-OA	990	1,011	1,027	1,050	1,081	1,132	1,196	1,264	1,309	1,355	1,492	85	90
Guest Wide End Unit Open Arm	Upholstered	F1219-OA	897	950	990	1,047	1,125	1,252	1,412	1,582	1,696	1,810	2,152	85	105
+ Closed Arm COM 0.75 yard		CA	121	137	149	166	189	228	276	327	361	395	498	-	INCL

+ Options/Codes

Accessories/ Related Models



CA
Closed Arm
+ \$ See above



Tables
+ See Page 51-54



Replacement Parts
+ See Page 57

1. Model Code Please fill in the boxes below.

- - - -

Series **Back Style** **Leg** **Arm**
F0 **2** **19** **OA**
 Foster Collection Wide Tandem
 Mesh Midback End
F1
 Foster Collection
 Upholstered

Arm Cap Finish
NC No Cap
TP Taupe Polyurethane +\$32
GR Grey Polyurethane +\$32
BK Black Polyurethane +\$32
HRM Hard Rock Maple +\$57
CAN Candlelight +\$57
RC Rustic Cherry +\$57
SF Summer Flame +\$57
CB Cherry Blossom +\$57
CP Chocolate Pear +\$57

-

Frame Finish **Back Mesh**
SIL Silver
BK Black +\$40
GM Metallic Gunmetal +\$40
BM Bronze Matte +\$40
PW Pearlcent White +\$40
10B Silver
20B Cobalt
50B Silica
60B Sandstone
70B Dark Grey
80B Herbal Green

3. Fabric Code - Seat

-

Please refer to Allseating fabric cards for fabric codes.

4. Fabric Code - Back and Closed Arms

-

Please refer to Allseating fabric cards for fabric codes.

2. Options Code

-

Please refer to Option Code as listed in the above chart.

Features

- Clean Out Areas
- 16 Gauge Tubular Steel Frame
- Steel Seat Frame
- High Density Seat Foam
- Latex/Lead (metal)/and Mercury-Free
- Flex Back
- Active Seat Suspension
- Wallsaver Frame Design
- Black non-marring polyethylene glides.

Note

Warranted for users up to 500 lbs/seat.

When graded in combination upholstery is selected, use the highest grade upholstery selected -please provide the fabrics specified and a description of where each fabric is to be applied on the product.

This product meets the requirements set forth in ANSI/BIFMA HCF8.1.

Shipped ready to assemble.

Product Weight: 33 lbs.; 35 lbs. with Closed Arms.

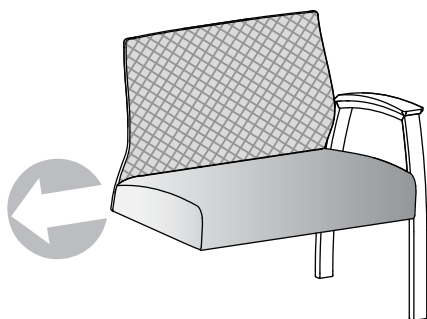
GSA Contract Holder
GSA SIN: 711-17

GREENGUARD
Indoor Air Quality Certified

specall
Specifications and Pricing valid at time of publishing.
SpecAll,
www.allseating.com/specall

Order less than \$5000 list are shipped at a flat rate of \$125 net. For Fully Assembled Blanket Wrapped products please contact Customer Service for details. Please note that minimum quantity guidelines will apply.

Foster™ Guest Bariatric Tandem End Unit



Midback Guest Bariatric Tandem End Unit Dimensions

Overall	34"H, 32.5"W, 24.75"D
Seat	18"H, 30"W, 19"D
Back	16"H, 30"W
Arm	26.25"H
COM Seat	1 yard
COM Back	1.5 yards

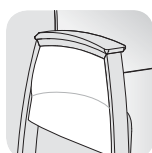
Description: Our Guest chair with the flexibility to create your own multiple seat arrangements.

Suggested Applications: Lobbies, Waiting Rooms.

Model	Back	Model Code	Model List Price												+ Option Code	
			Group 1/COM	Group 2	Group 3	Group 4/COL	Group 5	Group 6	Group 7	Group 8	Leather 1	Leather 2	Leather 3	Moisture Barrier (Seat only)	MB	CL
Guest Bariatric End Unit Open Arm	Mesh	F0419-OA	1,149	1,170	1,186	1,209	1,240	1,291	1,355	1,423	1,468	1,514	1,651	85	90	
Guest Bariatric End Unit Open Arm	Upholstered	F1419-OA	1,056	1,109	1,149	1,206	1,284	1,411	1,571	1,741	1,855	1,969	2,311	85	105	
+ Closed Arm COM 0.75 yard			CA	121	137	149	166	189	228	276	327	361	395	498	-	INCL

+ Options/Codes

Accessories/ Related Models



CA
Closed Arm
+ \$ See above



Tables
+ See Page 51-54



Replacement Parts
+ See Page 57

1. Model Code Please fill in the boxes below.

- - - -

Series **Back Style** **Leg** **Arm**
F0 **4** **19** **OA**
 Foster Collection Bariatric Tandem Open
 Mesh Midback End
F1
 Foster Collection Upholstered
CA
 Closed

2. Options Code

-

Please refer to Option Code as listed in the above chart.

Arm Cap Finish
NC No Cap
TP Taupe Polyurethane +\$32
GR Grey Polyurethane +\$32
BK Black Polyurethane +\$32
HRM Hard Rock Maple +\$57
CAN Candlelight +\$57
RC Rustic Cherry +\$57
SF Summer Flame +\$57
CB Cherry Blossom +\$57
CP Chocolate Pear +\$57

Frame Finish **Back Mesh (if applicable)**
SIL Silver **10B** Ebony
BK Black **20B** Cobalt
GM Metallic Gunmetal **50B** Silica
BM Bronze Matte **60B** Sandstone
PW Pearlcent White **70B** Dark Grey
80B Herbal Green

3. Fabric Code - Seat

-

Please refer to Allseating fabric cards for fabric codes.

4. Fabric Code - Back and Closed Arms

-

Please refer to Allseating fabric cards for fabric codes.

Features

- Clean Out Areas
- 16 Gauge Tubular Steel Frame
- Steel Seat Frame
- High Density Seat Foam
- Latex/Lead (metal)/and Mercury-Free
- Flex Back
- Active Seat Suspension
- Wallsaver Frame Design
- Black non-marring polyethylene glides.

Note

Warranted for users up to 750 lbs/seat.

When graded in combination upholstery is selected, use the highest grade upholstery selected -please provide the fabrics specified and a description of where each fabric is to be applied on the product.

This product meets the requirements set forth in ANSI/BIFMA HCF8.1.

Shipped ready to assemble.

Product Weight: 37 lbs.; 39 lbs. with Closed Arms.

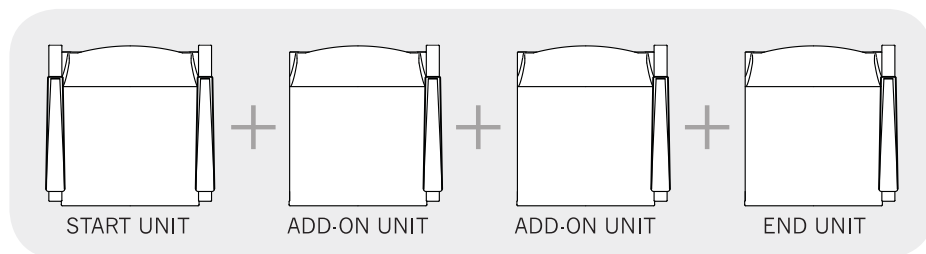
GSA Contract Holder
GSA SIN: 711-17

GREENGUARD
Indoor Air Quality Certified

specall
Specifications and Pricing valid at time of publishing.
SpecAll,
www.allseating.com/specall

Order less than \$5000 list are shipped at a flat rate of \$125 net. For Fully Assembled Blanket Wrapped products please contact Customer Service for details. Please note that minimum quantity guidelines will apply.

How to link Foster™ Chairs and Tables



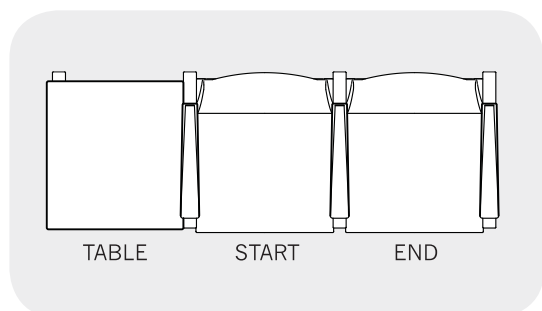
IMPORTANT NOTES:

TO ENSURE PROPER CONFIGURATION PLEASE PROVIDE A LAY-OUT DRAWING WITH YOUR PURCHASE ORDER.

When configuring a table, the adjacent chairs must be a Start Unit, End Unit, or Stand Alone unit. Do not configure Add-ons beside any table (Linking Leg feature will be exposed). Specify Left to Right.

Typical Package 1

Standard Tandem Guest; Black Armcaps

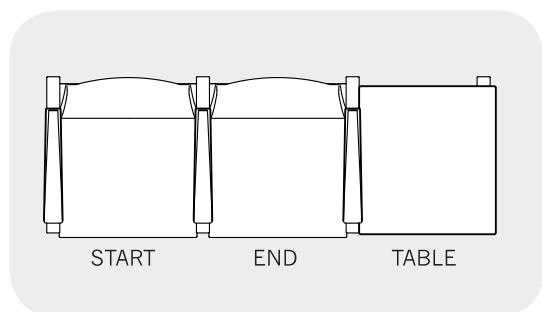


F4X04	Foster End Table Right	\$630
F0017-OA	Foster Guest Tandem Start Unit	\$1,124
F0019-OA	Foster Guest Tandem End Unit	\$958
Total:		\$2,722

(Please Note: List price shown are for Std Gr.1/COM; Mesh Back with Std. Finish).

Typical Package 2

Standard Tandem Guest; Black Armcaps

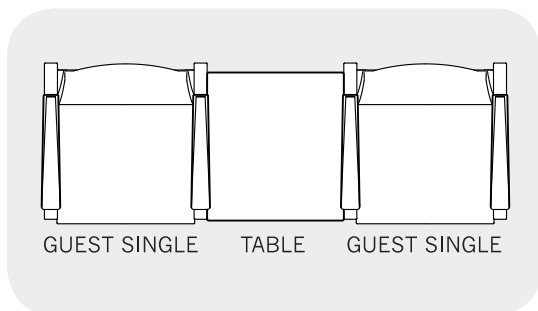


F0017-OA	Foster Guest Tandem Start Unit	\$1124
F0019-OA	Foster Guest Tandem End Unit	\$958
F4X03	Foster End Table Left	\$630
Total:		\$2722

(Please Note: List price shown are for Std Gr.1/COM; Mesh Back with Std. Finish).

Typical Package 3

Standard Tandem Guest; Black Armcaps

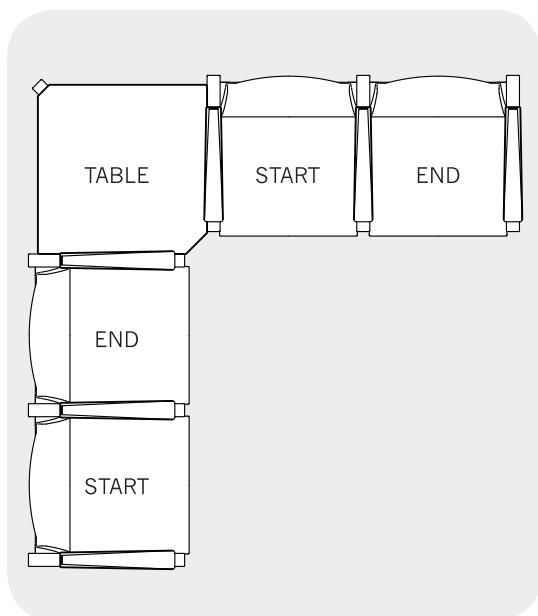


F0010-OA	Foster Guest Single	\$1,124
F4X05	Foster In-Table Right	\$565
F0010-OA	Foster Guest Single	\$1,124
Total:		\$2,813

(Please Note: List price shown are for Std Gr.1/COM; Mesh Back with Std. Finish).

Typical Package 4

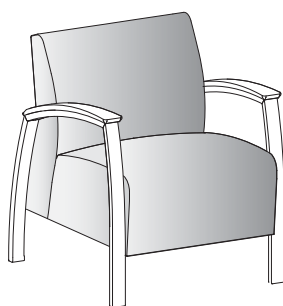
Standard Tandem Guest; Black Armcaps



F0017-OA	Foster Guest Tandem Start Unit	\$1,124
F0019-OA	Foster Guest Tandem End Unit	\$958
F4X06	Foster Corner Table	\$810
F0017-OA	Foster Guest Tandem Start Unit	\$1,124
F0019-OA	Foster Guest Tandem End Unit	\$958
Total:		\$4,974

(Please Note: List price shown are for Std Gr.1/COM; Mesh Back with Std. Finish).

Foster™ Lounge Single



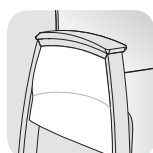
Lounge Single Dimensions	
Overall	31"H, 28"W, 30.25"D
Seat	17.5"H, 23"W, 20"D
Back	13.5"H, 23"W
Arm	26.26"H
COM Seat	1.5 yard
COM Back	1.75 yards

Description: Influenced by residential and hospitality design, Foster lounge furniture offers a deeper, wider seat and superior comfort.

Suggested Applications: Waiting Rooms, Patient Rooms, Resident Rooms.

Model	Back	Model Code	Model List Price											+ Option Code	
			Group 1/COM	Group 2	Group 3	Group 4/COL	Group 5	Group 6	Group 7	Group 8	Leather 1	Leather 2	Leather 3	MB	CL
Lounge Single Open Arm	Upholstered	F2010-OA	1,543	1,611	1,663	1,738	1,839	2,005	2,213	2,434	2,581	2,729	3,175	85	200
+ Closed Arm COM 1.75 yards		CA	242	279	307	347	401	491	603	722	801	881	1,121	-	INCL

+ Options/Codes



CA
Closed Arm
+ \$ See above

Accessories/ Related Models



Replacement Parts
+ See Page 57

To order Follow these simple steps.

1. Model Code Please fill in the boxes below.

<input type="text" value="F2"/>	-	<input type="text" value="0"/>	-	<input type="text" value="10"/>	-	<input type="text"/>	-	<input type="text"/>
Series		Back Style		Leg		Arm		Arm Cap Finish
F2		0		10		OA		NC
Foster Lounge Collection		Midback		Single		Open		No Cap
						CA		TP
						Closed		Taupe Polyurethane

2. Options Code

<input type="text"/>	-	<input type="text"/>
Please refer to Option Code as listed in the above chart.		

CAN
Candlelight
+ \$125
RC
Rustic Cherry
+ \$125
SF
Summer Flame
+ \$125
CB
Cherry Blossom
+ \$125
CP
Chocolate Pear
+ \$125

SIL
Ebony
BK
Black
+ \$40
GM
Metallic Gunmetal
+ \$40
BM
Bronze Matte
+ \$40
PW
Pearlcent White
+ \$40

3. Fabric Code - Seat

<input type="text"/>	-	<input type="text"/>
Please refer to Allseating fabric cards for fabric codes.		

4. Fabric Code - Back and Closed Arms

<input type="text"/>	-	<input type="text"/>
Please refer to Allseating fabric cards for fabric codes.		

Features

- Clean Out Areas
- 16 Gauge Tubular Steel Frame
- Steel Seat Frame
- Multi Layered High Density Seat Foam
- Latex/Lead (metal)/and Mercury-Free
- Wallsaver Frame Design
- Black non-marring polyethylene glides.

Note

Warranted for users up to 325 lbs/seat.

When graded in combination upholstery is selected, use the highest grade upholstery selected -please provide the fabrics specified and a description of where each fabric is to be applied on the product.

This product meets the requirements set forth in ANSI/BIFMA HCF8.1.

Shipped ready to assemble.

Product Weight: 57 lbs.; 68 lbs. with Closed Arms.

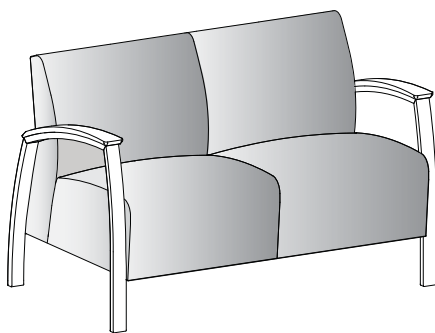
GSA Contract Holder
GSA SIN: 711-16

GREENGUARD
Indoor Air Quality Certified

specall
Specifications and Pricing valid at time of publishing.
SpecAll,
www.allseating.com/specall

Order less than \$5000 list are shipped at a flat rate of \$125 net.
For Fully Assembled Blanket Wrapped products please contact Customer Service for details. Please note that minimum quantity guidelines will apply.

Foster™ Lounge Double



Lounge Double Dimensions

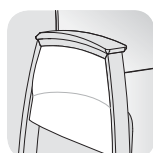
Overall	31"H, 51.5"W, 30.25"D
Seat	17.5"H, 23"W, 20"D
Back	13.5"H, 23"W
Arm	26.25"H
COM Seat	2 yards
COM Back	2.5 yards

Description: Influenced by residential and hospitality design, Foster lounge furniture offers a deeper, wider seat and superior comfort. A streamlined two-seater maximizes space.

Suggested Applications: Waiting Rooms, Patient Rooms, Resident Rooms.

Model	Back	Model Code	Model List Price											+ Option Code	
			Group 1/COM	Group 2	Group 3	Group 4/COL	Group 5	Group 6	Group 7	Group 8	Leather 1	Leather 2	Leather 3	MB	CL
Lounge Double Open Arm	Upholstered	F2020-OA	2,263	2,358	2,430	2,533	2,673	2,902	3,190	3,496	3,701	3,906	4,522	170	300
+ Closed Arm COM 1.75 yards		CA	242	279	307	347	401	491	603	722	801	881	1,121	-	INCL

+ Options/Codes



CA

Closed Arm

+ \$ See above

Accessories/ Related Models



Replacement Parts

+ See Page 57

1. Model Code Please fill in the boxes below.

- - - -

Series

F2

Foster
Lounge
Collection

Back Style

0

Midback

Leg

20

Double

Arm

OA

Open

CA

Closed

Arm Cap Finish

NC

No Cap

TP

Taupe Polyurethane

+ \$69

GR

Grey Polyurethane

+ \$69

BK

Black Polyurethane

+ \$69

HRM

Hard Rock

Maple

+ \$125

CAN

Candlelight

+ \$125

RC

Rustic Cherry

+ \$125

SF

Summer Flame

+ \$125

CB

Cherry Blossom

+ \$125

CP

Chocolate Pear

+ \$125

Frame Finish

SIL

Silver

BK

Black

+ \$40

GM

Metallic Gunmetal

+ \$40

BM

Bronze Matte

+ \$40

PW

Pearlcent White

+ \$40

3. Fabric Code - Seat

-

Please refer to
Allseating fabric cards for
fabric codes.

4. Fabric Code - Back and Closed Arms

-

Please refer to
Allseating fabric cards for
fabric codes.

2. Options Code

-

Please refer to Option Code
as listed in the above chart.

Features

- Clean Out Areas
- 16 Gauge Tubular Steel Frame
- Steel Seat Frame
- Multi Layered High Density Seat Foam
- Latex/Lead (metal)/and Mercury-Free
- Wallsaver Frame Design
- Black non-marring polyethylene glides.

Note

Dynamically tested weight capacity of 525lbs.

When graded in combination upholstery is selected, use the highest grade upholstery selected -please provide the fabrics specified and a description of where each fabric is to be applied on the product.

This product meets the requirements set forth in ANSI/BIFMA HCF8.1.

Shipped fully assembled.

Product Weight: 96 lbs.; 107 lbs. with Closed Arms.

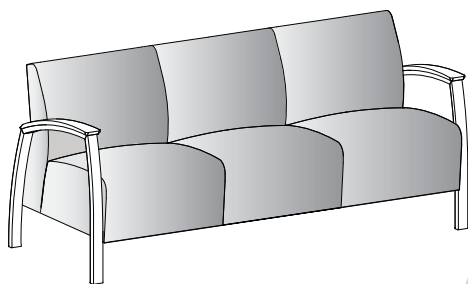
GSA Contract Holder
GSA SIN: 711-16

GREENGUARD
Indoor Air Quality Certified

specall
Specifications and Pricing
valid at time of publishing.
SpecAll,
www.allseating.com/specall

Order less than \$5000 list are shipped at a flat rate of \$125 net.
For Fully Assembled Blanket Wrapped products please contact
Customer Service for details. Please note that minimum quantity
guidelines will apply.

Foster™ Lounge Triple



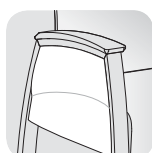
Lounge Triple Dimensions	
Overall	31"H, 75"W, 30.25"D
Seat	17.5"H, 23"W, 20"D
Back	13.5"H, 69"W
Arm	26.25"H
COM Seat	3.25 yards
COM Back	3.50 yards

Description: Influenced by residential and hospitality design, Foster lounge furniture offers a deeper, wider seat and superior comfort. A stylish three-seater maximizes space.

Suggested Applications: Waiting Rooms, Patient Rooms, Resident Rooms.

Model	Back	Model Code	Model List Price											+ Option Code	
			Group 1/COM	Group 2	Group 3	Group 4/COL	Group 5	Group 6	Group 7	Group 8	Leather 1	Leather 2	Leather 3	MB	CL
Lounge Triple Open Arm	Upholstered	F2030-OA	3,035	3,166	3,266	3,410	3,604	3,923	4,323	4,748	5,032	5,316	6,173	255	400
+ Closed Arm COM 1.75 yards		CA	242	279	307	347	401	492	604	723	801	881	1,122	-	INCL

+ Options/Codes



CA
Closed Arm
+ \$ See above

Accessories/ Related Models



Replacement Parts
+ See Page 57

To order Follow these simple steps.

1. Model Code Please fill in the boxes below.

<input type="text" value="F2"/>	-	<input type="text" value="0"/>	-	<input type="text" value="30"/>	-	<input type="text"/>	-	<input type="text"/>	-	<input type="text"/>
Series		Back Style		Leg		Arm		Arm Cap Finish		Frame Finish
F2		0		30		OA		NC		SIL
Foster Lounge Collection		Midback		Triple		Open		No Cap		Silver
						CA		TP		BK
						Closed		Taupe Polyurethane		Black
								+ \$69		+ \$40
								GR		GM
								Grey Polyurethane		Metallic Gunmetal
								+ \$69		+ \$40
								BK		BM
								Black Polyurethane		Bronze Matte
								+ \$69		+ \$40
								HRM		PW
								Hard Rock Maple		Pearlcent White
								+ \$125		+ \$40
								CP		
								Chocolate Pear		
								+ \$125		

2. Options Code

-

Please refer to Option Code as listed in the above chart.

3. Fabric Code - Seat

-

Please refer to Allseating fabric cards for fabric codes.

4. Fabric Code - Back and Closed Arms

-

Please refer to Allseating fabric cards for fabric codes.

Features

- Clean Out Areas
- 16 Gauge Tubular Steel Frame
- Steel Seat Frame
- Multi Layered High Density Seat Foam
- Latex/Lead (metal)/and Mercury-Free
- Wallsaver Frame Design
- Black non-marring polyethylene glides.

Note

Dynamically tested weight capacity of 750lbs.

When graded in combination upholstery is selected, use the highest grade upholstery selected -please provide the fabrics specified and a description of where each fabric is to be applied on the product.

This product meets the requirements set forth in ANSI/BIFMA HCF8.1.

Shipped fully assembled.

Product Weight: 135 lbs.; 146 lbs. with Closed Arms.

GSA Contract Holder
GSA SIN: 711-16

GREENGUARD
Indoor Air Quality Certified

specall
Specifications and Pricing valid at time of publishing.
SpecAll,
www.allseating.com/specall

Order less than \$5000 list are shipped at a flat rate of \$125 net. For Fully Assembled Blanket Wrapped products please contact Customer Service for details. Please note that minimum quantity guidelines will apply.

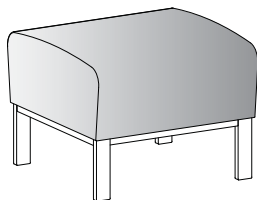
Foster™ Bench Single

Bench Single Dimensions

Overall	18"H, 24"W, 24"D
Seat	18"H, 24"W, 24"D
COM Seat	1.75 yards

Description: Waiting may never be easy, but it never has to be hard. The same webbed suspension seat and supportive seat cushions make Foster benches a comfortable spot to wait.

Suggested Applications: Suggested Applications: Lobbies, Waiting Rooms, Patient Rooms, Resident Rooms.



Model	Model Code	Model List Price													+ Option Code	
		Group 1/COM	Group 2	Group 3	Group 4/COL	Group 5	Group 6	Group 7	Group 8	Leather 1	Leather 2	Leather 3	Moisture Barrier (Seat only)	CAL TB133	MB	CL
Bench Single	F3X40	845	882	910	950	1,004	1,094	1,206	1,325	1,404	1,484	1,724	85	100		

1. Model Code Please fill in the boxes below.

<input type="text" value="F3"/>	—	<input type="text" value="X"/>	—	<input type="text" value="40"/>	—	<input type="text" value="SIL"/>
Series		Back Style		Leg		Frame Finish
F3		X		40		SIL
Foster Bench Collection		No Back		Bench-Single		Silver
						BK
						Black
						+\$40
						GM
						Metallic Gunmetal
						+\$40
						BM
						Bronze Matte
						+\$40
						PW
						Pearlcent White
						+\$40

2. Options Code

<input type="text"/>	—	<input type="text"/>
Please refer to Option Code as listed in the above chart.		

3. Fabric Code - Seat

<input type="text"/>	—	<input type="text"/>
Please refer to Allseating fabric cards for fabric codes.		

Features

- 16 Gauge Tubular Steel Frame
- Multi Layered High Density Seat Foam
- Latex/Lead (metal)/and Mercury-Free
- Black non-marring polyethylene glides.

Note

Warranted for users up to 325 lbs/seat.

This product meets the requirements set forth in ANSI/BIFMA HCF8.1. Shipped fully assembled.

Product Weight: 27 lbs.

GSA Contract Holder
GSA SIN: 711-16

GREENGUARD
Indoor Air Quality Certified

specall
Specifications and Pricing valid at time of publishing.
SpecAll,
www.allseating.com/specall

Order less than \$5000 list are shipped at a flat rate of \$125 net. For Fully Assembled Blanket Wrapped products please contact Customer Service for details. Please note that minimum quantity guidelines will apply.

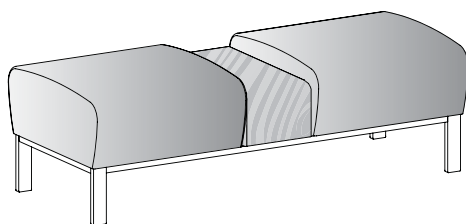
Foster™ Bench Double with Table

Bench Double with Table Dimensions

Overall	18"H, 59"W, 24"D
Seat	18"H, 24"W each, 24"D
COM Seat	2.25 yards

Description: Comfortable Foster benches combined with a convenient wood table for personal items.

Suggested Applications: Lobbies, Waiting Rooms, Patient Rooms, Resident Rooms.



Model	Model Code	Model List Price											+ Option Code	
		Group 1/COM	Group 2	Group 3	Group 4/COL	Group 5	Group 6	Group 7	Group 8	Leather 1	Leather 2	Leather 3	MB	CL
Bench Double with Table	F3X42	2,175	2,222	2,258	2,310	2,380	2,495	2,639	2,792	2,894	2,996	3,305	170	175

1. Model Code Please fill in the boxes below.

<input type="text" value="F3"/>	—	<input type="text" value="X"/>	—	<input type="text" value="42"/>	—	<input type="text" value="SIL"/>	—	<input type="text" value="DW"/>	—	<input type="text" value="CP"/>
Series		Back Style		Leg		Frame Finish		Table Finish		
F3		X		42		SIL		DW		CP
Foster Bench Collection		No Back		Bench-Double with Table		Silver		Designer White		Chocolate Pear
						BK		EB		
						Black		Ebony		
						+\$40		HRM		
						GM		Hard Rock Maple		
						Metallic Gunmetal		CAN		
						+\$40		Candlelight		
						BM		RC		
						Bronze Matte		Rustic Cherry		
						+\$40		SF		
						PW		Summer Flame		
						Pearlescent White		CB		
						+\$40		Cherry Blossom		

2. Options Code

<input type="text"/>	—	<input type="text"/>
Please refer to Option Code as listed in the above chart.		

3. Fabric Code - Seat

<input type="text"/>	—	<input type="text"/>
Please refer to Allseating fabric cards for fabric codes.		

Features

- 16 Gauge Tubular Steel Frame
- Multi Layered High Density Seat Foam
- Latex/Lead (metal)/and Mercury-Free
- Black non-marring polyethylene glides.
- Table is laminate finish.

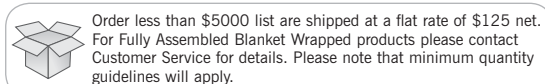
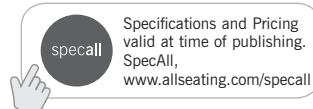
Note

Warranted for users up to 325 lbs/seat.

This product meets the requirements set forth in ANSI/BIFMA HCF8.1.

Shipped fully assembled.

Product Weight: 64 lbs.



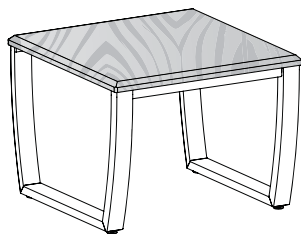
Foster™ Side Table

Occasional Table Side Dimensions
Overall 16"H, 22"W, 22"D

Product Weight: 23 lbs.

Description: A sleek side table design with a seamless, thermafoil surface. Table frames complement the chair frames to create a cohesive look throughout the facility.

Suggested Applications: Waiting Areas, Dining Room, Patient Rooms, Resident.



Model		Model Code	List Price	Model List Price
Side Table		F4X01	890	

1. Model Code Please fill in the boxes below.

<input type="text" value="F4"/>	—	<input type="text" value="X"/>	—	<input type="text" value="01"/>	—	<input type="text"/>	—	<input type="text"/>
Series		Back Style		Leg		Frame Finish		Table Finish
F4		X		01		SIL		DW
Foster Table Collection		No Back		Side Table		Silver		Designer White
						BK		CP
						Black		Chocolate Pear
						+\$40		
						GM		EB
						Metallic Gunmetal		Ebony
						+\$40		HRM
						BM		Hard Rock Maple
						Bronze Matte		CAN
						+\$40		Candlelight
						PW		RC
						Pearlecent White		Rustic Cherry
						+\$40		SF
								Summer Flame
								CB
								Cherry Blossom

Features

- 16 Gauge Tubular Steel Frame
- Seamless Thermafoil Surface
- Black Nylon Glides.

Note

This product meets the requirements set forth in ANSI/BIFMA X5.5-2011.
Shipped fully assembled.

Product Weight: 23 lbs.

GSA Contract Holder
GSA SIN: 711-17

specall
Specifications and Pricing valid at time of publishing.
SpecAll,
www.allseating.com/specall

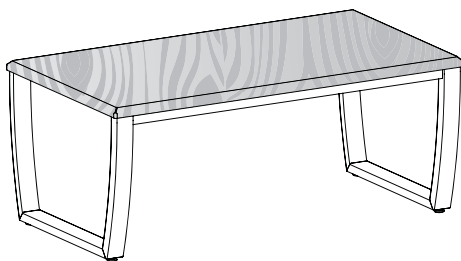
Order less than \$5000 list are shipped at a flat rate of \$125 net. For Fully Assembled Blanket Wrapped products please contact Customer Service for details. Please note that minimum quantity guidelines will apply.

Foster™ Coffee Table

Occasional Table Coffee Dimensions
Overall 16"H, 40"W, 22"D

Description: A sleek coffee table design with a seamless, thermafoil surface. Table frames complement the chair frames to create a cohesive look throughout the facility.

Suggested Applications: Waiting Areas, Dining Room, Patient Rooms, Resident Rooms.



Model	Model Code	List Price	Model List Price
Coffee Table Rectangular	F4X02	1,095	

1. Model Code Please fill in the boxes below.

<input type="text" value="F4"/>	—	<input type="text" value="X"/>	—	<input type="text" value="02"/>	—	<input type="text"/>	—	<input type="text"/>
Series		Back Style		Leg		Frame Finish		Table Finish
F4		X		02		SIL		DW
Foster Table Collection		No Back		Coffee Table		Silver		Designer White
						BK		CP
						Black		Chocolate Pear
						+\$40		
						GM		EB
						Metallic Gunmetal		Ebony
						+\$40		HRM
						BM		Hard Rock Maple
						Bronze Matte		CAN
						+\$40		Candlelight
						PW		RC
						Pearlcent White		Rustic Cherry
						+\$40		SF
								Summer Flame
								CB
								Cherry Blossom

Features

- 16 Gauge Tubular Steel Frame
- Seamless Thermafoil Surface
- Black Nylon Glides.

Note

This product meets the requirements set forth in ANSI/BIFMA X5.5-2011.
Shipped fully assembled.

Product Weight: 35 lbs.

GSA Contract Holder
GSA SIN: 711-17

specall
Specifications and Pricing valid at time of publishing.
SpecAll, www.allseating.com/specall

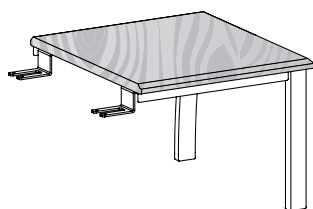
Order less than \$5000 list are shipped at a flat rate of \$125 net. For Fully Assembled Blanket Wrapped products please contact Customer Service for details. Please note that minimum quantity guidelines will apply.

Foster™ End Table Left

End Table Rectangular Left Dimensions
Overall 16"H, 21"W, 23"D

Description: A sleek end table design with a seamless, thermafoil surface. Table frames complement the chair frames to create a cohesive look throughout the facility.

Suggested Applications: Waiting Areas, Dining Room, Patient Rooms, Resident Rooms.



Model		Model Code	List Price	Model List Price
End Table Left Rectangular		F4X03	640	

1. Model Code Please fill in the boxes below.

<input type="text" value="F4"/>	—	<input type="text" value="X"/>	—	<input type="text" value="03"/>	—	<input type="text" value="SIL"/>	—	<input type="text" value="DW"/>	<input type="text" value="CP"/>
Series		Back Style		Leg		Frame Finish		Table Finish	
F4		X		03		SIL		DW	CP
Foster Table Collection		No Back		End Table Left		Silver		Designer White	Chocolate Pear
						BK		EB	
						Black		Ebony	
						+\$40		HRM	
						GM		Hard Rock Maple	
						Metallic Gunmetal		CAN	
						+\$40		Candlelight	
						BM		RC	
						Bronze Matte		Rustic Cherry	
						+\$40		SF	
						PW		Summer Flame	
						Pearlescent White		CB	
						+\$40		Cherry Blossom	

Features

- 16 Gauge Tubular Steel Frame
- Seamless Thermafoil Surface
- Black non-marring polyethylene glides.

Note

This product meets the requirements set forth in ANSI/BIFMA X5.5-2011.
Shipped ready to assemble.

Add-On tables can connect to any of the guest chairs - standard, wide, bariatric widths as well as multiples.

They can even connect to patient chairs if necessary with the exception of the sled, rocker and hip chair.

Lounge units and benches are built on a different platform and cannot be configured with Add-Ons.

Product Weight: 20 lbs.

GSA Contract Holder
GSA SIN: 711-17

specall
Specifications and Pricing valid at time of publishing.
SpecAll,
www.allseating.com/specall

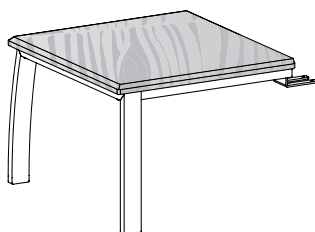
Order less than \$5000 list are shipped at a flat rate of \$125 net. For Fully Assembled Blanket Wrapped products please contact Customer Service for details. Please note that minimum quantity guidelines will apply.

Foster™ End Table Right

End Table Rectangular Right Dimensions
Overall 16"H, 21"W, 23"D

Description: A sleek end table design with a seamless, thermafoil surface. Table frames complement the chair frames to create a cohesive look throughout the facility.

Suggested Applications: Waiting Areas, Dining Room, Patient Rooms, Resident Rooms.



Model		Model Code	List Price	Model List Price
End Table Right Rectangular		F4X04	640	

1. Model Code Please fill in the boxes below.

<input type="text" value="F4"/>	—	<input type="text" value="X"/>	—	<input type="text" value="04"/>	—	<input type="text"/>	—	<input type="text"/>
Series		Back Style		Leg		Frame Finish		Table Finish
F4		X		04		SIL		DW
Foster Table Collection		No Back		End Table Right		Silver		Designer White
						BK		EB
						Black		Ebony
						+\$40		HRM
						GM		Hard Rock Maple
						Metallic Gunmetal		CAN
						+\$40		Candlelight
						BM		RC
						Bronze Matte		Rustic Cherry
						+\$40		SF
						PW		Summer Flame
						Pearlcent White		CB
						+\$40		Cherry Blossom

Features

- 16 Gauge Tubular Steel Frame
- Seamless Thermafoil Surface
- Black non-marring polyethylene glides.

Note

This product meets the requirements set forth in ANSI/BIFMA X5.5-2011.
Shipped ready to assemble.

Add-On tables can connect to any of the guest chairs - standard, wide, bariatric widths as well as multiples.

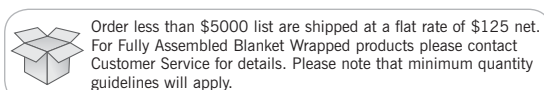
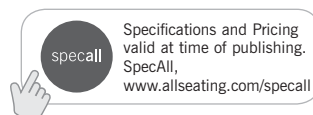
They can even connect to patient chairs if necessary with the exception of the sled, rocker and hip chair.

Lounge units and benches are built on a different platform and cannot be configured with Add-Ons.

Product Weight: 20 lbs.



Contract Holder
GSA SIN: 711-17

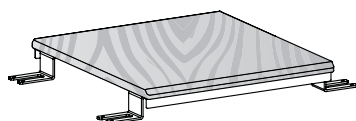


Foster™ In-Line Table

In-Line Table Dimensions
Overall 16"H, 21"W, 23"D

Description: A sleek coffee table design with a seamless, thermafoil surface. Table frames complement the chair frames to create a cohesive look throughout the facility.

Suggested Applications: Waiting Areas, Dining Room, Patient Rooms, Resident Rooms.



Model		Model Code	List Price	Model List Price
In-Line Table Rectangular		F4X05	565	

1. Model Code Please fill in the boxes below.

<input type="text" value="F4"/>	—	<input type="text" value="X"/>	—	<input type="text" value="05"/>	—	<input type="text"/>	—	<input type="text"/>
Series		Back Style		Leg		Frame Finish		Table Finish
F4		X		05		SIL		DW
Foster Table Collection		No Back		In-Line Table		Silver		Designer White
						BK		EB
						Black		Ebony
						+\$40		HRM
						GM		Hard Rock Maple
						Metallic Gunmetal		CAN
						+\$40		Candlelight
						BM		RC
						Bronze Matte		Rustic Cherry
						+\$40		SF
						PW		Summer Flame
						Pearlescent White		CB
						+\$40		Cherry Blossom

Features

- 16 Gauge Tubular Steel Frame (4 Leg)
- Seamless Thermafoil Surface

Note

This product meets the requirements set forth in ANSI/BIFMA X5.5-2011.
Shipped ready to assemble.

Add-On tables can connect to any of the guest chairs - standard, wide, bariatric widths as well as multiples.

They can even connect to patient chairs if necessary with the exception of the sled, rocker and hip chair.

Lounge units and benches are built on a different platform and cannot be configured with Add-Ons.

Product Weight: 17 lbs.

GSA Contract Holder
GSA SIN: 711-17

specall
Specifications and Pricing valid at time of publishing.
SpecAll,
www.allseating.com/specall

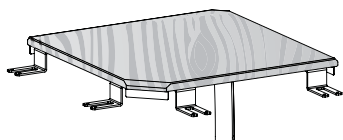
Order less than \$5000 list are shipped at a flat rate of \$125 net. For Fully Assembled Blanket Wrapped products please contact Customer Service for details. Please note that minimum quantity guidelines will apply.

Foster™ Corner Table

Corner Table 90 Degrees Rectangular Table Dimensions
Overall 16"H, 26"W, 26"D

Description: A sleek corner table design with a seamless, thermafoil surface. Table frames complement the chair frames to create a cohesive look throughout the facility.

Suggested Applications: Waiting Areas, Dining Room, Patient Rooms, Resident Rooms.



Model List Price		List Price
Model	Model Code	
Corner Table 90 Degrees Rectangular	F4X06	810

1. Model Code Please fill in the boxes below.

<input type="text" value="F4"/>	—	<input type="text" value="X"/>	—	<input type="text" value="06"/>	—	<input type="text"/>	—	<input type="text"/>
Series		Back Style		Leg		Frame Finish		Table Finish
F4		X		06		SIL		DW
Foster Table Collection		No Back		Corner Table 90 Degrees		Silver		Designer White
						BK		CP
						Black		Chocolate Pear
						+\$40		
						GM		EB
						Metallic Gunmetal		Ebony
						+\$40		HRM
						BM		Hard Rock Maple
						Bronze Matte		CAN
						+\$40		Candlelight
						PW		RC
						Pearlcent White		Rustic Cherry
						+\$40		SF
								Summer Flame
								CB
								Cherry Blossom

Features

- 16 Gauge Tubular Steel Frame
- Seamless Thermafoil Surface
- Black non-marring polyethylene glides.

Note

This product meets the requirements set forth in ANSI/BIFMA X5.5-2011.
Shipped ready to assemble.

Add-On tables can connect to any of the guest chairs - standard, wide, bariatric widths as well as multiples.

They can even connect to patient chairs if necessary with the exception of the sled, rocker and hip chair.

Lounge units and benches are built on a different platform and cannot be configured with Add-Ons.

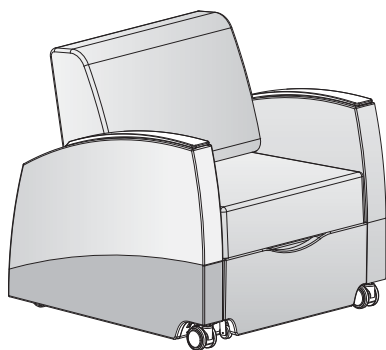
Product Weight: 24 lbs.

GSA Contract Holder
GSA SIN: 711-17

specall
Specifications and Pricing valid at time of publishing.
SpecAll,
www.allseating.com/specall

Order less than \$5000 list are shipped at a flat rate of \$125 net. For Fully Assembled Blanket Wrapped products please contact Customer Service for details. Please note that minimum quantity guidelines will apply.

Foster™ Sleeper Chair



Sleeper Highback Standard

Overall	33.5"H, 32"W, 34.5"D
Seat	18"H, 26"W, 18.5"D
Back	17"H, 26"W
Arm	26.5"H
Sleep	76"L
Complete	7.5 yards
Upper Upholstery	5.25 yards
Lower Upholstery	3 yards

Sleeper Highback Wide

Overall	33.5"H, 42"W, 34.5"D
Seat	18"H, 36"W, 18.5"D
Back	17"H, 36"W
Arm	26.5"H
Sleep	76"L
Complete	8.75 yards
Upper Upholstery	6.5 yards
Lower Upholstery	3.25 yards

Description: Crisp, modern elegance is suspended above a metal base. Housekeeping and infection control will appreciate the hassle-free maintenance and clean design.

Suggested Applications: Patient Rooms, Resident Rooms.

Model	Back	Model Code	Model List Price											+ Option Code		
			Group 1/COM	Group 2	Group 3	Group 4/COL	Group 5	Group 6	Group 7	Group 8	Leather 1	Leather 2	Leather 3	MB	RE	CL
Sleeper	Mid Back Standard	F6010-CA	3,160	3,307	3,419	3,580	3,797	4,154	4,602	5,078	5,397	5,715	6,674	150	150	250
Sleeper	Mid Back Wide	F6210-CA	3,560	3,728	3,856	4,040	4,288	4,696	5,208	5,752	6,116	6,480	7,576	170	200	300

1. Model Code Please fill in the boxes below.

F6

 - -

10

 -

CA

 -

Series	Back Style	Control	Arm	Arm Cap Finish
F6 Foster Sleeper	0 Midback Standard	10 Single	CA Closed	NC No Cap
	2 Midback Wide			TP Taupe Polyurethane + \$69
				GR Grey Polyurethane + \$69
				BK Black Polyurethane + \$69
				HRM Hard Rock Maple Wood Cap + \$125

2. Options Code

 -

Please refer to Option Code as listed in the above chart.

3. Fabric Code - Upper Upholstery

 -

Please refer to Allseating fabric cards for fabric codes.

4. Fabric Code - Lower Upholstery

 -

Please refer to Allseating fabric cards for fabric codes.

Features

- Sit, lounge and sleep positions
- Easy pullout and close operation
- Wallsaver design
- Replaceable cover option – seat, back and ottoman
- Dual tone upholstery offering base for easy wipe down
- Wood, poly or padded armrests.

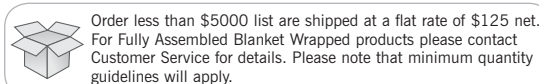
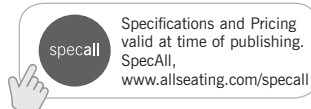
Note

Warranted for users up to 400 lbs

This product meets the requirements set forth in ANSI/BIFMA X5.4-2011 and GSA FNAE-80-214A.

Product Weight: 26" Standard: 145 lbs./ 36" Wide: 195 lbs.

GSA Contract Holder
GSA SIN: 711-19



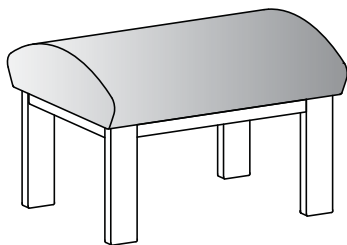
Foster™ Accessories

Ottoman Dimensions

Overall 13"H, 20"W, 14"D
COM Seat 0.75 yard

Product Weight: 12 lbs.

Description: A complementary ottoman offers a supportive spot to rest your feet.



Model	Model Code	Model List Price												+ Option Code	
		Group 1/COM	Group 2	Group 3	Group 4/COL	Group 5	Group 6	Group 7	Group 8	Leather 1	Leather 2	Leather 3	Moisture Barrier (Seat only)	MB	CL
Ottoman Upholstered	F3X44	495	511	523	540	563	602	650	701	735	769	872	85	90	

1. Model Code Please fill in the boxes below.

- - -

Series **Back Style** **Leg** **Frame Finish**
F3 X 44 SIL
Foster No Back Ottoman Silver
Collection

BK
Black
+ \$40

GM
Metallic Gunmetal
+ \$40

BM
Bronze Matte
+ \$40

PW
Pearlcent White
+ \$40

2. Options Code

-

Please refer to Option Code as listed in the above chart.

3. Fabric Code - Seat

-

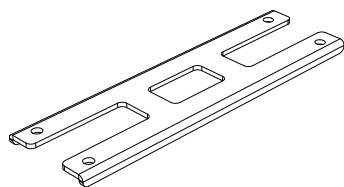
Please refer to Allseating fabric cards for fabric codes.

Ganging Bracket Dimensions

Overall .25"H, 8.75"W, 2.5"D

Product Weight: 1 lb.

Description: The ganging kit consists of two brackets and eight self tapping screws.



Model	Model Code	Model List Price	
		List Price	
Ganging Kit	H1505	50	

Important Note:

GANGING KIT MUST BE ORDERED IN CONJUNCTION WITH CHAIRS TO ENSURE COMPATIBILITY. TO ENSURE PROPER CONFIGURATION PLEASE PROVIDE A LAY-OUT DRAWING.

Foster Guest, Patient, and Pre-configured chairs may be ganged together using the ganging bracket kit. Two ganging brackets are required per match.

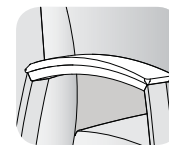
Please note: Ganging brackets are not required for multiple seating (start, add-ons and end chairs).

GSA Contract Holder
GSA SIN: 711-16



specall
Specifications and Pricing valid at time of publishing.
SpecAll,
www.allseating.com/specall

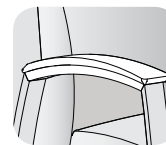
Foster™ Replacement Parts



Arm Caps - Patient and Guest

Description	Applications	Model Code	\$ List Price
Foster Replacement Arm - Hard Rock Maple	Single; Rocker; Sled; Easy Access; Tandem -Double; Tandem -Triple; Start Unit; Add-On; End Unit	FG-ARM-HRM	\$92 ea.
Foster Replacement Arm -Candlelight	Single; Rocker; Sled; Easy Access; Tandem -Double; Tandem -Triple; Start Unit; Add-On; End Unit	FG-ARM-CAN	\$92 ea.
Foster Replacement Arm -Rustic Cherry	Single; Rocker; Sled; Easy Access; Tandem -Double; Tandem -Triple; Start Unit; Add-On; End Unit	FG-ARM-RC	\$92 ea.
Foster Replacement Arm -Summer Flame	Single; Rocker; Sled; Easy Access; Tandem -Double; Tandem -Triple; Start Unit; Add-On; End Unit	FG-ARM-SF	\$92 ea.
Foster Replacement Arm -Cherry Blossom	Single; Rocker; Sled; Easy Access; Tandem -Double; Tandem -Triple; Start Unit; Add-On; End Unit	FG-ARM-CB	\$92 ea.
Foster Replacement Arm -Chocolate Pear	Single; Rocker; Sled; Easy Access; Tandem -Double; Tandem -Triple; Start Unit; Add-On; End Unit	FG-ARM-CP	\$92 ea.
Foster Replacement Arm -Black Polyurethane	Single; Rocker; Sled; Easy Access; Tandem -Double; Tandem -Triple; Start Unit; Add-On; End Unit	FG-ARM-BK	\$52 ea.
Foster Replacement Arm -Grey Polyurethane	Single; Rocker; Sled; Easy Access; Tandem -Double; Tandem -Triple; Start Unit; Add-On; End Unit	FG-ARM-GR	\$52 ea.
Foster Replacement Arm -Taupe Polyurethane	Single; Rocker; Sled; Easy Access; Tandem -Double; Tandem -Triple; Start Unit; Add-On; End Unit	FG-ARM-TP	\$52 ea.

Foster™ Replacement Parts

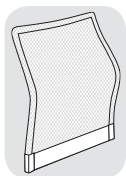


Arm Caps - Lounge

Description	Applications	Model Code	\$ List Price
Foster Lounge Replacement Arm -Hard Rock Maple	Single; Double; Triple	FL-ARM-HRM	\$98 ea.
Foster Lounge Replacement Arm -Candlelight	Single; Double; Triple	FL-ARM-CAN	\$98 ea.
Foster Lounge Replacement Arm -Rustic Cherry	Single; Double; Triple	FL-ARM-RC	\$98 ea.
Foster Lounge Replacement Arm -Summer Flame	Single; Double; Triple	FL-ARM-SF	\$98 ea.
Foster Lounge Replacement Arm -Cherry Blossom	Single; Double; Triple	FL-ARM-CB	\$98 ea.
Foster Lounge Replacement Arm -Chocolate Pear	Single; Double; Triple	FL-ARM-CP	\$98 ea.
Foster Lounge Replacement Arm -Black Polyurethane	Single; Double; Triple	FL-ARM-BK	\$58 ea.
Foster Lounge Replacement Arm -Grey Polyurethane	Single; Double; Triple	FL-ARM-GR	\$58 ea.
Foster Lounge Replacement Arm -Taupe Polyurethane	Single; Double; Triple	FL-ARM-TP	\$58 ea.

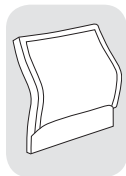
Foster™ Replacement Parts

Midback Covers - Mesh



Description	Applications	Model Code	Model List Price										
			Group 1/COM	Group 2	Group 3 (for Mesh Back)	Group 4/COL	Group 5	Group 6	Group 7	Group 8	Leather 1	Leather 2	Leather 3
Mesh Midback (Mesh Style) Cover	Single; Easy Access; Tandem -Double; Tandem -Triple; Start Unit; Add-On; End Unit	BC-F00 (Mesh Style)		112									
Mesh Midback Wide (Mesh Style) Cover	Single; Start Unit; Add-On; End Unit	BC-F02 (Mesh Style)		118									
Mesh Midback Bariatric (Mesh Style) Cover	Single; Start Unit; Add-On; End Unit	BC-F04 (Mesh Style)		124									

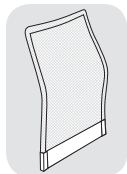
Midback Covers - Upholstered



Upholstered Midback (Fabric Code) Cover	Single; Easy Access; Tandem -Double; Tandem -Triple; Start Unit; Add-On; End Unit	BC-F10 (Fabric Code)	56	88	112	146	185	224	263	302	341	380	419
Upholstered Midback Wide (Fabric Code) Cover	Single; Start Unit; Add-On; End Unit	BC-F12 (Fabric Code)	62	94	118	152	191	230	269	308	347	386	425
Upholstered Midback Bariatric (Fabric Code) Cover	Single; Start Unit; Add-On; End Unit	BC-F14 (Fabric Code)	68	100	124	158	197	236	275	314	353	392	431
Lounge Upholstered Midback (Fabric Code) Cover	Single; Settee (Double); Sofa	BC-F20 (Fabric Code)	62	99	127	167	213	258	304	349	395	440	486

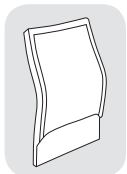
Foster™ Replacement Parts

Highback Covers - Mesh



Description	Applications	Model Code	Model List Price										
			Group 1/COM	Group 2	Group 3 (for Mesh Back)	Group 4/COL	Group 5	Group 6	Group 7	Group 8	Leather 1	Leather 2	Leather 3
Mesh Highback (Mesh Style) Cover	Single; Rocker; Sled	BC-F01		151									
Mesh Highback Wide (Mesh Style) Cover	Single	BC-F03 (Mesh Style)		157									
Mesh Highback Bariatric (Mesh Style) Cover	Single	BC-F05 (Mesh Style)		163									

Highback Covers - Upholstered



Upholstered Highback (Fabric Code) Cover	Single; Rocker; Sled	BC-F11 (Fabric Code)	86	123	151	191	237	282	328	373	419	464	510
Upholstered Highback Wide Single Cover (Fabric Code)	Single; Start Unit; Add-On; End Unit	BC-F13 (Fabric Code)	62	94	118	152	191	230	269	308	347	386	425
Upholstered Highback Bariatric Cover (Fabric Code)	Single	BC-F15 (Fabric Code)	98	130	163	203	249	294	340	385	431	476	522

Seat Covers



Standard Seat Cover (Fabric Code)	Single; Rocker; Sled; Easy Access; Tandem-Double; Tandem-Triple; Start Unit; Add-On; End Unit	SC-STD (Fabric Code)	67	88	104	127	153	179	205	231	257	283	309
Wide Seat Cover (Fabric Code)	Single; Tandem-Double; Tandem-Triple; Start Unit; Add-On; End Unit	SC-WID (Fabric Code)	73	94	110	133	159	185	211	237	263	289	315
Bariatric Seat Cover (Fabric Code)	Single; Tandem-Double; Tandem-Triple; Start Unit; Add-On; End Unit	SC-BAR (Fabric Code)	79	100	116	139	165	191	217	243	269	295	321
Lounge Seat Cover (Fabric Code)	Single; Settee (Double); Sofa	SC-LOU (Fabric Code)	73	105	129	163	202	241	280	319	358	397	436

Conditions of Sale

Pricing

Allseating reserves the right to change published prices without notice. Prices in effect at the time of the order acceptance shall apply. All applicable taxes are extra. All prices in this catalog are list.

Order Acceptance

Orders will be accepted through all authorized Allseating Dealers upon issuance of a written purchase order on letterhead or purchase order of the customer being invoiced. Faxed orders or orders by email (orders@allseating.com) are acceptable, no verbal orders will be accepted. All purchase orders must contain a valid signature.

Order Cancellation

Orders which have been acknowledged are considered firm. In the event a cancellation request is accepted by Allseating, restocking charges may be incurred up to 100% of the order depending on the stage of production.

Credit Terms

Terms are net 30 days O.A.C. Terms are subject to change and review based upon performance. Customers are required to provide a completed signed Dealer Application for the purpose of updating or setting up an account. All payments should be made to Allseating.

Packaging and Shipping

As a standard, all products are shipped in knocked down condition, in a box.

Assembled Chairs

On special request and at an upcharge, chairs may be shipped assembled (except base and cylinder). For assembled and fully assembled blanket wrapped products, contact customer service for details. Please note that minimum quantity guidelines will apply.

Freight Policy

Allseating reserves the right to use its own or commercial carriers for the "best way" to ship, at its sole discretion. Normal delivery is dock to dock. **Special requests such as inside delivery, residential delivery, etc. are subject to additional charges. All additional charges will be the responsibility of the consignee.** Allseating reserves the right to charge for freight services over and above standard "best way" delivery. Delivered pricing is based on shipment to the 48 U.S. contiguous states and Canada excluding N.W.T., YK, and NU. For shipments to other destinations, we reserve the right to add a surcharge.

Qualifications For Delivered Pricing

Please call your Allseating Sales Representative for your qualifications for delivered pricing.

Loss / Damage Liability

Every effort is undertaken to effect secure packaging; however, our liability ends when the carrier issues a clear receipt acknowledging that the shipment has been received in good condition. The carrier is then liable for loss or delay or damage. Signing for a shipment without noting damage or deficiencies absolves Allseating of further responsibility and a freight claim will have to be made by the customer.

NOTE: A packing slip signed by the carrier for pick-up at Allseating Warehouse constitutes "Clear Receipt" and absolves Allseating of further responsibility for damage or loss or delay.

Specifications

Allseating reserves the right to institute changes to materials, specifications and designs, or to discontinue models at any time. Images and line drawings featured in the catalog may not reflect the current product offering. Components are subject to change at Allseating's discretion.

Our Parts and Labor Warranty

At Allseating, we pride ourselves on engineering products that stand up in today's demanding work environments. So if you receive a product from us that doesn't measure up to our quality standards, we promise to swiftly investigate and solve the problem.

Seating and Work Tools

Our warranty is simple. We cover all of our products and the components we use to make them – for 10 years. This includes pneumatic cylinders, foam, thermoplastics, urethanes, arm pads and mechanisms. And we pay for all preapproved labor costs.

Warranty Resolution

We understand that dealing with warranties is often frustrating. So we developed a dedicated Warranty Response Team to eliminate headaches. They're specially trained to expedite warranty-related issues, so you can get back to business quickly and painlessly.

Contact our Warranty Response Team at warranty@allseating.com or toll free at 1(800) 563-3502.

Applicable Provisions to All Products and Services

Allseating products, including those designated for Multi-Shift, are warranted to be free from defects in materials and workmanship for a period of 10 years from original date of purchase. This warranty applies to all chair models and extends to original purchasers who acquire new product directly from Allseating or our authorized dealers.

During the warranty period, Allseating, at its sole discretion, will repair or replace (at its option) any product, part or component covered by this warranty that fails under normal use due to defective materials or workmanship. Allseating will repair or replace the defective product, part or component with comparable product, part or component. To be eligible for this warranty coverage, all products, parts or components must be installed, used and maintained in accordance with Allseating's published instructions and must not have been subject to misuse or abuse.

Allseating does not warrant the following:

- Normal wear and tear
- Natural variations, scars, marks or wrinkles occurring in leather
- Colourfastness of textiles
- Colour matching of textiles exactly to samples or swatches or past purchases
- COM or COL fabrics
- Products exposed to extreme environmental conditions or improper storage conditions

Allseating's products meet the requirements of national and specific local codes as stated in the price book and other written publications. Please visit the company's website at allseating.com for further details regarding product specifications.

This document inclusively describes Allseating's warranty and remedies available with respect to the company's products and services. Allseating disclaims any other warranty whether express or implied, statutory or otherwise, in relation to the company's products and services.

To the extent allowed by law, any implied warranties, including any warranty of merchantability or fitness for a particular purpose, are disclaimed and to the extent they are legally required, are limited in duration to the duration of this written warranty.

Allseating shall not be liable for loss of time, inconvenience, commercial loss, or incidental or consequential damages.

Returns / Restock

Returns are coordinated and authorized by the Return Authorization Coordinator (RAC). Merchandise may not be returned without prior consent and a Return Authorization (RA) Number. All returns must be securely packaged and boxes clearly marked with an assigned RA number on the outside. Carrier for return goods must be specified by Allseating. Goods returned without a RA Number or by an unauthorized carrier will not be accepted. Unauthorized returned goods will be subject to a restock charge and/or a charge for any required reconditioning. Returns must be shipped prepaid, unless other arrangements have been made. Custom fabricated merchandise may not be returned.

General Information

Dimensions

The price catalog and product literature, show dimensions rounded to the nearest half inch. All dimensions are approximate and may be subject to change without notice.

Storage Policy

We will store product at our warehouse for 3 days at no charge. Any order requiring storage for a longer period will be charged at a rate of \$1.00 per day per chair. Order postponements must be received 2 weeks prior to the scheduled production time.

Fire Code

Allseating's entire line of seating meets California Technical Bulletin 117 (CAL 117) which has been in effect since October of 1975. This is a standard by which upholstered furniture has been tested for approval to meet a minimum fire standard. Allseating's chairs can be upgraded to meet the California Technical Bulletin (CAL TB133). Additional charges (per burn test) and lead times will apply for chairs with special configurations of COM fabrics, not already tested by Allseating.

CAL TB133

CAL TB133 is a standard of furniture flammability required by the California Bureau of Home Furnishings and Thermal Insulation for furniture used in public buildings such as Healthcare facilities, Hospitals, Hotels and Motels, Stadiums, Child Care Facilities, Convalescent Homes, Prisons and Jails.

The CAL TB133 test is a full scale fire test for furniture manufactured for the use in public buildings. The standard does not specify how to construct furniture, but only how it should perform when tested. To pass the fire standard test, a fire blocking liner is placed between the fabric and the foam of our chairs. This liner acts as a fire extinguisher by smothering the flame.

To order CAL TB133

Clearly specify CAL TB133 on your order. Please check individual series upcharge.

ANSI/BIFMA Testing

Allseating chairs have been ANSI/BIFMA tested and approved.

