True® Desking System Price List

January 3, 2011
Updated July 1, 2014
800-424-2432

Furnishing Knowledge®

Contents

Refer to KI Terms & Conditions document or visit ki.com.

True® Desking Specifications		2
True® Desking Typicals		4
True® Desking System	Rectangular Desk	6
	Bow Front Desk	10
	Corner Desk	12
	Square Shoe Desk	20
	D-Shaped Desk	28
	P-Shaped Desk	36
	Piano Desk	44
	Transitional Desk	52
	Add-On Worksurfaces	56
	Transaction Worksurfaces	58
True® Desking System Components	Privacy Screens - Exposed Frame	62
	Privacy Screens - Upholstered	66
	Worksurface Dividers	74
	Tool Rails	76
	Paper Management	78
	Balance® Overhead Storage	82
	Balance® Task Lights	88
	Universal Overhead Storage	90
	Universal Overhead Shelves and Divider	98
	Universal Overhead and Shelves Task Lights	100
True® Desking System Accessories	Center Drawer	102
	Grommets	104
	Corner Power Infeed Leg	106
	Modesty Panel Inserts	108
	Worksurface Accessories	110
True® Desking System Data/Comm.	Accessories	112
True® Desking System Electrical	Electrical	114
Index		124

True® Desking Specifications

Basic Worksurfaces
Worksurfaces shall define the shape of the workstation and provide support for overhead storage, hanging pedestals, electrical componentry, and privacy screens.

Rectangular Worksurfaces
Laminated worksurfaces shall be constructed from 1-1/8" medium density fiberboard with a .030 high-pressure laminate surface or veneer and a .030 phenolic backing sheet with a choice of three edge styles: 74P, 74P with knife edge along front, or 3/8" wood. PVC edge shall be available in multiple colors. The knife edge shall only be applied to the front edge of the worksurface and extend 2" beyond the desk frame. The wood edge shall be constructed from natural red oak and be available in a clear finish (standard) or in a maple wood band with additional stains. Worksurfaces shall be available in 24", 30", 36", 42", 48", 54", 60", 66", and 72" widths, 24" and 30" depths, and 29" height.

Rectangular worksurfaces up to 60" wide shall include two triangular worksurface grommets and covers, located in the back corners of each worksurface. 66" and 72" wide worksurfaces shall have an optional third triangular worksurface grommet and cover located near the back center of the desk. Grommets shall be molded from polycarbonate and available in colors or translucent. Worksurfaces that are 60", 66", and 72" wide shall have an integrated steel reinforcement to allow adequate support for load bearing. All worksurfaces shall have pre-drilled holes for attachment to the desk frame.

Two leg supports shall support the worksurface and be formed of 16-gauge steel, overall dimensions shall be 6.00 x 6.00 x 27.25, with 16-gauge internal reinforcements resistance welded for additional strength. The leg assemblies shall be attached to the underside of the worksurface from above by use of threaded inserts. A steel leg cover on inside of desk shall be standard and removable without tools. A glide shall be attached to the bottom of the leg for up to 1" of adjustability. Two 3.25" x 2.25" grommets and covers molded from polycarbonate shall be standard on the top of each leg side.

The modesty panel beam shall be formed of 18-gauge steel, overall dimensions are 3.00 x 9.00 x length determined by size of worksurface. The modesty panel beam shall be attached to leg supports and the underside of the worksurface, will provide support for the worksurface and allow electrical and data cable to be run along the width of the desk. Plastic worksurface spacers shall provide a 1/4" stand off distance between the worksurface and modesty panel beam and snap into place for easier assembly.

An optional lower modesty panel shall be formed of 18-gauge steel, overall dimensions are 1.00 x 18.00 x length determined by size of worksurface. The lower modesty panel shall be attached to the leg supports and provide full enclosure of the desk back from floor to the modesty panel beam.

Two end panels shall support the worksurface and be formed of 18-gauge steel with an 18-gauge steel reinforcement resistance welded for strength. The end panel shall have a honeycomb core for additional strength and noise reduction. Overall dimensions shall be 1.25 x 27.00 x depth determined by worksurface size or configuration. Standard depths shall be 9" for transitional depth, 18" for 24" worksurfaces and 24" for 30 worksurfaces. End panel assembly shall be attached to the underside of the worksurface and leg assembly. Plastic worksurface spacers shall provide a 1/4" stand off distance between the worksurface and end panel and snap into place for easier assembly. A glide shall be attached to the bottom of the end panel for up to 1" of adjustability.

All steel desk components shall be powder-coated or otherwise finished.

Rectangular Reduction Worksurface
Rectangular reduction worksurfaces shall have the same basic construction as the rectangular worksurfaces. Worksurfaces shall have two curving arcs along the front edge that transition from a depth of 30" on one end and 24" on the opposite end.

Bow Front Worksurface
Bow front worksurfaces shall have the same basic construction as the rectangular worksurfaces. These worksurfaces shall have a depth of 30" or 36" with a radius edge that extends 6" from the desk support structure on the visitor side. Worksurfaces shall only be available in 60", 66", and 72" widths, without the center grommet and cover.

Corner Worksurface
Corner worksurfaces shall have the same basic construction as the rectangular worksurfaces with an additional leg support, modesty panel beam, and optional lower modesty panel. Depths of 24" and 30" and widths of 42" and 48" shall be standard. Worksurfaces shall have three grommets and covers, one per corner, located in the back corners of each worksurface as standard.

P-Shaped and Piano Shaped Worksurfaces
P-shaped and piano shaped worksurfaces shall have the same basic construction as the rectangular worksurfaces with an additional round support leg and modesty panel. The round support leg shall be attached towards the rounded front end of the worksurface and be constructed from 4" diameter, 14-gauge steel, and be fitted with a glide for up to 1" of adjustability. The modesty panel shall be constructed from 18-gauge steel and extend 9" from the underside of the worksurface. Worksurfaces shall be available in 60", 66" and 72" depths and 48" widths.

D-Shaped Worksurfaces
D-shaped worksurfaces shall have the same basic construction as the rectangular worksurfaces with an additional round support leg and modesty panel. The round support leg shall be attached towards the rounded end of the worksurface and be constructed from 4" diameter, 14-gauge steel, and be fitted with a glide for up to 1" of adjustability. Worksurfaces shall be available in 24", 30" or 36" widths and 48", 54", 60", 66" and 72" depths.

Round Add-On Worksurface
Round add-on worksurfaces shall be available with the same edge treatments as the rectangular worksurfaces. They shall be available in 36" diameter with a 24" flat and 42" diameter with a 30" flat. A round support leg shall support the worksurface and be constructed from 4" diameter, 14-gauge steel, and be fitted with a glide for 1" of adjustability. Two steel splice plates and hardware shall be included to attach the round add on worksurface to a rectangular worksurface.

Half Round and Quarter Round Add-On Worksurfaces
Half round and quarter round add-on worksurfaces shall be available with the same edge treatments as the rectangular worksurfaces. They shall be available in 48" diameter and 60" diameter. A round support leg shall support the worksurface and be constructed from 4" diameter, 14-gauge steel, and be fitted with a glide for 1" of adjustability. Four steel splice plates and hardware shall be included to attach the half round add on worksurface to two back to back rectangular worksurfaces. Four steel splice plates and hardware shall be included to attach the quarter round add on worksurface to two rectangular worksurfaces that are perpendicular to each other.

Transaction Worksurface
Transaction worksurfaces shall be available with the same edge treatments as the rectangular worksurfaces. Worksurfaces shall attach via two support stanchions to rectangular worksurfaces and three support stanchions to corner worksurfaces. The worksurfaces shall be available in 16" depth with a 4" overhang in overall sizes that match the base rectangular and corner workstations. Worksurfaces shall be available in 31" wheelchair accessible height or 42" stand-up height.

Backpack Wire Trough Component Kit
Backpack wire trough components shall allow for lay-in wiring along the back of workstation. The kit shall consist of a pair of trough mounting brackets attached to the leg supports and constructed from 16-gauge steel, three 1.25" x .92" wire troughs constructed from 18-gauge steel that span the width of a desk, and a cover constructed from 18-gauge steel capable of being opened without the use of any tools. Applicable end trim, corner, and splice components shall also be available for the cover.

Electrical
Power shall be supplied through a UL listed 10-wire system available in two different configurations that are not interchangeable: 6 hot wires, 2 neutral wires, and 2 ground wires or 4 hot wires, 4 neutral wires, and 2 ground wires. The system shall have a rated capacity of 120 VAC@ 20 amps.

A rigid one-piece wireway shall be attached to the inside of the modesty panel beam by two 16-gauge steel brackets and hardware and be covered by an 18-gauge steel cover. The wireway design shall allow for easy connection of the wireway of one desk to another through the use of a jumper. All desks 30" and wider shall be ready to accept electrical components.

The receptacles for the system shall be snap fit into the wireways and be rated for 15 amps.

The electrical system shall allow for a method of passing power from one powered desk through the modesty panel beam of a non-powered desk and connected to the wireway of a third desk. This power pass through shall attach with snap fit connections.

The electrical system shall allow power to infeed from the top of the desk through the triangular grommet in the worksurface. The top infeed kit shall include 12' of flexible metal conduit with a snap fit attachment to the wireway on one end and open whip on the other, a 7' or 10' extruded aluminum power pole and cover, and ceiling trim. The interior of the power pole shall be divided into two cavities for power and communication cable management.

The electrical system shall allow for power to infeed from the base of the desk through the lower leg grommet or leg cover. The base infeed kit shall include 6' of plastic covered flexible conduit that transitions into flexible metal conduit with a snap fit attachment to the wireway on one end and open whip on the other. A relocatable power tap (RPT) shall provide above worksurface power to the support stanchions from an installed 10-wire electrical system or use of the building outlets. Two RPT's, each containing two 15 amp outlets, shall be mountable per stanchion. Cord lengths shall be available in 36" or 96".

A steel bracket shall be available to attach to the underside of the modesty panel beam near the worksurface. It shall have a 1.38" x 2.70" opening to accept several different manufacturers data faceplates and the RPT.

Pedestal Storage
Pedestal storage for True® shall be provided by KI's 700 Series, 700 Series Curve, and E-Series® Pedestals. 3 pedestals shall be available in 2 depths, 17-5/8" that may be used with any depth worksurface, 21- 5/8" for maximum storage under a 30" worksurface. Multiple drawer combinations shall be available.

The 12" file drawer sizes shall have full extension slide arm suspensions for full access to storage space. The 3" pencil drawers and 6" box drawers shall have 3/4" extension, steel ball-bearing suspension.

Locks shall be included in each pedestal. Specific keying combinations shall be available. See Key Options.

True® Desking Specifications

Mobile Pedestals
Mobile pedestals shall have a finished top and 4 twin wheel hooded casters. Front casters shall be locking and back casters shall be non-locking. A counterbalance weight shall be included with each unit.

Freestanding Pedestals
Freestanding pedestals shall have a finished top and 4 adjustable glides. They shall be placed under a worksurface or anywhere else in the office. A counterbalance is optional.

Center Drawer
The center drawer shall mount below a 24" or 30" deep worksurface which has an 18" wide clearance. The drawer pan shall be constructed of 22-gauge steel with a hem along the front edge for safety and strength. A deep rib shall form a pencil tray and provide additional strength and a double flange across the back shall prevent spillage of contents. The drawer sides shall be 20-gauge with a hem along the top edge for safety. The drawer shall run on a pair of full extension, ball-bearing suspensions and shall be available with or without a lock, keyed randomly as standard. Field drilling for installation shall be necessary.

Privacy Screens
Privacy screens shall be available to provide sit down or stand up privacy within the True® workstation. Screens shall be 3/4" or 1" thick, 18-1/4", 21" or 38" high and available in 24", 30", 36", 42", 48", 54", 60", 66" and 72" widths to fit all worksurfaces. The 66" and 72" widths shall consist of a pair of screens (1) 30" plus (1) 36" screen for 66" applications and (2) 36" screens for 72" applications. The screens shall include mounting brackets for attachment to either the overhead supports, the underside of the worksurface, the top of the worksurface, or with a combination of attachment to an overhead support and a worksurface top.

Two privacy screen construction methods shall be available: two 1/2" industrial insulation boards, covered with fabric and glued together or an exposed, powder-coated aluminum frame. The exposed frame construction shall allow for different core materials to be inserted.

Overhead Support Stanchions
The overhead support stanchions shall be formed of 16-gauge steel, with overall dimensions of 6.00" x 6.00" x 19.50". A reinforcement plate constructed of 16-gauge steel shall be welded in place to provide additional strength and have 4 cutouts to accommodate either commercially available data plates or two RPT's. Support stanchions shall be designed to hinge open to allow access to the inside of the overhead support stanchions. A flexible rubber trim piece shall allow power or data cables to be run from the worksurface into the overhead support stanchions with the covers closed.

Overhead Storage
Overhead storage shall consist of the Balance® overhead and Universal overhead and shelves. Overhead storage shall attach to worksurface with two overhead support stanchions. 24", 30", 36", 42", 48", 54", 60", 66" and 72" sizes shall be available. 66" and 72" overheads shall incorporate a single shelf with two doors

Shelf dividers shall be power-coated steel with installation and removal accomplished without the use of tools or fasteners.

Universal overheads and shelves shall be 17" high and shall have 19-1/2" clearance between the worksurface and the bottom of shelf. Overhead doors shall be available with painted steel, fabric, laminate, or veneer, with a PVC extrusion handle. Locks shall be randomly assigned or keyed per customer requests.

The end panels shall be constructed of 14-gauge steel and have self-locking mounting tabs formed into the back edge. The shelf, back, and top shall be constructed from 18-gauge steel. The front edge of the shelf shall be a PVC extrusion that also provides space for a concealed flush mount task light.

Balance® overheads shall be 17" high and have 19-1/2" clearance between the worksurface and the bottom of shelf. The upper door shall be available in colored or translucent extruded rigid PVC with spatter-coat finish, fabric, or laminate applied. The overall door thickness shall be 3/8". The lower door shall be an aluminum extrusion and be ergonomic in design. A center lock mechanism shall be utilized between the upper and lower doors for security.

The overhead doors shall be effortlessly operated from either a seated or standing position through use of the upper or lower door. The upper door and lower door shall be synchronized in motion through the use of two 10-gauge linkages. The doors shall be assisted with two extension springs and require less than 5 pounds of force to operate. The upper door shall open over the outside of the case.

Task Lights
Task lights shall be offered in one standard level of efficiency and cost. The standard light shall have a magnetic high power ballast with rapid start, cool white T-8 fluorescent lamp. Task lights shall attach to the underside of the shelf on overhead cabinets.

Paper Management System
The paper management system shall address the storage and movement of files, binders, and documents. Components shall be available with integrated hooks for attachment to the work bar.

The paper management system shall include the following components: Tool Rail, Paper Tray, Diagonal Storage Unit, Vertical Storage Unit, Hanging File Folder Holder, Telephone Caddy, CD Holder, Accessory Tray, and a Pencil Cup.

Key Options
There are various key options available depending on the component model. The key alike option (KA) allows multiple components of a workstation to be keyed alike. The key standard option (KS) allows each component to have its own randomly selected key number shipped with the individual component. The No lock core (NLC) provides more flexibility in keying workstations alike. All locks and keys for the individual components specified with no lock core will be packaged separately from the components. The location of the lock core and corresponding numbered key will be determined upon installation.

ANSI/BIFMA
True® desking shall meet or exceed the required ANSI/BIFMA X5.5-2008 desk systems test.

Quality
All True® desking components shall originate from ISO 9000, ISO 9001 or ISO 9002 registered facilities.

UL Listed
True® desks shall be listed to applicable UL standards and requirements by Underwriters Laboratories Inc. Two of the standards used to evaluate True® desks are UL 1286 Office Furnishing and UL 723 Standard Test for Surface Burning Characteristics of Building Materials.

Fabric
Fabric will be applied as swatched by the fabric manufacturer. Fabric that is required to be applied differently than is swatched will need a Special Cost Request written specifying the direction the fabric is to be applied. The posted standard lead time will apply to the Special Cost Request.

True® Desking Typicals

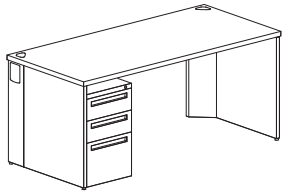

- 30" x 60" Rectangular Desk with Partial Modesty Panel, 74P Edge, Standard End Panels
- 700 Series Freestanding Pedestal - Box/Box/File

Model No.	Price
TR3060/P-74P-S-NCG	$1,310
S7P/1524FBBF	$696
Total Price	**$2,006**

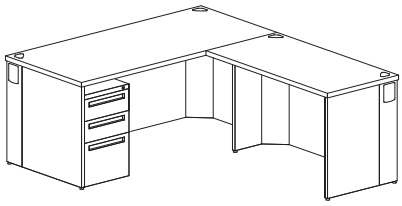

- 30" x 60" Rectangular Desk with Full Modesty Panel, 74P Edge, Standard End Panels
- 24" x 28" Rectangular Desk with Full Modesty Panel, 74P Edge, Left Transitional End Panel
- 700 Series Freestanding Pedestal - Box/Box/File

Model No.	Price
TR3060/F-74P-S-NCG	$1,591
TR2448/F-74P-L	$1,378
S7P/1524FBBF	$696
Total Price	**$3,665**

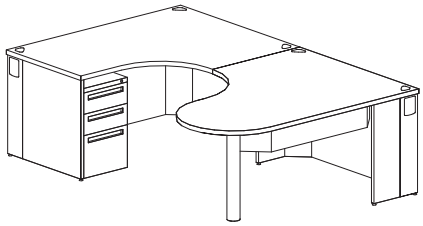

- 30" x 60" x 48" x 30" Square Shoe Desk with Full/Full Modesty Panel, 74P Edge, Right Transitional End Panel
- 30" x 48" x 66" Piano Shaped Desk with Full Modesty Panel and Guest Modesty Panel, 74P Edge, Both Transitional End Panels
- 700 Series Freestanding Pedestal - Box/Box/File

Model No.	Price
TS30604830/F/FS-74P-R-NCG	$2,397
TI304866/F/G-74P-B	$2,192
S7P/1524FBBF	$696
Total Price	**$5,285**

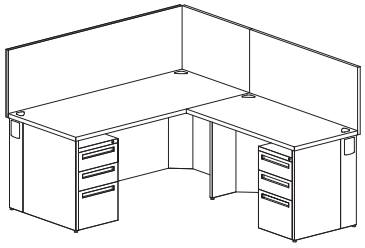

- 30" x 60" Rectangular Desk with Full Modesty Panel, 74P Edge, Standard End Panels
- 24" x 42" Rectangular Desk with Full Modesty Panel, 3mm PVC Edge, Left Transitional End Panel
- 30"W x 20"H Privacy Screen, Mounted Behind the Worksurface, Upholstered
- 42"W x 20"H Privacy Screen, Mounted Behind the Worksurface, Upholstered
- 66"W x 20"H Privacy Screen, Mounted Behind the Worksurface, Upholstered
- 700 Series Freestanding Pedestal - Box/Box/File
- 700 Series Freestanding Pedestal - Box/Box/File

Model No.	Price
TR3060/F-74P-S-NCG	$1,591
TR2442/F-74P-L	$1,320
TBW2030	$222
TBW2042	$324
TBW2066	$498
S7P/1524FBBF	$696
S7P/1520FBBF	$660
Total Price	**$5,311**

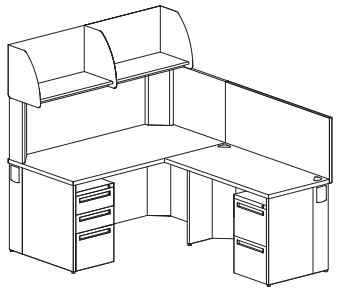

- 30" x 60" Rectangular Desk with Partial Modesty Panel, 374P Edge, Standard End Panels with Center Grommet to Mount Overhead Shelf
- 24" x 48" Rectangular Desk with Full Modesty Panel, 74P Edge, Left Transitional End Panel
- 30"W x 20"H Privacy Screen, Mounted Behind the Worksurface, Upholstered
- 48"W x 20"H Privacy Screen, Mounted Behind the Worksurface, Upholstered
- 60"W x 19"H Privacy Screen, Mounted Between Stanchions, Upholstered
- 60"W Universal Overhead Regular Shelf Mounted on Stanchions
- 700 Series Freestanding Pedestal - Box/Box/File
- 700 Series Freestanding Pedestal - File/File

Model No.	Price
TR3060/P-74P-S-NCG	$1,310
TR2448/F-74P-L	$1,378
TBW2030	$222
TBW2048	$370
TBS60/U	$437
URSR60/TR	$625
S7P/1524FBBF	$696
S7P/1520FFF	$628
Total Price	**$5,666**

True® Desking Typicals

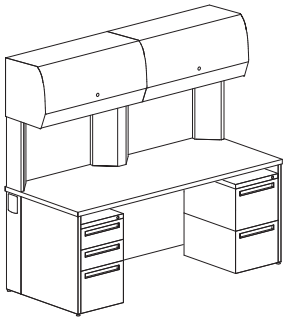

- 30" x 72" Rectangular Desk with Full Modesty Panel, 74P Edge, Standard End Panels with Center Grommet to Mount Overhead Cabinet
- 72"W x 19"H Privacy Screen, Mounted Between Stanchions, Upholstered
- 72"W Balance Solid Color Overhead Cabinet Mounted on Stanchions
- 700 Series Freestanding Pedestal - Box/Box/File
- 700 Series Freestanding Pedestal - File/File

Model No.	Price
TR3072/F-74P-S-YCG	$1,743
TBS72/U	$536
BLCS72D/TR	$2,208
S7P/1524FBBF	$696
S7P/1524FFF	$660
Total Price	**$5,843**

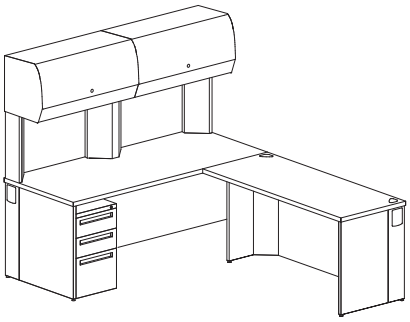

- 30" x 72" Rectangular Desk with Full Modesty Panel, 74P Edge, Standard End Panels with Center Grommet to Mount Overhead Cabinet
- 24" x 60" Rectangular Desk with Full Modesty Panel, 74P Edge, Left Transitional End Panel
- 72"W x 19"H Privacy Screen, Mounted Between Stanchions, Upholstered
- 72"W Balance Solid Color Overhead Cabinet Mounted on Stanchions
- 700 Series Freestanding Pedestal - Box/Box/File

Model No.	Price
TR3072/F-74P-S-YCG	$1,743
TR2460/F-74P-L	$1,499
TBS72/U	$536
BLCS72D/TR	$2,208
S7P/1524FBBF	$696
Total Price	**$6,682**

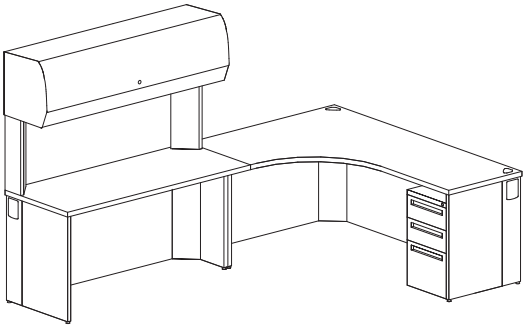

- 24" x 60" Rectangular Desk with Full Modesty Panel, 74P Edge, Right Transitional End Panel
- 24" x 48" x 72" x 24" Square Shoe Desk with Full Modesty/Full Modesty Panels, 74P Edge, Left Transitional End Panel
- 60"W x 19"H Privacy Screen, Mounted Between Stanchions, Upholstered
- 60"W Balance Solid Color Overhead Cabinet Mounted on Stanchions
- 700 Series Freestanding Pedestal - Box/Box/File

Model No.	Price
TR2460/F-74P-R	$1,499
TS24487224/F/FS-74P-L-NCG	$2,318
TBS60/U	$437
BLCS60/TR	$1,371
S7P/1520FBBF	$660
Total Price	**$6,285**

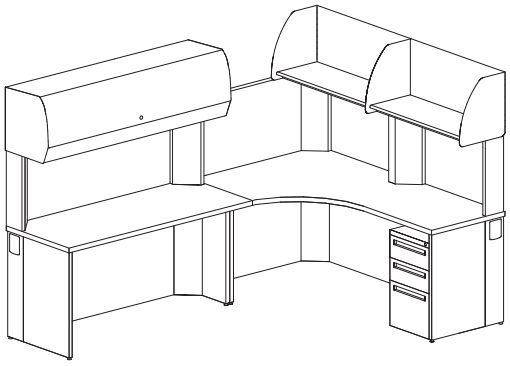

- 24" x 60" Rectangular Desk with Full Modesty Panel, 74P Edge, Right Transitional End Panel
- 24" x 48" x 72" x 24" Square Shoe Desk with Full Modesty/Full Modesty Panels, 74P Edge, Left Transitional End Panel
- 60"W x 19"H Privacy Screen, Mounted Between Stanchions, Upholstered
- 48"W x 20"H Privacy Screen, Mounted Behind the Worksurface, Upholstered
- 72"W x 20"H Privacy Screen, Mounted Behind the Worksurface, Upholstered
- 60"W Balance Solid Color Overhead Cabinet Mounted on Stanchions
- 72"W Universal Overhead Regular Shelf Mounted on Stanchions
- 700 Series Freestanding Pedestal - Box/Box/File

Model No.	Price
TR2460/F-74P-R	$1,499
TS24487224/F/FS-74P-L-NCG	$2,318
TBS60/U	$437
TBW2048	$370
TBW2072	$548
BLCS60/TR	$1,371
URSR72/TR	$952
S7P/1520FBBF	$660
Total Price	**$8,155**

True® Desking System

Rectangular Desk

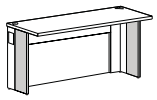

(B) Both transitional

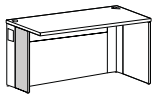

(L) Left transitional

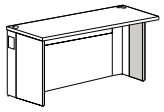

(R) Right transitional

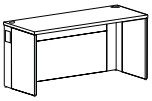

(S) Two full end panels

Rectangular Desk with Full Modesty Panel

- Consists of top, two legs, modesty panel, filler panel (full modesty panel), two end panels (optional transitional size), ganging plates, and all required assembly hardware
- Each leg has two cable access grommet locations
- Top has two cable access grommets above the legs (66" and 72" wide have optional third middle grommet used for mounting stanchions and not intended for routing cables)
- Top grommets allow for attachment of overhead storage units or privacy screens
- Modesty panel allows for optional 10-wire electrical system (see Electrical section)
- Pricing is for two transitional end panels, see "HOW TO BUILD A MODEL NUMBER" below for more options
- NOTE: Rectangular worksurfaces specified with a knife (KN) edge cannot be ganged at 90 degree angles.

MODEL	D x W	MODEL NUMBER								
		Basic Model	Edge Style	End Panel	Center Grom.	Surface Grom. Color	Surface Finish	Edge Color	Frame Grom. Color	Desk Color
	24 x 24"	TR2424/F	□□□	□	NCG	□□	□□□	□□	□□	□□
	24 x 30"	TR2430/F	□□□	□	NCG	□□	□□□	□□	□□	□□
	24 x 36"	TR2436/F	□□□	□	NCG	□□	□□□	□□	□□	□□
	24 x 42"	TR2442/F	□□□	□	NCG	□□	□□□	□□	□□	□□
	24 x 48"	TR2448/F	□□□	□	NCG	□□	□□□	□□	□□	□□
	24 x 54"	TR2454/F	□□□	□	NCG	□□	□□□	□□	□□	□□
	24 x 60"	TR2460/F	□□□	□	NCG	□□	□□□	□□	□□	□□
	24 x 66"	TR2466/F	□□□	□	□□□	□□	□□□	□□	□□	□□
	24 x 72"	TR2472/F	□□□	□	□□□	□□	□□□	□□	□□	□□
	30 x 24"	TR3024/F	□□□	□	NCG	□□	□□□	□□	□□	□□
	30 x 30"	TR3030/F	□□□	□	NCG	□□	□□□	□□	□□	□□
	30 x 36"	TR3036/F	□□□	□	NCG	□□	□□□	□□	□□	□□
	30 x 42"	TR3042/F	□□□	□	NCG	□□	□□□	□□	□□	□□
	30 x 48"	TR3048/F	□□□	□	NCG	□□	□□□	□□	□□	□□
	30 x 54"	TR3054/F	□□□	□	NCG	□□	□□□	□□	□□	□□
	30 x 60"	TR3060/F	□□□	□	NCG	□□	□□□	□□	□□	□□
	30 x 66"	TR3066/F	□□□	□	□□□	□□	□□□	□□	□□	□□
	30 x 72"	TR3072/F	□□□	□	□□□	□□	□□□	□□	□□	□□
			A	B	C	D	E	F	G	H	I

TRUE

HOW TO ORDER

Indicate the following information on order form:

1. Quantity of each item.
2. Model number, including options. See "How To Build a Model Number".
3. Any special service required.

Note:
- The □ indicates that a choice is required.
- The absence of the □ indicates that no choice is required.
- Alpha-numeric characters in place of □ indicate that no other alternatives are available.

HOW TO BUILD A MODEL NUMBER

A Select basic model.

B Select edge style.
KN is not recommended in L-Shaped configurations.

74P	- 74P edge
KN	- Knife edge
34S	- 3/8" Wood band edge
VN	- Wood edge veneer

With 74P, KN and 34S edges, select from laminates for surface finish (Lxx). For edge color, 74P and KN, select from Exx colors and for 34S, select Mxx colors. For VN, select from Mxx for surface finish and do not select an edge color.

C Select end panel.

B	- Two transitional end panels
L	- Left transitional end panel; add $58
R	- Right transitional end panel; add $58
S	- Two full end panels; add $116

D Select desk center grommet option.

NCG	- No center grommet
YCG	- Yes center grommet

"YCG" option only available on 66" and 72" wide desks. "YCG" is needed to mount overheads, transaction surfaces or stanchion mounted privacy screens.

E Select leg and surface grommet color.
Refer to color addendum at ki.com or KI Fabrics & Finishes binder.

F Select surface finish.
Refer to color addendum at ki.com or KI Fabrics & Finishes binder.
Surface finish offerings are based on edge style selections.

G Select edge color.
Refer to color addendum at ki.com or KI Fabrics & Finishes binder.
Edge color offerings are based on edge style selections.

H Select frame grommet color.
Refer to color addendum at ki.com or KI Fabrics & Finishes binder.

I Select desk color.
Refer to color addendum at ki.com or KI Fabrics & Finishes binder.

True® Desking System

Rectangular Desk

Approx. Packaged Weight	74P Edge (74P)	Knife Edge (KN)	3/8" Wood Band Edge (34S)	Wood Edge Veneer (VN)
57.0#	$ 1314	$ 1427	$ 1631	$ 1748
84.0#	1334	1449	1658	1777
93.0#	1371	1488	1701	1819
100.0#	1447	1571	1791	1917
108.0#	1513	1636	1863	1993
115.0#	1573	1702	1933	2067
128.0#	1651	1784	2022	2159
136.0#	1727	1865	2112	2257
144.0#	1826	1971	2231	2379
89.0#	1349	1466	1678	1798
97.0#	1370	1488	1702	1821
107.0#	1415	1537	1758	1881
116.0#	1479	1606	1833	1962
125.0#	1558	1686	1920	2052
133.0#	1618	1750	1992	2128
142.0#	1697	1834	2084	2224
152.0#	1758	1899	2155	2298
160.0#	1871	2018	2287	2441

FINISH INFORMATION

Additional Laminate Offering
Additional laminates beyond KI standard offering, are available with two weeks extended leadtime. To specify additional laminates, use these designators followed by the supplier's color/pattern code:

Formica - LF/supplier's color pattern code
Nevamar - LN/supplier's color pattern code
Wilsonart - LW/supplier's color pattern code

KI's standard finish is the supplier's recommended finish for that color/pattern.
Note: Nonstandard laminates from these suppliers (example: textured laminates), require an upcharge and additional leadtime. Contact KI.

SPECIAL SERVICES

Special Carton Marking

With specially marked information	N/C

Shipping
Delivered. Shipped **k.d. freight prepaid f.o.b. Pembroke, Ontario K8A 0E1** factory. Freight class #70.

Specifications and prices are subject to change without prior notice.

True® Desking System

Rectangular Desk

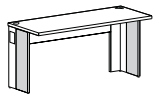

(B) Both transitional

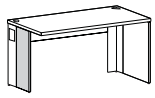

(L) Left transitional

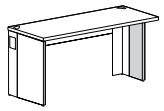

(R) Right transitional

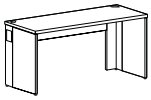

(S) Two full end panels

Rectangular Desk with Partial Modesty Panel

- Consists of top, two legs, modesty panel, two end panels (optional transitional size), ganging plates, and all required assembly hardware
- Each leg has two upper cable access grommet locations
- Top has two cable access grommets above the legs (66" and 72" wide have optional third middle grommet used for mounting stanchions and not intended for routing cables)
- Top grommets allow for attachment of overhead storage units
- Modesty panel allows for optional 10-wire electrical system (see Electrical section)
- Pricing is for two transitional end panels, see "HOW TO BUILD A MODEL NUMBER" below for more options
- NOTE: Rectangular worksurfaces specified with a knife (KN) edge cannot be ganged at 90 degree angles.

MODEL	D x W	MODEL NUMBER								
		Basic Model	Edge Style	End Panel	Center Grom.	Surface Grom. Color	Surface Finish	Edge Color	Frame Grom. Color	Desk Color
	24 x 24"	TR2424/P	□□□	□	NCG	□□	□□□	□□	□□	□□
	24 x 30"	TR2430/P	□□□	□	NCG	□□	□□□	□□	□□	□□
	24 x 36"	TR2436/P	□□□	□	NCG	□□	□□□	□□	□□	□□
	24 x 42"	TR2442/P	□□□	□	NCG	□□	□□□	□□	□□	□□
	24 x 48"	TR2448/P	□□□	□	NCG	□□	□□□	□□	□□	□□
	24 x 54"	TR2454/P	□□□	□	NCG	□□	□□□	□□	□□	□□
	24 x 60"	TR2460/P	□□□	□	NCG	□□	□□□	□□	□□	□□
	24 x 66"	TR2466/P	□□□	□	□□□	□□	□□□	□□	□□	□□
	24 x 72"	TR2472/P	□□□	□	□□□	□□	□□□	□□	□□	□□
	30 x 24"	TR3024/P	□□□	□	NCG	□□	□□□	□□	□□	□□
	30 x 30"	TR3030/P	□□□	□	NCG	□□	□□□	□□	□□	□□
	30 x 36"	TR3036/P	□□□	□	NCG	□□	□□□	□□	□□	□□
	30 x 42"	TR3042/P	□□□	□	NCG	□□	□□□	□□	□□	□□
	30 x 48"	TR3048/P	□□□	□	NCG	□□	□□□	□□	□□	□□
	30 x 54"	TR3054/P	□□□	□	NCG	□□	□□□	□□	□□	□□
	30 x 60"	TR3060/P	□□□	□	NCG	□□	□□□	□□	□□	□□
	30 x 66"	TR3066/P	□□□	□	□□□	□□	□□□	□□	□□	□□
	30 x 72"	TR3072/P	□□□	□	□□□	□□	□□□	□□	□□	□□
			A	B	C	D	E	F	G	H	I

TRUE

HOW TO ORDER

Indicate the following information on order form:

1. Quantity of each item.
2. Model number, including options. See "How To Build a Model Number".
3. Any special service required.

Note:
- The □ indicates that a choice is required.
- The absence of the □ indicates that no choice is required.
- Alpha-numeric characters in place of □ indicate that no other alternatives are available.

HOW TO BUILD A MODEL NUMBER

A Select basic model.

B Select edge style.
KN is not recommended in L-Shaped configurations.

74P	- 74P edge
KN	- Knife edge
34S	- 3/8" Wood band edge
VN	- Wood edge veneer

With 74P, KN and 34S edges, select from laminates for surface finish (Lxx). For edge color, 74P and KN, select from Exx colors and for 34S, select Mxx colors. For VN, select from Mxx for surface finish and do not select an edge color.

C Select end panel.

B	- Two transitional end panels
L	- Left transitional end panel; add $58
R	- Right transitional end panel; add $58
S	- Two full end panels; add $116

D Select desk center grommet option.

NCG	- No center grommet
NCG	- No center grommet
YCG	- Yes center grommet

"YCG" option only available on 66" and 72" wide desks. "YCG" is needed to mount overheads, transaction surfaces or stanchion mounted privacy screens.

E Select surface grommet color.
Refer to color addendum at ki.com or KI Fabrics & Finishes binder.

F Select surface finish.
Refer to color addendum at ki.com or KI Fabrics & Finishes binder.
Surface finish offerings are based on edge style selections.

G Select edge color.
Refer to color addendum at ki.com or KI Fabrics & Finishes binder.
Edge color offerings are based on edge style selections.

H Select frame grommet color.
Refer to color addendum at ki.com or KI Fabrics & Finishes binder.

I Select desk color.
Refer to color addendum at ki.com or KI Fabrics & Finishes binder.

True® Desking System

Rectangular Desk

Approx. Packaged Weight	74P Edge (74P)	Knife Edge (KN)	3/8" Wood Band Edge (34S)	Wood Edge Veneer (VN)
52.0#	$ 1138	$ 1248	$ 1455	$ 1572
78.0#	1156	1273	1481	1601
85.0#	1180	1296	1511	1630
91.0#	1235	1353	1578	1704
97.0#	1254	1381	1606	1734
103.0#	1293	1423	1654	1786
114.0#	1330	1465	1704	1840
120.0#	1385	1522	1770	1914
127.0#	1444	1587	1850	2000
84.0#	1175	1289	1503	1621
91.0#	1189	1310	1523	1645
99.0#	1223	1345	1568	1691
107.0#	1264	1392	1620	1750
114.0#	1300	1432	1664	1797
121.0#	1338	1469	1711	1849
128.0#	1377	1515	1764	1904
136.0#	1415	1555	1811	1957
143.0#	1489	1636	1905	2059

FINISH INFORMATION

Additional Laminate Offering

Additional laminates beyond KI standard offering, are available with two weeks extended leadtime. To specify additional laminates, use these designators followed by the supplier's color/pattern code:

Formica - LF/supplier's color pattern code
Nevamar - LN/supplier's color pattern code
Wilsonart - LW/supplier's color pattern code

KI's standard finish is the supplier's recommended finish for that color/pattern.
Note: Nonstandard laminates from these suppliers (example: textured laminates), require an upcharge and additional leadtime. Contact KI.

SPECIAL SERVICES

Special Carton Marking

With specially marked information	N/C

Shipping

Delivered. Shipped **k.d. freight prepaid f.o.b. Pembroke, Ontario K8A 0E1** factory. Freight class #70.

Specifications and prices are subject to change without prior notice.

True® Desking System

Bow Front Desk

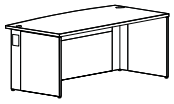

TRUE

Bow Front Desk with Full Modesty Panel

- Consists of top, two legs, modesty panel, filler panel (full modesty panel), and standard depth end panels
- Each leg has two cable access grommet locations
- Top has two cable access grommets above the legs
- Modesty panel allows for optional 10-wire electrical system (see Electrical section)
- "Guest" side of desk has a 6" deep bowed overhang worksurface edge
- Pedestals ordered with Bow Front Desks are required to be undersized from the desk's depth by 12"

MODEL	D x W	MODEL NUMBER								
		Basic Model	Edge Style	End Panel	Center Grom.	Surface Grom. Color	Surface Finish	Edge Color	Frame Grom. Color	Desk Color
		A	B	C	D	E	F	G	H	I
	30 x 60"	TE3060	□□□	S	NCG	□□	□□□	□□	□□	□□
	30 x 66"	TE3066	□□□	S	NCG	□□	□□□	□□	□□	□□
	30 x 72"	TE3072	□□□	S	NCG	□□	□□□	□□	□□	□□
	36 x 60"	TE3660	□□□	S	NCG	□□	□□□	□□	□□	□□
	36 x 66"	TE3666	□□□	S	NCG	□□	□□□	□□	□□	□□
	36 x 72"	TE3672	□□□	S	NCG	□□	□□□	□□	□□	□□

HOW TO ORDER

Indicate the following information on order form:

1. Quantity of each item.
2. Model number, including options. See "How To Build a Model Number".
3. Any special service required.

Note:
- The □ indicates that a choice is required.
- The absence of the □ indicates that no choice is required.
- Alpha-numeric characters in place of □ indicate that no other alternatives are available.

HOW TO BUILD A MODEL NUMBER

A Select basic model.

B Select edge style.
Knife edge (KN) adds 2" to the depth of the desk. KN is not recommended in L-Shaped configurations.

74P	- 74P edge
KN	- Knife edge
34S	- 3/8" Wood band edge
VN	- Wood edge veneer

C Select end panel.

S	- Two full end panels only

Price included in desk price.

D Select desk center grommet option.

NCG	- No center grommet

E Select surface grommet color.
Refer to color addendum at ki.com or KI Fabrics & Finishes binder.

F Select surface finish.
Refer to color addendum at ki.com or KI Fabrics & Finishes binder.
Surface finish offerings are based on edge style selections. With 74P edge (74P), knife edge (KN), and wood band edge laminate (34S), select from laminates. With wood edge veneer (VN), select from veneers.

G Select edge color.
Refer to color addendum at ki.com or KI Fabrics & Finishes binder.
Edge color offerings are based on edge style selections. With 74P edge (74P) and knife edge (KN), select from 74P/knife colors. With wood edge veneer (VN), no edge color selection required. With wood band edge laminate (34S), select wood edge colors.

H Select frame grommet color.
Refer to color addendum at ki.com or KI Fabrics & Finishes binder.

I Select desk color.
Refer to color addendum at ki.com or KI Fabrics & Finishes binder.

True® Desking System

Bow Front Desk

Approx. Packaged Weight	74P Edge (74P)	Knife Edge (KN)	3/8" Wood Band Edge (34S)	Wood Edge Veneer (VN)
134.0#	$ 1881	$ 2070	$ 2410	$ 2601
143.0#	1944	2138	2485	2684
151.0#	2058	2262	2632	2842
153.0#	2158	2376	2763	2982
163.0#	2232	2456	2858	3088
172.0#	2336	2570	2989	3228

FINISH INFORMATION

Additional Laminate Offering
Additional laminates beyond KI standard offering, are available with two weeks extended leadtime. To specify additional laminates, use these designators followed by the supplier's color/pattern code:

Formica - LF/supplier's color pattern code
Nevamar - LN/supplier's color pattern code
Wilsonart - LW/supplier's color pattern code

KI's standard finish is the supplier's recommended finish for that color/pattern.
Note: Nonstandard laminates from these suppliers (example: textured laminates), require an upcharge and additional leadtime. Contact KI.

SPECIAL SERVICES

Special Carton Marking

With specially marked information	N/C

Shipping
Delivered. Shipped **k.d. freight prepaid f.o.b. Pembroke, Ontario K8A 0E1** factory. Freight class #70.

Specifications and prices are subject to change without prior notice.

True® Desking System

Corner Desk

	D x W-LEFT x W-RIGHT x D	MODEL NUMBER								
		Basic Model	Edge Style	End Panel	Center Grom.	Surface Grom. Color	Surface Finish	Edge Color	Frame Grom. Color	Desk Color
	24 x 42 x 42 x 24"	TC24424224/FF	☐☐☐	☐	NCG	☐☐	☐☐☐	☐☐	☐☐	☐☐
TRUE	24 x 48 x 48 x 24"	TC24484824/FF	☐☐☐	☐	NCG	☐☐	☐☐☐	☐☐	☐☐	☐☐
Corner Desk with Full Modesty Panel/ Full Modesty Panel	30 x 48 x 48 x 30"	TC30484830/FF	☐☐☐	☐	NCG	☐☐	☐☐☐	☐☐	☐☐	☐☐
		A	B	C	D	E	F	G	H	I

- See images below
- Consists of top, three legs, two modesty panels, two filler panels (full modesty panel), two end panels (optional transitional size), ganging plates, and all required assembly hardware
- Each leg has two cable access grommet locations
- Top has three cable access grommets above the legs
- Top grommets allow for attachment of overhead storage units
- Modesty panel allows for optional 10-wire electrical system (see Electrical section)
- Pricing is for two transitional end panels, see "HOW TO BUILD A MODEL NUMBER" below for more options

HOW TO ORDER

Indicate the following information on order form:

1. Quantity of each item.
2. Model number, including options. See "How To Build a Model Number".
3. Any special service required.

Note:
- The ☐ indicates that a choice is required.
- The absence of the ☐ indicates that no choice is required.
- Alpha-numeric characters in place of ☐ indicate that no other alternatives are available.

HOW TO BUILD A MODEL NUMBER

A Select basic model.

B Select edge style.
Knife edge (KN) adds 2" to the depth of the desk on the user's side.

74P	- 74P edge
KN	- Knife edge
34S	- 3/8" Wood band edge
VN	- Wood edge veneer

C Select transition end panels.

B	- Two transitional end panels
L	- Left transitional end panel; add $58
R	- Right transitional end panel; add $58
S	- Two full end panels; add $116

D Select desk center grommet option.

NCG	- No center grommet

E Select surface grommet color.
Refer to color addendum at ki.com or KI Fabrics & Finishes binder.

F Select surface finish.
Refer to color addendum at ki.com or KI Fabrics & Finishes binder.
Surface finish offerings are based on edge style selections. With 74P edge (74P), knife edge (KN), and wood band edge laminate (34S), select from laminates. With wood edge veneer (VN), select from veneers.

G Select edge color.
Refer to color addendum at ki.com or KI Fabrics & Finishes binder.
Edge color offerings are based on edge style selections. With 74P edge (74P) and knife edge (KN), select from 74P/knife colors. With wood edge veneer (VN), no edge color selection required. With wood band edge laminate (34S), select wood edge colors.

H Select frame grommet color.
Refer to color addendum at ki.com or KI Fabrics & Finishes binder.

I Select desk color.
Refer to color addendum at ki.com or KI Fabrics & Finishes binder.

True® Desking System

Corner Desk

Approx. Packaged Weight	74P Edge (74P)	Knife Edge (KN)	3/8" Wood Band Edge (34S)	Wood Edge Veneer (VN)
142.0#	$ 1854	$ 1996	$ 2255	$ 2397
156.0#	2076	2232	2514	2673
171.0#	2114	2277	2565	2727

FINISH INFORMATION

Additional Laminate Offering
Additional laminates beyond KI standard offering, are available with two weeks extended leadtime. To specify additional laminates, use these designators followed by the supplier's color/pattern code:

Formica - LF/supplier's color pattern code
Nevamar - LN/supplier's color pattern code
Wilsonart - LW/supplier's color pattern code

KI's standard finish is the supplier's recommended finish for that color/pattern.
Note: Nonstandard laminates from these suppliers (example: textured laminates), require an upcharge and additional leadtime. Contact KI.

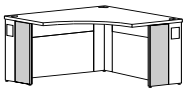

(B) Both transitional

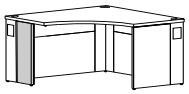

(L) Left transitional

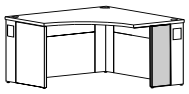

(R) Right transitional

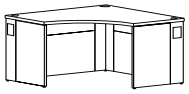

(S) Two full end panels

SPECIAL SERVICES

Special Carton Marking

With specially marked information	N/C

Shipping
Delivered. Shipped **k.d. freight prepaid f.o.b. Pembroke, Ontario K8A 0E1** factory. Freight class #70.

Specifications and prices are subject to change without prior notice.

True® Desking System

Corner Desk

	D x W-LEFT x W-RIGHT x D	MODEL NUMBER								
		Basic Model	Edge Style	End Panel	Center Grom.	Surface Grom. Color	Surface Finish	Edge Color	Frame Grom. Color	Desk Color
	24 x 42 x 42 x 24"	TC24424224/FP	□□□	□	NCG	□□	□□□	□□	□□	□□
TRUE	24 x 48 x 48 x 24"	TC24484824/FP	□□□	□	NCG	□□	□□□	□□	□□	□□
Corner Desk with Full Modesty Panel/ Partial Modesty Panel	30 x 48 x 48 x 30"	TC30484830/FP	□□□	□	NCG	□□	□□□	□□	□□	□□
		A	B	C	D	E	F	G	H	I

- See images below
- Consists of top, three legs, two modesty panels, one filler panel (full modesty panel), two end panels (optional transitional size), ganging plates, and all required assembly hardware
- Each leg has two cable access grommet locations
- Top has three cable access grommets above the legs
- Top grommets allow for attachment of overhead storage units
- Modesty panel allows for optional 10-wire electrical system (see Electrical section)
- Pricing is for two transitional end panels, see "HOW TO BUILD A MODEL NUMBER" below for more options

HOW TO ORDER

Indicate the following information on order form:

1. Quantity of each item.
2. Model number, including options. See "How To Build a Model Number".
3. Any special service required.

Note:
- The □ indicates that a choice is required.
- The absence of the □ indicates that no choice is required.
- Alpha-numeric characters in place of □ indicate that no other alternatives are available.

HOW TO BUILD A MODEL NUMBER

A Select basic model.

B Select edge style.
Knife edge (KN) adds 2" to the depth of the desk on the user's side.

74P	- 74P edge
KN	- Knife edge
34S	- 3/8" Wood band edge
VN	- Wood edge veneer

C Select transition end panels.

B	- Two transitional end panels
L	- Left transitional end panel; add $58
R	- Right transitional end panel; add $58
S	- Two full end panels; add $116

D Select desk center grommet option.

NCG	- No center grommet

E Select surface grommet color.
Refer to color addendum at ki.com or KI Fabrics & Finishes binder.

F Select surface finish.
Refer to color addendum at ki.com or KI Fabrics & Finishes binder.
Surface finish offerings are based on edge style selections. With 74P edge (74P), knife edge (KN), and wood band edge laminate (34S), select from laminates. With wood edge veneer (VN), select from veneers.

G Select edge color.
Refer to color addendum at ki.com or KI Fabrics & Finishes binder.
Edge color offerings are based on edge style selections. With 74P edge (74P) and knife edge (KN), select from 74P/knife colors. With wood edge veneer (VN), no edge color selection required. With wood band edge laminate (34S), select wood edge colors.

H Select frame grommet color.
Refer to color addendum at ki.com or KI Fabrics & Finishes binder.

I Select desk color.
Refer to color addendum at ki.com or KI Fabrics & Finishes binder.

True® Desking System

Corner Desk

Approx. Packaged Weight	74P Edge (74P)	Knife Edge (KN)	3/8" Wood Band Edge (34S)	Wood Edge Veneer (VN)
133.0#	$ 1640	$ 1783	$ 2041	$ 2187
146.0#	1818	1974	2257	2419
161.0#	1858	2018	2305	2472

FINISH INFORMATION

Additional Laminate Offering
Additional laminates beyond KI standard offering, are available with two weeks extended leadtime. To specify additional laminates, use these designators followed by the supplier's color/pattern code:

Formica - LF/supplier's color pattern code
Nevamar - LN/supplier's color pattern code
Wilsonart - LW/supplier's color pattern code

KI's standard finish is the supplier's recommended finish for that color/pattern.
Note: Nonstandard laminates from these suppliers (example: textured laminates), require an upcharge and additional leadtime. Contact KI.

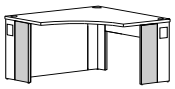

(B) Both transitional

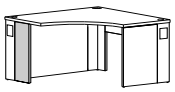

(L) Left transitional

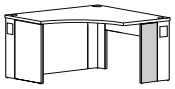

(R) Right transitional

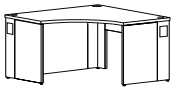

(S) Two full end panels

SPECIAL SERVICES

Special Carton Marking

With specially marked information	N/C

Shipping
Delivered. Shipped **k.d. freight prepaid f.o.b. Pembroke, Ontario K8A 0E1** factory. Freight class #70.

Specifications and prices are subject to change without prior notice.

True® Desking System

Corner Desk

	D x W-LEFT x W-RIGHT x D	MODEL NUMBER								
		Basic Model	Edge Style	End Panel	Center Grom.	Surface Grom. Color	Surface Finish	Edge Color	Frame Grom. Color	Desk Color
	24 x 42 x 42 x 24"	TC24424224/PF	□□□	□	NCG	□□	□□□	□□	□□	□□
TRUE	24 x 48 x 48 x 24"	TC24484824/PF	□□□	□	NCG	□□	□□□	□□	□□	□□
Corner Desk with Partial Modesty Panel/Full Modesty Panel	30 x 48 x 48 x 30"	TC30484830/PF	□□□	□	NCG	□□	□□□	□□	□□	□□
		A	B	C	D	E	F	G	H	I

- See images below
- Consists of top, three legs, two modesty panels, one filler panel (full modesty panel), two end panels (optional transitional size), ganging plates, and all required assembly hardware
- Each leg has two cable access grommet locations
- Top has three cable access grommets above the legs
- Top grommets allow for attachment of overhead storage units
- Modesty panel allows for optional 10-wire electrical system (see Electrical section)
- Pricing is for two transitional end panels, see "HOW TO BUILD A MODEL NUMBER" below for more options

HOW TO ORDER

Indicate the following information on order form:

1. Quantity of each item.
2. Model number, including options. See "How To Build a Model Number".
3. Any special service required.

Note:
- The □ indicates that a choice is required.
- The absence of the □ indicates that no choice is required.
- Alpha-numeric characters in place of □ indicate that no other alternatives are available.

HOW TO BUILD A MODEL NUMBER

A Select basic model.

B Select edge style.
Knife edge (KN) adds 2" to the depth of the desk on the user's side.

74P	- 74P edge
KN	- Knife edge
34S	- 3/8" Wood band edge
VN	- Wood edge veneer

C Select transition end panels.

B	- Two transitional end panels
L	- Left transitional end panel; add $58
R	- Right transitional end panel; add $58
S	- Two full end panels; add $116

D Select desk center grommet option.

NCG	- No center grommet

E Select surface grommet color.
Refer to color addendum at ki.com or KI Fabrics & Finishes binder.

F Select surface finish.
Refer to color addendum at ki.com or KI Fabrics & Finishes binder.
Surface finish offerings are based on edge style selections. With 74P edge (74P), knife edge (KN), and wood band edge laminate (34S), select from laminates. With wood edge veneer (VN), select from veneers.

G Select edge color.
Refer to color addendum at ki.com or KI Fabrics & Finishes binder.
Edge color offerings are based on edge style selections. With 74P edge (74P) and knife edge (KN), select from 74P/knife colors. With wood edge veneer (VN), no edge color selection required. With wood band edge laminate (34S), select wood edge colors.

H Select frame grommet color.
Refer to color addendum at ki.com or KI Fabrics & Finishes binder.

I Select desk color.
Refer to color addendum at ki.com or KI Fabrics & Finishes binder.

True® Desking System

Corner Desk

Approx. Packaged Weight	74P Edge (74P)	Knife Edge (KN)	3/8" Wood Band Edge (34S)	Wood Edge Veneer (VN)
133.0#	$ 1640	$ 1783	$ 2041	$ 2187
146.0#	1818	1974	2257	2419
161.0#	1858	2018	2305	2472

FINISH INFORMATION

Additional Laminate Offering
Additional laminates beyond KI standard offering, are available with two weeks extended leadtime. To specify additional laminates, use these designators followed by the supplier's color/pattern code:

Formica - LF/supplier's color pattern code
Nevamar - LN/supplier's color pattern code
Wilsonart - LW/supplier's color pattern code

KI's standard finish is the supplier's recommended finish for that color/pattern.
Note: Nonstandard laminates from these suppliers (example: textured laminates), require an upcharge and additional leadtime. Contact KI.

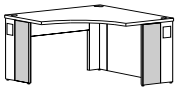

(B) Both transitional

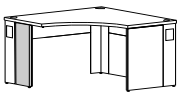

(L) Left transitional

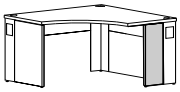

(R) Right transitional

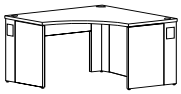

(S) Two full end panels

SPECIAL SERVICES

Special Carton Marking

With specially marked information	N/C

Shipping
Delivered. Shipped **k.d. freight prepaid f.o.b. Pembroke, Ontario K8A 0E1** factory. Freight class #70.

Specifications and prices are subject to change without prior notice.

True® Desking System

Corner Desk

	D x W-LEFT x W-RIGHT x D	MODEL NUMBER								
		Basic Model	Edge Style	End Panel	Center Grom.	Surface Grom. Color	Surface Finish	Edge Color	Frame Grom. Color	Desk Color
	24 x 42 x 42 x 24"	TC24424224/PP	□□□	□	NCG	□□	□□□	□□	□□	□□
TRUE	24 x 48 x 48 x 24"	TC24484824/PP	□□□	□	NCG	□□	□□□	□□	□□	□□
Corner Desk with Partial Modesty Panel/Partial Modesty Panel	30 x 48 x 48 x 30"	TC30484830/PP	□□□	□	NCG	□□	□□□	□□	□□	□□
		A	B	C	D	E	F	G	H	I

- See images below
- Consists of top, three legs, two modesty panels, two end panels (optional transitional size), ganging plates, and all required assembly hardware
- Each leg has two cable access grommet locations
- Top has three cable access grommets above the legs
- Top grommets allow for attachment of overhead storage units
- Modesty panel allows for optional 10-wire electrical system (see Electrical section)
- Pricing is for two transitional end panels, see "HOW TO BUILD A MODEL NUMBER" below for more options

HOW TO ORDER

Indicate the following information on order form:

1. Quantity of each item.
2. Model number, including options. See "How To Build a Model Number".
3. Any special service required.

Note:
- The □ indicates that a choice is required.
- The absence of the □ indicates that no choice is required.
- Alpha-numeric characters in place of □ indicate that no other alternatives are available.

HOW TO BUILD A MODEL NUMBER

A Select basic model.

B Select edge style.
Knife edge (KN) adds 2" to the depth of the desk on the user's side.

74P	- 74P edge
KN	- Knife edge
34S	- 3/8" Wood band edge
VN	- Wood edge veneer

C Select transition end panels.

B	- Two transitional end panels
L	- Left transitional end panel; add $58
R	- Right transitional end panel; add $58
S	- Two full end panels; add $116

D Select desk center grommet option.

NCG	- No center grommet

E Select surface grommet color.
Refer to color addendum at ki.com or KI Fabrics & Finishes binder.

F Select surface finish.
Refer to color addendum at ki.com or KI Fabrics & Finishes binder.
Surface finish offerings are based on edge style selections. With 74P edge (74P), knife edge (KN), and wood band edge laminate (34S), select from laminates. With wood edge veneer (VN), select from veneers.

G Select edge color.
Refer to color addendum at ki.com or KI Fabrics & Finishes binder.
Edge color offerings are based on edge style selections. With 74P edge (74P) and knife edge (KN), select from 74P/knife colors. With wood edge veneer (VN), no edge color selection required. With wood band edge laminate (34S), select wood edge colors.

H Select frame grommet color.
Refer to color addendum at ki.com or KI Fabrics & Finishes binder.

I Select desk color.
Refer to color addendum at ki.com or KI Fabrics & Finishes binder.

True® Desking System

Corner Desk

Approx. Packaged Weight	74P Edge (74P)	Knife Edge (KN)	3/8" Wood Band Edge (34S)	Wood Edge Veneer (VN)
124.0#	$ 1427	$ 1571	$ 1826	$ 1972
135.0#	1563	1717	2001	2159
150.0#	1602	1762	2047	2210

FINISH INFORMATION

Additional Laminate Offering
Additional laminates beyond KI standard offering, are available with two weeks extended leadtime. To specify additional laminates, use these designators followed by the supplier's color/pattern code:

Formica - LF/supplier's color pattern code
Nevamar - LN/supplier's color pattern code
Wilsonart - LW/supplier's color pattern code

KI's standard finish is the supplier's recommended finish for that color/pattern.
Note: Nonstandard laminates from these suppliers (example: textured laminates), require an upcharge and additional leadtime. Contact KI.

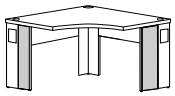
(B) Both transitional

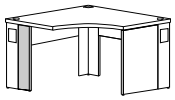
(L) Left transitional

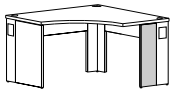
(R) Right transitional

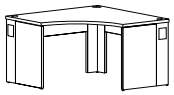
(S) Two full end panels

SPECIAL SERVICES

Special Carton Marking

With specially marked information	N/C

Shipping
Delivered. Shipped **k.d. freight prepaid f.o.b. Pembroke, Ontario K8A 0E1** factory. Freight class #70.

Specifications and prices are subject to change without prior notice.

True® Desking System

Square Shoe Desk

TRUE

Square Shoe Desk with Full Modesty Panel/Full Modesty Panel

- See images below
- Consists of top, three legs, two modesty panels, two filler panels (full modesty panel), two end panels (optional transitional size), ganging plates, and all required assembly hardware
- Each leg has two cable access grommet locations
- Top has three cable access grommets above the legs (66" and 72" wide have an optional fourth middle grommet used for mounting stanchions and not intended for routing cables)
- Top grommets allow for attachment of overhead storage units
- Modesty panel allows for optional 10-wire electrical system (see Electrical section)
- Pricing is for two transitional end panels, see "HOW TO BUILD A MODEL NUMBER" below for more options

	MODEL NUMBER								
D x W-LEFT x W-RIGHT x D	Basic Model	Edge Style	End Panel	Center Grom.	Surface Grom. Color	Surface Finish	Edge Color	Frame Grom. Color	Desk Color
24 x 48 x 60 x 24"	TS24486024/F/FS	□□□	□	NCG	□□	□□□	□□	□□	□□
24 x 48 x 66 x 24"	TS24486624/F/FS	□□□	□	□□□	□□	□□□	□□	□□	□□
24 x 48 x 72 x 24"	TS24487224/F/FS	□□□	□	□□□	□□	□□□	□□	□□	□□
24 x 60 x 48 x 24"	TS24604824/F/FS	□□□	□	NCG	□□	□□□	□□	□□	□□
24 x 66 x 48 x 24"	TS24664824/F/FS	□□□	□	□□□	□□	□□□	□□	□□	□□
24 x 72 x 48 x 24"	TS24724824/F/FS	□□□	□	□□□	□□	□□□	□□	□□	□□
30 x 48 x 60 x 30"	TS30486030/F/FS	□□□	□	NCG	□□	□□□	□□	□□	□□
30 x 48 x 66 x 30"	TS30486630/F/FS	□□□	□	□□□	□□	□□□	□□	□□	□□
30 x 48 x 72 x 30"	TS30487230/F/FS	□□□	□	□□□	□□	□□□	□□	□□	□□
30 x 60 x 48 x 30"	TS30604830/F/FS	□□□	□	NCG	□□	□□□	□□	□□	□□
30 x 66 x 48 x 30"	TS30664830/F/FS	□□□	□	□□□	□□	□□□	□□	□□	□□
30 x 72 x 48 x 30"	TS30724830/F/FS	□□□	□	□□□	□□	□□□	□□	□□	□□
	A	B	C	D	E	F	G	H	I

HOW TO ORDER

Indicate the following information on order form:

1. Quantity of each item.
2. Model number, including options. See "How To Build a Model Number".
3. Any special service required.

Note:
- The □ indicates that a choice is required.
- The absence of the □ indicates that no choice is required.
- Alpha-numeric characters in place of □ indicate that no other alternatives are available.

HOW TO BUILD A MODEL NUMBER

A Select basic model.

B Select edge style.
Knife edge (KN) adds 2" to the depth of the desk on the user's side.

74P	- 74P edge
KN	- Knife edge
34S	- 3/8" Wood band edge
VN	- Wood edge veneer

With 74P, KN and 34S edges, select from laminates for surface finish (Lxx). For edge color, 74P and KN, select from Exx colors and for 34S, select Mxx colors. For VN, select from Mxx for surface finish and do not select an edge color.

C Select transition end panels.

B	- Two transitional end panels
L	- Left transitional end panel; add $58
R	- Right transitional end panel; add $58
S	- Two full end panels; add $116

D Select desk center grommet option.

NCG	- No center grommet
YCG	- Yes center grommet

"YCG" option only available on 66" and 72" wide desks. "YCG" is needed to mount overheads, transaction surfaces or stanchion mounted privacy screens.

E Select surface grommet color.
Refer to color addendum at ki.com or KI Fabrics & Finishes binder.

F Select surface finish.
Refer to color addendum at ki.com or KI Fabrics & Finishes binder.
Surface finish offerings are based on edge style selections.

G Select edge color.
Refer to color addendum at ki.com or KI Fabrics & Finishes binder.
Edge color offerings are based on edge style selections.

H Select frame grommet color.
Refer to color addendum at ki.com or KI Fabrics & Finishes binder.

I Select desk color.
Refer to color addendum at ki.com or KI Fabrics & Finishes binder.

True® Desking System

Square Shoe Desk

Approx. Packaged Weight	74P Edge (74P)	Knife Edge (KN)	3/8" Wood Band Edge (34S)	Wood Edge Veneer (VN)
177.0#	$ 2404	$ 2589	$ 2828	$ 2917
186.0#	2492	2681	2929	3023
193.0#	2584	2782	3035	3132
177.0#	2404	2589	2828	2917
186.0#	2492	2681	2929	3023
193.0#	2584	2782	3035	3132
195.0#	2616	2820	3088	3187
205.0#	2719	2926	3208	3308
211.0#	2845	3067	3355	3464
195.0#	2616	2820	3088	3187
205.0#	2719	2926	3208	3308
211.0#	2845	3067	3355	3464

FINISH INFORMATION

Additional Laminate Offering
Additional laminates beyond KI standard offering, are available with two weeks extended leadtime. To specify additional laminates, use these designators followed by the supplier's color/pattern code:

Formica - LF/supplier's color pattern code
Nevamar - LN/supplier's color pattern code
Wilsonart - LW/supplier's color pattern code

KI's standard finish is the supplier's recommended finish for that color/pattern.
Note: Nonstandard laminates from these suppliers (example: textured laminates), require an upcharge and additional leadtime. Contact KI.

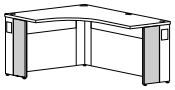

(B) Both transitional

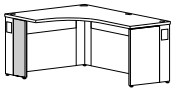

(L) Left transitional

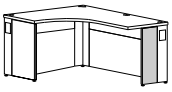

(R) Right transitional

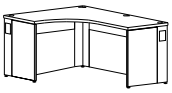

(S) Two full end panels

SPECIAL SERVICES

Special Carton Marking

With specially marked information	N/C

Shipping
Delivered. Shipped **k.d. freight prepaid f.o.b. Pembroke, Ontario K8A 0E1** factory. Freight class #70.

Specifications and prices are subject to change without prior notice.

True® Desking System

Square Shoe Desk

TRUE

Square Shoe Desk with Full Modesty Panel/Partial Modesty Panel

- See images below
- Full modesty panel attached on short (48") side
- Consists of top, three legs, two modesty panels, one filler panel (full modesty panel), two end panels (optional transitional size), ganging plates, and all required assembly hardware
- Each leg has two cable access grommet locations
- Top has three cable access grommets above the legs (66" and 72" wide have an optional fourth middle grommet used for mounting stanchions and not intended for routing cables)
- Top grommets allow for attachment of overhead storage units
- Modesty panel allows for optional 10-wire electrical system (see Electrical section)
- Pricing is for two transitional end panels, see "HOW TO BUILD A MODEL NUMBER" below for more options

	MODEL NUMBER								
D x W-LEFT x W-RIGHT x D	Basic Model	Edge Style	End Panel	Center Grom.	Surface Grom. Color	Surface Finish	Edge Color	Frame Grom. Color	Desk Color
24 x 48 x 60 x 24"	TS24486024/F/PS	□□□	□	NCG	□□	□□□	□□	□□	□□
24 x 48 x 66 x 24"	TS24486624/F/PS	□□□	□	□□□	□□	□□□	□□	□□	□□
24 x 48 x 72 x 24"	TS24487224/F/PS	□□□	□	□□□	□□	□□□	□□	□□	□□
24 x 60 x 48 x 24"	TS24604824/F/PS	□□□	□	NCG	□□	□□□	□□	□□	□□
24 x 66 x 48 x 24"	TS24664824/F/PS	□□□	□	□□□	□□	□□□	□□	□□	□□
24 x 72 x 48 x 24"	TS24724824/F/PS	□□□	□	□□□	□□	□□□	□□	□□	□□
30 x 48 x 60 x 30"	TS30486030/F/PS	□□□	□	NCG	□□	□□□	□□	□□	□□
30 x 48 x 66 x 30"	TS30486630/F/PS	□□□	□	□□□	□□	□□□	□□	□□	□□
30 x 48 x 72 x 30"	TS30487230/F/PS	□□□	□	□□□	□□	□□□	□□	□□	□□
30 x 60 x 48 x 30"	TS30604830/F/PS	□□□	□	NCG	□□	□□□	□□	□□	□□
30 x 66 x 48 x 30"	TS30664830/F/PS	□□□	□	□□□	□□	□□□	□□	□□	□□
30 x 72 x 48 x 30"	TS30724830/F/PS	□□□	□	□□□	□□	□□□	□□	□□	□□
	Ⓐ	Ⓑ	Ⓒ	Ⓓ	Ⓔ	Ⓕ	Ⓖ	Ⓗ	Ⓘ

HOW TO ORDER

Indicate the following information on order form:

1. Quantity of each item.
2. Model number, including options. See "How To Build a Model Number".
3. Any special service required.

Note:
- The □ indicates that a choice is required.
- The absence of the □ indicates that no choice is required.
- Alpha-numeric characters in place of □ indicate that no other alternatives are available.

HOW TO BUILD A MODEL NUMBER

Ⓐ Select basic model.

Ⓑ Select edge style.
Knife edge (KN) adds 2" to the depth of the desk on the user's side.

74P	- 74P edge
KN	- Knife edge
34S	- 3/8" Wood band edge
VN	- Wood edge veneer

With 74P, KN and 34S edges, select from laminates for surface finish (Lxx). For edge color, 74P and KN, select from Exx colors and for 34S, select Mxx colors. For VN, select from Mxx for surface finish and do not select an edge color.

Ⓒ Select transition end panels.

B	- Two transitional end panels
L	- Left transitional end panel; add $58
R	- Right transitional end panel; add $58
S	- Two full end panels; add $116

Ⓓ Select desk center grommet option.

NCG	- No center grommet
YCG	- Yes center grommet

"YCG" option only available on 66" and 72" wide desks. "YCG" is needed to mount overheads, transaction surfaces or stanchion mounted privacy screens.

Ⓔ Select surface grommet color.
Refer to color addendum at ki.com or KI Fabrics & Finishes binder.

Ⓕ Select surface finish.
Refer to color addendum at ki.com or KI Fabrics & Finishes binder.
Surface finish offerings are based on edge style selections.

Ⓖ Select edge color.
Refer to color addendum at ki.com or KI Fabrics & Finishes binder.
Edge color offerings are based on edge style selections.

Ⓗ Select frame grommet color.
Refer to color addendum at ki.com or KI Fabrics & Finishes binder.

Ⓘ Select desk color.
Refer to color addendum at ki.com or KI Fabrics & Finishes binder.

True® Desking System

Square Shoe Desk

Approx. Packaged Weight	74P Edge (74P)	Knife Edge (KN)	3/8" Wood Band Edge (34S)	Wood Edge Veneer (VN)
163.0#	$ 2086	$ 2269	$ 2508	$ 2597
170.0#	2150	2340	2589	2679
176.0#	2204	2397	2654	2749
163.0#	2086	2269	2508	2597
170.0#	2150	2340	2589	2679
176.0#	2204	2397	2654	2749
181.0#	2295	2501	2767	2865
189.0#	2376	2586	2864	2967
194.0#	2462	2687	2973	3083
181.0#	2295	2501	2767	2865
189.0#	2376	2586	2864	2967
194.0#	2462	2687	2973	3083

FINISH INFORMATION

Additional Laminate Offering
Additional laminates beyond KI standard offering, are available with two weeks extended leadtime. To specify additional laminates, use these designators followed by the supplier's color/pattern code:

Formica - LF/supplier's color pattern code
Nevamar - LN/supplier's color pattern code
Wilsonart - LW/supplier's color pattern code

KI's standard finish is the supplier's recommended finish for that color/pattern.
Note: Nonstandard laminates from these suppliers (example: textured laminates), require an upcharge and additional leadtime. Contact KI.

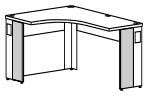
(B) Both transitional

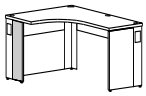
(L) Left transitional

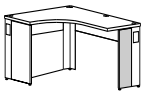
(R) Right transitional

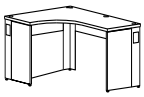
(S) Two full end panels

SPECIAL SERVICES

Special Carton Marking

With specially marked information	N/C

Shipping
Delivered. Shipped **k.d. freight prepaid f.o.b. Pembroke, Ontario K8A 0E1** factory. Freight class #70.

Specifications and prices are subject to change without prior notice.

True® Desking System

Square Shoe Desk

TRUE

Square Shoe Desk with Partial Modesty Panel/Full Modesty Panel

- See images below
- Full modesty panel attached on long (60", 66", or 72") side
- Consists of top, three legs, two modesty panels, one filler panel (full modesty panel), two end panels (optional transitional size), ganging plates, and all required assembly hardware
- Each leg has two cable access grommet locations
- Top has three cable access grommets above the legs (66" and 72" wide have an optional fourth middle grommet used for mounting stanchions and not intended for routing cables)
- Top grommets allow for attachment of overhead storage units
- Modesty panel allows for optional 10-wire electrical system (see Electrical section)
- Pricing is for two transitional end panels, see "HOW TO BUILD A MODEL NUMBER" below for more options

	MODEL NUMBER								
D x W-LEFT x W-RIGHT x D	Basic Model	Edge Style	End Panel	Center Grom.	Surface Grom. Color	Surface Finish	Edge Color	Frame Grom. Color	Desk Color
24 x 48 x 60 x 24"	TS24486024/P/FS	□□□	□	NCG	□□	□□□	□□	□□	□□
24 x 48 x 66 x 24"	TS24486624/P/FS	□□□	□	□□□	□□	□□□	□□	□□	□□
24 x 48 x 72 x 24"	TS24487224/P/FS	□□□	□	□□□	□□	□□□	□□	□□	□□
24 x 60 x 48 x 24"	TS24604824/P/FS	□□□	□	NCG	□□	□□□	□□	□□	□□
24 x 66 x 48 x 24"	TS24664824/P/FS	□□□	□	□□□	□□	□□□	□□	□□	□□
24 x 72 x 48 x 24"	TS24724824/P/FS	□□□	□	□□□	□□	□□□	□□	□□	□□
30 x 48 x 60 x 30"	TS30486030/P/FS	□□□	□	NCG	□□	□□□	□□	□□	□□
30 x 48 x 66 x 30"	TS30486630/P/FS	□□□	□	□□□	□□	□□□	□□	□□	□□
30 x 48 x 72 x 30"	TS30487230/P/FS	□□□	□	□□□	□□	□□□	□□	□□	□□
30 x 60 x 48 x 30"	TS30604830/P/FS	□□□	□	NCG	□□	□□□	□□	□□	□□
30 x 66 x 48 x 30"	TS30664830/P/FS	□□□	□	□□□	□□	□□□	□□	□□	□□
30 x 72 x 48 x 30"	TS30724830/P/FS	□□□	□	□□□	□□	□□□	□□	□□	□□
	A	B	C	D	E	F	G	H	I

HOW TO ORDER

Indicate the following information on order form:

1. Quantity of each item.
2. Model number, including options. See "How To Build a Model Number".
3. Any special service required.

Note:
- The □ indicates that a choice is required.
- The absence of the □ indicates that no choice is required.
- Alpha-numeric characters in place of □ indicate that no other alternatives are available.

HOW TO BUILD A MODEL NUMBER

A Select basic model.

B Select edge style.
Knife edge (KN) adds 2" to the depth of the desk on the user's side.

74P	- 74P edge
KN	- Knife edge
34S	- 3/8" Wood band edge
VN	- Wood edge veneer

With 74P, KN and 34S edges, select from laminates for surface finish (Lxx). For edge color, 74P and KN, select from Exx colors and for 34S, select Mxx colors. For VN, select from Mxx for surface finish and do not select an edge color.

C Select transition end panels.

B	- Two transitional end panels
L	- Left transitional end panel; add $58
R	- Right transitional end panel; add $58
S	- Two full end panels; add $116

D Select desk center grommet option.

NCG	- No center grommet
YCG	- Yes center grommet

"YCG" option only available on 66" and 72" wide desks. "YCG" is needed to mount overheads, transaction surfaces or stanchion mounted privacy screens.

E Select surface grommet color.
Refer to color addendum at ki.com or KI Fabrics & Finishes binder.

F Select surface finish.
Refer to color addendum at ki.com or KI Fabrics & Finishes binder.
Surface finish offerings are based on edge style selections.

G Select edge color.
Refer to color addendum at ki.com or KI Fabrics & Finishes binder.
Edge color offerings are based on edge style selections.

H Select frame grommet color.
Refer to color addendum at ki.com or KI Fabrics & Finishes binder.

I Select desk color.
Refer to color addendum at ki.com or KI Fabrics & Finishes binder.

True® Desking System

Square Shoe Desk

Approx. Packaged Weight	74P Edge (74P)	Knife Edge (KN)	3/8" Wood Band Edge (34S)	Wood Edge Veneer (VN)
166.0#	$ 2147	$ 2331	$ 2571	$ 2662
175.0#	2234	2425	2672	2766
182.0#	2329	2524	2779	2872
166.0#	2147	2331	2571	2662
175.0#	2234	2425	2672	2766
182.0#	2329	2524	2779	2872
184.0#	2359	2564	2829	2926
194.0#	2459	2671	2951	3051
200.0#	2589	2809	3099	3206
184.0#	2359	2564	2829	2926
194.0#	2459	2671	2951	3051
200.0#	2589	2809	3099	3206

FINISH INFORMATION

Additional Laminate Offering
Additional laminates beyond KI standard offering, are available with two weeks extended leadtime. To specify additional laminates, use these designators followed by the supplier's color/pattern code:

Formica - LF/supplier's color pattern code
Nevamar - LN/supplier's color pattern code
Wilsonart - LW/supplier's color pattern code

KI's standard finish is the supplier's recommended finish for that color/pattern.
Note: Nonstandard laminates from these suppliers (example: textured laminates), require an upcharge and additional leadtime. Contact KI.

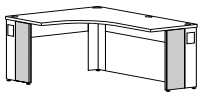

(B) Both transitional

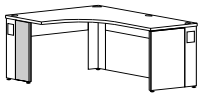

(L) Left transitional

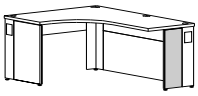

(R) Right transitional

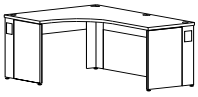

(S) Two full end panels

SPECIAL SERVICES

Special Carton Marking

With specially marked information	N/C

Shipping
Delivered. Shipped **k.d. freight prepaid f.o.b. Pembroke, Ontario K8A 0E1** factory. Freight class #70.

Specifications and prices are subject to change without prior notice.

True® Desking System

Square Shoe Desk

TRUE

Square Shoe Desk with Partial Modesty Panel/Partial Modesty Panel

- See images below
- Consists of top, three legs, two modesty panels, two end panels (optional transitional size), ganging plates, and all required assembly hardware
- Each leg has two cable access grommet locations
- Top has three cable access grommets above the legs (66" and 72" wide have an optional fourth middle grommet used for mounting stanchions and not intended for routing cables)
- Top grommets allow for attachment of overhead storage units
- Modesty panel allows for optional 10-wire electrical system (see Electrical section)
- Pricing is for two transitional end panels, see "HOW TO BUILD A MODEL NUMBER" below for more options

	MODEL NUMBER								
D x W-LEFT x W-RIGHT x D	Basic Model	Edge Style	End Panel	Center Grom.	Surface Grom. Color	Surface Finish	Edge Color	Frame Grom. Color	Desk Color
24 x 48 x 60 x 24"	TS24486024/P/PS	□□□	□	NCG	□□	□□□	□□	□□	□□
24 x 48 x 66 x 24"	TS24486624/P/PS	□□□	□	□□□	□□	□□□	□□	□□	□□
24 x 48 x 72 x 24"	TS24487224/P/PS	□□□	□	□□□	□□	□□□	□□	□□	□□
24 x 60 x 48 x 24"	TS24604824/P/PS	□□□	□	NCG	□□	□□□	□□	□□	□□
24 x 66 x 48 x 24"	TS24664824/P/PS	□□□	□	□□□	□□	□□□	□□	□□	□□
24 x 72 x 48 x 24"	TS24724824/P/PS	□□□	□	□□□	□□	□□□	□□	□□	□□
30 x 48 x 60 x 30"	TS30486030/P/PS	□□□	□	NCG	□□	□□□	□□	□□	□□
30 x 48 x 66 x 30"	TS30486630/P/PS	□□□	□	□□□	□□	□□□	□□	□□	□□
30 x 48 x 72 x 30"	TS30487230/P/PS	□□□	□	□□□	□□	□□□	□□	□□	□□
30 x 60 x 48 x 30"	TS30604830/P/PS	□□□	□	NCG	□□	□□□	□□	□□	□□
30 x 66 x 48 x 30"	TS30664830/P/PS	□□□	□	□□□	□□	□□□	□□	□□	□□
30 x 72 x 48 x 30"	TS30724830/P/PS	□□□	□	□□□	□□	□□□	□□	□□	□□
	A	B	C	D	E	F	G	H	I

HOW TO ORDER

Indicate the following information on order form:
1. Quantity of each item.
2. Model number, including options. See "How To Build a Model Number".
3. Any special service required.

Note:
- The □ indicates that a choice is required.
- The absence of the □ indicates that no choice is required.
- Alpha-numeric characters in place of □ indicate that no other alternatives are available.

HOW TO BUILD A MODEL NUMBER

A Select basic model.

B Select edge style.
Knife edge (KN) adds 2" to the depth of the desk on the user's side.

74P	- 74P edge
KN	- Knife edge
34S	- 3/8" Wood band edge
VN	- Wood edge veneer

With 74P, KN and 34S edges, select from laminates for surface finish (Lxx). For edge color, 74P and KN, select from Exx colors and for 34S, select Mxx colors. For VN, select from Mxx for surface finish and do not select an edge color.

C Select transition end panels.

B	- Two transitional end panels
L	- Left transitional end panel; add $58
R	- Right transitional end panel; add $58
S	- Two full end panels; add $116

D Select desk center grommet option.

NCG	- No center grommet
YCG	- Yes center grommet

"YCG" option only available on 66" and 72" wide desks. "YCG" is needed to mount overheads, transaction surfaces or stanchion mounted privacy screens.

E Select surface grommet color.
Refer to color addendum at ki.com or KI Fabrics & Finishes binder.

F Select surface finish.
Refer to color addendum at ki.com or KI Fabrics & Finishes binder.
Surface finish offerings are based on edge style selections.

G Select edge color.
Refer to color addendum at ki.com or KI Fabrics & Finishes binder.
Edge color offerings are based on edge style selections.

H Select frame grommet color.
Refer to color addendum at ki.com or KI Fabrics & Finishes binder.

I Select desk color.
Refer to color addendum at ki.com or KI Fabrics & Finishes binder.

True® Desking System

Square Shoe Desk

Approx. Packaged Weight	74P Edge (74P)	Knife Edge (KN)	3/8" Wood Band Edge (34S)	Wood Edge Veneer (VN)
152.0#	$ 1827	$ 2012	$ 2252	$ 2340
159.0#	1896	2084	2331	2424
165.0#	1948	2142	2395	2490
152.0#	1827	2012	2252	2340
159.0#	1896	2084	2331	2424
165.0#	1948	2142	2395	2490
170.0#	2039	2242	2509	2609
178.0#	2115	2330	2608	2710
183.0#	2206	2428	2719	2826
170.0#	2039	2242	2509	2609
178.0#	2115	2330	2608	2710
183.0#	2206	2428	2719	2826

FINISH INFORMATION

Additional Laminate Offering
Additional laminates beyond KI standard offering, are available with two weeks extended leadtime. To specify additional laminates, use these designators followed by the supplier's color/pattern code:

Formica - LF/supplier's color pattern code
Nevamar - LN/supplier's color pattern code
Wilsonart - LW/supplier's color pattern code

KI's standard finish is the supplier's recommended finish for that color/pattern.
Note: Nonstandard laminates from these suppliers (example: textured laminates), require an upcharge and additional leadtime. Contact KI.

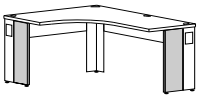
(B) Both transitional

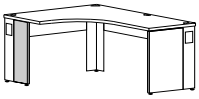
(L) Left transitional

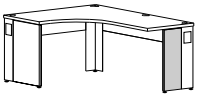
(R) Right transitional

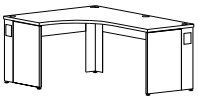
(S) Two full end panels

SPECIAL SERVICES

Special Carton Marking

With specially marked information N/C

Shipping
Delivered. Shipped **k.d. freight prepaid f.o.b. Pembroke, Ontario K8A 0E1** factory. Freight class #70.

Specifications and prices are subject to change without prior notice.

True® Desking System

D-Shaped Desk

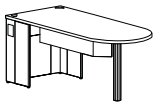

TRUE

D-Shaped Desk with Full Modesty Panel/ Partial Guest Modesty Panel

- Consists of top, two legs, modesty panel, filler panel (full modesty panel on 24", 30" or 36" side), two transitional size end panels, ganging plates, one round leg, one 9" tall steel guest modesty panel along the long side, and all required assembly hardware
- Each leg has two cable access grommet locations
- Top has two cable access grommets above the corner legs
- Top grommets allow for attachment of overhead storage units
- Modesty panel allows for optional 10-wire electrical system (see Electrical section)

MODEL	D x W	MODEL NUMBER: Basic Model	Edge Style	Surface Grom. Color	Surface Finish	Edge Color	Frame Grom. Color	Desk Color	Approx. Packaged Weight
	24 x 48"	TD2448/F/G	□□□	□□	□□□	□□	□□	□□	92.0#
	24 x 54"	TD2454/F/G	□□□	□□	□□□	□□	□□	□□	98.0#
	24 x 60"	TD2460/F/G	□□□	□□	□□□	□□	□□	□□	104.0#
	24 x 66"	TD2466/F/G	□□□	□□	□□□	□□	□□	□□	110.0#
	24 x 72"	TD2472/F/G	□□□	□□	□□□	□□	□□	□□	116.0#
	30 x 48"	TD3048/F/G	□□□	□□	□□□	□□	□□	□□	103.0#
	30 x 54"	TD3054/F/G	□□□	□□	□□□	□□	□□	□□	110.0#
	30 x 60"	TD3060/F/G	□□□	□□	□□□	□□	□□	□□	117.0#
	30 x 66"	TD3066/F/G	□□□	□□	□□□	□□	□□	□□	125.0#
	30 x 72"	TD3072/F/G	□□□	□□	□□□	□□	□□	□□	132.0#
	36 x 48"	TD3648/F/G	□□□	□□	□□□	□□	□□	□□	115.0#
	36 x 54"	TD3654/F/G	□□□	□□	□□□	□□	□□	□□	123.0#
	36 x 60"	TD3660/F/G	□□□	□□	□□□	□□	□□	□□	132.0#
	36 x 66"	TD3666/F/G	□□□	□□	□□□	□□	□□	□□	140.0#
	36 x 72"	TD3672/F/G	□□□	□□	□□□	□□	□□	□□	149.0#
		A	B	C	D	E	F	G	

HOW TO ORDER

Indicate the following information on order form:

1. Quantity of each item.
2. Model number, including options. See "How To Build a Model Number".
3. Any special service required.

Note:
- The □ indicates that a choice is required.
- The absence of the □ indicates that no choice is required.
- Alpha-numeric characters in place of □ indicate that no other alternatives are available.

HOW TO BUILD A MODEL NUMBER

A Select basic model.

B Select edge style.

74P	- 74P edge
34S	- 3/8" Wood band edge
VN	- Wood edge veneer

C Select surface grommet color.
Refer to color addendum at ki.com or KI Fabrics & Finishes binder.

D Select surface finish.
Refer to color addendum at ki.com or KI Fabrics & Finishes binder.
Surface finish offerings are based on edge style selections. With 74P edge (74P) and wood band edge (34S), select from laminates. With wood edge veneer (VN), select from veneers.

E Select edge color.
Refer to color addendum at ki.com or KI Fabrics & Finishes binder.
Edge color offerings are based on edge style selections. With 74P edge (74P), select from 74P colors. With wood edge veneer (VN), no edge color selection required. With wood band edge (34S), select wood edge colors.

F Select frame grommet color.
Refer to color addendum at ki.com or KI Fabrics & Finishes binder.

G Select desk color.
Refer to color addendum at ki.com or KI Fabrics & Finishes binder.

FINISH INFORMATION

Additional Laminate Offering

Additional laminates beyond KI standard offering, are available with two weeks extended leadtime. To specify additional laminates, use these designators followed by the supplier's color/pattern code:

Formica - LF/supplier's color pattern code
Nevamar - LN/supplier's color pattern code
Wilsonart - LW/supplier's color pattern code

KI's standard finish is the supplier's recommended finish for that color/pattern.
Note: Nonstandard laminates from these suppliers (example: textured laminates), require an upcharge and additional leadtime. Contact KI.

True® Desking System

D-Shaped Desk

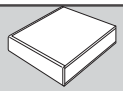 74P Edge (74P)	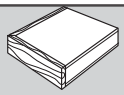 3/8" Wood Band Edge (34S)	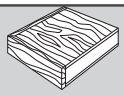 Wood Edge Veneer (VN)
$ 1777	$ 2084	$ 2226
1816	2138	2281
1855	2189	2336
1897	2239	2392
1932	2294	2450
1923	2101	2248
1962	2156	2302
2003	2207	2359
2042	2259	2413
2083	2314	2472
2070	2123	2267
2109	2174	2324
2149	2230	2380
2190	2280	2435
2230	2331	2489

SPECIAL SERVICES

Special Carton Marking

With specially marked information N/C

Shipping

Delivered. Shipped **k.d. freight prepaid f.o.b. Pembroke, Ontario K8A 0E1** factory. Freight class #70.

Specifications and prices are subject to change without prior notice.

True® Desking System

D-Shaped Desk

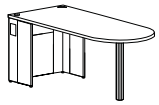

TRUE

D-Shaped Desk with Full Modesty Panel/ No Partial Guest Modesty Panel

- Consists of top, two legs, modesty panel, filler panel (full modesty panel on the 24", 30" or 36" side), two transitional size end panels, ganging plates, one round leg, and all required assembly hardware
- Each leg has two cable access grommet locations
- Top has two cable access grommets above the corner legs
- Top grommets allow for attachment of overhead storage units
- Modesty panel allows for optional 10-wire electrical system (see Electrical section)

MODEL	D x W	MODEL NUMBER: Basic Model	Edge Style	Surface Grom. Color	Surface Finish	Edge Color	Frame Grom. Color	Desk Color	Approx. Packaged Weight
	24 x 48"	TD2448/F/A	□□□	□□	□□□	□□	□□	□□	87.0#
	24 x 54"	TD2454/F/A	□□□	□□	□□□	□□	□□	□□	92.0#
	24 x 60"	TD2460/F/A	□□□	□□	□□□	□□	□□	□□	97.0#
	24 x 66"	TD2466/F/A	□□□	□□	□□□	□□	□□	□□	102.0#
	24 x 72"	TD2472/F/A	□□□	□□	□□□	□□	□□	□□	107.0#
	30 x 48"	TD3048/F/A	□□□	□□	□□□	□□	□□	□□	98.0#
	30 x 54"	TD3054/F/A	□□□	□□	□□□	□□	□□	□□	104.0#
	30 x 60"	TD3060/F/A	□□□	□□	□□□	□□	□□	□□	110.0#
	30 x 66"	TD3066/F/A	□□□	□□	□□□	□□	□□	□□	117.0#
	30 x 72"	TD3072/F/A	□□□	□□	□□□	□□	□□	□□	123.0#
	36 x 48"	TD3648/F/A	□□□	□□	□□□	□□	□□	□□	110.0#
	36 x 54"	TD3654/F/A	□□□	□□	□□□	□□	□□	□□	117.0#
	36 x 60"	TD3660/F/A	□□□	□□	□□□	□□	□□	□□	125.0#
	36 x 66"	TD3666/F/A	□□□	□□	□□□	□□	□□	□□	132.0#
	36 x 72"	TD3672/F/A	□□□	□□	□□□	□□	□□	□□	140.0#
		Ⓐ	Ⓑ	Ⓒ	Ⓓ	Ⓔ	Ⓕ	Ⓖ	

HOW TO ORDER

Indicate the following information on order form:

1. Quantity of each item.
2. Model number, including options. See "How To Build a Model Number".
3. Any special service required.

Note:
- The □ indicates that a choice is required.
- The absence of the □ indicates that no choice is required.
- Alpha-numeric characters in place of □ indicate that no other alternatives are available.

HOW TO BUILD A MODEL NUMBER

Ⓐ Select basic model.

Ⓑ Select edge style.

74P	- 74P edge
34S	- 3/8" Wood band edge
VN	- Wood edge veneer

Ⓒ Select surface grommet color.
Refer to color addendum at ki.com or KI Fabrics & Finishes binder.

Ⓓ Select surface finish.
Refer to color addendum at ki.com or KI Fabrics & Finishes binder.
Surface finish offerings are based on edge style selections. With 74P edge (74P) and wood band edge (34S), select from laminates. With wood edge veneer (VN), select from veneers.

Ⓔ Select edge color.
Refer to color addendum at ki.com or KI Fabrics & Finishes binder.
Edge color offerings are based on edge style selections. With 74P edge (74P), select from 74P colors. With wood edge veneer (VN), no edge color selection required. With wood band edge (34S), select wood edge colors.

Ⓕ Select frame grommet color.
Refer to color addendum at ki.com or KI Fabrics & Finishes binder.

Ⓖ Select desk color.
Refer to color addendum at ki.com or KI Fabrics & Finishes binder.

FINISH INFORMATION

Additional Laminate Offering

Additional laminates beyond KI standard offering, are available with two weeks extended leadtime. To specify additional laminates, use these designators followed by the supplier's color/pattern code:

Formica - LF/supplier's color pattern code
Nevamar - LN/supplier's color pattern code
Wilsonart - LW/supplier's color pattern code

KI's standard finish is the supplier's recommended finish for that color/pattern.
Note: Nonstandard laminates from these suppliers (example: textured laminates), require an upcharge and additional leadtime. Contact KI.

True® Desking System

D-Shaped Desk

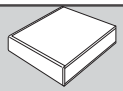 74P Edge (74P)	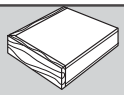 3/8" Wood Band Edge (34S)	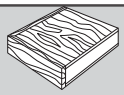 Wood Edge Veneer (VN)
$ 1645	$ 1952	$ 2094
1674	1994	2140
1703	2036	2183
1732	2076	2229
1760	2118	2277
1791	1971	2112
1819	2013	2159
1850	2057	2205
1878	2096	2250
1907	2140	2295
1939	1992	2138
1967	2033	2182
1996	2076	2229
2025	2114	2270
2057	2157	2316

SPECIAL SERVICES

Special Carton Marking

With specially marked information N/C

Shipping

Delivered. Shipped **k.d. freight prepaid f.o.b. Pembroke, Ontario K8A 0E1** factory. Freight class #70.

Specifications and prices are subject to change without prior notice.

True® Desking System

D-Shaped Desk

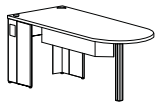

TRUE

D-Shaped Desk with Partial Modesty Panel/Partial Guest Modesty Panel

- Consists of top, two legs, modesty panel, two transitional size end panels, ganging plates, one round leg, one 9" tall steel guest modesty panel along the long side, and all required assembly hardware
- Each leg has two cable access grommet locations
- Top has two cable access grommets above the corner legs
- Top grommets allow for attachment of overhead storage units
- Modesty panel allows for optional 10-wire electrical system (see Electrical section)

MODEL	D x W	MODEL NUMBER: Basic Model	Edge Style	Surface Grom. Color	Surface Finish	Edge Color	Frame Grom. Color	Desk Color	Approx. Packaged Weight
	24 x 48"	TD2448/P/G	□□□	□□	□□□	□□	□□	□□	87.0#
	24 x 54"	TD2454/P/G	□□□	□□	□□□	□□	□□	□□	93.0#
	24 x 60"	TD2460/P/G	□□□	□□	□□□	□□	□□	□□	99.0#
	24 x 66"	TD2466/P/G	□□□	□□	□□□	□□	□□	□□	105.0#
	24 x 72"	TD2472/P/G	□□□	□□	□□□	□□	□□	□□	111.0#
	30 x 48"	TD3048/P/G	□□□	□□	□□□	□□	□□	□□	97.0#
	30 x 54"	TD3054/P/G	□□□	□□	□□□	□□	□□	□□	104.0#
	30 x 60"	TD3060/P/G	□□□	□□	□□□	□□	□□	□□	111.0#
	30 x 66"	TD3066/P/G	□□□	□□	□□□	□□	□□	□□	119.0#
	30 x 72"	TD3072/P/G	□□□	□□	□□□	□□	□□	□□	126.0#
	36 x 48"	TD3648/P/G	□□□	□□	□□□	□□	□□	□□	107.0#
	36 x 54"	TD3654/P/G	□□□	□□	□□□	□□	□□	□□	115.0#
	36 x 60"	TD3660/P/G	□□□	□□	□□□	□□	□□	□□	124.0#
	36 x 66"	TD3666/P/G	□□□	□□	□□□	□□	□□	□□	132.0#
	36 x 72"	TD3672/P/G	□□□	□□	□□□	□□	□□	□□	141.0#
		Ⓐ	Ⓑ	Ⓒ	Ⓓ	Ⓔ	Ⓕ	Ⓖ	

HOW TO ORDER

Indicate the following information on order form:

1. Quantity of each item.
2. Model number, including options. See "How To Build a Model Number".
3. Any special service required.

Note:
- The □ indicates that a choice is required.
- The absence of the □ indicates that no choice is required.
- Alpha-numeric characters in place of □ indicate that no other alternatives are available.

HOW TO BUILD A MODEL NUMBER

Ⓐ Select basic model.

Ⓑ Select edge style.

74P	- 74P edge
34S	- 3/8" Wood band edge
VN	- Wood edge veneer

Ⓒ Select surface grommet color.
Refer to color addendum at ki.com or KI Fabrics & Finishes binder.

Ⓓ Select surface finish.
Refer to color addendum at ki.com or KI Fabrics & Finishes binder.
Surface finish offerings are based on edge style selections. With 74P edge (74P) and wood band edge (34S), select from laminates. With wood edge veneer (VN), select from veneers.

Ⓔ Select edge color.
Refer to color addendum at ki.com or KI Fabrics & Finishes binder.
Edge color offerings are based on edge style selections. With 74P edge (74P), select from 74P colors. With wood edge veneer (VN), no edge color selection required. With wood band edge (34S), select wood edge colors..

Ⓕ Select frame grommet color.
Refer to color addendum at ki.com or KI Fabrics & Finishes binder.

Ⓖ Select desk color.
Refer to color addendum at ki.com or KI Fabrics & Finishes binder.

FINISH INFORMATION

Additional Laminate Offering

Additional laminates beyond KI standard offering, are available with two weeks extended leadtime. To specify additional laminates, use these designators followed by the supplier's color/pattern code:

Formica - LF/supplier's color pattern code
Nevamar - LN/supplier's color pattern code
Wilsonart - LW/supplier's color pattern code

KI's standard finish is the supplier's recommended finish for that color/pattern.
Note: Nonstandard laminates from these suppliers (example: textured laminates), require an upcharge and additional leadtime. Contact KI.

True® Desking System

D-Shaped Desk

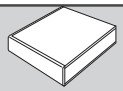 74P Edge (74P)	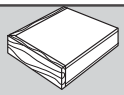 3/8" Wood Band Edge (34S)	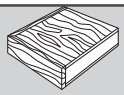 Wood Edge Veneer (VN)
$ 1601	$ 1905	$ 2046
1639	1959	2103
1678	2011	2158
1717	2065	2212
1757	2115	2274
1745	1924	2069
1785	1977	2126
1825	2031	2182
1865	2084	2234
1904	2138	2293
1896	1946	2091
1932	2000	2145
1972	2051	2204
2012	2101	2257
2051	2155	2314

SPECIAL SERVICES

Special Carton Marking

With specially marked information N/C

Shipping

Delivered. Shipped **k.d. freight prepaid f.o.b. Pembroke, Ontario K8A 0E1** factory. Freight class #70.

Specifications and prices are subject to change without prior notice.

True® Desking System

D-Shaped Desk

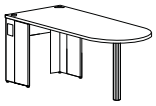

TRUE

D-Shaped Desk w/Partial Modesty Panel/ No Partial Guest Modesty Panel

- Consists of top, two legs, modesty panel, two transitional size end panels, ganging plates, one round leg, and all required assembly hardware
- Each leg has two cable access grommet locations
- Top has two cable access grommets above the corner legs
- Top grommets allow for attachment of overhead storage units
- Modesty panel allows for optional 10-wire electrical system (see Electrical section)

MODEL	D x W	MODEL NUMBER: Basic Model	Edge Style	Surface Grom. Color	Surface Finish	Edge Color	Frame Grom. Color	Desk Color	Approx. Packaged Weight
	24 x 48"	TD2448/P/A	□□□	□□	□□□	□□	□□	□□	82.0#
	24 x 54"	TD2454/P/A	□□□	□□	□□□	□□	□□	□□	87.0#
	24 x 60"	TD2460/P/A	□□□	□□	□□□	□□	□□	□□	92.0#
	24 x 66"	TD2466/P/A	□□□	□□	□□□	□□	□□	□□	97.0#
	24 x 72"	TD2472/P/A	□□□	□□	□□□	□□	□□	□□	102.0#
	30 x 48"	TD3048/P/A	□□□	□□	□□□	□□	□□	□□	92.0#
	30 x 54"	TD3054/P/A	□□□	□□	□□□	□□	□□	□□	98.0#
	30 x 60"	TD3060/P/A	□□□	□□	□□□	□□	□□	□□	104.0#
	30 x 66"	TD3066/P/A	□□□	□□	□□□	□□	□□	□□	111.0#
	30 x 72"	TD3072/P/A	□□□	□□	□□□	□□	□□	□□	117.0#
	36 x 48"	TD3648/P/A	□□□	□□	□□□	□□	□□	□□	102.0#
	36 x 54"	TD3654/P/A	□□□	□□	□□□	□□	□□	□□	109.0#
	36 x 60"	TD3660/P/A	□□□	□□	□□□	□□	□□	□□	117.0#
	36 x 66"	TD3666/P/A	□□□	□□	□□□	□□	□□	□□	124.0#
	36 x 72"	TD3672/P/A	□□□	□□	□□□	□□	□□	□□	132.0#
		Ⓐ	Ⓑ	Ⓒ	Ⓓ	Ⓔ	Ⓕ	Ⓖ	

HOW TO ORDER

Indicate the following information on order form:

1. Quantity of each item.
2. Model number, including options. See "How To Build a Model Number".
3. Any special service required.

Note:
- The □ indicates that a choice is required.
- The absence of the □ indicates that no choice is required.
- Alpha-numeric characters in place of □ indicate that no other alternatives are available.

HOW TO BUILD A MODEL NUMBER

Ⓐ Select basic model.

Ⓑ Select edge style.

74P	- 74P edge
34S	- 3/8" Wood band edge
VN	- Wood edge veneer

Ⓒ Select surface grommet color.
Refer to color addendum at ki.com or KI Fabrics & Finishes binder.

Ⓓ Select surface finish.
Refer to color addendum at ki.com or KI Fabrics & Finishes binder.
Surface finish offerings are based on edge style selections. With 74P edge (74P) and wood band edge (34S), select from laminates. With wood edge veneer (VN), select from veneers.

Ⓔ Select edge color.
Refer to color addendum at ki.com or KI Fabrics & Finishes binder.
Edge color offerings are based on edge style selections. With 74P edge (74P), select from 74P colors. With wood edge veneer (VN), no edge color selection required. With wood band edge (34S), select wood edge colors.

Ⓕ Select frame grommet color.
Refer to color addendum at ki.com or KI Fabrics & Finishes binder.

Ⓖ Select desk color.
Refer to color addendum at ki.com or KI Fabrics & Finishes binder.

FINISH INFORMATION

Additional Laminate Offering

Additional laminates beyond KI standard offering, are available with two weeks extended leadtime. To specify additional laminates, use these designators followed by the supplier's color/pattern code:

Formica - LF/supplier's color pattern code
Nevamar - LN/supplier's color pattern code
Wilsonart - LW/supplier's color pattern code

KI's standard finish is the supplier's recommended finish for that color/pattern.
Note: Nonstandard laminates from these suppliers (example: textured laminates), require an upcharge and additional leadtime. Contact KI.

True® Desking System

D-Shaped Desk

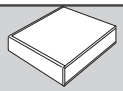 74P Edge (74P)	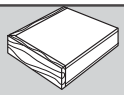 3/8" Wood Band Edge (34S)	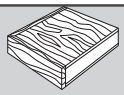 Wood Edge Veneer (VN)
$ 1467	$ 1772	$ 1916
1495	1816	1961
1524	1856	2006
1554	1900	2049
1580	1945	2099
1617	1793	1936
1643	1837	1981
1672	1878	2028
1702	1919	2071
1729	1961	2117
1762	1814	1959
1790	1855	2004
1818	1900	2049
1849	1939	2094
1878	1979	2140

SPECIAL SERVICES

Special Carton Marking

With specially marked information N/C

Shipping

Delivered. Shipped **k.d. freight prepaid f.o.b. Pembroke, Ontario K8A 0E1** factory. Freight class #70.

Specifications and prices are subject to change without prior notice.

True® Desking System

P-Shaped Desk

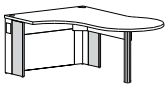

(B) Both transitional (Right)

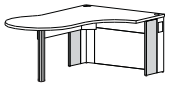

(B) Both transitional (Left)

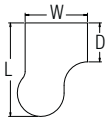

(Left)

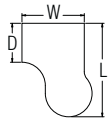

(Right)

P-Shaped Desk top view

P-Shaped Desk with Full Modesty Panel/ Partial Guest Modesty Panel

- Consists of top, two legs, modesty panel, filler panel (full modesty panel on the 48" side), two transitional size end panels, ganging plates, one round leg, one 9" tall steel guest modesty panel along the long side, and all required assembly hardware
- Each leg has two cable access grommet locations
- Top has two cable access grommets above the corner legs
- Top grommets allow for attachment of overhead storage units
- Modesty panel allows for optional 10-wire electrical system (see Electrical section)
- P-end is 18" radius

MODEL	Dir.	D x W x L	MODEL NUMBER: Basic Model	Edge Style	End Panel	Surface Grom. Color	Surface Finish	Edge Color	Frame Grom. Color	Desk Color
	Right	24 x 48 x 60"	TP244860/F/G	□□□	□	□□	□□□	□□	□□	□□
	Right	24 x 48 x 66"	TP244866/F/G	□□□	□	□□	□□□	□□	□□	□□
	Right	24 x 48 x 72"	TP244872/F/G	□□□	□	□□	□□□	□□	□□	□□
	Right	30 x 48 x 66"	TP304866/F/G	□□□	□	□□	□□□	□□	□□	□□
	Right	30 x 48 x 72"	TP304872/F/G	□□□	□	□□	□□□	□□	□□	□□
	Left	24 x 48 x 60"	TP604824/F/G	□□□	□	□□	□□□	□□	□□	□□
	Left	24 x 48 x 66"	TP664824/F/G	□□□	□	□□	□□□	□□	□□	□□
	Left	24 x 48 x 72"	TP724824/F/G	□□□	□	□□	□□□	□□	□□	□□
	Left	30 x 48 x 66"	TP664830/F/G	□□□	□	□□	□□□	□□	□□	□□
	Left	30 x 48 x 72"	TP724830/F/G	□□□	□	□□	□□□	□□	□□	□□
				A	B	C	D	E	F	G	H

TRUE

HOW TO ORDER

Indicate the following information on order form:
1. Quantity of each item.
2. Model number, including options. See "How To Build a Model Number".
3. Any special service required.

Note:
- The □ indicates that a choice is required.
- The absence of the □ indicates that no choice is required.
- Alpha-numeric characters in place of □ indicate that no other alternatives are available.

HOW TO BUILD A MODEL NUMBER

A Select basic model.

B Select edge style.
Knife edge (KN) adds 2" to the depth of the desk on the user's side.

74P	- 74P edge
KN	- Knife edge
34S	- 3/8" Wood band edge
VN	- Wood edge veneer

C Select transition end panels.

B	- Both

D Select surface grommet color.
Refer to color addendum at ki.com or KI Fabrics & Finishes binder.

E Select surface finish.
Refer to color addendum at ki.com or KI Fabrics & Finishes binder.
Surface finish offerings are based on edge style selections. With 74P edge (74P), knife edge (KN), and wood band edge (34S), select from laminates. With wood edge veneer (VN), select from veneers.

F Select edge color.
Refer to color addendum at ki.com or KI Fabrics & Finishes binder.
Edge color offerings are based on edge style selections. With 74P edge (74P) and knife edge (KN), select from 74P/knife colors. With wood edge veneer (VN), no edge color selection required. With wood band edge (34S), select wood edge colors.

G Select frame grommet color.
Refer to color addendum at ki.com or KI Fabrics & Finishes binder.

H Select desk color.
Refer to color addendum at ki.com or KI Fabrics & Finishes binder.

FINISH INFORMATION

Additional Laminate Offering

Additional laminates beyond KI standard offering, are available with two weeks extended leadtime. To specify additional laminates, use these designators followed by the supplier's color/pattern code:

Formica - LF/supplier's color pattern code
Nevamar - LN/supplier's color pattern code
Wilsonart - LW/supplier's color pattern code

KI's standard finish is the supplier's recommended finish for that color/pattern.
Note: Nonstandard laminates from these suppliers (example: textured laminates), require an upcharge and additional leadtime. Contact KI.

True® Desking System

P-Shaped Desk

Approx. Packaged Weight	74P Edge (74P)	Knife Edge (KN)	3/8" Wood Band Edge (34S)	Wood Edge Veneer (VN)
155.0#	$ 2457	$ 2663	$ 3030	$ 3242
162.0#	2510	2721	3096	3311
168.0#	2581	2795	3185	3405
172.0#	2617	2837	3232	3458
179.0#	2679	2907	3311	3541
155.0#	2457	2663	3030	3242
162.0#	2510	2721	3096	3311
168.0#	2581	2795	3185	3405
172.0#	2617	2837	3232	3458
179.0#	2679	2907	3311	3541

SPECIAL SERVICES

Special Carton Marking

With specially marked information N/C

Shipping

Delivered. Shipped **k.d. freight prepaid f.o.b. Pembroke, Ontario K8A 0E1** factory. Freight class #70.

Specifications and prices are subject to change without prior notice.

True® Desking System

P-Shaped Desk

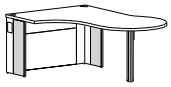

(B) Both transitional (Right)

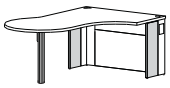

(B) Both transitional (Left)

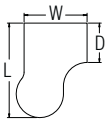

(Left)

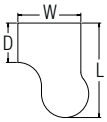

(Right)

P-Shaped Desk top view

MODEL	Dir.	D x W x L	MODEL NUMBER: Basic Model	Edge Style	End Panel	Surface Grom. Color	Surface Finish	Edge Color	Frame Grom. Color	Desk Color
P-Shaped Desk with Full Modesty Panel/ No Partial Guest Modesty Panel • Consists of top, two legs, modesty panel, filler panel (full modesty panel on the 48" side), two transitional size end panels, ganging plates, one round leg, and all required assembly hardware • Each leg has two cable access grommet locations • Top has two cable access grommets above the corner legs • Top grommets allow for attachment of overhead storage units • Modesty panel allows for optional 10-wire electrical system (see Electrical section) • P-end is 18" radius	Right	24 x 48 x 60"	TP244860/F/A	□□□	□	□□	□□□	□□	□□	□□
	Right	24 x 48 x 66"	TP244866/F/A	□□□	□	□□	□□□	□□	□□	□□
	Right	24 x 48 x 72"	TP244872/F/A	□□□	□	□□	□□□	□□	□□	□□
	Right	30 x 48 x 66"	TP304866/F/A	□□□	□	□□	□□□	□□	□□	□□
	Right	30 x 48 x 72"	TP304872/F/A	□□□	□	□□	□□□	□□	□□	□□
	Left	24 x 48 x 60"	TP604824/F/A	□□□	□	□□	□□□	□□	□□	□□
	Left	24 x 48 x 66"	TP664824/F/A	□□□	□	□□	□□□	□□	□□	□□
	Left	24 x 48 x 72"	TP724824/F/A	□□□	□	□□	□□□	□□	□□	□□
	Left	30 x 48 x 66"	TP664830/F/A	□□□	□	□□	□□□	□□	□□	□□
	Left	30 x 48 x 72"	TP724830/F/A	□□□	□	□□	□□□	□□	□□	□□
				Ⓐ	Ⓑ	Ⓒ	Ⓓ	Ⓔ	Ⓕ	Ⓖ	Ⓗ

TRUE

HOW TO ORDER

Indicate the following information on order form:
1. Quantity of each item.
2. Model number, including options. See "How To Build a Model Number".
3. Any special service required.

Note: • The □ indicates that a choice is required.
• The absence of the □ indicates that no choice is required.
• Alpha-numeric characters in place of □ indicate that no other alternatives are available.

HOW TO BUILD A MODEL NUMBER

Ⓐ Select basic model.

Ⓑ Select edge style.
Knife edge (KN) adds 2" to the depth of the desk on the user's side.

74P	- 74P edge
KN	- Knife edge
34S	- 3/8" Wood band edge
VN	- Wood edge veneer

Ⓒ Select transition end panels.

B	- Both

Ⓓ Select surface grommet color.
Refer to color addendum at ki.com or KI Fabrics & Finishes binder.

Ⓔ Select surface finish.
Refer to color addendum at ki.com or KI Fabrics & Finishes binder.
Surface finish offerings are based on edge style selections. With 74P edge (74P), knife edge (KN), and wood band edge (34S), select from laminates. With wood edge veneer (VN), select from veneers.

Ⓕ Select edge color.
Refer to color addendum at ki.com or KI Fabrics & Finishes binder.
Edge color offerings are based on edge style selections. With 74P edge (74P) and knife edge (KN), select from 74P/knife colors. With wood edge veneer (VN), no edge color selection required. With wood band edge (34S), select wood edge colors.

Ⓖ Select frame grommet color.
Refer to color addendum at ki.com or KI Fabrics & Finishes binder.

Ⓗ Select desk color.
Refer to color addendum at ki.com or KI Fabrics & Finishes binder.

FINISH INFORMATION

Additional Laminate Offering

Additional laminates beyond KI standard offering, are available with two weeks extended leadtime. To specify additional laminates, use these designators followed by the supplier's color/pattern code:

Formica - LF/supplier's color pattern code
Nevamar - LN/supplier's color pattern code
Wilsonart - LW/supplier's color pattern code

KI's standard finish is the supplier's recommended finish for that color/pattern.
Note: Nonstandard laminates from these suppliers (example: textured laminates), require an upcharge and additional leadtime. Contact KI.

True® Desking System

P-Shaped Desk

Approx. Packaged Weight	74P Edge (74P)	Knife Edge (KN)	3/8" Wood Band Edge (34S)	Wood Edge Veneer (VN)
149.0#	$ 2303	$ 2508	$ 2880	$ 3088
155.0#	2346	2556	2933	3148
160.0#	2405	2622	3011	3228
165.0#	2453	2672	3068	3293
171.0#	2507	2731	3137	3366
149.0#	2303	2508	2880	3088
155.0#	2346	2556	2933	3148
160.0#	2405	2622	3011	3228
165.0#	2453	2672	3068	3293
171.0#	2507	2731	3137	3366

SPECIAL SERVICES

Special Carton Marking

With specially marked information N/C

Shipping

Delivered. Shipped **k.d. freight prepaid f.o.b. Pembroke, Ontario K8A 0E1** factory. Freight class #70.

Specifications and prices are subject to change without prior notice.

True® Desking System

P-Shaped Desk

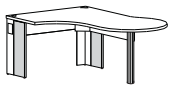

(B) Both transitional (Right)

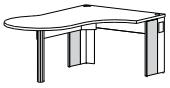

(B) Both transitional (Left)

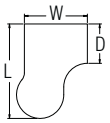

(Left)

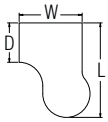

(Right)

P-Shaped Desk top view

TRUE

P-Shaped Desk with Partial Modesty Panel/Partial Guest Modesty Panel

- Consists of top, two legs, modesty panel, two transitional size end panels, ganging plates, one round leg, one 9" tall steel guest modesty panel along the long side, and all required assembly hardware
- Each leg has two cable access grommet locations
- Top has two cable access grommets above the corner legs
- Top grommets allow for attachment of overhead storage units
- Modesty panel allows for optional 10-wire electrical system (see Electrical section)
- P-end is 18" radius

MODEL	Dir.	D x W x L	MODEL NUMBER: Basic Model	Edge Style	End Panel	Surface Grom. Color	Surface Finish	Edge Color	Frame Grom. Color	Desk Color
	Right	24 x 48 x 60"	TP244860/P/G	□□□	□	□□	□□□	□□	□□	□□
	Right	24 x 48 x 66"	TP244866/P/G	□□□	□	□□	□□□	□□	□□	□□
	Right	24 x 48 x 72"	TP244872/P/G	□□□	□	□□	□□□	□□	□□	□□
	Right	30 x 48 x 66"	TP304866/P/G	□□□	□	□□	□□□	□□	□□	□□
	Right	30 x 48 x 72"	TP304872/P/G	□□□	□	□□	□□□	□□	□□	□□
	Left	24 x 48 x 60"	TP604824/P/G	□□□	□	□□	□□□	□□	□□	□□
	Left	24 x 48 x 66"	TP664824/P/G	□□□	□	□□	□□□	□□	□□	□□
	Left	24 x 48 x 72"	TP724824/P/G	□□□	□	□□	□□□	□□	□□	□□
	Left	30 x 48 x 66"	TP664830/P/G	□□□	□	□□	□□□	□□	□□	□□
	Left	30 x 48 x 72"	TP724830/P/G	□□□	□	□□	□□□	□□	□□	□□
				A	B	C	D	E	F	G	H

HOW TO ORDER

Indicate the following information on order form:

1. Quantity of each item.
2. Model number, including options. See "How To Build a Model Number".
3. Any special service required.

Note:
- The □ indicates that a choice is required.
- The absence of the □ indicates that no choice is required.
- Alpha-numeric characters in place of □ indicate that no other alternatives are available.

HOW TO BUILD A MODEL NUMBER

A Select basic model.

B Select edge style.
Knife edge (KN) adds 2" to the depth of the desk on the user's side.

74P	- 74P edge
KN	- Knife edge
34S	- 3/8" Wood band edge
VN	- Wood edge veneer

C Select transition end panels.

B	- Both

D Select surface grommet color.
Refer to color addendum at ki.com or KI Fabrics & Finishes binder.

E Select surface finish.
Refer to color addendum at ki.com or KI Fabrics & Finishes binder.
Surface finish offerings are based on edge style selections. With 74P edge (74P), knife edge (KN), and wood band edge (34S), select from laminates. With wood edge veneer (VN), select from veneers.

F Select edge color.
Refer to color addendum at ki.com or KI Fabrics & Finishes binder.
Edge color offerings are based on edge style selections. With 74P edge (74P) and knife edge (KN), select from 74P/knife colors. With wood edge veneer (VN), no edge color selection required. With wood band edge (34S), select wood edge colors.

G Select frame grommet color.
Refer to color addendum at ki.com or KI Fabrics & Finishes binder.

H Select desk color.
Refer to color addendum at ki.com or KI Fabrics & Finishes binder.

FINISH INFORMATION

Additional Laminate Offering

Additional laminates beyond KI standard offering, are available with two weeks extended leadtime. To specify additional laminates, use these designators followed by the supplier's color/pattern code:

Formica - LF/supplier's color pattern code
Nevamar - LN/supplier's color pattern code
Wilsonart - LW/supplier's color pattern code

KI's standard finish is the supplier's recommended finish for that color/pattern.
Note: Nonstandard laminates from these suppliers (example: textured laminates), require an upcharge and additional leadtime. Contact KI.

True® Desking System

P-Shaped Desk

Approx. Packaged Weight	74P Edge (74P)	Knife Edge (KN)	3/8" Wood Band Edge (34S)	Wood Edge Veneer (VN)
144.0#	$ 2200	$ 2402	$ 2772	$ 2981
151.0#	2255	2461	2840	3054
157.0#	2324	2538	2924	3146
161.0#	2361	2579	2973	3199
168.0#	2424	2649	3054	3283
144.0#	2200	2402	2772	2981
151.0#	2255	2461	2840	3054
157.0#	2324	2538	2924	3146
161.0#	2361	2579	2973	3199
168.0#	2424	2649	3054	3283

SPECIAL SERVICES

Special Carton Marking

With specially marked information N/C

Shipping

Delivered. Shipped **k.d. freight prepaid f.o.b. Pembroke, Ontario K8A 0E1** factory. Freight class #70.

Specifications and prices are subject to change without prior notice.

True® Desking System

P-Shaped Desk

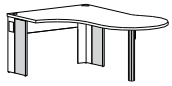

(B) Both transitional (Right)

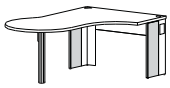

(B) Both transitional (Left)

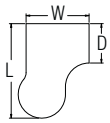

(Left)

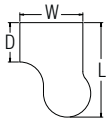

(Right)

P-Shaped Desk top view

TRUE

P-Shaped Desk w/Partial Modesty Panel/ No Partial Guest Modesty Panel

- Consists of top, two legs, modesty panel, two transitional size end panels, ganging plates, one round leg, and all required assembly hardware
- Each leg has two cable access grommet locations
- Top has two cable access grommets above the corner legs
- Top grommets allow for attachment of overhead storage units
- Modesty panel allows for optional 10-wire electrical system (see Electrical section)
- P-end is 18" radius

MODEL	Dir.	D x W x L	MODEL NUMBER: Basic Model	Edge Style	End Panel	Surface Grom. Color	Surface Finish	Edge Color	Frame Grom. Color	Desk Color
	Right	24 x 48 x 60"	TP244860/P/A	□□□	□	□□	□□□	□□	□□	□□
	Right	24 x 48 x 66"	TP244866/P/A	□□□	□	□□	□□□	□□	□□	□□
	Right	24 x 48 x 72"	TP244872/P/A	□□□	□	□□	□□□	□□	□□	□□
	Right	30 x 48 x 66"	TP304866/P/A	□□□	□	□□	□□□	□□	□□	□□
	Right	30 x 48 x 72"	TP304872/P/A	□□□	□	□□	□□□	□□	□□	□□
	Left	24 x 48 x 60"	TP604824/P/A	□□□	□	□□	□□□	□□	□□	□□
	Left	24 x 48 x 66"	TP664824/P/A	□□□	□	□□	□□□	□□	□□	□□
	Left	24 x 48 x 72"	TP724824/P/A	□□□	□	□□	□□□	□□	□□	□□
	Left	30 x 48 x 66"	TP664830/P/A	□□□	□	□□	□□□	□□	□□	□□
	Left	30 x 48 x 72"	TP724830/P/A	□□□	□	□□	□□□	□□	□□	□□
				A	B	C	D	E	F	G	H

HOW TO ORDER

Indicate the following information on order form:
1. Quantity of each item.
2. Model number, including options. See "How To Build a Model Number".
3. Any special service required.

Note:
- The □ indicates that a choice is required.
- The absence of the □ indicates that no choice is required.
- Alpha-numeric characters in place of □ indicate that no other alternatives are available.

HOW TO BUILD A MODEL NUMBER

A Select basic model.

B Select edge style.
Knife edge (KN) adds 2" to the depth of the desk on the user's side.

74P	- 74P edge
KN	- Knife edge
34S	- 3/8" Wood band edge
VN	- Wood edge veneer

C Select transition end panels.

B	- Both

D Select surface grommet color.
Refer to color addendum at ki.com or KI Fabrics & Finishes binder.

E Select surface finish.
Refer to color addendum at ki.com or KI Fabrics & Finishes binder.
Surface finish offerings are based on edge style selections. With 74P edge (74P), knife edge (KN), and wood band edge (34S), select from laminates. With wood edge veneer (VN), select from veneers.

F Select edge color.
Refer to color addendum at ki.com or KI Fabrics & Finishes binder.
Edge color offerings are based on edge style selections. With 74P edge (74P) and knife edge (KN), select from 74P/knife colors. With wood edge veneer (VN), no edge color selection required. With wood band edge (34S), select wood edge colors.

G Select frame grommet color.
Refer to color addendum at ki.com or KI Fabrics & Finishes binder.

H Select desk color.
Refer to color addendum at ki.com or KI Fabrics & Finishes binder.

FINISH INFORMATION

Additional Laminate Offering

Additional laminates beyond KI standard offering, are available with two weeks extended leadtime. To specify additional laminates, use these designators followed by the supplier's color/pattern code:

Formica - LF/supplier's color pattern code
Nevamar - LN/supplier's color pattern code
Wilsonart - LW/supplier's color pattern code

KI's standard finish is the supplier's recommended finish for that color/pattern.
Note: Nonstandard laminates from these suppliers (example: textured laminates), require an upcharge and additional leadtime. Contact KI.

True® Desking System

P-Shaped Desk

Approx. Packaged Weight	74P Edge (74P)	Knife Edge (KN)	3/8" Wood Band Edge (34S)	Wood Edge Veneer (VN)
138.0#	$ 2045	$ 2252	$ 2621	$ 2829
144.0#	2091	2298	2674	2890
149.0#	2149	2364	2754	2971
154.0#	2198	2416	2811	3035
160.0#	2250	2476	2881	3109
138.0#	2045	2252	2621	2829
144.0#	2091	2298	2674	2890
149.0#	2149	2364	2754	2971
154.0#	2198	2416	2811	3035
160.0#	2250	2476	2881	3109

SPECIAL SERVICES

Special Carton Marking

With specially marked information N/C

Shipping

Delivered. Shipped **k.d. freight prepaid f.o.b. Pembroke, Ontario K8A 0E1** factory. Freight class #70.

Specifications and prices are subject to change without prior notice.

True® Desking System

Piano Desk

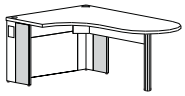

(B) Both transitional (Right)

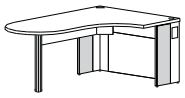

(B) Both transitional (Left)

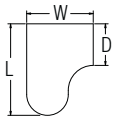

(Left)

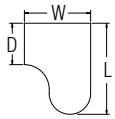

(Right)

Piano Desk top view

MODEL	Dir.	D x W x L	MODEL NUMBER: Basic Model	Edge Style	End Panel	Surface Grom. Color	Surface Finish	Edge Color	Frame Grom. Color	Desk Color
Piano Desk with Full Modesty Panel/ Partial Guest Modesty Panel • Consists of top, two legs, modesty panel, filler panel (full modesty panel on the 48" side), two transitional size end panels, ganging plates, one round leg, one 9" tall steel guest modesty panel along the long side, and all required assembly hardware • Each leg has two cable access grommet locations • Top has two cable access grommets above the corner legs • Top grommets allow for attachment of overhead storage units • Modesty panel allows for optional 10-wire electrical system (see Electrical section) • Piano end is 30" wide (15"radius)	Right	24 x 48 x 60"	TI244860/F/G	□□□	□	□□	□□□	□□	□□	□□
	Right	24 x 48 x 66"	TI244866/F/G	□□□	□	□□	□□□	□□	□□	□□
	Right	24 x 48 x 72"	TI244872/F/G	□□□	□	□□	□□□	□□	□□	□□
	Right	30 x 48 x 66"	TI304866/F/G	□□□	□	□□	□□□	□□	□□	□□
	Right	30 x 48 x 72"	TI304872/F/G	□□□	□	□□	□□□	□□	□□	□□
	Left	24 x 48 x 60"	TI604824/F/G	□□□	□	□□	□□□	□□	□□	□□
	Left	24 x 48 x 66"	TI664824/F/G	□□□	□	□□	□□□	□□	□□	□□
	Left	24 x 48 x 72"	TI724824/F/G	□□□	□	□□	□□□	□□	□□	□□
	Left	30 x 48 x 66"	TI664830/F/G	□□□	□	□□	□□□	□□	□□	□□
	Left	30 x 48 x 72"	TI724830/F/G	□□□	□	□□	□□□	□□	□□	□□
				A	B	C	D	E	F	G	H

TRUE

HOW TO ORDER

Indicate the following information on order form:
1. Quantity of each item.
2. Model number, including options. See "How To Build a Model Number".
3. Any special service required.

Note: • The □ indicates that a choice is required.
• The absence of the □ indicates that no choice is required.
• Alpha-numeric characters in place of □ indicate that no other alternatives are available.

HOW TO BUILD A MODEL NUMBER

A Select basic model.

B Select edge style.
Knife edge (KN) adds 2" to the depth of the desk on the user's side.

74P	- 74P edge
KN	- Knife edge
34S	- 3/8" Wood band edge
VN	- Wood edge veneer

C Select transition end panels.

B	- Both

D Select surface grommet color.
Refer to color addendum at ki.com or KI Fabrics & Finishes binder.

E Select surface finish.
Refer to color addendum at ki.com or KI Fabrics & Finishes binder.
Surface finish offerings are based on edge style selections. With 74P edge (74P), knife edge (KN), and wood band edge (34S), select from laminates. With wood edge veneer (VN), select from veneers.

F Select edge color.
Refer to color addendum at ki.com or KI Fabrics & Finishes binder.
Edge color offerings are based on edge style selections. With 74P edge (74P) and knife edge (KN), select from 74P/knife colors. With wood edge veneer (VN), no edge color selection required. With wood band edge (34S), select wood edge colors.

G Select frame grommet color.
Refer to color addendum at ki.com or KI Fabrics & Finishes binder.

H Select desk color.
Refer to color addendum at ki.com or KI Fabrics & Finishes binder.

FINISH INFORMATION

Additional Laminate Offering

Additional laminates beyond KI standard offering, are available with two weeks extended leadtime. To specify additional laminates, use these designators followed by the supplier's color/pattern code:

Formica - LF/supplier's color pattern code
Nevamar - LN/supplier's color pattern code
Wilsonart - LW/supplier's color pattern code

KI's standard finish is the supplier's recommended finish for that color/pattern.
Note: Nonstandard laminates from these suppliers (example: textured laminates), require an upcharge and additional leadtime. Contact KI.

True® Desking System

Piano Desk

Approx. Packaged Weight	74P Edge (74P)	Knife Edge (KN)	3/8" Wood Band Edge (34S)	Wood Edge Veneer (VN)
165.0#	$ 2303	$ 2492	$ 2833	$ 3028
173.0#	2395	2595	2951	3154
180.0#	2461	2666	3032	3242
183.0#	2499	2705	3078	3290
190.0#	2556	2770	3152	3369
165.0#	2303	2492	2833	3028
173.0#	2395	2595	2951	3154
180.0#	2461	2666	3032	3242
183.0#	2499	2705	3078	3290
190.0#	2556	2770	3152	3369

SPECIAL SERVICES

Special Carton Marking

With specially marked information N/C

Shipping

Delivered. Shipped **k.d. freight prepaid f.o.b. Pembroke, Ontario K8A 0E1** factory. Freight class #70.

Specifications and prices are subject to change without prior notice.

True® Desking System

Piano Desk

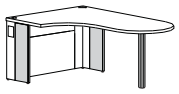

(B) Both transitional (Right)

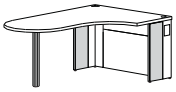

(B) Both transitional (Left)

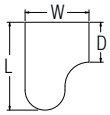

(Left)

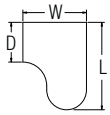

(Right)

Piano Desk top view

TRUE

MODEL	Dir.	D x W x L	MODEL NUMBER: Basic Model	Edge Style	End Panel	Surface Grom. Color	Surface Finish	Edge Color	Frame Grom. Color	Desk Color
Piano Desk with Full Modesty Panel/No Partial Guest Modesty Panel • Consists of top, two legs, modesty panel, filler panel (full modesty panel on the 48" side), two transitional size end panels, ganging plates, one round leg, and all required assembly hardware • Each leg has two cable access grommet locations • Top has two cable access grommets above the legs • Top grommets allow for attachment of overhead storage units • Modesty panel allows for optional 10-wire electrical system (see Electrical section) • Piano end is 30" wide (15"radius)	Right	24 x 48 x 60"	TI244860/F/A	□□□	□	□□	□□□	□□	□□	□□
	Right	24 x 48 x 66"	TI244866/F/A	□□□	□	□□	□□□	□□	□□	□□
	Right	24 x 48 x 72"	TI244872/F/A	□□□	□	□□	□□□	□□	□□	□□
	Right	30 x 48 x 66"	TI304866/F/A	□□□	□	□□	□□□	□□	□□	□□
	Right	30 x 48 x 72"	TI304872/F/A	□□□	□	□□	□□□	□□	□□	□□
	Left	24 x 48 x 60"	TI604824/F/A	□□□	□	□□	□□□	□□	□□	□□
	Left	24 x 48 x 66"	TI664824/F/A	□□□	□	□□	□□□	□□	□□	□□
	Left	24 x 48 x 72"	TI724824/F/A	□□□	□	□□	□□□	□□	□□	□□
	Left	30 x 48 x 66"	TI664830/F/A	□□□	□	□□	□□□□	□□	□□	□□
	Left	30 x 48 x 72"	TI724830/F/A	□□□	□	□□	□□□	□□	□□	□□
				Ⓐ	Ⓑ	Ⓒ	Ⓓ	Ⓔ	Ⓕ	Ⓖ	Ⓗ

HOW TO ORDER

Indicate the following information on order form:

1. Quantity of each item.
2. Model number, including options. See "How To Build a Model Number".
3. Any special service required.

Note:
- The □ indicates that a choice is required.
- The absence of the □ indicates that no choice is required.
- Alpha-numeric characters in place of □ indicate that no other alternatives are available.

HOW TO BUILD A MODEL NUMBER

Ⓐ Select basic model.

Ⓑ Select edge style.
Knife edge (KN) adds 2" to the depth of the desk on the user's side.

74P	- 74P edge
KN	- Knife edge
34S	- 3/8" Wood band edge
VN	- Wood edge veneer

Ⓒ Select transition end panels.

B	- Both

Ⓓ Select surface grommet color.
Refer to color addendum at ki.com or KI Fabrics & Finishes binder.

Ⓔ Select surface finish.
Refer to color addendum at ki.com or KI Fabrics & Finishes binder.
Surface finish offerings are based on edge style selections. With 74P edge (74P), knife edge (KN), and wood band edge (34S), select from laminates. With wood edge veneer (VN), select from veneers.

Ⓕ Select edge color.
Refer to color addendum at ki.com or KI Fabrics & Finishes binder.
Edge color offerings are based on edge style selections. With 74P edge (74P) and knife edge (KN), select from 74P/knife colors. With wood edge veneer (VN), no edge color selection required. With wood band edge (34S), select wood edge colors.

Ⓖ Select frame grommet color.
Refer to color addendum at ki.com or KI Fabrics & Finishes binder.

Ⓗ Select desk color.
Refer to color addendum at ki.com or KI Fabrics & Finishes binder.

FINISH INFORMATION

Additional Laminate Offering

Additional laminates beyond KI standard offering, are available with two weeks extended leadtime. To specify additional laminates, use these designators followed by the supplier's color/pattern code:

Formica - LF/supplier's color pattern code
Nevamar - LN/supplier's color pattern code
Wilsonart - LW/supplier's color pattern code

KI's standard finish is the supplier's recommended finish for that color/pattern.
Note: Nonstandard laminates from these suppliers (example: textured laminates), require an upcharge and additional leadtime. Contact KI.

True® Desking System

Piano Desk

Approx. Packaged Weight	74P Edge (74P)	Knife Edge (KN)	3/8" Wood Band Edge (34S)	Wood Edge Veneer (VN)
158.0#	$ 2150	$ 2340	$ 2679	$ 2873
165.0#	2232	2430	2786	2989
172.0#	2289	2490	2858	3064
175.0#	2335	2540	2914	3127
182.0#	2385	2596	2977	3197
158.0#	2150	2340	2679	2873
165.0#	2232	2430	2786	2989
172.0#	2289	2490	2858	3064
175.0#	2335	2540	2914	3127
182.0#	2385	2596	2977	3197

SPECIAL SERVICES

Special Carton Marking

With specially marked information N/C

Shipping

Delivered. Shipped **k.d. freight prepaid f.o.b. Pembroke, Ontario K8A 0E1** factory. Freight class #70.

Specifications and prices are subject to change without prior notice.

True® Desking System

Piano Desk

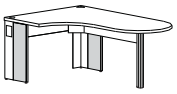

(B) Both transitional (Right)

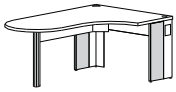

(B) Both transitional (Left)

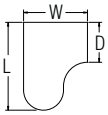

(Left)

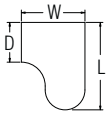

(Right)

Piano Desk top view

MODEL	Dir.	D x W x L	MODEL NUMBER: Basic Model	Edge Style	End Panel	Surface Grom. Color	Surface Finish	Edge Color	Frame Grom. Color	Desk Color
Piano Desk with Partial Modesty Panel/ Partial Guest Modesty Panel • Consists of top, two legs, modesty panel, two transitional size end panels, ganging plates, one round leg, one 9" tall steel guest modesty panel along the long side, and all required assembly hardware • Each leg has two cable access grommet locations • Top has two cable access grommets above the corner legs • Top grommets allow for attachment of overhead storage units • Modesty panel allows for optional 10-wire electrical system (see Electrical section) • Piano end is 30" wide (15"radius)	Right	24 x 48 x 60"	TI244860/P/G	□□□	□	□□	□□□	□□	□□	□□
	Right	24 x 48 x 66"	TI244866/P/G	□□□	□	□□	□□□	□□	□□	□□
	Right	24 x 48 x 72"	TI244872/P/G	□□□	□	□□	□□□	□□	□□	□□
	Right	30 x 48 x 66"	TI304866/P/G	□□□	□	□□	□□□	□□	□□	□□
	Right	30 x 48 x 72"	TI304872/P/G	□□□	□	□□	□□□	□□	□□	□□
	Left	24 x 48 x 60"	TI604824/P/G	□□□	□	□□	□□□	□□	□□	□□
	Left	24 x 48 x 66"	TI664824/P/G	□□□	□	□□	□□□	□□	□□	□□
	Left	24 x 48 x 72"	TI724824/P/G	□□□	□	□□	□□□	□□	□□	□□
	Left	30 x 48 x 66"	TI664830/P/G	□□□	□	□□	□□□	□□	□□	□□
	Left	30 x 48 x 72"	TI724830/P/G	□□□	□	□□	□□□	□□	□□	□□
				A	B	C	D	E	F	G	H

TRUE

HOW TO ORDER

Indicate the following information on order form:
1. Quantity of each item.
2. Model number, including options. See "How To Build a Model Number".
3. Any special service required.

Note: • The □ indicates that a choice is required.
• The absence of the □ indicates that no choice is required.
• Alpha-numeric characters in place of □ indicate that no other alternatives are available.

HOW TO BUILD A MODEL NUMBER

A Select basic model.

B Select edge style.
Knife edge (KN) adds 2" to the depth of the desk on the user's side.

74P	- 74P edge
KN	- Knife edge
34S	- 3/8" Wood band edge
VN	- Wood edge veneer

C Select transition end panels.

B	- Both

D Select surface grommet color.
Refer to color addendum at ki.com or KI Fabrics & Finishes binder.

E Select surface finish.
Refer to color addendum at ki.com or KI Fabrics & Finishes binder.
Surface finish offerings are based on edge style selections. With 74P edge (74P), knife edge (KN), and wood band edge (34S), select from laminates. With wood edge veneer (VN), select from veneers.

F Select edge color.
Refer to color addendum at ki.com or KI Fabrics & Finishes binder.
Edge color offerings are based on edge style selections. With 74P edge (74P) and knife edge (KN), select from 74P/knife colors. With wood edge veneer (VN), no edge color selection required. With wood band edge (34S), select wood edge colors.

G Select frame grommet color.
Refer to color addendum at ki.com or KI Fabrics & Finishes binder.

H Select desk color.
Refer to color addendum at ki.com or KI Fabrics & Finishes binder.

FINISH INFORMATION

Additional Laminate Offering

Additional laminates beyond KI standard offering, are available with two weeks extended leadtime. To specify additional laminates, use these designators followed by the supplier's color/pattern code:

Formica - LF/supplier's color pattern code
Nevamar - LN/supplier's color pattern code
Wilsonart - LW/supplier's color pattern code

KI's standard finish is the supplier's recommended finish for that color/pattern.
Note: Nonstandard laminates from these suppliers (example: textured laminates), require an upcharge and additional leadtime. Contact KI.

True® Desking System

Piano Desk

Approx. Packaged Weight	74P Edge (74P)	Knife Edge (KN)	3/8" Wood Band Edge (34S)	Wood Edge Veneer (VN)
154.0#	$ 2045	$ 2234	$ 2576	$ 2770
162.0#	2140	2337	2694	2897
169.0#	2205	2408	2775	2981
172.0#	2239	2446	2820	3032
179.0#	2298	2513	2894	3112
154.0#	2045	2234	2576	2770
162.0#	2140	2337	2694	2897
169.0#	2205	2408	2775	2981
172.0#	2239	2446	2820	3032
179.0#	2298	2513	2894	3112

SPECIAL SERVICES

Special Carton Marking

With specially marked information N/C

Shipping

Delivered. Shipped **k.d. freight prepaid f.o.b. Pembroke, Ontario K8A 0E1** factory. Freight class #70.

Specifications and prices are subject to change without prior notice.

True® Desking System

Piano Desk

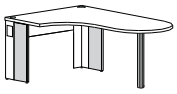

(B) Both transitional (Right)

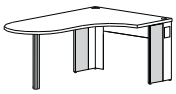

(B) Both transitional (Left)

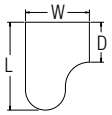

(Left)

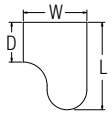

(Right)

Piano Desk top view

TRUE

MODEL	Dir.	D x W x L	MODEL NUMBER: Basic Model	Edge Style	End Panel	Surface Grom. Color	Surface Finish	Edge Color	Frame Grom. Color	Desk Color
Piano Desk with Partial Modesty Panel/ No Partial Guest Modesty Panel • Consists of top, two legs, modesty panel, two transitional size end panels, ganging plates, one round leg, and all required assembly hardware • Each leg has two cable access grommet locations • Top has two cable access grommets above the corner legs • Top grommets allow for attachment of overhead storage units • Modesty panel allows for optional 10-wire electrical system (see Electrical section) • Piano end is 30" wide (15"radius)	Right	24 x 48 x 60"	TI244860/P/A	□□□	□	□□	□□□	□□	□□	□□
	Right	24 x 48 x 66"	TI244866/P/A	□□□	□	□□	□□□	□□	□□	□□
	Right	24 x 48 x 72"	TI244872/P/A	□□□	□	□□	□□□	□□	□□	□□
	Right	30 x 48 x 66"	TI304866/P/A	□□□	□	□□	□□□	□□	□□	□□
	Right	30 x 48 x 72"	TI304872/P/A	□□□	□	□□	□□□	□□	□□	□□
	Left	24 x 48 x 60"	TI604824/P/A	□□□	□	□□	□□□	□□	□□	□□
	Left	24 x 48 x 66"	TI664824/P/A	□□□	□	□□	□□□	□□	□□	□□
	Left	24 x 48 x 72"	TI724824/P/A	□□□	□	□□	□□□	□□	□□	□□
	Left	30 x 48 x 66"	TI664830/P/A	□□□	□	□□	□□□	□□	□□	□□
	Left	30 x 48 x 72"	TI724830/P/A	□□□	□	□□	□□□	□□	□□	□□
				A	B	C	D	E	F	G	H

HOW TO ORDER

Indicate the following information on order form:
1. Quantity of each item.
2. Model number, including options. See "How To Build a Model Number".
3. Any special service required.

Note:
- The □ indicates that a choice is required.
- The absence of the □ indicates that no choice is required.
- Alpha-numeric characters in place of □ indicate that no other alternatives are available.

HOW TO BUILD A MODEL NUMBER

A Select basic model.

B Select edge style.
Knife edge (KN) adds 2" to the depth of the desk on the user's side.

74P	- 74P edge
KN	- Knife edge
34S	- 3/8" Wood band edge
VN	- Wood edge veneer

C Select transition end panels.

B	- Both

D Select surface grommet color.
Refer to color addendum at ki.com or KI Fabrics & Finishes binder.

E Select surface finish.
Refer to color addendum at ki.com or KI Fabrics & Finishes binder.
Surface finish offerings are based on edge style selections. With 74P edge (74P), knife edge (KN), and wood band edge (34S), select from laminates. With wood edge veneer (VN), select from veneers.

F Select edge color.
Refer to color addendum at ki.com or KI Fabrics & Finishes binder.
Edge color offerings are based on edge style selections. With 74P edge (74P) and knife edge (KN), select from 74P/knife colors. With wood edge veneer (VN), no edge color selection required. With wood band edge (34S), select wood edge colors.

G Select frame grommet color.
Refer to color addendum at ki.com or KI Fabrics & Finishes binder.

H Select desk color.
Refer to color addendum at ki.com or KI Fabrics & Finishes binder.

FINISH INFORMATION

Additional Laminate Offering

Additional laminates beyond KI standard offering, are available with two weeks extended leadtime. To specify additional laminates, use these designators followed by the supplier's color/pattern code:

Formica - LF/supplier's color pattern code
Nevamar - LN/supplier's color pattern code
Wilsonart - LW/supplier's color pattern code

KI's standard finish is the supplier's recommended finish for that color/pattern.
Note: Nonstandard laminates from these suppliers (example: textured laminates), require an upcharge and additional leadtime. Contact KI.

True® Desking System

Piano Desk

Approx. Packaged Weight	74P Edge (74P)	Knife Edge (KN)	3/8" Wood Band Edge (34S)	Wood Edge Veneer (VN)
147.0#	$ 1896	$ 2084	$ 2424	$ 2617
154.0#	1974	2173	2531	2731
161.0#	2031	2233	2600	2808
164.0#	2076	2283	2657	2867
171.0#	2126	2338	2721	2938
147.0#	1896	2084	2424	2617
154.0#	1974	2173	2531	2731
161.0#	2031	2233	2600	2808
164.0#	2076	2283	2657	2867
171.0#	2126	2338	2721	2938

SPECIAL SERVICES

Special Carton Marking

With specially marked information N/C

Shipping

Delivered. Shipped **k.d. freight prepaid f.o.b. Pembroke, Ontario K8A 0E1** factory. Freight class #70.

Specifications and prices are subject to change without prior notice.

True® Desking System

Transitional Desk

TRUE

Transitional Desk with Full Modesty Panel

- See images below
- Desk reduces size from 30" on one end to 24" on opposite end
- Consists of top, two legs, modesty panel, filler panel (full modesty panel), two end panels (optional transitional size), ganging plates, and all required assembly hardware.
- Each leg has two cable access grommet locations
- Top has two cable access grommets above the legs (66" and 72" wide have an optional third middle grommet used for mounting stanchions and not intended for routing cables)
- Top grommets allow for attachment of overhead storage units
- Modesty panel allows for optional 10-wire electrical system (see Electrical section)

	MODEL NUMBER									
D x W x D	Basic Model	Edge Style	End Panel	Center Grom.	Surface Grom. Color	Surface Finish	Edge Color	Frame Grom. Color	Desk Color	Approx. Packaged Weight
24 x 42 x 30"	TTR244230/F	□□□	□	NCG	□□	□□□	□□	□□	□□	108.0#
24 x 48 x 30"	TTR244830/F	□□□	□	NCG	□□	□□□	□□	□□	□□	116.0#
24 x 54 x 30"	TTR245430/F	□□□	□	NCG	□□	□□□	□□	□□	□□	124.0#
24 x 60 x 30"	TTR246030/F	□□□	□	NCG	□□	□□□	□□	□□	□□	137.0#
24 x 66 x 30"	TTR246630/F	□□□	□	□□□	□□	□□□	□□	□□	□□	146.0#
24 x 72 x 30"	TTR247230/F	□□□	□	□□□	□□	□□□	□□	□□	□□	154.0#
30 x 42 x 24"	TTR304224/F	□□□	□	NCG	□□	□□□	□□	□□	□□	108.0#
30 x 48 x 24"	TTR304824/F	□□□	□	NCG	□□	□□□	□□	□□	□□	116.0#
30 x 54 x 24"	TTR305424/F	□□□	□	NCG	□□	□□□	□□	□□	□□	124.0#
30 x 60 x 24"	TTR306024/F	□□□	□	NCG	□□	□□□	□□	□□	□□	137.0#
30 x 66 x 24"	TTR306624/F	□□□	□	□□□	□□	□□□	□□	□□	□□	146.0#
30 x 72 x 24"	TTR307224/F	□□□	□	□□□	□□	□□□	□□	□□	□□	154.0#
	Ⓐ	Ⓑ	Ⓒ	Ⓓ	Ⓔ	Ⓕ	Ⓖ	Ⓗ	Ⓘ	

HOW TO ORDER

Indicate the following information on order form:

1. Quantity of each item.
2. Model number, including options. See "How To Build a Model Number".
3. Any special service required.

Note:
- The □ indicates that a choice is required.
- The absence of the □ indicates that no choice is required.
- Alpha-numeric characters in place of □ indicate that no other alternatives are available.

HOW TO BUILD A MODEL NUMBER

Ⓐ Select basic model.

Ⓑ Select edge style.
KN is not recommended in L-Shaped configurations.

74P	- 74P edge
KN	- Knife edge
34S	- 3/8" Wood band edge
VN	- Wood edge veneer

With 74P, KN and 34S edges, select from laminates for surface finish (Lxx). For edge color, 74P and KN, select from Exx colors and for 34S, select Mxx colors. For VN, select from Mxx for surface finish and do not select an edge color.

Ⓒ Select transition end panels.

B	- Two transitional end panels
L	- Left transitional end panel; add $58
R	- Right transitional end panel; add $58
S	- Two full end panels; add $116

Ⓓ Select desk center grommet option.

NCG	- No center grommet
YCG	- Yes center grommet

"YCG" option only available on 66" and 72" wide desks. "YCG" is needed to mount overheads, transaction surfaces or stanchion mounted privacy screens.

Ⓔ Select surface grommet color.
Refer to color addendum at ki.com or KI Fabrics & Finishes binder.

Ⓕ Select surface finish.
Refer to color addendum at ki.com or KI Fabrics & Finishes binder.
Surface finish offerings are based on edge style selections.

Ⓖ Select edge color.
Refer to color addendum at ki.com or KI Fabrics & Finishes binder.
Edge color offerings are based on edge style selections.

Ⓗ Select frame grommet color.
Refer to color addendum at ki.com or KI Fabrics & Finishes binder.

Ⓘ Select desk color.
Refer to color addendum at ki.com or KI Fabrics & Finishes binder.

True® Desking System

Transitional Desk

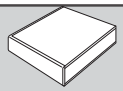 74P Edge (74P)	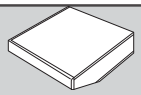 Knife Edge (KN)	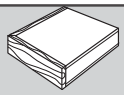 3/8" Wood Band Edge (34S)	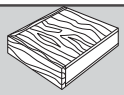 Wood Edge Veneer (VN)
$ 1518	$ 1648	$ 1883	$ 2017
1599	1733	1973	2110
1658	1797	2044	2187
1741	1881	2140	2283
1803	1949	2209	2362
1917	2070	2346	2506
1518	1648	1883	2017
1599	1733	1973	2110
1658	1797	2044	2187
1741	1881	2140	2283
1803	1949	2209	2362
1917	2070	2346	2506

FINISH INFORMATION

Additional Laminate Offering

Additional laminates beyond KI standard offering, are available with two weeks extended leadtime. To specify additional laminates, use these designators followed by the supplier's color/pattern code:

Formica - LF/supplier's color pattern code
Nevamar - LN/supplier's color pattern code
Wilsonart - LW/supplier's color pattern code

KI's standard finish is the supplier's recommended finish for that color/pattern.
Note: Nonstandard laminates from these suppliers (example: textured laminates), require an upcharge and additional leadtime. Contact KI.

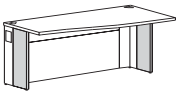

(B) Both transitional

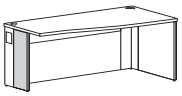

(L) Left transitional

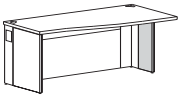

(R) Right transitional

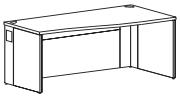

(S) Two full end panels

SPECIAL SERVICES

Special Carton Marking

With specially marked information	N/C

Shipping

Delivered. Shipped **k.d. freight prepaid f.o.b. Pembroke, Ontario K8A 0E1** factory. Freight class #70.

Specifications and prices are subject to change without prior notice.

True® Desking System

Transitional Desk

TRUE

Transitional Desk with Partial Modesty Panel

- See images below
- Desk reduces size from 30" on one end to 24" on opposite end
- Consists of top, two legs, modesty panel, two end panels (optional transitional size), ganging plates, and all required assembly hardware.
- Each leg has two cable access grommet locations
- Top has two cable access grommets above the legs (66" and 72" wide have an optional third middle grommet used for mounting stanchions and not intended for routing cables)
- Top grommets allow for attachment of overhead storage units
- Modesty panel allows for optional 10-wire electrical system (see Electrical section)

		MODEL NUMBER									
	D x W x D	Basic Model	Edge Style	End Panel	Center Grom.	Surface Grom. Color	Surface Finish	Edge Color	Frame Grom. Color	Desk Color	Approx. Packaged Weight
	24 x 42 x 30"	TTR244230/P	□□□	□	NCG	□□	□□□	□□	□□	□□	99.0#
	24 x 48 x 30"	TTR244830/P	□□□	□	NCG	□□	□□□	□□	□□	□□	105.0#
	24 x 54 x 30"	TTR245430/P	□□□	□	NCG	□□	□□□	□□	□□	□□	112.0#
	24 x 60 x 30"	TTR246030/P	□□□	□	NCG	□□	□□□	□□	□□	□□	123.0#
	24 x 66 x 30"	TTR246630/P	□□□	□	□□□	□□	□□□	□□	□□	□□	130.0#
	24 x 72 x 30"	TTR247230/P	□□□	□	□□□	□□	□□□	□□	□□	□□	137.0#
	30 x 42 x 24"	TTR304224/P	□□□	□	NCG	□□	□□□	□□	□□	□□	99.0#
	30 x 48 x 24"	TTR304824/P	□□□	□	NCG	□□	□□□	□□	□□	□□	105.0#
	30 x 54 x 24"	TTR305424/P	□□□	□	NCG	□□	□□□	□□	□□	□□	112.0#
	30 x 60 x 24"	TTR306024/P	□□□	□	NCG	□□	□□□	□□	□□	□□	123.0#
	30 x 66 x 24"	TTR306624/P	□□□	□	□□□	□□	□□□	□□	□□	□□	130.0#
	30 x 72 x 24"	TTR307224/P	□□□	□	□□□	□□	□□□	□□	□□	□□	137.0#
			A	B	C	D	E	F	G	H	I

HOW TO ORDER

Indicate the following information on order form:

1. Quantity of each item.
2. Model number, including options. See "How To Build a Model Number".
3. Any special service required.

Note:
- The □ indicates that a choice is required.
- The absence of the □ indicates that no choice is required.
- Alpha-numeric characters in place of □ indicate that no other alternatives are available.

HOW TO BUILD A MODEL NUMBER

A Select basic model.

B Select edge style.
KN is not recommended in L-Shaped configurations.

74P	- 74P edge
KN	- Knife edge
34S	- 3/8" Wood band edge
VN	- Wood edge veneer

With 74P, KN and 34S edges, select from laminates for surface finish (Lxx). For edge color, 74P and KN, select from Exx colors and for 34S, select Mxx colors. For VN, select from Mxx for surface finish and do not select an edge color.

C Select transition end panels.

B	- Two transitional end panels
L	- Left transitional end panel; add $58
R	- Right transitional end panel; add $58
S	- Two full end panels; add $116

D Select desk center grommet option.

NCG	- No center grommet
YCG	- Yes center grommet

"YCG" option only available on 66" and 72" wide desks. "YCG" is needed to mount overheads, transaction surfaces or stanchion mounted privacy screens.

E Select surface grommet color.
Refer to color addendum at ki.com or KI Fabrics & Finishes binder.

F Select surface finish.
Refer to color addendum at ki.com or KI Fabrics & Finishes binder.
Surface finish offerings are based on edge style selections.

G Select edge color.
Refer to color addendum at ki.com or KI Fabrics & Finishes binder.
Edge color offerings are based on edge style selections.

H Select frame grommet color.
Refer to color addendum at ki.com or KI Fabrics & Finishes binder.

I Select desk color.
Refer to color addendum at ki.com or KI Fabrics & Finishes binder.

True® Desking System

Transitional Desk

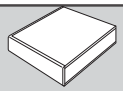 74P Edge (74P)	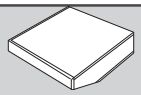 Knife Edge (KN)	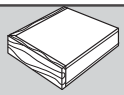 3/8" Wood Band Edge (34S)	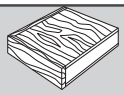 Wood Edge Veneer (VN)
$ 1304	$ 1436	$ 1671	$ 1806
1341	1476	1716	1854
1381	1517	1766	1907
1420	1564	1818	1964
1460	1606	1868	2018
1536	1687	1965	2125
1304	1436	1671	1806
1341	1476	1716	1854
1381	1517	1766	1907
1420	1564	1818	1964
1460	1606	1868	2018
1536	1687	1965	2125

FINISH INFORMATION

Additional Laminate Offering
Additional laminates beyond KI standard offering, are available with two weeks extended leadtime. To specify additional laminates, use these designators followed by the supplier's color/pattern code:

Formica - LF/supplier's color pattern code
Nevamar - LN/supplier's color pattern code
Wilsonart - LW/supplier's color pattern code

KI's standard finish is the supplier's recommended finish for that color/pattern.
Note: Nonstandard laminates from these suppliers (example: textured laminates), require an upcharge and additional leadtime. Contact KI.

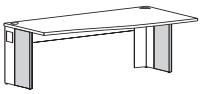
(B) Both transitional

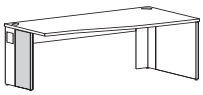
(L) Left transitional

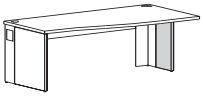
(R) Right transitional

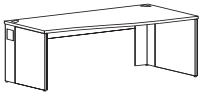
(S) Two full end panels

SPECIAL SERVICES

Special Carton Marking

With specially marked information	N/C

Shipping
Delivered. Shipped **k.d. freight prepaid f.o.b. Pembroke, Ontario K8A 0E1** factory. Freight class #70.

Specifications and prices are subject to change without prior notice.

True® Desking System

Add-On Worksurfaces

	MODEL	DIA x W	MODEL NUMBER: Basic Model	Edge Style	Surface Finish	Edge Color	Desk Color	Approx. Packaged Weight
TRUE	**Round Add-On Worksurface** • Consists of top, 36" or 42" diameter, leg, ganging plates for attaching to existing desks, and all required assembly hardware • Knife edge (KN) on curve with 74P on flat edge	36 x 24"	TAR24	□□□	□□□	□□	□□	45.0#
		42 x 30"	TAR30	□□□	□□□	□□	□□	56.0#
TRUE	**Half Round Add-On Worksurface** • Consists of top, 24" or 30" radius, leg, ganging plates for attaching to existing desks, and all required assembly hardware • Knife edge (KN) on curve with 74P on flat edge	48 x 24"	THR4824	□□□	□□□	□□	□□	46.0#
		60 x 30"	THR6030	□□□	□□□	□□	□□	64.0#
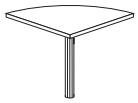 TRUE	**Quarter Round Add-On Worksurface** • Consists of top, 24" or 30" radius, leg, ganging plates for attaching to existing desks, and all required assembly hardware • Knife edge (KN) on curve with 74P on flat edges	24"	TQR24	□□□	□□□	□□	□□	29.0#
		30"	TQR30	□□□	□□□	□□	□□	38.0#
			Ⓐ	Ⓑ	Ⓒ	Ⓓ	Ⓔ	

HOW TO ORDER

Indicate the following information on order form:
1. Quantity of each item.
2. Model number, including options. See "How To Build a Model Number".
3. Any special service required.

Note: • The □ indicates that a choice is required.
• The absence of the □ indicates that no choice is required.
• Alpha-numeric characters in place of □ indicate that no other alternatives are available.

HOW TO BUILD A MODEL NUMBER

Ⓐ Select basic model.

Ⓑ Select edge style.
Knife edge (KN) adds 2" to the depth of the worksurface.

74P	- 74P edge
KN	- Knife edge
34S	- 3/8" Wood band edge
VN	- Wood edge veneer

Ⓒ Select surface finish.
Refer to color addendum at ki.com or KI Fabrics & Finishes binder.
Surface finish offerings are based on edge style selections. With 74P edge (74P), knife edge (KN), and wood band edge (34S), select from laminates. With wood edge veneer (VN), select from veneers.

Ⓓ Select edge color.
Refer to color addendum at ki.com or KI Fabrics & Finishes binder.
Edge color offerings are based on edge style selections. With 74P edge (74P) and knife edge (KN), select from 74P/knife colors. With wood edge veneer (VN), no edge color selection required. With wood band edge (34S), select wood edge colors.

Ⓔ Select desk color.
Refer to color addendum at ki.com or KI Fabrics & Finishes binder.

FINISH INFORMATION

Additional Laminate Offering
Additional laminates beyond KI standard offering, are available with two weeks extended leadtime. To specify additional laminates, use these designators followed by the supplier's color/pattern code:

Formica - LF/supplier's color pattern code
Nevamar - LN/supplier's color pattern code
Wilsonart - LW/supplier's color pattern code

KI's standard finish is the supplier's recommended finish for that color/pattern.
Note: Nonstandard laminates from these suppliers (example: textured laminates), require an upcharge and additional leadtime. Contact KI.

True® Desking System

Add-On Worksurfaces

74P Edge (74P)	Knife Edge (KN)	3/8" Wood Band Edge (34S)	Wood Edge Veneer (VN)
$ 1074	N/A	$ 1376	$ 1487
1261	N/A	1617	1743
$ 571	$ 628	$ 733	$ 793
671	738	860	927
$ 371	$ 409	$ 474	$ 515
437	481	560	605

SPECIAL SERVICES

Special Carton Marking

With specially marked information N/C

Shipping

Delivered. Shipped **k.d. freight prepaid f.o.b. Pembroke, Ontario K8A 0E1** factory. Freight class #70.

Specifications and prices are subject to change without prior notice.

True® Desking System

Transaction Worksurfaces

	MODEL	W	MODEL NUMBER Basic Model	Edge Style	Trim Color	Surface Finish	Edge Color	Desk Color	Approx. Packaged Weight
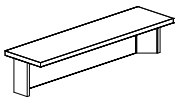 TRUE	**Standard Height Transaction Counter Straight** • Consists of top, two stanchions, steel privacy panel, and all required assembly hardware • Top of transaction surface is approximately 42" from floor • Space below transaction surface is 11-1/2" • Worksurface is 16" deep and overhangs 4" on guest side • Can mount transaction surface task lights underneath the surface ("TLT5" models) • Knife edge (KN) will have the knife edge only on the user side, the approach side will just have the standard 74P edge just like the approach side of the primary desk surface	24"	TSS24	□□□	□□□	□□□	□□	□□	25.0#
		30"	TSS30	□□□	□□□	□□□	□□	□□	29.0#
		36"	TSS36	□□□	□□□	□□□	□□	□□	33.0#
		42"	TSS42	□□□	□□□	□□□	□□	□□	38.0#
		48"	TSS48	□□□	□□□	□□□	□□	□□	42.0#
		54"	TSS54	□□□	□□□	□□□	□□	□□	46.0#
		60"	TSS60	□□□	□□□	□□□	□□	□□	50.0#
		66"	TSS66	□□□	□□□	□□□	□□	□□	54.0#
		72"	TSS72	□□□	□□□	□□□	□□	□□	59.0#
 TRUE	**Low Height Transaction Counter Straight** • Consists of top, two stanchions, steel privacy panel, and all required assembly hardware • Top of transaction surface is approximately 34" from floor • Space below transaction surface is 3-3/4" • Worksurface is 16" deep and overhangs 4" on guest side • Cannot mount task lights underneath the low transaction surface • Knife edge (KN) will have the knife edge only on the user side, the approach side will just have the standard 74P edge just like the approach side of the primary desk surface	24"	TLS24	□□□	□□□	□□□	□□	□□	18.0#
		30"	TLS30	□□□	□□□	□□□	□□	□□	22.0#
		36"	TLS36	□□□	□□□	□□□	□□	□□	25.0#
		42"	TLS42	□□□	□□□	□□□	□□	□□	29.0#
		48"	TLS48	□□□	□□□	□□□	□□	□□	33.0#
		54"	TLS54	□□□	□□□	□□□	□□	□□	36.0#
		60"	TLS60	□□□	□□□	□□□	□□	□□	40.0#
		66"	TLS66	□□□	□□□	□□□	□□	□□	43.0#
		72"	TLS72	□□□	□□□	□□□	□□	□□	47.0#
			Ⓐ	Ⓑ	Ⓒ	Ⓓ	Ⓔ	Ⓕ	

HOW TO ORDER

Indicate the following information on order form:
1. Quantity of each item.
2. Model number, including options. See "How To Build a Model Number".
3. Any special service required.

Note:
- The □ indicates that a choice is required.
- The absence of the □ indicates that no choice is required.
- Alpha-numeric characters in place of □ indicate that no other alternatives are available.

HOW TO BUILD A MODEL NUMBER

Ⓐ Select basic model.

Ⓑ Select edge style.

74P	- 74P edge
KN	- Knife edge
34S	- 3/8" Wood band edge
VN	- Wood edge veneer

Ⓒ Select trim color.
Refer to color addendum at ki.com or KI Fabrics & Finishes binder.

Ⓓ Select surface finish.
Refer to color addendum at ki.com or KI Fabrics & Finishes binder.
Surface finish offerings are based on edge style selections. With 74P edge (74P), knife edge (KN), and wood band edge (34S), select from laminates. With wood edge veneer (VN), select from veneers.

Ⓔ Select edge color.
Refer to color addendum at ki.com or KI Fabrics & Finishes binder.
Edge color offerings are based on edge style selections. With 74P edge (74P) and knife edge (KN), select from 74P/knife colors. With wood edge veneer (VN), no edge color selection required. With wood band edge (34S), select wood edge colors.

Ⓕ Select desk color.
Refer to color addendum at ki.com or KI Fabrics & Finishes binder.

FINISH INFORMATION

Additional Laminate Offering

Additional laminates beyond KI standard offering, are available with two weeks extended leadtime. To specify additional laminates, use these designators followed by the supplier's color/pattern code:

Formica - LF/supplier's color pattern code
Nevamar - LN/supplier's color pattern code
Wilsonart - LW/supplier's color pattern code

KI's standard finish is the supplier's recommended finish for that color/pattern.
Note: Nonstandard laminates from these suppliers (example: textured laminates), require an upcharge and additional leadtime. Contact KI.

True® Desking System

Transaction Worksurfaces

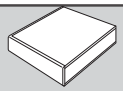
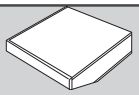
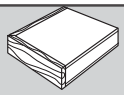
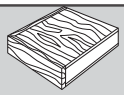

74P Edge (74P)	Knife Edge (KN)	3/8" Wood Band Edge (34S)	Wood Edge Veneer (VN)
$ 491	$ 540	$ 629	$ 681
506	557	650	700
520	571	665	717
527	580	674	727
554	606	706	763
559	614	714	770
567	624	723	781
581	637	747	805
606	667	774	836
$ 589	$ 663	$ 805	$ 710
602	684	847	667
619	713	896	711
637	742	1024	750
650	738	1027	788
681	781	1070	832
687	805	1073	873
715	844	1176	928
735	863	1178	966

SPECIAL SERVICES

Special Carton Marking

With specially marked information N/C

Shipping

Delivered. Shipped **k.d. freight prepaid f.o.b. Pembroke, Ontario K8A 0E1** factory. Freight class #70.

Specifications and prices are subject to change without prior notice.

True® Desking System

Transaction Worksurfaces

	MODEL	W-LEFT x W-RIGHT	MODEL NUMBER Basic Model	Edge Style	Trim Color	Surface Finish	Edge Color	Desk Color	Approx. Packaged Weight
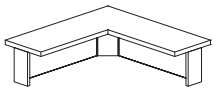 TRUE	**Standard Height Transaction Counter Corner** • Consists of top, three stanchions, steel privacy panels, and all required assembly hardware • Top of transaction surface is approximately 42" from floor • Space below transaction surface is 11-1/2" • Worksurface is 16" deep and overhangs 4" on guest side • Can mount transaction surface task lights underneath the surface ("TLT5" models) • Knife edge (KN) will have the knife edge only on the user side, the approach side will just have the standard 74P edge just like the approach side of the primary desk surface	42 x 42"	THC4242	□□□	□□□	□□□	□□	□□	66.0#
		48 x 48"	THC4848	□□□	□□□	□□□	□□	□□	74.0#
		48 x 60"	THC4860	□□□	□□□	□□□	□□	□□	83.0#
		48 x 66"	THC4866	□□□	□□□	□□□	□□	□□	87.0#
		48 x 72"	THC4872	□□□	□□□	□□□	□□	□□	91.0#
		60 x 48"	THC6048	□□□	□□□	□□□	□□	□□	83.0#
		66 x 48"	THC6648	□□□	□□□	□□□	□□	□□	87.0#
		72 x 48"	THC7248	□□□	□□□	□□□	□□	□□	91.0#
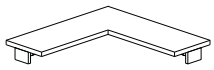 TRUE	**Low Height Transaction Counter Corner** • Consists of top, three stanchions, steel privacy panels, and all required assembly hardware • Top of transaction surface is approximately 34" from floor • Space below transaction surface is 3-3/4" • Worksurface is 16" deep and overhangs 4" on guest side • Cannot mount task lights underneath the low transaction surface • Knife edge (KN) will have the knife edge only on the user side, the approach side will just have the standard 74P edge just like the approach side of the primary desk surface	42 x 42"	TLC4242	□□□	□□□	□□□	□□	□□	51.0#
		48 x 48"	TLC4848	□□□	□□□	□□□	□□	□□	59.0#
		48 x 60"	TLC4860	□□□	□□□	□□□	□□	□□	66.0#
		48 x 66"	TLC4866	□□□	□□□	□□□	□□	□□	70.0#
		48 x 72"	TLC4872	□□□	□□□	□□□	□□	□□	73.0#
		60 x 48"	TLC6048	□□□	□□□	□□□	□□	□□	66.0#
		66 x 48"	TLC6648	□□□	□□□	□□□	□□	□□	70.0#
		72 x 48"	TLC7248	□□□	□□□	□□□	□□	□□	73.0#
			Ⓐ	Ⓑ	Ⓒ	Ⓓ	Ⓔ	Ⓕ	

HOW TO ORDER

Indicate the following information on order form:
1. Quantity of each item.
2. Model number, including options. See "How To Build a Model Number".
3. Any special service required.

Note:
- The □ indicates that a choice is required.
- The absence of the □ indicates that no choice is required.
- Alpha-numeric characters in place of □ indicate that no other alternatives are available.

HOW TO BUILD A MODEL NUMBER

Ⓐ Select basic model.

Ⓑ Select edge style.

74P	- 74P edge
KN	- Knife edge
34S	- 3/8" Wood band edge
VN	- Wood edge veneer

Ⓒ Select trim color.
Refer to color addendum at ki.com or KI Fabrics & Finishes binder.

Ⓓ Select surface finish.
Refer to color addendum at ki.com or KI Fabrics & Finishes binder.
Surface finish offerings are based on edge style selections. With 74P edge (74P), knife edge (KN), and wood band edge (34S), select from laminates. With wood edge veneer (VN), select from veneers.

Ⓔ Select edge color.
Refer to color addendum at ki.com or KI Fabrics & Finishes binder.
Edge color offerings are based on edge style selections. With 74P edge (74P) and knife edge (KN), select from 74P/knife colors. With wood edge veneer (VN), no edge color selection required. With wood band edge (34S), select wood edge colors.

Ⓕ Select desk color.
Refer to color addendum at ki.com or KI Fabrics & Finishes binder.

FINISH INFORMATION

Additional Laminate Offering

Additional laminates beyond KI standard offering, are available with two weeks extended leadtime. To specify additional laminates, use these designators followed by the supplier's color/pattern code:

Formica - LF/supplier's color pattern code
Nevamar - LN/supplier's color pattern code
Wilsonart - LW/supplier's color pattern code

KI's standard finish is the supplier's recommended finish for that color/pattern.
Note: Nonstandard laminates from these suppliers (example: textured laminates), require an upcharge and additional leadtime. Contact KI.

True® Desking System

Transaction Worksurfaces

74P Edge (74P)	Knife Edge (KN)	3/8" Wood Band Edge (34S)	Wood Edge Veneer (VN)
$ 863	$ 950	$ 1107	$ 1192
910	1000	1163	1259
944	1040	1207	1303
971	1069	1245	1344
1019	1121	1303	1408
944	1040	1207	1303
971	1069	1245	1344
1019	1121	1303	1408
$ 902	$ 944	$ 1302	$ 1553
931	972	1395	1760
986	1026	1513	2019
1026	1066	1618	2151
1044	1085	1618	2271
986	1026	1513	2019
1026	1066	1618	2151
1044	1085	1618	2271

SPECIAL SERVICES

Special Carton Marking

With specially marked information N/C

Shipping

Delivered. Shipped **k.d. freight prepaid f.o.b. Pembroke, Ontario K8A 0E1** factory. Freight class #70.

Specifications and prices are subject to change without prior notice.

True® Desking System Components

Privacy Screens - Exposed Frame

	MODEL	Features	W	MODEL NUMBER Basic Model	Dir.	Paint Color	Insert Finish	Approx. Packaged Weight
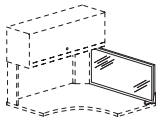 TRSC	**Single Desk Privacy Screen, stanchion/ end mount** • Exposed frame (core is translucent, frame painted) • Available in 18" height only • Attached to the desk with one stanchion support and one single grommet mounted bracket • Includes screen and all required mounting hardware except stanchion	Desk Width 24"	18"	TWSE24/E	□	□□□	□□□	7.0#
		Desk Width 30"	24"	TWSE30/E	□	□□□	□□□	8.0#
		Desk Width 36"	30"	TWSE36/E	□	□□□	□□□	9.0#
		Desk Width 42"	36"	TWSE42/E	□	□□□	□□□	11.0#
		Desk Width 48"	42"	TWSE48/E	□	□□□	□□□	12.0#
		Desk Width 54"	48"	TWSE54/E	□	□□□	□□□	13.0#
		Desk Width 60"	54"	TWSE60/E	□	□□□	□□□	14.0#
		Desk Width 66"	60"	TWSE66/E	□	□□□	□□□	16.0#
		Desk Width 72"	66"	TWSE72/E	□	□□□	□□□	17.0#
TRSC	**Single Desk Privacy Screen, end mount/ end mount** • Exposed frame (core is translucent, frame painted) • Available in 18" height only • Attached to the desk with two single grommet mounted brackets • Includes screen and all required mounting hardware	Desk Width 24"	24"	TWEE24/E		□□□	□□□	8.0#
		Desk Width 30"	30"	TWEE30/E		□□□	□□□	9.0#
		Desk Width 36"	36"	TWEE36/E		□□□	□□□	10.0#
		Desk Width 42"	42"	TWEE42/E		□□□	□□□	11.0#
		Desk Width 48"	48"	TWEE48/E		□□□	□□□	13.0#
		Desk Width 54"	54"	TWEE54/E		□□□	□□□	14.0#
		Desk Width 60"	60"	TWEE60/E		□□□	□□□	15.0#
		Desk Width 66"	66"	TWEE66/E		□□□	□□□	17.0#
		Desk Width 72"	72"	TWEE72/E		□□□	□□□	18.0#
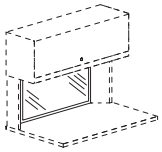 TRSC	**Single Desk Privacy Screen, between stanchions** • Exposed frame (core is translucent, frame painted) • Available in 18" height only • Attached between two stanchion supports • Includes screen and all required mounting hardware except stanchion • CANNOT be used simultaneously with Tool Rail (TATR)	Desk Width 24"	12"	TBS24/E		□□□	□□□	5.0#
		Desk Width 30"	18"	TBS30/E		□□□	□□□	6.0#
		Desk Width 36"	24"	TBS36/E		□□□	□□□	7.0#
		Desk Width 42"	30"	TBS42/E		□□□	□□□	9.0#
		Desk Width 48"	36"	TBS48/E		□□□	□□□	10.0#
		Desk Width 54"	42"	TBS54/E		□□□	□□□	11.0#
		Desk Width 60"	48"	TBS60/E		□□□	□□□	13.0#
		Desk Width 66"	54"	TBS66/E		□□□	□□□	14.0#
		Desk Width 72"	60"	TBS72/E		□□□	□□□	15.0#
				Ⓐ	Ⓑ	Ⓒ	Ⓓ	

HOW TO ORDER

Indicate the following information on order form:
1. Quantity of each item.
2. Model number, including options. See "How To Build a Model Number".
3. Any special service required.

Note: • The □ indicates that a choice is required.
• The absence of the □ indicates that no choice is required.
• Alpha-numeric characters in place of □ indicate that no other alternatives are available.

HOW TO BUILD A MODEL NUMBER

Ⓐ Select basic model.

Ⓑ Select direction.

L	- Left
R	- Right

Ⓒ Select paint color.
Refer to color addendum at ki.com or KI Fabrics & Finishes binder.

Ⓓ Select insert finish.
Refer to color addendum at ki.com or KI Fabrics & Finishes binder.

True® Desking System Components

Privacy Screens - Exposed Frame

Delivered Pricing
$ 230
255
317
376
431
488
527
583
640
$ 238
267
325
385
438
496
534
588
650
$ 225
249
307
368
420
481
520
577
632

SPECIAL SERVICES

Special Carton Marking

With specially marked information N/C

Shipping

Delivered. Shipped **k.d. freight prepaid f.o.b. Pembroke, Ontario K8A 0E1** factory. Freight class #70.

Specifications and prices are subject to change without prior notice.

True® Desking System Components

Privacy Screens - Exposed Frame

	MODEL	Features	W	MODEL NUMBER Basic Model	Paint Color	Insert Finish	Approx. Packaged Weight
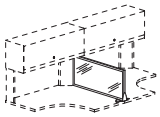 TRSC	**Shared Privacy Screen, stanchion/end mount** • Exposed frame (core is translucent, frame painted) • Available in 18" height only • Attached to the desk with one stanchion support and one double grommet mounted bracket • Includes screen and all required mounting hardware except stanchion	Desk Width 24"	18"	TSE24/E	□□□	□□□	6.0#
		Desk Width 30"	24"	TSE30/E	□□□	□□□	7.0#
		Desk Width 36"	30"	TSE36/E	□□□	□□□	8.0#
		Desk Width 42"	36"	TSE42/E	□□□	□□□	10.0#
		Desk Width 48"	42"	TSE48/E	□□□	□□□	11.0#
		Desk Width 54"	48"	TSE54/E	□□□	□□□	13.0#
		Desk Width 60"	54"	TSE60/E	□□□	□□□	14.0#
		Desk Width 66"	60"	TSE66/E	□□□	□□□	15.0#
		Desk Width 72"	66"	TSE72/E	□□□	□□□	17.0#
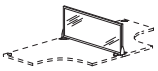 TRSC	**Shared Privacy Screen, end mount/end mount** • Exposed frame (core is translucent, frame painted) • Available in 18" height only • Mounts to the desk with two double grommet mounted brackets • Includes screen and all required mounting hardware	Desk Width 24"	24"	TEE24/E	□□□	□□□	7.0#
		Desk Width 30"	30"	TEE30/E	□□□	□□□	9.0#
		Desk Width 36"	36"	TEE36/E	□□□	□□□	10.0#
		Desk Width 42"	42"	TEE42/E	□□□	□□□	11.0#
		Desk Width 48"	48"	TEE48/E	□□□	□□□	13.0#
		Desk Width 54"	54"	TEE54/E	□□□	□□□	14.0#
		Desk Width 60"	60"	TEE60/E	□□□	□□□	15.0#
		Desk Width 66"	66"	TEE66/E	□□□	□□□	17.0#
		Desk Width 72"	72"	TEE72/E	□□□	□□□	18.0#
					Ⓐ	Ⓑ	Ⓒ

HOW TO ORDER

Indicate the following information on order form:
1. Quantity of each item.
2. Model number, including options. See "How To Build a Model Number".
3. Any special service required.

Note:
- The □ indicates that a choice is required.
- The absence of the □ indicates that no choice is required.
- Alpha-numeric characters in place of □ indicate that no other alternatives are available.

HOW TO BUILD A MODEL NUMBER

Ⓐ Select basic model.

Ⓑ Select paint color.
Refer to color addendum at ki.com or KI Fabrics & Finishes binder.

Ⓒ Select insert finish.
Refer to color addendum at ki.com or KI Fabrics & Finishes binder.

True® Desking System Components

Privacy Screens - Exposed Frame

Delivered Pricing
$ 230
255
317
376
431
488
527
583
640
$ 238
267
325
385
438
496
534
588
650

SPECIAL SERVICES

Special Carton Marking

With specially marked information N/C

Shipping

Delivered. Shipped **k.d. freight prepaid f.o.b. Pembroke, Ontario K8A 0E1** factory. Freight class #70.

Specifications and prices are subject to change without prior notice.

True® Desking System Components

Privacy Screens - Upholstered

	MODEL	Features	W	MODEL NUMBER Basic Model	Dir.	Paint Color	Fabric Color	Approx. Packaged Weight
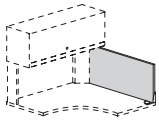 TRSC	**Single Desk Privacy Screen, stanchion/ end mount** • Upholstered (upholstered frame) fully tackable • Available in 18" height only • Attached to the desk with one stanchion support and one single grommet mounted bracket • 72" consists of two screens ganged together • Includes screen and all required mounting hardware except stanchion	Desk Width 24"	18"	TWSE24/U	☐	☐☐	☐☐☐☐	7.0#
		Desk Width 30"	24"	TWSE30/U	☐	☐☐	☐☐☐☐	8.0#
		Desk Width 36"	30"	TWSE36/U	☐	☐☐	☐☐☐☐	9.0#
		Desk Width 42"	36"	TWSE42/U	☐	☐☐	☐☐☐☐	11.0#
		Desk Width 48"	42"	TWSE48/U	☐	☐☐	☐☐☐☐	12.0#
		Desk Width 54"	48"	TWSE54/U	☐	☐☐	☐☐☐☐	13.0#
		Desk Width 60"	54"	TWSE60/U	☐	☐☐	☐☐☐☐	15.0#
		Desk Width 66"	60"	TWSE66/U	☐	☐☐	☐☐☐☐	16.0#
		Desk Width 72"	66"	TWSE72/U	☐	☐☐	☐☐☐☐	18.0#
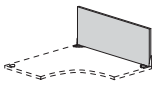 TRSC	**Single Desk Privacy Screen, end mount/ end mount** • Upholstered (upholstered frame) fully tackable • Available in 18" height only • Attached to the desk with two single grommet mounted brackets • 66" and 72" size consists of two screens ganged together • Includes screen and all required mounting hardware	Desk Width 24"	24"	TWEE24/U		☐☐	☐☐☐☐	7.0#
		Desk Width 30"	30"	TWEE30/U		☐☐	☐☐☐☐	9.0#
		Desk Width 36"	36"	TWEE36/U		☐☐	☐☐☐☐	10.0#
		Desk Width 42"	42"	TWEE42/U		☐☐	☐☐☐☐	11.0#
		Desk Width 48"	48"	TWEE48/U		☐☐	☐☐☐☐	13.0#
		Desk Width 54"	54"	TWEE54/U		☐☐	☐☐☐☐	14.0#
		Desk Width 60"	60"	TWEE60/U		☐☐	☐☐☐☐	16.0#
		Desk Width 66"	66"	TWEE66/U		☐☐	☐☐☐☐	18.0#
		Desk Width 72"	72"	TWEE72/U		☐☐	☐☐☐☐	19.0#
				Ⓐ	Ⓑ	Ⓒ	Ⓓ	

HOW TO ORDER

Indicate the following information on order form:
1. Quantity of each item.
2. Model number, including options. See "How To Build a Model Number".
3. Any special service required.

Note:
- The ☐ indicates that a choice is required.
- The absence of the ☐ indicates that no choice is required.
- Alpha-numeric characters in place of ☐ indicate that no other alternatives are available.

HOW TO BUILD A MODEL NUMBER

Ⓐ Select basic model.

Ⓑ Select direction.

L	- Left
R	- Right

Ⓒ Select paint color.
Refer to color addendum at ki.com or KI Fabrics & Finishes binder.

Ⓓ Select fabric color.
Refer to color addendum at ki.com or in KI Fabrics & Finishes binder.

True® Desking System Components

Privacy Screens - Upholstered

Delivered Pricing Fabric Grade 1 & C.O.M.	Delivered Pricing Fabric Grade 2	Delivered Pricing Fabric Grade 3 & Pallas Vertical Fabric Grade PV	Delivered Pricing Pallas Vertical Fabric Grade PV1	Delivered Pricing Pallas Vertical Fabric Grade PV2
$ 223	$ 230	$ 239	$ 252	$ 266
247	255	270	285	298
303	316	329	349	364
364	376	392	417	433
415	431	446	472	492
469	488	507	535	560
507	527	548	581	605
561	583	606	642	669
618	640	667	705	734
$ 229	$ 237	$ 247	$ 259	$ 274
253	266	276	292	303
311	324	337	358	371
369	385	398	424	440
422	438	457	483	504
478	496	516	548	567
516	535	560	589	618
568	589	618	652	678
625	650	676	715	746

SPECIAL SERVICES

Special Carton Marking

With specially marked information N/C

Shipping

Delivered. Shipped **k.d. freight prepaid f.o.b. Pembroke, Ontario K8A 0E1** factory. Freight class #70.

Specifications and prices are subject to change without prior notice.

True® Desking System Components

Privacy Screens - Upholstered

	MODEL	Features	W	MODEL NUMBER Basic Model	Paint Color	Fabric Color	Approx. Packaged Weight
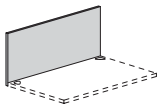 TRSC	**Single Desk Privacy Screen, mounted behind worksurface** • Upholstered (upholstered frame) fully tackable • Available in two heights: 20" matches the height of the stanchion mounted screen; 38" matches the height of an overhead storage unit • Mounts behind the back edge of the worksurface on brackets that attach to the underside of the worksurface • Adds 1" to overall depth of work station • 66" and 72" size consists of two screens ganged together • Includes screen and all required mounting hardware	Desk Width 24"	20"	TBW2024	□□	□□□□	9.0#
		Desk Width 30"	20"	TBW2030	□□	□□□□	11.0#
		Desk Width 36"	20"	TBW2036	□□	□□□□	12.0#
		Desk Width 42"	20"	TBW2042	□□	□□□□	14.0#
		Desk Width 48"	20"	TBW2048	□□	□□□□	15.0#
		Desk Width 54"	20"	TBW2054	□□	□□□□	18.0#
		Desk Width 60"	20"	TBW2060	□□	□□□□	20.0#
		Desk Width 66"	20"	TBW2066	□□	□□□□	22.0#
		Desk Width 72"	20"	TBW2072	□□	□□□□	24.0#
		Desk Width 24"	38"	TBW3824	□□	□□□□	17.0#
		Desk Width 30"	38"	TBW3830	□□	□□□□	20.0#
		Desk Width 36"	38"	TBW3836	□□	□□□□	23.0#
		Desk Width 42"	38"	TBW3842	□□	□□□□	25.0#
		Desk Width 48"	38"	TBW3848	□□	□□□□	28.0#
		Desk Width 54"	38"	TBW3854	□□	□□□□	34.0#
		Desk Width 60"	38"	TBW3860	□□	□□□□	36.0#
		Desk Width 66"	38"	TBW3866	□□	□□□□	42.0#
		Desk Width 72"	38"	TBW3872	□□	□□□□	45.0#
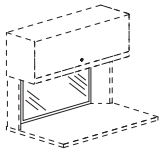 TRSC	**Single Desk Privacy Screen, between stanchions** • Upholstered (upholstered frame) fully tackable • Available in 18" height only • Attached between two stanchion supports • Includes screen and all required mounting hardware except stanchion • CANNOT be used simultaneously with Tool Rail (TATR)	Desk Width 24"	12"	TBS24/U	□□	□□□□	5.0#
		Desk Width 30"	18"	TBS30/U	□□	□□□□	6.0#
		Desk Width 36"	24"	TBS36/U	□□	□□□□	8.0#
		Desk Width 42"	30"	TBS42/U	□□	□□□□	9.0#
		Desk Width 48"	36"	TBS48/U	□□	□□□□	11.0#
		Desk Width 54"	42"	TBS54/U	□□	□□□□	12.0#
		Desk Width 60"	48"	TBS60/U	□□	□□□□	13.0#
		Desk Width 66"	54"	TBS66/U	□□	□□□□	15.0#
		Desk Width 72"	60"	TBS72/U	□□	□□□□	16.0#
					Ⓐ	Ⓑ	Ⓒ

HOW TO ORDER

Indicate the following information on order form:
1. Quantity of each item.
2. Model number, including options. See "How To Build a Model Number".
3. Any special service required.

Note: • The □ indicates that a choice is required.
• The absence of the □ indicates that no choice is required.
• Alpha-numeric characters in place of □ indicate that no other alternatives are available.

HOW TO BUILD A MODEL NUMBER

Ⓐ Select basic model.

Ⓑ Select paint color.
Refer to color addendum at ki.com or KI Fabrics & Finishes binder.

Ⓒ Select fabric color.
Refer to color addendum at ki.com or in KI Fabrics & Finishes binder.

True® Desking System Components

Privacy Screens - Upholstered

Delivered Pricing Fabric Grade 1 & C.O.M.	Delivered Pricing Fabric Grade 2	Delivered Pricing Fabric Grade 3 & Pallas Vertical Fabric Grade PV	Delivered Pricing Pallas Vertical Fabric Grade PV1	Delivered Pricing Pallas Vertical Fabric Grade PV2
$ 229	$ 237	$ 247	$ 259	$ 274
253	266	276	292	303
311	324	337	358	371
369	385	398	424	440
422	438	457	483	504
478	496	516	548	567
516	535	560	589	618
568	589	618	652	678
625	650	676	715	746
401	422	437	463	482
447	466	485	514	532
551	572	594	630	657
651	677	703	747	775
742	770	803	850	882
839	872	906	960	999
906	943	982	1041	1082
999	1040	1082	1145	1189
1097	1143	1187	1259	1309
$ 212	$ 225	$ 231	$ 245	$ 253
239	249	257	275	286
298	307	323	340	353
353	368	384	404	423
400	420	434	462	479
463	481	498	529	554
498	520	539	572	594
555	577	599	633	659
611	632	658	699	723

SPECIAL SERVICES

Special Carton Marking

With specially marked information N/C

Shipping

Delivered. Shipped **k.d. freight prepaid f.o.b. Pembroke, Ontario K8A 0E1** factory. Freight class #70.

Specifications and prices are subject to change without prior notice.

True® Desking System Components

Privacy Screens - Upholstered

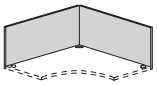

TRSC

Single Desk Corner Privacy Screen, mounted behind worksurface

- Upholstered (upholstered frame) fully tackable
- Available in two heights: 20" matches the height of the stanchion mounted screen; 38" matches the height of an overhead storage unit
- Mounts behind the back edge of the worksurface on brackets that attach to the underside of the worksurface
- Adds 1" to overall depth of workstation
- 66" and 72" size consists of two screens ganged together
- Includes screen and all required mounting hardware

MODEL	H x W-LEFT x W-RIGHT	MODEL NUMBER: Basic Model	Paint Color	Fabric Color	Approx. Packaged Weight
	20 x 42 x 42"	BWSC204242	□□	□□□□	28.0#
	20 x 48 x 48"	BWSC204848	□□	□□□□	30.0#
	20 x 48 x 60"	BWSC204860	□□	□□□□	35.0#
	20 x 48 x 66"	BWSC204866	□□	□□□□	37.0#
	20 x 48 x 72"	BWSC204872	□□	□□□□	39.0#
	20 x 60 x 48"	BWSC206048	□□	□□□□	35.0#
	20 x 66 x 48"	BWSC206648	□□	□□□□	37.0#
	20 x 72 x 48"	BWSC207248	□□	□□□□	39.0#
	38 x 42 x 42"	BWSC384242	□□	□□□□	50.0#
	38 x 48 x 48"	BWSC384848	□□	□□□□	56.0#
	38 x 48 x 60"	BWSC384860	□□	□□□□	64.0#
	38 x 48 x 66"	BWSC384866	□□	□□□□	70.0#
	38 x 48 x 72"	BWSC384872	□□	□□□□	73.0#
	38 x 60 x 48"	BWSC386048	□□	□□□□	64.0#
	38 x 66 x 48"	BWSC386648	□□	□□□□	70.0#
	38 x 72 x 48"	BWSC387248	□□	□□□□	73.0#
		Ⓐ	Ⓑ	Ⓒ	

HOW TO ORDER

Indicate the following information on order form:

1. Quantity of each item.
2. Model number, including options. See "How To Build a Model Number".
3. Any special service required.

Note:
- The □ indicates that a choice is required.
- The absence of the □ indicates that no choice is required.
- Alpha-numeric characters in place of □ indicate that no other alternatives are available.

HOW TO BUILD A MODEL NUMBER

Ⓐ Select basic model.

Ⓑ Select paint color.
Refer to color addendum at ki.com or KI Fabrics & Finishes binder.

Ⓒ Select fabric color.
Refer to color addendum at ki.com or in KI Fabrics & Finishes binder.

True® Desking System Components

Privacy Screens - Upholstered

Delivered Pricing Fabric Grade 1 & C.O.M.	Delivered Pricing Fabric Grade 2	Delivered Pricing Fabric Grade 3 & Pallas Vertical Fabric Grade PV	Delivered Pricing Pallas Vertical Fabric Grade PV1	Delivered Pricing Pallas Vertical Fabric Grade PV2
$ 740	$ 768	$ 800	$ 849	$ 880
844	876	912	967	1005
936	972	1013	1074	1117
991	1027	1070	1137	1181
1047	1086	1130	1199	1246
936	972	1013	1074	1117
991	1027	1070	1137	1181
1047	1086	1130	1199	1246
1300	1350	1403	1490	1552
1481	1541	1603	1701	1766
1646	1712	1781	1888	1962
1741	1810	1880	1995	2073
1839	1913	1989	2108	2193
1646	1712	1781	1888	1962
1741	1810	1880	1995	2073
1839	1913	1989	2108	2193

SPECIAL SERVICES

Special Carton Marking

With specially marked information N/C

Shipping

Delivered. Shipped **k.d. freight prepaid f.o.b. Pembroke, Ontario K8A 0E1** factory. Freight class #70.

Specifications and prices are subject to change without prior notice.

True® Desking System Components

Privacy Screens - Upholstered

	MODEL	Features	W	MODEL NUMBER Basic Model	Paint Color	Fabric Color	Approx. Packaged Weight
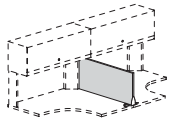 TRSC	**Shared Privacy Screen, stanchion/end mount** • Upholstered (upholstered frame) fully tackable • Available in 18" height only • Attached to the desk with one stanchion support and one double grommet mounted bracket • 72" size consists of two screens ganged together • Includes screen and all required mounting hardware except stanchion	Desk Width 24"	18"	TSE24/U	□□	□□□□	6.0#
		Desk Width 30"	24"	TSE30/U	□□	□□□□	7.0#
		Desk Width 36"	30"	TSE36/U	□□	□□□□	9.0#
		Desk Width 42"	36"	TSE42/U	□□	□□□□	10.0#
		Desk Width 48"	42"	TSE48/U	□□	□□□□	11.0#
		Desk Width 54"	48"	TSE54/U	□□	□□□□	13.0#
		Desk Width 60"	54"	TSE60/U	□□	□□□□	14.0#
		Desk Width 66"	60"	TSE66/U	□□	□□□□	16.0#
		Desk Width 72"	66"	TSE72/U	□□	□□□□	18.0#
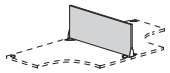 TRSC	**Shared Privacy Screen, end mount/end mount** • Upholstered (upholstered frame) fully tackable • Available in 18" height only • Mounts to the desk with two double grommet mounted brackets • 66" and 72" size consists of two screens ganged together • Includes screen and all required mounting hardware	Desk Width 24"	24"	TEE24/U	□□	□□□□	7.0#
		Desk Width 30"	30"	TEE30/U	□□	□□□□	8.0#
		Desk Width 36"	36"	TEE36/U	□□	□□□□	10.0#
		Desk Width 42"	42"	TEE42/U	□□	□□□□	11.0#
		Desk Width 48"	48"	TEE48/U	□□	□□□□	13.0#
		Desk Width 54"	54"	TEE54/U	□□	□□□□	14.0#
		Desk Width 60"	60"	TEE60/U	□□	□□□□	15.0#
		Desk Width 66"	66"	TEE66/U	□□	□□□□	17.0#
		Desk Width 72"	72"	TEE72/U	□□	□□□□	19.0#
					Ⓐ	Ⓑ	Ⓒ

HOW TO ORDER

Indicate the following information on order form:
1. Quantity of each item.
2. Model number, including options. See "How To Build a Model Number".
3. Any special service required.

Note: • The □ indicates that a choice is required.
• The absence of the □ indicates that no choice is required.
• Alpha-numeric characters in place of □ indicate that no other alternatives are available.

HOW TO BUILD A MODEL NUMBER

Ⓐ Select basic model.

Ⓑ Select frame paint color.
Refer to color addendum at ki.com or KI Fabrics & Finishes binder.

Ⓒ Select fabric color.
Refer to color addendum at ki.com or in KI Fabrics & Finishes binder.

True® Desking System Components

Privacy Screens - Upholstered

Delivered Pricing Fabric Grade 1 & C.O.M.	Delivered Pricing Fabric Grade 2	Delivered Pricing Fabric Grade 3 & Pallas Vertical Fabric Grade PV	Delivered Pricing Pallas Vertical Fabric Grade PV1	Delivered Pricing Pallas Vertical Fabric Grade PV2
$ 223	$ 230	$ 239	$ 252	$ 266
247	255	270	285	298
303	317	329	349	364
364	376	392	417	433
415	431	446	472	492
469	488	507	535	560
507	527	548	581	605
561	583	606	642	669
618	640	667	705	734
$ 229	$ 237	$ 247	$ 259	$ 274
253	266	276	292	303
311	324	337	358	371
369	385	398	424	440
422	438	457	483	504
478	496	516	548	567
516	535	560	589	618
568	589	618	652	678
625	650	676	715	746

SPECIAL SERVICES

Special Carton Marking

With specially marked information N/C

Shipping

Delivered. Shipped **k.d. freight prepaid f.o.b. Pembroke, Ontario K8A 0E1** factory. Freight class #70.

Specifications and prices are subject to change without prior notice.

True® Desking System Components

Worksurface Dividers

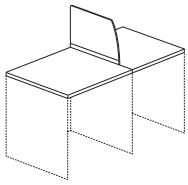

TRSC

MODEL	W	MODEL NUMBER Basic Model	MODEL NUMBER Paint Color	Approx. Packaged Weight
Worksurface Dividers • Divides two similar depth worksurfaces • Mounted to the underside of the work-surface • Can be used with overheads, shelves and stanchions	24"	TDV24	□□	3.0#
	30"	TDV30	□□	3.0#
		Ⓐ	Ⓑ	

HOW TO ORDER

Indicate the following information on order form:
1. Quantity of each item.
2. Model number, including options. See "How To Build a Model Number".
3. Any special service required.

Note: • The □ indicates that a choice is required.
• The absence of the □ indicates that no choice is required.
• Alpha-numeric characters in place of □ indicate that no other alternatives are available.

HOW TO BUILD A MODEL NUMBER

Ⓐ Select basic model.

Ⓑ Select paint color.
Refer to color addendum at ki.com or KI Fabrics & Finishes binder.

True® Desking System Components

Worksurface Dividers

Delivered Pricing
$ 228
258

SPECIAL SERVICES

Special Carton Marking

With specially marked information	N/C

Shipping

Delivered. Shipped **k.d. freight prepaid f.o.b. Pembroke, Ontario K8A 0E1** factory. Freight class #70.

Specifications and prices are subject to change without prior notice.

True® Desking System Components

Tool Rails

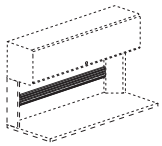

TRAC

Tool Rail, stanchion/stanchion mounted

- Accomodates paper management components
- Mounts between stanchions
- Field installable
- Painted aluminum construction
- Consists of four slots to accept components
- Actual length is 12" shorter than work-surface
- Stanchions ordered with overhead or individually (TST19 and TST11)
- CANNOT be used simultaneously with stanchion mounted Privacy Screen (TBS)

MODEL	Features	W	MODEL NUMBER: Basic Model	MODEL NUMBER: Paint Color	Approx. Packaged Weight
	Desk width 24"	12"	TATR24/SS	□□	3.0#
	Desk width 30"	18"	TATR30/SS	□□	3.0#
	Desk width 36"	24"	TATR36/SS	□□	3.0#
	Desk width 42"	30"	TATR42/SS	□□	4.0#
	Desk width 48"	36"	TATR48/SS	□□	5.0#
	Desk width 54"	42"	TATR54/SS	□□	5.0#
	Desk width 60"	48"	TATR60/SS	□□	6.0#
	Desk width 66"	54"	TATR66/SS	□□	7.0#
	Desk width 72"	60"	TATR72/SS	□□	8.0#
			Ⓐ	Ⓑ	

HOW TO ORDER

Indicate the following information on order form:

1. Quantity of each item.
2. Model number, including options. See "How To Build a Model Number".
3. Any special service required.

Note:
- The □ indicates that a choice is required.
- The absence of the □ indicates that no choice is required.
- Alpha-numeric characters in place of □ indicate that no other alternatives are available.

HOW TO BUILD A MODEL NUMBER

Ⓐ Select basic model.

Ⓑ Select paint color.
Refer to color addendum at ki.com or KI Fabrics & Finishes binder.

True® Desking System Components

Tool Rails

Delivered Pricing
$ 130
133
140
147
156
178
197
207
219

SPECIAL SERVICES

Special Carton Marking

With specially marked information N/C

Shipping

Delivered. Shipped **k.d. freight prepaid f.o.b. Pembroke, Ontario K8A 0E1** factory. Freight class #70.

Specifications and prices are subject to change without prior notice.

True® Desking System Components

Paper Management

	MODEL	H x W x D	MODEL NUMBER Basic Model	MODEL NUMBER Accessory Color	Approx. Packaged Weight
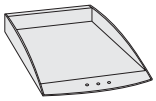 HRDPT	**Paper Tray** • Plastic construction • Stores letter or legal size documents • Suspends from tool rail • Suitable for free-standing worksurface or overhead location	2 x 9-1/2 x 14"	PPLL	□□	1.0#
HRDPT	**Diagonal Storage** • Plastic construction • Suspends only from tool rail • Suitable for free-standing worksurface or overhead location • Three slanted partitions per unit • Dividers in black only	2-1/2 x 7 x 12-1/2"	PPDS	□□	4.0#
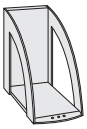 HRDPT	**Vertical Storage** • Injection molded plastic construction • Suspends only from tool rail • Suitable for free-standing worksurface or overhead location • Stores binders, phone books or periodicals	9 x 5 x 10-1/2"	PPVS	□□	1.0#
			Ⓐ	Ⓑ	

HOW TO ORDER

Indicate the following information on order form:

1. Quantity of each item.
2. Model number, including options. See "How To Build a Model Number".
3. Any special service required.

Note:
- The □ indicates that a choice is required.
- The absence of the □ indicates that no choice is required.
- Alpha-numeric characters in place of □ indicate that no other alternatives are available.

HOW TO BUILD A MODEL NUMBER

Ⓐ Select basic model.

Ⓑ Select accessory color.
Refer to color addendum at ki.com or KI Fabrics & Finishes binder.

True® Desking System Components

Paper Management

Delivered Pricing
$ 41
$ 41
$ 39

SPECIAL SERVICES

Special Carton Marking

With specially marked information N/C

Shipping

Shipped **k.d. freight prepaid f.o.b. Manitowoc, Wisconsin 54220** factory. Freight class #70.

Specifications and prices are subject to change without prior notice.

True® Desking System Components

Paper Management

	MODEL	H x W x D	MODEL NUMBER		Approx. Packaged Weight
			Basic Model	Accessory Color	
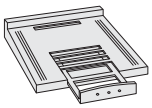 HRDPT	**Telephone Caddy** • Plastic construction • Holds telephone up to 8-1/2" wide and 9-1/2" deep • Suspends from tool rail	2 x 8 1/2 x 9 1/2"	PPTC	☐☐	0.8#
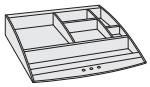 HRDPT	**Accessory Tray** • Injection molded plastic • Stores stamps, tape dispenser, post-it pads and paper clips • Suspends from tool rail	2 x 9 1/2 x 10"	PPAT	☐☐	6.0#
HRDPT	**Pencil Cup** • Injection molded plastic construction • Suspends from tool rail	4 x 4 x 3 1/2"	PPPC	☐☐	0.3#
			Ⓐ	Ⓑ	

HOW TO ORDER

Indicate the following information on order form:
1. Quantity of each item.
2. Model number, including options. See "How To Build a Model Number".
3. Any special service required.

Note: • The ☐ indicates that a choice is required.
• The absence of the ☐ indicates that no choice is required.
• Alpha-numeric characters in place of ☐ indicate that no other alternatives are available.

HOW TO BUILD A MODEL NUMBER

Ⓐ Select basic model.

Ⓑ Select accessory color.
Refer to color addendum at ki.com or KI Fabrics & Finishes binder.

True® Desking System Components

Paper Management

Delivered Pricing
$ 50
$ 34
$ 34

SPECIAL SERVICES

Special Carton Marking

With specially marked information N/C

Shipping

Shipped **k.d. freight prepaid f.o.b. Manitowoc, Wisconsin 54220** factory. Freight class #70.

Specifications and prices are subject to change without prior notice.

True® Desking System Components

Balance® Overhead Storage

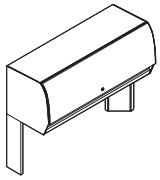

BOH

Solid Color Upper Door

- Stanchions and mounting brackets included
- The KI Balance® Overhead allows users the option to interchange from a True® Desk mount solution to a KI office panel system
- Colored or translucent extruded door
- Painted cabinet and lower door
- Shelf dividers available separately
- Cabinet is fully assembled

MODEL	W	MODEL NUMBER: Basic Model	Cabinet Paint Color	Upper Door Solid Color	Stanchion Door Color	Lock Option	Approx. Packaged Weight
	30"	BLCS30/TR	□□	□□□	□□□	□□□	52.0#
	36"	BLCS36/TR	□□	□□□	□□□	□□□	58.0#
	42"	BLCS42/TR	□□	□□□	□□□	□□□	58.0#
	48"	BLCS48/TR	□□	□□□	□□□	□□□	64.0#
	54"	BLCS54/TR	□□	□□□	□□□	□□□	70.0#
	60"	BLCS60/TR	□□	□□□	□□□	□□□	78.0#
	66"	BLCS66D/TR	□□	□□□	□□□	□□□	92.0#
	72"	BLCS72D/TR	□□	□□□	□□□	□□□	116.0#
		Ⓐ	Ⓑ	Ⓒ	Ⓓ	Ⓔ	

HOW TO ORDER

Indicate the following information on order form:

1. Quantity of each item.
2. Model number, including options. See "How To Build a Model Number".
3. Any special service required.

Note:
- The □ indicates that a choice is required.
- The absence of the □ indicates that no choice is required.
- Alpha-numeric characters in place of □ indicate that no other alternatives are available.

HOW TO BUILD A MODEL NUMBER

Ⓐ Select basic model.

Ⓑ Select cabinet paint color. Refer to color addendum at ki.com or KI Fabrics & Finishes binder.

Ⓒ Select upper door solid color. Refer to color addendum at ki.com or KI Fabrics & Finishes binder.

Ⓓ Select stanchion door color. Refer to color addendum at ki.com or KI Fabrics & Finishes binder.

Ⓔ Select lock option.

KS	- Key standard
NLC	- No lock core
KA	- Key alike

BLCS, BLCL, BLSF

Overhead Width	30"	36"	42"	48"	54"	60"	66"	72"
Door Overhang in Open Position	3"	3"	3"	3"	3"	3"	3"	3"
No. of Doors	1	1	1	1	1	1	2	2
Inside Width of Overhead	27-3/4"	33-3/4"	39-3/4"	45-3/4"	51-3/4"	57-3/4"	63-3/4"	69-3/4"
Dimension Between Sets at Workstations	18"	24"	30"	36"	42"	48"	54"	60"

True® Desking System Components

Balance® Overhead Storage

Delivered Pricing
$ 1326
1354
1385
1452
1541
1563
2457
2517

SPECIAL SERVICES

Special Carton Marking

With specially marked information N/C

Shipping

Shipped **assembled freight prepaid f.o.b.Manitowoc, Wisconsin 54220** factory.
Freight class #77.5

Specifications and prices are subject to change without prior notice.

True® Desking System Components

Balance® Overhead Storage

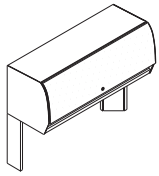

BOH

Laminate Upper Door

- Stanchions and mounting brackets included
- The KI Balance® Overhead allows users the option to interchange from a True® Desk mount solution to a KI office panel system
- Laminate covered upper door
- Painted cabinet and lower door
- Shelf dividers available separately
- Cabinet is fully assembled

MODEL	W	MODEL NUMBER: Basic Model	Cabinet Paint Color	Upper Door Laminate	Stanchion Door Color	Laminate Door Edge Color	Lock Option	Approx. Packaged Weight
	30"	BLCL30/TR	□□	□□□	□□□	□□□	□□□	52.0#
	36"	BLCL36/TR	□□	□□□	□□□	□□□	□□□	52.0#
	42"	BLCL42/TR	□□	□□□	□□□	□□□	□□□	58.0#
	48"	BLCL48/TR	□□	□□□	□□□	□□□	□□□	64.0#
	54"	BLCL54/TR	□□	□□□	□□□	□□□	□□□	64.0#
	60"	BLCL60/TR	□□	□□□	□□□	□□□	□□□	78.0#
	66"	BLCL66D/TR	□□	□□□	□□□	□□□	□□□	91.0#
	72"	BLCL72D/TR	□□	□□□	□□□	□□□	□□□	104.0#
			A	B	C	D	E	F

HOW TO ORDER

Indicate the following information on order form:

1. Quantity of each item.
2. Model number, including options. See "How To Build a Model Number".
3. Any special service required.

Note:
- The □ indicates that a choice is required.
- The absence of the □ indicates that no choice is required.
- Alpha-numeric characters in place of □ indicate that no other alternatives are available.

HOW TO BUILD A MODEL NUMBER

A Select basic model.

B Select cabinet paint color. Refer to color addendum at ki.com or KI Fabrics & Finishes binder.

C Select upper door laminate color. Refer to color addendum at ki.com or KI Fabrics & Finishes binder.

D Select stanchion door color. Refer to color addendum at ki.com or KI Fabrics & Finishes binder.

E Select laminate door edge color. Refer to color addendum at ki.com or KI Fabrics & Finishes binder.

F Select lock option.

KS	- Key standard
NLC	- No lock core
KA	- Key alike

BLCS, BLCL, BLSF

Overhead Width	30"	36"	42"	48"	54"	60"	66"	72"
Door Overhang in Open Position	3"	3"	3"	3"	3"	3"	3"	3"
No. of Doors	1	1	1	1	1	1	2	2
Inside Width of Overhead	27-3/4"	33-3/4"	39-3/4"	45-3/4"	51-3/4"	57-3/4"	63-3/4"	69-3/4"
Dimension Between Sets at Workstations	18"	24"	30"	36"	42"	48"	54"	60"

True® Desking System Components

Balance® Overhead Storage

Delivered Pricing
$ 1572
1629
1689
1768
1914
1944
2971
3094

FINISH INFORMATION

Additional Laminate Offering
Additional laminates beyond KI standard offering, are available with two weeks extended leadtime. To specify additional laminates, use these designators followed by the supplier's color/pattern code:

Formica - LF/supplier's color pattern code
Nevamar - LN/supplier's color pattern code
Wilsonart - LW/supplier's color pattern code

KI's standard finish is the supplier's recommended finish for that color/pattern.
Note: Nonstandard laminates from these suppliers (example: textured laminates), require an upcharge and additional leadtime. Contact KI.

SPECIAL SERVICES

Special Carton Marking

With specially marked information	N/C

Shipping
Shipped **assembled freight prepaid f.o.b.Manitowoc, Wisconsin 54220** factory. Freight class #77.5

Specifications and prices are subject to change without prior notice.

True® Desking System Components

Balance® Overhead Storage

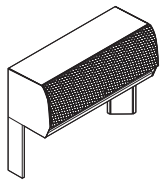

BOH

Fabric Upper Door

- Stanchions and mounting brackets included
- The KI Balance® Overhead allows users the option to interchange from a True® Desk mount solution to a KI office panel system
- Fabric covered upper door
- Painted cabinet and lower door
- Shelf dividers available separately
- Cabinet is fully assembled

MODEL	W	MODEL NUMBER: Basic Model	Cabinet Paint Color	Fabric Color	Stanchion Door Color	Lock Option	Approx. Packaged Weight
	30"	BLCF30/TR	□□	□□□□	□□□	□□□	46.0#
	36"	BLCF36/TR	□□	□□□□	□□□	□□□	52.0#
	42"	BLCF42/TR	□□	□□□□	□□□	□□□	58.0#
	48"	BLCF48/TR	□□	□□□□	□□□	□□□	64.0#
	54"	BLCF54/TR	□□	□□□□	□□□	□□□	70.0#
	60"	BLCF60/TR	□□	□□□□	□□□	□□□	78.0#
	66"	BLCF66D/TR	□□	□□□□	□□□	□□□	91.0#
	72"	BLCF72D/TR	□□	□□□□	□□□	□□□	104.0#
		A	B	C	D	E	

HOW TO ORDER

Indicate the following information on order form:

1. Quantity of each item.
2. Model number, including options. See "How To Build a Model Number".
3. Any special service required.

Note:
- The □ indicates that a choice is required.
- The absence of the □ indicates that no choice is required.
- Alpha-numeric characters in place of □ indicate that no other alternatives are available.

HOW TO BUILD A MODEL NUMBER

A Select basic model.

B Select cabinet paint color. Refer to color addendum at ki.com or KI Fabrics & Finishes binder.

C Select upper door fabric color. Refer to color addendum at ki.com or in KI Fabrics & Finishes binder.

D Select stanchion door color. Refer to color addendum at ki.com or KI Fabrics & Finishes binder.

E Select lock option.

KS	- Key standard
NLC	- No lock core
KA	- Key alike

BLCS, BLCL, BLSF

Overhead Width	30"	36"	42"	48"	54"	60"	66"	72"
Door Overhang in Open Position	3"	3"	3"	3"	3"	3"	3"	3"
No. of Doors	1	1	1	1	1	1	2	2
Inside Width of Overhead	27-3/4"	33-3/4"	39-3/4"	45-3/4"	51-3/4"	57-3/4"	63-3/4"	69-3/4"
Dimension Between Sets at Workstations	18"	24"	30"	36"	42"	48"	54"	60"

True® Desking System Components

Balance® Overhead Storage

Delivered Pricing Fabric Grade 1 & C.O.M.	Delivered Pricing Fabric Grade 2	Delivered Pricing Fabric Grade 3 & Pallas Vertical Fabric Grade PV	Delivered Pricing Pallas Vertical Fabric Grade PV1	Delivered Pricing Pallas Vertical Fabric Grade PV2
$ 1423	$ 1433	$ 1451	$ 1474	$ 1495
1451	1460	1484	1506	1526
1483	1492	1516	1537	1561
1550	1563	1583	1610	1632
1658	1669	1696	1719	1748
1677	1687	1713	1742	1767
2644	2665	2708	2752	2792
2706	2728	2769	2815	2855

SPECIAL SERVICES

Special Carton Marking

With specially marked information N/C

Shipping

Shipped **assembled freight prepaid f.o.b.Manitowoc, Wisconsin 54220** factory. Freight class #77.5

Specifications and prices are subject to change without prior notice.

True® Desking System Components

Balance® Task Lights

	MODEL	W	MODEL NUMBER Basic Model	Approx. Packaged Weight
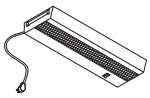 HRDPT	**Balance® Task Lights** • Electronic ballast	24"	BTLT5.24	3.9#
		36"	BTLT5.36	5.3#
		48"	BTLT5.48	6.7#
			Ⓐ	

HOW TO ORDER

Indicate the following information on order form:
1. Quantity of each item.
2. Model number, including options. See "How To Build a Model Number".
3. Any special service required.

Note: • The ☐ indicates that a choice is required.
• The absence of the ☐ indicates that no choice is required.
• Alpha-numeric characters in place of ☐ indicate that no other alternatives are available.

HOW TO BUILD A MODEL NUMBER

Ⓐ Select basic model.

INFORMATION

TASK LIGHT CABINET WIDTH

Cabinet Width	Light Width
24"	18"
30"	24"
36"	24"
42"	36"
48"	36"
54"	48"
60"	48"
66"	(2)24"
72"	(2)24"

True® Desking System Components

Balance® Task Lights

Delivered Pricing
$ 109
121
127

SPECIAL SERVICES

Special Carton Marking

With specially marked information	N/C

Shipping

Shipped **assembled freight prepaid f.o.b. Manitowoc, Wisconsin 54220** factory. Freight class #100.

Specifications and prices are subject to change without prior notice.

True® Desking System Components

Universal Overhead Storage

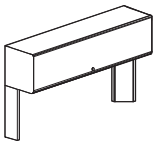

VUOS

MODEL	W	MODEL NUMBER: Basic Model	Cabinet Paint Color	Handle Color	Stanchion Door Color	Lock Option	Approx. Packaged Weight
Steel Overhead Cabinet	24"	PRDS24/TR	□□	□□□	□□□	□□□	34.0#
• Includes support stanchions	30"	PRDS30/TR	□□	□□□	□□□	□□□	39.0#
• The KI Universal Overhead allows users the option to interchange from a True® Desk mount solution to a KI office panel system	36"	PRDS36/TR	□□	□□□	□□□	□□□	44.0#
• Steel end panels, bottom, top shelf, and door with powder-coated finish	42"	PRDS42/TR	□□	□□□	□□□	□□□	49.0#
• Steel door	48"	PRDS48/TR	□□	□□□	□□□	□□□	54.0#
• Double-bit lock is included with key alike option	54"	PRDS54/TR	□□	□□□	□□□	□□□	60.0#
• Door stores recessed with handle exposed	60"	PRDS60/TR	□□	□□□	□□□	□□□	64.0#
• Shelf depth is 13-1/4"	66"	PRDS66/TR	□□	□□□	□□□	□□□	61.0#
• Must order 66" and 72" worksurfaces with optional center grommet	72"	PRDS72/TR	□□	□□□	□□□	□□□	65.0#
• 66" overhead consists of 30" and 36" cabinets supported at juncture of cabinets by support stanchion							
• 72" overhead consist of two 36" cabinets supported at juncture of cabinets by support stanchion							
• Accepts shelf divider							
		Ⓐ	Ⓑ	Ⓒ	Ⓓ	Ⓔ	

HOW TO ORDER

Indicate the following information on order form:

1. Quantity of each item.
2. Model number, including options. See "How To Build a Model Number".
3. Any special service required.

Note:
- The □ indicates that a choice is required.
- The absence of the □ indicates that no choice is required.
- Alpha-numeric characters in place of □ indicate that no other alternatives are available.

HOW TO BUILD A MODEL NUMBER

Ⓐ Select basic model.

Ⓑ Select cabinet paint color. Refer to color addendum at ki.com or KI Fabrics & Finishes binder.

Ⓒ Select door handle trim color. Refer to color addendum at ki.com or KI Fabrics & Finishes binder.

Ⓓ Select stanchion door color. Refer to color addendum at ki.com or KI Fabrics & Finishes binder.

Ⓔ Select lock option.

KS	- Key standard
NLC	- No lock core
KA	- Key alike

PRDS, PRDF, PRDL, PRDV

Overhead Width	30"	36"	42"	48"	54"	60"	66"	72"
Door Overhang in Open Position	4"	4"	4"	4"	4"	4"	4"	4"
No. of Doors	1	1	1	1	1	1	2	2
Inside Width of Overhead	29-1/2"	35-1/2"	41-1/2"	47-1/2"	53-1/2"	59-1/2"	29-1/2" & 35-1/2"	2 x 35-1/2"
Dimension Between Sets at Workstations	18"	24"	30"	36"	42"	48"	19-3/4" & 25-3/4"	2 x 25-3/4"

True® Desking System Components

Universal Overhead Storage

Delivered Pricing
$ 878
890
911
939
1005
1028
1110
1577
1678

SPECIAL SERVICES

Special Carton Marking

With specially marked information N/C

Shipping

Shipped **k.d. freight prepaid f.o.b. Manitowoc, Wisconsin 54220** factory. Freight class #70.

Specifications and prices are subject to change without prior notice.

True® Desking System Components

Universal Overhead Storage

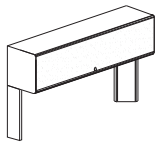

VUOF

Fabric Overhead Cabinet

- Includes support stanchions
- The KI Universal Overhead allows users the option to interchange from a True® Desk mount solution to a KI office panel system
- Steel end panels, bottom, top shelf, and door with powder-coated finish
- Fabric-covered door
- Double-bit lock is included with key alike option
- Door stores recessed with handle exposed
- Shelf depth is 13-1/4"
- Must order 66" and 72" worksurfaces with optional center grommet
- 66" overhead consists of 30" and 36" cabinets supported at juncture of cabinets by support stanchion
- 72" overhead consist of two 36" cabinets supported at juncture of cabinets by support stanchion
- Accepts shelf divider

MODEL	W	MODEL NUMBER: Basic Model	Cabinet Paint Color	Handle Color	Stanchion Door Color	Fabric Color	Lock Option	Approx. Packaged Weight
			Ⓐ	Ⓑ	Ⓒ	Ⓓ	Ⓔ	Ⓕ
	24"	PRDF24/TR	□□	□□□	□□□	□□□□	□□□	32.0#
	30"	PRDF30/TR	□□	□□□	□□□	□□□□	□□□	36.0#
	36"	PRDF36/TR	□□	□□□	□□□	□□□□	□□□	40.0#
	42"	PRDF42/TR	□□	□□□	□□□	□□□□	□□□	44.0#
	48"	PRDF48/TR	□□	□□□	□□□	□□□□	□□□	49.0#
	54"	PRDF54/TR	□□	□□□	□□□	□□□□	□□□	53.0#
	60"	PRDF60/TR	□□	□□□	□□□	□□□□	□□□	57.0#
	66"	PRDF66/TR	□□	□□□	□□□	□□□□	□□□	61.0#
	72"	PRDF72/TR	□□	□□□	□□□	□□□□	□□□	65.0#

HOW TO ORDER

Indicate the following information on order form:

1. Quantity of each item.
2. Model number, including options. See "How To Build a Model Number".
3. Any special service required.

Note:
- The □ indicates that a choice is required.
- The absence of the □ indicates that no choice is required.
- Alpha-numeric characters in place of □ indicate that no other alternatives are available.

HOW TO BUILD A MODEL NUMBER

Ⓐ Select basic model.

Ⓑ Select cabinet paint color. Refer to color addendum at ki.com or KI Fabrics & Finishes binder.

Ⓒ Select door handle trim color. Refer to color addendum at ki.com or KI Fabrics & Finishes binder.

Ⓓ Select stanchion door color. Refer to color addendum at ki.com or KI Fabrics & Finishes binder.

Ⓔ Select fabric. Refer to color addendum at ki.com or in KI Fabrics & Finishes binder.

Ⓕ Select lock option.

KS	- Key standard
NLC	- No lock core
KA	- Key alike

PRDS, PRDF, PRDL, PRDV

Overhead Width	30"	36"	42"	48"	54"	60"	66"	72"
Door Overhang in Open Position	4"	4"	4"	4"	4"	4"	4"	4"
No. of Doors	1	1	1	1	1	1	2	2
Inside Width of Overhead	29-1/2"	35-1/2"	41-1/2"	47-1/2"	53-1/2"	59-1/2"	29-1/2" & 35-1/2"	2 x 35-1/2"
Dimension Between Sets at Workstations	18"	24"	30"	36"	42"	48"	19-3/4" & 25-3/4"	2 x 25-3/4"

True® Desking System Components

Universal Overhead Storage

Delivered Pricing Fabric Grade 1 & C.O.M.	Delivered Pricing Fabric Grade 2	Delivered Pricing Fabric Grade 3 & Pallas Vertical Fabric Grade PV	Delivered Pricing Pallas Vertical Fabric Grade PV1	Delivered Pricing Pallas Vertical Fabric Grade PV2
$ 927	$ 933	$ 946	$ 955	$ 967
955	962	975	987	999
986	991	1003	1016	1028
1005	1012	1027	1040	1052
1033	1041	1053	1065	1082
1155	1163	1180	1196	1212
1207	1214	1230	1248	1265
1732	1745	1768	1794	1817
1781	1796	1818	1846	1870

SPECIAL SERVICES

Special Carton Marking

With specially marked information N/C

Shipping

Shipped **k.d. freight prepaid f.o.b. Manitowoc, Wisconsin 54220** factory. Freight class #70.

Specifications and prices are subject to change without prior notice.

True® Desking System Components

Universal Overhead Storage

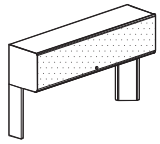

VUOL

MODEL	W	MODEL NUMBER: Basic Model	Cabinet Paint Color	Handle Color	Stanchion Door Color	Laminate Color	Lock Option	Approx. Packaged Weight
Laminate Overhead Cabinet • Includes support stanchions • The KI Universal Overhead allows users the option to interchange from a True® Desk mount solution to a KI office panel system • Steel end panels, bottom, top shelf, and door with powder-coated finish • High-pressure laminate on particleboard door • Double-bit lock is included with key alike option • Door stores recessed with handle exposed • Shelf depth is 13-1/4" • Must order 66" and 72" worksurfaces with optional center grommet • 66" overhead consists of 30" and 36" cabinets supported at juncture of cabinets by support stanchion • 72" overhead consist of two 36" cabinets supported at juncture of cabinets by support stanchion • Accepts shelf divider	24"	PRDL24/TR	□□	□□□	□□□	□□□	□□□	32.0#
	30"	PRDL30/TR	□□	□□□	□□□	□□□	□□□	36.0#
	36"	PRDL36/TR	□□	□□□	□□□	□□□	□□□	40.0#
	42"	PRDL42/TR	□□	□□□	□□□	□□□	□□□	44.0#
	48"	PRDL48/TR	□□	□□□	□□□	□□□	□□□	48.0#
	54"	PRDL54/TR	□□	□□□	□□□	□□□	□□□	53.0#
	60"	PRDL60/TR	□□	□□□	□□□	□□□	□□□	57.0#
	66"	PRDL66/TR	□□	□□□	□□□	□□□	□□□	61.0#
	72"	PRDL72/TR	□□	□□□	□□□	□□□	□□□	65.0#
			Ⓐ	Ⓑ	Ⓒ	Ⓓ	Ⓔ	Ⓕ

HOW TO ORDER

Indicate the following information on order form:
1. Quantity of each item.
2. Model number, including options. See "How To Build a Model Number".
3. Any special service required.

Note: • The □ indicates that a choice is required.
• The absence of the □ indicates that no choice is required.
• Alpha-numeric characters in place of □ indicate that no other alternatives are available.

HOW TO BUILD A MODEL NUMBER

Ⓐ Select basic model.

Ⓑ Select cabinet paint color. Refer to color addendum at ki.com or KI Fabrics & Finishes binder.

Ⓒ Select door handle trim color. Refer to color addendum at ki.com or KI Fabrics & Finishes binder.

Ⓓ Select stanchion door color. Refer to color addendum at ki.com or KI Fabrics & Finishes binder.

Ⓔ Select laminate surface. Refer to color addendum at ki.com or KI Fabrics & Finishes binder.

Ⓕ Select lock option.

KS	- Key standard
NLC	- No lock core
KA	- Key alike

PRDS, PRDF, PRDL, PRDV

Overhead Width	30"	36"	42"	48"	54"	60"	66"	72"
Door Overhang in Open Position	4"	4"	4"	4"	4"	4"	4"	4"
No. of Doors	1	1	1	1	1	1	2	2
Inside Width of Overhead	29-1/2"	35-1/2"	41-1/2"	47-1/2"	53-1/2"	59-1/2"	29-1/2" & 35-1/2"	2 x 35-1/2"
Dimension Between Sets at Workstations	18"	24"	30"	36"	42"	48"	19-3/4" & 25-3/4"	2 x 25-3/4"

True® Desking System Components

Universal Overhead Storage

Delivered Pricing
$ 946
947
990
1028
1065
1172
1227
1727
1808

FINISH INFORMATION

Additional Laminate Offering

Additional laminates beyond KI standard offering, are available with two weeks extended leadtime. To specify additional laminates, use these designators followed by the supplier's color/pattern code:

Formica - LF/supplier's color pattern code
Nevamar - LN/supplier's color pattern code
Wilsonart - LW/supplier's color pattern code

KI's standard finish is the supplier's recommended finish for that color/pattern.
Note: Nonstandard laminates from these suppliers (example: textured laminates), require an upcharge and additional leadtime. Contact KI.

SPECIAL SERVICES

Special Carton Marking

With specially marked information	N/C

Shipping

Shipped **k.d. freight prepaid f.o.b. Manitowoc, Wisconsin 54220** factory. Freight class #70.

Specifications and prices are subject to change without prior notice.

True® Desking System Components

Universal Overhead Storage

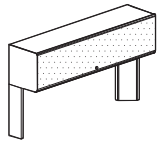

VUOV

MODEL	W	MODEL NUMBER: Basic Model	Cabinet Paint Color	Handle Color	Stanchion Door Color	Veneer Color	Lock Option	Approx. Packaged Weight
Veneer Overhead Cabinet	24"	PRDV24/TR	□□	□□□	□□□	□□□	□□□	32.0#
• Includes support stanchions	30"	PRDV30/TR	□□	□□□	□□□	□□□	□□□	36.0#
• The KI Universal Overhead allows users the option to interchange from a True® Desk mount solution to a KI office panel system	36"	PRDV36/TR	□□	□□□	□□□	□□□	□□□	40.0#
• Steel end panels, bottom and top shelf with powder-coated finish	42"	PRDV42/TR	□□	□□□	□□□	□□□	□□□	44.0#
• Veneer covered door	48"	PRDV48/TR	□□	□□□	□□□	□□□	□□□	48.0#
• Double-bit lock is included with key alike option	54"	PRDV54/TR	□□	□□□	□□□	□□□	□□□	53.0#
• Door stores recessed with handle exposed	60"	PRDV60/TR	□□	□□□	□□□	□□□	□□□	57.0#
• Shelf depth is 13-1/4"	66"	PRDV66/TR	□□	□□□	□□□	□□□	□□□	57.0#
• Must order 66" and 72" worksurfaces with optional center grommet	72"	PRDV72/TR	□□	□□□	□□□	□□□	□□□	57.0#
• 66" overhead consists of 30" and 36" cabinets supported at juncture of cabinets by support stanchion								
• 72" overhead consist of two 36" cabinets supported at juncture of cabinets by support stanchion								
• Accepts shelf divider								
		Ⓐ	Ⓑ	Ⓒ	Ⓓ	Ⓔ	Ⓕ	

HOW TO ORDER

Indicate the following information on order form:

1. Quantity of each item.
2. Model number, including options. See "How To Build a Model Number".
3. Any special service required.

Note:
- The □ indicates that a choice is required.
- The absence of the □ indicates that no choice is required.
- Alpha-numeric characters in place of □ indicate that no other alternatives are available.

HOW TO BUILD A MODEL NUMBER

Ⓐ Select basic model.

Ⓑ Select cabinet paint color. Refer to color addendum at ki.com or KI Fabrics & Finishes binder.

Ⓒ Select door handle trim color. Refer to color addendum at ki.com or KI Fabrics & Finishes binder.

Ⓓ Select stanchion door color. Refer to color addendum at ki.com or KI Fabrics & Finishes binder.

Ⓔ Select veneer surface color. Refer to color addendum at ki.com or KI Fabrics & Finishes binder.

Ⓕ Select lock option.

KS	- Key standard
NLC	- No lock core
KA	- Key alike

PRDS, PRDF, PRDL, PRDV

Overhead Width	30"	36"	42"	48"	54"	60"	66"	72"
Door Overhang in Open Position	4"	4"	4"	4"	4"	4"	4"	4"
No. of Doors	1	1	1	1	1	1	2	2
Inside Width of Overhead	29-1/2"	35-1/2"	41-1/2"	47-1/2"	53-1/2"	59-1/2"	29-1/2" & 35-1/2"	2 x 35-1/2"
Dimension Between Sets at Workstations	18"	24"	30"	36"	42"	48"	19-3/4" & 25-3/4"	2 x 25-3/4"

True® Desking System Components

Universal Overhead Storage

Delivered Pricing
$ 1465
1488
1544
1603
1664
1921
2027
2825
2938

SPECIAL SERVICES

Special Carton Marking

With specially marked information N/C

Shipping

Shipped **k.d. freight prepaid f.o.b. Manitowoc, Wisconsin 54220** factory. Freight class #70.

Specifications and prices are subject to change without prior notice.

True® Desking System Components

Universal Overhead Shelves and Divider

	MODEL	W x H	MODEL NUMBER: Basic Model	Shelf Paint Color	Stanchion Door Color	Approx. Packaged Weight
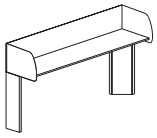 VULS	**Low Shelf** • Includes support stanchions • Accepts shelf dividers • Includes full back • 66" shelf consists of one 36" and one 30"; 72" shelf consists of two 36" shelves supported by middle upright • Shelves are shipped unassembled	24"	ULSR24/TR	□□	□□□	14.0#
		30"	ULSR30/TR	□□	□□□	16.0#
		36"	ULSR36/TR	□□	□□□	17.0#
		42"	ULSR42/TR	□□	□□□	19.0#
		48"	ULSR48/TR	□□	□□□	20.0#
		54"	ULSR54/TR	□□	□□□	22.0#
		60"	ULSR60/TR	□□	□□□	24.0#
		66"	ULSR66/TR	□□	□□□	29.0#
		72"	ULSR72/TR	□□	□□□	30.0#
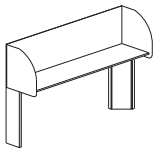 VURS	**Regular Shelf** • Includes support stanchions • Accepts shelf dividers • Includes full back • 66" shelf consists of one 36" and one 30"; 72" shelf consists of two 36" shelves supported by middle upright • Shelves are shipped unassembled	24"	URSR24/TR	□□	□□□	19.0#
		30"	URSR30/TR	□□	□□□	20.0#
		36"	URSR36/TR	□□	□□□	22.0#
		42"	URSR42/TR	□□	□□□	23.0#
		48"	URSR48/TR	□□	□□□	25.0#
		54"	URSR54/TR	□□	□□□	27.0#
		60"	URSR60/TR	□□	□□□	28.0#
		66"	URSR66/TR	□□	□□□	29.0#
		72"	URSR72/TR	□□	□□□	30.0#
HRDPT	**Shelf Divider** • Steel shelf dividers with powder-coated finish • Fits shelves and overheads	7-1/4 x 11-1/2"	NSD	□□		1.0#
			Ⓐ	Ⓑ	Ⓒ	

HOW TO ORDER

Indicate the following information on order form:

1. Quantity of each item.
2. Model number, including options. See "How To Build a Model Number".
3. Any special service required.

Note:
- The □ indicates that a choice is required.
- The absence of the □ indicates that no choice is required.
- Alpha-numeric characters in place of □ indicate that no other alternatives are available.

HOW TO BUILD A MODEL NUMBER

Ⓐ Select basic model.

Ⓑ Select shelf paint color.
Refer to color addendum at ki.com or KI Fabrics & Finishes binder.

Ⓒ Select stanchion door color.
Refer to color addendum at ki.com or KI Fabrics & Finishes binder.

True® Desking System Components

Universal Overhead Shelves and Divider

Delivered Pricing
$ 601
602
617
625
634
657
692
1010
1032
$ 626
627
640
652
663
694
713
1058
1085
$ 27

SPECIAL SERVICES

Special Carton Marking

With specially marked information N/C

Shipping

Shipped **k.d. freight prepaid f.o.b. Manitowoc, Wisconsin 54220** factory. Freight class #70.

Specifications and prices are subject to change without prior notice.

True® Desking System Components

Universal Overhead and Shelves Task Lights

	MODEL	W	MODEL NUMBER Basic Model	Approx. Packaged Weight
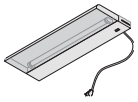 HRDPT	**Universal Overhead and Shelves Task Lights** • Electronic ballast	24"	TLT5.24	3.9#
		36"	TLT5.36	5.3#
		48"	TLT5.48	6.7#
			Ⓐ	

HOW TO ORDER

Indicate the following information on order form:
1. Quantity of each item.
2. Model number, including options. See "How To Build a Model Number".
3. Any special service required.

Note: • The ☐ indicates that a choice is required.
• The absence of the ☐ indicates that no choice is required.
• Alpha-numeric characters in place of ☐ indicate that no other alternatives are available.

HOW TO BUILD A MODEL NUMBER

Ⓐ Select basic model.

INFORMATION

TASK LIGHT CABINET WIDTH

Cabinet Width	Light Width
24"	18"
30"	24"
36"	24"
42"	36"
48"	36"
54"	48"
60"	48"
66"	(2)24"
72"	(2)24"

True® Desking System Components

Universal Overhead and Shelves Task Lights

Delivered Pricing
$ 82
90
97

SPECIAL SERVICES

Special Carton Marking

With specially marked information N/C

Shipping

Shipped **k.d. freight prepaid f.o.b. Manitowoc, Wisconsin 54220** factory. Freight class #100.

Specifications and prices are subject to change without prior notice.

True® Desking System Accessories

Center Drawer

MODEL	W x D x H	MODEL NUMBER: Basic Model	MODEL NUMBER: Paint Color	Approx. Packaged Weight
Center Drawer • Steel painted tray	17 x 18-1/4 x 1-5/8"	7D/18CD	□□	13.0#
	17 x 18-1/4 x 1-5/8"	7D/18CDL	□□	13.0#
		Ⓐ	Ⓑ	

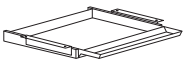

7DACU

HOW TO ORDER

Indicate the following information on order form:
1. Quantity of each item.
2. Model number, including options. See "How To Build a Model Number".
3. Any special service required.

Note:
- The □ indicates that a choice is required.
- The absence of the □ indicates that no choice is required.
- Alpha-numeric characters in place of □ indicate that no other alternatives are available.

HOW TO BUILD A MODEL NUMBER

Ⓐ Select basic model.

Ⓑ Select paint color.
Refer to color addendum at ki.com or KI Fabrics & Finishes binder.

True® Desking System Accessories

Center Drawer

Delivered Pricing
$ 180
226

SPECIAL SERVICES

Special Carton Marking

With specially marked information N/C

Shipping

Delivered. Shipped **k.d. freight prepaid f.o.b. Pembroke, Ontario K8A 0E1** factory. Freight class #70.

Specifications and prices are subject to change without prior notice.

True® Desking System Accessories

Grommets

	MODEL	MODEL NUMBER		
		Basic Model	Surface Grom. Color	Approx. Packaged Weight
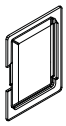 HRDPT	**Standard Leg Grommet Frame** • Standard on desks • Use for replacement	TSLG	□□	0.2#
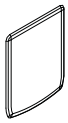 HRDPT	**Upper Leg Grommet Cover** • Standard on desks • Use for replacement	TULGC	□□	0.2#
HRDPT	**Lower Leg Grommet Cover** • Standard on Corner Power Infeed Leg	TLLGC	□□	0.2#
HRDPT	**Worksurface Grommet** • Standard on desks • Use for replacement	TWSG	□□	0.2#
HRDPT	**Worksurface Grommet Cover** • Standard on desks • Use for replacement	TWSGC	□□	0.2#
		Ⓐ	Ⓑ	

HOW TO ORDER

Indicate the following information on order form:
1. Quantity of each item.
2. Model number, including options. See "How To Build a Model Number".
3. Any special service required.

Note: • The □ indicates that a choice is required.
• The absence of the □ indicates that no choice is required.
• Alpha-numeric characters in place of □ indicate that no other alternatives are available.

HOW TO BUILD A MODEL NUMBER

Ⓐ Select basic model.

Ⓑ Select grommet color.
Refer to color addendum at ki.com or KI Fabrics & Finishes binder.

True® Desking System Accessories

Grommets

Delivered Pricing	
$ 3	
$ 3	
$ 3	
$ 3	
$ 3	

SPECIAL SERVICES

Special Carton Marking

With specially marked information N/C

Shipping

Delivered. Shipped **k.d. freight prepaid f.o.b. Pembroke, Ontario K8A 0E1** factory. Freight class #70.

Specifications and prices are subject to change without prior notice.

True® Desking System Accessories

Corner Power Infeed Leg

	MODEL	MODEL NUMBER			Approx. Packaged Weight
		Basic Model	Trim Color	Paint Color	
 TRAC	**Corner Power Infeed Leg** • Used in place of standard leg when floor-mounted power monument falls outside footprint of the desk • Includes upper and lower leg grommet	TCLBG	□□□	□□	10.0#
		Ⓐ	Ⓑ	Ⓒ	

HOW TO ORDER

Indicate the following information on order form:
1. Quantity of each item.
2. Model number, including options. See "How To Build a Model Number".
3. Any special service required.

Note: • The □ indicates that a choice is required.
• The absence of the □ indicates that no choice is required.
• Alpha-numeric characters in place of □ indicate that no other alternatives are available.

HOW TO BUILD A MODEL NUMBER

Ⓐ Select basic model.

Ⓑ Select trim color.
Refer to color addendum at ki.com or KI Fabrics & Finishes binder.

Ⓒ Select paint color.
Refer to color addendum at ki.com or KI Fabrics & Finishes binder.

True® Desking System Accessories

Corner Power Infeed Leg

Delivered Pricing
$ 73

SPECIAL SERVICES

Special Carton Marking

With specially marked information	N/C

Shipping

Delivered. Shipped **k.d. freight prepaid f.o.b. Pembroke, Ontario K8A 0E1** factory. Freight class #70.

Specifications and prices are subject to change without prior notice.

True® Desking System Accessories

Modesty Panel Inserts

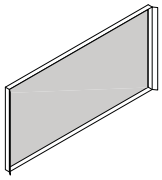

TRAC

MODEL	W	MODEL NUMBER Basic Model	MODEL NUMBER Paint Color	Approx. Packaged Weight
Full Modesty Panel Insert • Used to change a desk from partial modesty panel into one with a full modesty panel • Can be added or removed without disruption to other desks or electrical parts	24"	TAFMP24	□□	5.0#
	30"	TAFMP30	□□	6.0#
	36"	TAFMP36	□□	8.0#
	42"	TAFMP42	□□	9.0#
	48"	TAFMP48	□□	11.0#
	54"	TAFMP54	□□	12.0#
	60"	TAFMP60	□□	14.0#
	66"	TAFMP66	□□	16.0#
	72"	TAFMP72	□□	17.0#
		Ⓐ	Ⓑ	

HOW TO ORDER

Indicate the following information on order form:
1. Quantity of each item.
2. Model number, including options. See "How To Build a Model Number".
3. Any special service required.

Note: • The □ indicates that a choice is required.
• The absence of the □ indicates that no choice is required.
• Alpha-numeric characters in place of □ indicate that no other alternatives are available.

HOW TO BUILD A MODEL NUMBER

Ⓐ Select basic model.

Ⓑ Select paint color.
Refer to color addendum at ki.com or KI Fabrics & Finishes binder.

True® Desking System Accessories

Modesty Panel Inserts

Delivered Pricing
$ 178
178
190
212
255
278
321
341
382

SPECIAL SERVICES

Special Carton Marking

With specially marked information N/C

Shipping

Delivered. Shipped **k.d. freight prepaid f.o.b. Pembroke, Ontario K8A 0E1** factory. Freight class #70.

Specifications and prices are subject to change without prior notice.

True® Desking System Accessories

Worksurface Accessories

	MODEL	W	MODEL NUMBER: Basic Model	Paint Color	Stanchion Door Color	Approx. Packaged Weight
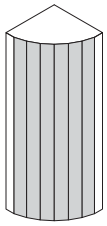 TRAC	**Freestanding Stanchion Large** • 19-1/2" tall (4 openings) • Stanchion door and top cap included • Used to provide worksurface power and data location • Included when ordering overheads with / TR suffix	19"	TST19	□□	□□□	8.0#
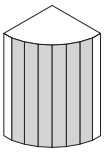 TRAC	**Freestanding Stanchion Short** • 11-1/2" tall (2 openings) • Stanchion door and top cap included • Used to provide worksurface power and data location	11"	TST11	□□	□□□	5.0#
			Ⓐ	Ⓑ	Ⓒ	

HOW TO ORDER

Indicate the following information on order form:
1. Quantity of each item.
2. Model number, including options. See "How To Build a Model Number".
3. Any special service required.

Note:
- The □ indicates that a choice is required.
- The absence of the □ indicates that no choice is required.
- Alpha-numeric characters in place of □ indicate that no other alternatives are available.

HOW TO BUILD A MODEL NUMBER

Ⓐ Select basic model.

Ⓑ Select paint color.
Refer to color addendum at ki.com or KI Fabrics & Finishes binder.

Ⓒ Select stanchion door color.
Refer to color addendum at ki.com or KI Fabrics & Finishes binder.

True® Desking System Accessories

Worksurface Accessories

Delivered Pricing
$ 432
$ 302

SPECIAL SERVICES

Special Carton Marking

With specially marked information N/C

Shipping

Delivered. Shipped **k.d. freight prepaid f.o.b. Pembroke, Ontario K8A 0E1** factory. Freight class #70.

Specifications and prices are subject to change without prior notice.

True® Desking System Data/Comm.

Accessories

	MODEL	W	MODEL NUMBER Basic Model	Trim Color	Paint Color	Approx. Packaged Weight
TRAC	**Communication Pole** • Used to route communication cables through top grommet in worksurface to ceiling • Includes pole, cover, and ceiling trim • Pole has two separated channels	10"	TCOMP10	□□□	□□	9.0#
		7"	TCOMP7	□□□	□□	6.0#
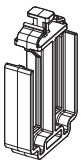 HRDPT	**Cable Support** • TCOMCS=single • TCOMPK=8 pack		TCOMCS			0.1#
			TCOMCSPK			1.0#
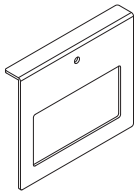 TRAC	**Face Plate Bracket**		TCOMFP		□□	0.2#
			Ⓐ	Ⓑ	Ⓒ	

HOW TO ORDER

Indicate the following information on order form:
1. Quantity of each item.
2. Model number, including options. See "How To Build a Model Number".
3. Any special service required.

Note:
- The □ indicates that a choice is required.
- The absence of the □ indicates that no choice is required.
- Alpha-numeric characters in place of □ indicate that no other alternatives are available.

HOW TO BUILD A MODEL NUMBER

Ⓐ Select basic model.

Ⓑ Select trim color.
Refer to color addendum at ki.com or KI Fabrics & Finishes binder.

Ⓒ Select paint color.
Refer to color addendum at ki.com or KI Fabrics & Finishes binder.

True® Desking System Data/Comm.

Accessories

Delivered Pricing
$ 174
122
$ 6
48
$ 25

SPECIAL SERVICES

Special Carton Marking

With specially marked information N/C

Shipping

Delivered. Shipped **k.d. freight prepaid f.o.b. Pembroke, Ontario K8A 0E1** factory. Freight class #70.

Specifications and prices are subject to change without prior notice.

True® Desking System Electrical

Electrical

	MODEL	Features	MODEL NUMBER Basic Model	MODEL NUMBER Paint Color	Approx. Packaged Weight
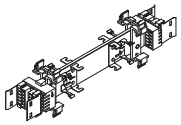 TRAC	**Rigid Wireway 4-4-2** • Includes rigid wireway electrical harness, steel wireway cover, and all required attachment hardware • Available in two 10-wire styles. Note: 10-wire styles must match on all electrical parts • Allows two duplex receptacles (ordered separately) to be mounted below the desk worksurface • Size must match the desk length. Note: the 72D (dual) provides four possible receptacle locations	Desk width 30"	TRWW4R30	□□	4.0#
		Desk width 36"	TRWW4R36	□□	5.0#
		Desk width 42"	TRWW4R42	□□	5.0#
		Desk width 48"	TRWW4R48	□□	8.0#
		Desk width 54"	TRWW4R54	□□	8.0#
		Desk width 60"	TRWW4R60	□□	11.0#
		Desk width 66"	TRWW4R66	□□	11.0#
		Desk width 72"	TRWW4R72	□□	12.0#
		Desk width 72"	TRWW4R72D	□□	12.0#
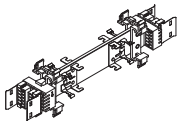 TRAC	**Rigid Wireway 6-2-2** • Includes rigid wireway electrical harness, steel wireway cover, and all required attachment hardware • Available in two 10-wire styles. Note: 10-wire styles must match on all electrical parts • Allows two duplex receptacles (ordered separately) to be mounted below the desk worksurface • Size must match the desk length. Note: the 72D (dual) provides four possible receptacle locations	Desk width 30"	TRWW6R30	□□	4.0#
		Desk width 36"	TRWW6R36	□□	5.0#
		Desk width 42"	TRWW6R42	□□	6.0#
		Desk width 48"	TRWW6R48	□□	8.0#
		Desk width 54"	TRWW6R54	□□	9.0#
		Desk width 60"	TRWW6R60	□□	10.0#
		Desk width 66"	TRWW6R66	□□	11.0#
		Desk width 72"	TRWW6R72	□□	12.0#
		Desk width 72"	TRWW6R72D	□□	13.0#
			Ⓐ	Ⓑ	

HOW TO ORDER

Indicate the following information on order form:
1. Quantity of each item.
2. Model number, including options. See "How To Build a Model Number".
3. Any special service required.

Note: • The □ indicates that a choice is required.
• The absence of the □ indicates that no choice is required.
• Alpha-numeric characters in place of □ indicate that no other alternatives are available.

HOW TO BUILD A MODEL NUMBER

Ⓐ Select basic model.

Ⓑ Select paint color.
Refer to color addendum at ki.com or KI Fabrics & Finishes binder.

True® Desking System Electrical

Electrical

Delivered Pricing
$ 130
144
162
182
250
321
390
451
451
$ 130
144
162
182
250
321
390
451
451

SPECIAL SERVICES

Special Carton Marking

With specially marked information N/C

Shipping

Delivered. Shipped **k.d. freight prepaid f.o.b. Pembroke, Ontario K8A 0E1** factory. Freight class #70.

Specifications and prices are subject to change without prior notice.

True® Desking System Electrical

Electrical

	MODEL	Features	W	MODEL NUMBER Basic Model	Approx. Packaged Weight
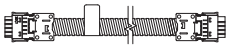 HRDPT	**Rigid Wireway Standard Desk Jumper 4-4-2** • Includes jumper harness to make the electrical connection between adjacent desks • Available in two 10-wire styles. Note: 10-wire styles must match on all electrical parts		28"	TRDJ4ST	2.0#
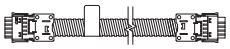 HRDPT	**Rigid Wireway Standard Desk Jumper 6-2-2** • Includes jumper harness to make the electrical connection between adjacent desks • Available in two 10-wire styles. Note: 10-wire styles must match on all electrical parts		28"	TRDJ6ST	2.0#
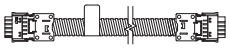 HRDPT	**Rigid Wireway Power Pass Through 4-4-2** • Includes the power pass through harness that allows power to continue through one side of a desk between two rigid wireway equipped desks • Available in two 10-wire styles. Note: 10-wire styles must match on all electrical parts • Order length according to the desk width it is passing through	Desk width 24"		TRE4PP24	3.0#
		Desk width 30"		TRE4PP30	3.0#
		Desk width 36"		TRE4PP36	3.0#
		Desk width 42"		TRE4PP42	3.0#
		Desk width 48"		TRE4PP48	3.0#
		Desk width 54"		TRE4PP54	3.0#
		Desk width 60"		TRE4PP60	3.0#
		Desk width 66"		TRE4PP66	3.0#
		Desk width 72"		TRE4PP72	4.0#
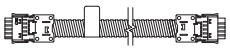 HRDPT	**Rigid Wireway Power Pass Through 6-2-2** • Includes the power pass through harness that allows power to continue through one side of a desk between two rigid wireway equipped desks • Available in two 10-wire styles. Note: 10-wire styles must match on all electrical parts • Order length according to the desk width it is passing through	Desk width 24"		TRE6PP24	3.0#
		Desk width 30"		TRE6PP30	3.0#
		Desk width 36"		TRE6PP36	3.0#
		Desk width 42"		TRE6PP42	3.0#
		Desk width 48"		TRE6PP48	4.0#
		Desk width 54"		TRE6PP54	4.0#
		Desk width 60"		TRE6PP60	4.0#
		Desk width 66"		TRE6PP66	4.0#
		Desk width 72"		TRE6PP72	4.0#

Ⓐ

HOW TO ORDER

Indicate the following information on order form:
1. Quantity of each item.
2. Model number, including options. See "How To Build a Model Number".
3. Any special service required.

Note: • The ☐ indicates that a choice is required.
• The absence of the ☐ indicates that no choice is required.
• Alpha-numeric characters in place of ☐ indicate that no other alternatives are available.

HOW TO BUILD A MODEL NUMBER

Ⓐ Select basic model.

True® Desking System Electrical

Electrical

Delivered Pricing
$ 117
$ 117
$ 120
123
127
130
135
140
146
154
160
$ 120
123
127
130
135
140
146
154
160

SPECIAL SERVICES

Special Carton Marking

With specially marked information N/C

Shipping

Delivered. Shipped **k.d. freight prepaid f.o.b. Pembroke, Ontario K8A 0E1** factory. Freight class #70.

Specifications and prices are subject to change without prior notice.

True® Desking System Electrical

Electrical

	MODEL	W	MODEL NUMBER Basic Model	MODEL NUMBER Paint Color	Approx. Packaged Weight
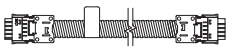 TRAC	**Rigid Wireway End Panel Trough/Desk Jumper 4-4-2** • Includes jumper harness to make the electrical connection between adjacent desks • See specifications for length that must be specified • Available in two 10-wire styles. Note: 10-wire styles must match on all electrical parts	24"	TEPT424	□□	4.0#
		30"	TEPT430	□□	5.0#
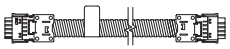 TRAC	**Rigid Wireway End Panel Trough/ Desk Jumper 6-2-2** • Includes jumper harness to make the electrical connection between adjacent desks • See specifications for length that must be specified • Available in two 10-wire styles. Note: 10-wire styles must match on all electrical parts	24"	TEPT624	□□	4.0#
		30"	TEPT630	□□	5.0#
			Ⓐ	Ⓑ	

HOW TO ORDER

Indicate the following information on order form:
1. Quantity of each item.
2. Model number, including options. See "How To Build a Model Number".
3. Any special service required.

Note: • The □ indicates that a choice is required.
• The absence of the □ indicates that no choice is required.
• Alpha-numeric characters in place of □ indicate that no other alternatives are available.

HOW TO BUILD A MODEL NUMBER

Ⓐ Select basic model.

Ⓑ Select paint color.
Refer to color addendum at ki.com or KI Fabrics & Finishes binder.

True® Desking System Electrical

Electrical

Delivered Pricing
$ 194
211
$ 194
211

SPECIAL SERVICES

Special Carton Marking

With specially marked information N/C

Shipping

Delivered. Shipped **k.d. freight prepaid f.o.b. Pembroke, Ontario K8A 0E1** factory. Freight class #70.

Specifications and prices are subject to change without prior notice.

True® Desking System Electrical

Electrical

	MODEL	Features	L	MODEL NUMBER Basic Model	MODEL NUMBER Accessory Color	Approx. Packaged Weight
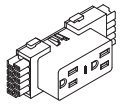 HRDPT	**Rigid Wireway Receptacles 4-4-2** • Includes the modular duplex 15 amp receptacle that snaps onto a rigid wireway • Available in two 10-wire styles. Note: 10-wire styles must match on all electrical parts			TRER4RC1	☐☐	0.2#
				TRER4RC2	☐☐	0.2#
				TRER4RC3I		0.2#
				TRER4RC4I		0.2#
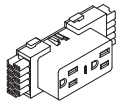 HRDPT	**Rigid Wireway Receptacles 6-2-2** • Includes the modular duplex 15 amp receptacle that snaps onto a rigid wireway • Available in two 10-wire styles. Note: 10-wire styles must match on all electrical parts			TRER6RC1	☐☐	0.2#
				TRER6RC2	☐☐	0.2#
				TRER6RC3	☐☐	0.2#
				TRER6RC4I		0.2#
				TRER6RC5I		0.2#
				TRER6RC6I		0.2#
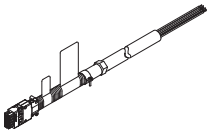 HRDPT	**Rigid Wireway Base Feed 4-4-2** • Includes base feed harness with 6' of colored liquidtite conduit covering; used to feed power from a hard wired J-box or floor monument to the rigid wireway on a desk • Available in two 10-wire styles. Note: 10-wire styles must match on all electrical parts • Building connection hardware must be supplied by customer		72"	TEBI4BF6	☐☐	7.0#
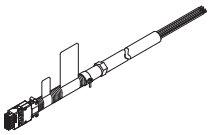 HRDPT	**Rigid Wireway Base Feed 6-2-2** • Includes base feed harness with 6' of colored liquidtite conduit covering; used to feed power from a hard wired J-box or floor monument to the rigid wireway on a desk • Available in two 10-wire styles. Note: 10-wire styles must match on all electrical parts • Building connection hardware must be supplied by customer		72"	TEBI6BF6	☐☐	7.0#
				Ⓐ	Ⓑ	

HOW TO ORDER

Indicate the following information on order form:
1. Quantity of each item.
2. Model number, including options. See "How To Build a Model Number".
3. Any special service required.

Note: • The ☐ indicates that a choice is required.
• The absence of the ☐ indicates that no choice is required.
• Alpha-numeric characters in place of ☐ indicate that no other alternatives are available.

HOW TO BUILD A MODEL NUMBER

Ⓐ Select basic model.

Ⓑ Select accessory color.
Refer to color addendum at ki.com or KI Fabrics & Finishes binder.

True® Desking System Electrical

Electrical

Delivered Pricing
$ 39
39
39
39
$ 39
39
39
39
39
39
$ 249
$ 249

SPECIAL SERVICES

Special Carton Marking

With specially marked information N/C

Shipping

Delivered. Shipped **k.d. freight prepaid f.o.b. Pembroke, Ontario K8A 0E1** factory. Freight class #70.

Specifications and prices are subject to change without prior notice.

True® Desking System Electrical

Electrical

	MODEL	H	MODEL NUMBER Basic Model	MODEL NUMBER Paint Color	Approx. Packaged Weight
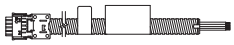 TRAC	**Rigid Wireway Top Feed 6-2-2** • Includes electrical harness (144" or 216"), aluminum 2-channel power pole (7' or 10' respectively) and ceiling trim • Used to feed power from a hard wired J-box above a false ceiling to the rigid wireway or a desk • Attaches to the desk at a corner grommet location • Available in two 10-wire styles. Note: 10-wire styles must match on all electrical parts • Building connection hardware must be supplied by customer	144"	TE6TF144	☐☐	14.0#
		216"	TE6TF216	☐☐	19.0#
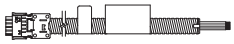 TRAC	**Rigid Wireway Top Feed 4-4-2** • Includes electrical harness (144" or 216"), aluminum 2-channel power pole (7' or 10' respectively) and ceiling trim • Used to feed power from a hard wired J-box above a false ceiling to the rigid wireway or a desk • Attaches to the desk at a corner grommet location • Available in two 10-wire styles. Note: 10-wire styles must match on all electrical parts • Building connection hardware must be supplied by customer	144"	TE4TF144	☐☐	13.0#
		216"	TE4TF216	☐☐	19.0#
HRDPT	**Stanchion Power Tap** • Provides a duplex 15 amp receptacle that is located behind a desk stanchion door • Circuit number will be determined by the receptacle it is plugged into • Two cord lengths available: 36" and 96"	36"	TRESR36		0.5#
		96"	TRESR96		1.0#
			Ⓐ	Ⓑ	

HOW TO ORDER

Indicate the following information on order form:
1. Quantity of each item.
2. Model number, including options. See "How To Build a Model Number".
3. Any special service required.

Note: • The ☐ indicates that a choice is required.
• The absence of the ☐ indicates that no choice is required.
• Alpha-numeric characters in place of ☐ indicate that no other alternatives are available.

HOW TO BUILD A MODEL NUMBER

Ⓐ Select basic model.

Ⓑ Select paint color.
Refer to color addendum at ki.com or KI Fabrics & Finishes binder.

True® Desking System Electrical

Electrical

Delivered Pricing
$ 184
244
$ 184
244
$ 113
135

SPECIAL SERVICES

Special Carton Marking

With specially marked information N/C

Shipping

Delivered. Shipped **k.d. freight prepaid f.o.b. Pembroke, Ontario K8A 0E1** factory. Freight class #70.

Specifications and prices are subject to change without prior notice.

Index

Model No.	Description	Page
7D/18CD	Center Drawer: Center Drawer	102
BLCF30/TR	Balance® Overhead Storage: Fabric Upper Door	86
BLCL30/TR	Balance® Overhead Storage: Laminate Upper Door	84
BLCS30/TR	Balance® Overhead Storage: Solid Color Upper Door	82
BTLT5.24	Balance® Task Lights: Balance® Task Lights	88
BWSC204242	Privacy Screens - Upholstered: Single Desk Corner Privacy Screen, mounted behind worksurface	70
NSD	Universal Overhead Shelves and Divider: Shelf Divider	98
PPAT	Paper Management: Accessory Tray	80
PPDS	Paper Management: Diagonal Storage	78
PPLL	Paper Management: Paper Tray	78
PPPC	Paper Management: Pencil Cup	80
PPTC	Paper Management: Telephone Caddy	80
PPVS	Paper Management: Vertical Storage	78
PRDF24/TR	Universal Overhead Storage: Fabric Overhead Cabinet	92
PRDL24/TR	Universal Overhead Storage: Laminate Overhead Cabinet	94
PRDS24/TR	Universal Overhead Storage: Steel Overhead Cabinet	90
PRDV24/TR	Universal Overhead Storage: Veneer Overhead Cabinet	96
TAFMP24	Modesty Panel Inserts: Full Modesty Panel Insert	108
TAR24	Add-On Worksurfaces: Round Add-On Worksurface	56
TATR24/SS	Tool Rails: Tool Rail, stanchion/stanchion mounted	76
TBS24/E	Privacy Screens - Exposed Frame: Single Desk Privacy Screen, between stanchions	62
TBS24/U	Privacy Screens - Upholstered: Single Desk Privacy Screen, between stanchions	68
TBW2024	Privacy Screens - Upholstered: Single Desk Privacy Screen, mounted behind worksurface	68
TC24424224/FF	Corner Desk: Corner Desk with Full Modesty Panel/Full Modesty Panel	12
TC24424224/FP	Corner Desk: Corner Desk with Full Modesty Panel/Partial Modesty Panel	14
TC24424224/PF	Corner Desk: Corner Desk with Partial Modesty Panel/Full Modesty Panel	16
TC24424224/PP	Corner Desk: Corner Desk with Partial Modesty Panel/Partial Modesty Panel	18
TCLBG	Corner Power Infeed Leg: Corner Power Infeed Leg	106
TCOMCS	Accessories: Cable Support	112
TCOMFP	Accessories: Face Plate Bracket	112
TCOMP10	Accessories: Communication Pole	112
TD2448/F/A	D-Shaped Desk: D-Shaped Desk with Full Modesty Panel/No Partial Guest Modesty Panel	30
TD2448/F/G	D-Shaped Desk: D-Shaped Desk with Full Modesty Panel/ Partial Guest Modesty Panel	28
TD2448/P/A	D-Shaped Desk: D-Shaped Desk w/Partial Modesty Panel/No Partial Guest Modesty Panel	34
TD2448/P/G	D-Shaped Desk: D-Shaped Desk with Partial Modesty Panel/ Partial Guest Modesty Panel	32
TDV24	Worksurface Dividers: Worksurface Dividers	74
TE3060	Bow Front Desk: Bow Front Desk with Full Modesty Panel	10
TE4TF144	Electrical: Rigid Wireway Top Feed 4-4-2	122
TE6TF144	Electrical: Rigid Wireway Top Feed 6-2-2	122
TEBI4BF6	Electrical: Rigid Wireway Base Feed 4-4-2	120
TEBI6BF6	Electrical: Rigid Wireway Base Feed 6-2-2	120
TEE24/E	Privacy Screens - Exposed Frame: Shared Privacy Screen, end mount/end mount	64
TEE24/U	Privacy Screens - Upholstered: Shared Privacy Screen, end mount/end mount	72
TEPT424	Electrical: Rigid Wireway End Panel Trough/Desk Jumper 4-4-2	118
TEPT624	Electrical: Rigid Wireway End Panel Trough/ Desk Jumper 6-2-2	118
THC4242	Transaction Worksurfaces: Standard Height Transaction Counter Corner	60
THR4824	Add-On Worksurfaces: Half Round Add-On Worksurface	56
TI244860/F/A	Piano Desk: Piano Desk with Full Modesty Panel/No Partial Guest Modesty Panel	46
TI244860/F/G	Piano Desk: Piano Desk with Full Modesty Panel/Partial Guest Modesty Panel	44
TI244860/P/A	Piano Desk: Piano Desk with Partial Modesty Panel/No Partial Guest Modesty Panel	50
TI244860/P/G	Piano Desk: Piano Desk with Partial Modesty Panel/Partial Guest Modesty Panel	48
TLC4242	Transaction Worksurfaces: Low Height Transaction Counter Corner	60
TLLGC	Grommets: Lower Leg Grommet Cover	104
TLS24	Transaction Worksurfaces: Low Height Transaction Counter Straight	58
TLT5.24	Universal Overhead and Shelves Task Lights: Universal Overhead and Shelves Task Lights	100
TP244860/F/A	P-Shaped Desk: P-Shaped Desk with Full Modesty Panel/No Partial Guest Modesty Panel	38
TP244860/F/G	P-Shaped Desk: P-Shaped Desk with Full Modesty Panel/ Partial Guest Modesty Panel	36
TP244860/P/A	P-Shaped Desk: P-Shaped Desk w/Partial Modesty Panel/No Partial Guest Modesty Panel	42
TP244860/P/G	P-Shaped Desk: P-Shaped Desk with Partial Modesty Panel/ Partial Guest Modesty Panel	40
TQR24	Add-On Worksurfaces: Quarter Round Add-On Worksurface	56
TR2424/F	Rectangular Desk: Rectangular Desk with Full Modesty Panel	6
TR2424/P	Rectangular Desk: Rectangular Desk with Partial Modesty Panel	8
TRDJ4ST	Electrical: Rigid Wireway Standard Desk Jumper 4-4-2	116
TRDJ6ST	Electrical: Rigid Wireway Standard Desk Jumper 6-2-2	116
TRE4PP24	Electrical: Rigid Wireway Power Pass Through 4-4-2	116
TRE6PP24	Electrical: Rigid Wireway Power Pass Through 6-2-2	116
TRER4RC1	Electrical: Rigid Wireway Receptacles 4-4-2	120
TRER6RC1	Electrical: Rigid Wireway Receptacles 6-2-2	120
TRESR36	Electrical: Stanchion Power Tap	122
TRWW4R30	Electrical: Rigid Wireway 4-4-2	114
TRWW6R30	Electrical: Rigid Wireway 6-2-2	114
TS24486024/F/FS	Square Shoe Desk: Square Shoe Desk with Full Modesty Panel/Full Modesty Panel	20
TS24486024/F/PS	Square Shoe Desk: Square Shoe Desk with Full Modesty Panel/Partial Modesty Panel	22
TS24486024/P/FS	Square Shoe Desk: Square Shoe Desk with Partial Modesty Panel/Full Modesty Panel	24
TS24486024/P/PS	Square Shoe Desk: Square Shoe Desk with Partial Modesty Panel/Partial Modesty Panel	26
TSE24/E	Privacy Screens - Exposed Frame: Shared Privacy Screen, stanchion/end mount	64
TSE24/U	Privacy Screens - Upholstered: Shared Privacy Screen, stanchion/end mount	72
TSLG	Grommets: Standard Leg Grommet Frame	104
TSS24	Transaction Worksurfaces: Standard Height Transaction Counter Straight	58
TST11	Worksurface Accessories: Freestanding Stanchion Short	110
TST19	Worksurface Accessories: Freestanding Stanchion Large	110
TTR244230/F	Transitional Desk: Transitional Desk with Full Modesty Panel	52
TTR244230/P	Transitional Desk: Transitional Desk with Partial Modesty Panel	54
TULGC	Grommets: Upper Leg Grommet Cover	104
TWEE24/E	Privacy Screens - Exposed Frame: Single Desk Privacy Screen, end mount/end mount	62
TWEE24/U	Privacy Screens - Upholstered: Single Desk Privacy Screen, end mount/end mount	66
TWSE24/E	Privacy Screens - Exposed Frame: Single Desk Privacy Screen, stanchion/ end mount	62
TWSE24/U	Privacy Screens - Upholstered: Single Desk Privacy Screen, stanchion/end mount	66
TWSG	Grommets: Worksurface Grommet	104
TWSGC	Grommets: Worksurface Grommet Cover	104
ULSR24/TR	Universal Overhead Shelves and Divider: Low Shelf	98
URSR24/TR	Universal Overhead Shelves and Divider: Regular Shelf	98

Index

KI
1330 Bellevue Street
P.O. Box 8100
Green Bay, Wisconsin 54308-8100
1-800-424-2432
www.ki.com

KI and Furnishing Knowledge
are registered trademarks
of Krueger International, Inc.

© 2011 KI
All Rights Reserved.
Litho in USA.
Code KI-11348R3/KI/VL/211

Printed using only water-based inks,
including metallics. Please recycle.