

D A R R A N

# Area

price list | effective January 2016 | updated 3.23.16



DESIGNED BY JOHN STAFFORD/CHRIS CARTER DESIGNS

DATE	PAGE	MODIFICATION	DESCRIPTION
------	------	--------------	-------------

---

TABLE OF CONTENTS

Seating Specification..... 2

General Information ..... 3

Limited Lifetime Warranty ..... 4

Damages | Returns | Repairs ..... 5

Ordering Information ..... 6

GSA Customer Information ..... 7

Freight..... 8

Seating Fabric & leather Programs..... 9

COM/COL Form..... 10

Finishes..... 11

Seating ..... 12


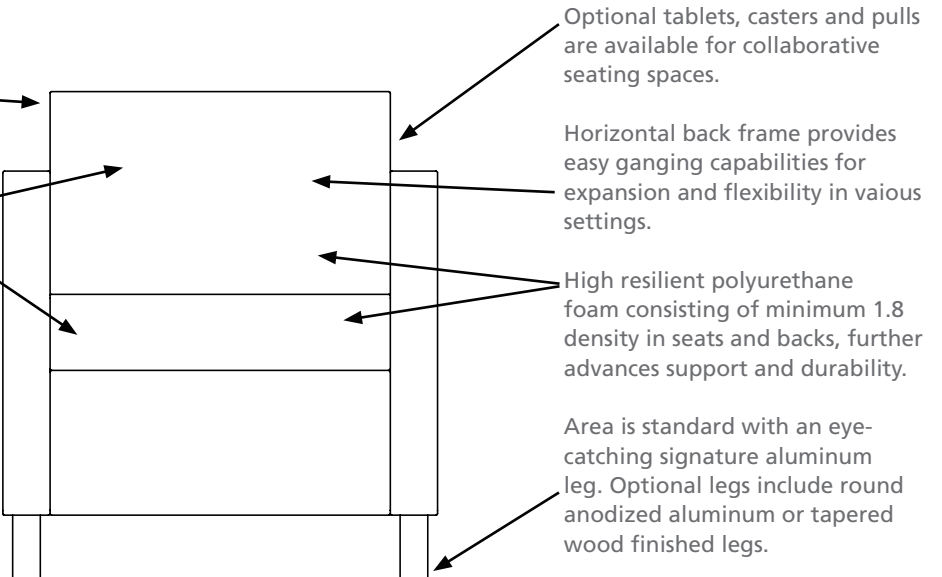
Depth = 30-1/2"  
 Height = 31-1/2"  
 Seat Width = 21-1/2"  
 Seat Depth = 21-1/2"  
 Seat Height = 18"  
 Arm Height = 26"

Frame: Constructed CNC cut engineered hardwood to maximize the strength, precise measurements and overall longevity.

Seat and backs spring with no sag sinuous wire spring to enhance comfort, sustainability and endurance.

Sleek, modern straight lines designed to coordinate with DARRAN guest seating and other diversified contemporary styles.

Area can also be intermixed with Filmore Collection components.



Signature Leg



Optional Metal Leg



Optional Tapered Leg

Joints are securely fastened with mortise and tenon joinery as well as corner block construction to ensure long-term use.

Ability to incorporate variety of options: wood panels, wood or metal legs, ganging devices, table tops, cup holders, pivoting tablet mounts and combination fabrics.

Complete domestic production from frame through upholstery, controlled by one manufacturing facility. Less stress / damage to chair parts normally caused by overseas transit, providing consistent, reliable quality standards at a quick response to shorter lead times.



All DARRAN products are proudly manufactured in the U.S.A.

## FULLY ASSEMBLED

Unless otherwise noted, all products are fully assembled and ready to use, including add-on options.

## PERFORMANCE TESTED

All products are tested to ensure performance exceeds BIFMA / ANSI standards.

## GREEN CERTIFIED

DARRAN has been committed to improving indoor air quality of office buildings since 1996. Since then, finish technology has allowed our commitment to continue with products that are air quality Certified Green.

DARRAN is proud to announce that all in veneer, laminate, and guest seating are MAS Certified Green for complying with the ANSI/BIFMA X 7.1 standard / LEED 4.5 Standard for low –VOC emitting Furniture.

MAS is an independent emission testing laboratory that is ISO 17025 compliant using ASTM, ANSI and CEN methods. MAS is a true 3rd party certification through NSF International to BIFMA standards and California's ARB formaldehyde standard. Certification of compliance under the Low – VOC emitting Furniture testing, qualifies products for LEED 4.5 credits.



## FINISH TECHNOLOGY

DARRAN has continued its partnership with AkzoNobel Chemicals ([www.akzonobel.com](http://www.akzonobel.com)) to develop a new finish technology further improving indoor air quality with a coatings that meets today's environmental standards and supports LEED buildings.



ENVI-CT (Environmental Coatings Technology) utilizes advanced European finish technology to deliver a high-end furniture coatings with superior performance in appearance and durability, allowing DARRAN to deliver more sustainable products to our customers.

### *ENVI-CT Advantages:*

- › ENVI-CT is a re-engineered high performance Top Coat
- › Exceptional hardness and clarity
- › Highly resistant to solvents and chemicals
- › Plasticizer Migration resistant
- › Excellent UV inhibitors for maximum color resistance
- › Exceeds current and proposed future Federal and State air quality requirements
- › Field Repairable
- › Dynamic chamber emissions tested and certified compliant to ANSI/BIFMA X 7.1 Standard / LEED 4.5 Standard for low – VOC emitting furniture.
- › Standard with Anti-microbial additive.

## ADVANTAGES

DARRAN has upgraded the standard Anti-microbial protection, to, the latest in Silver Ion Technology. DARRAN collaborated with the world's leader in finishing materials, to formulate an additive that will inhibit the growth of mold, mildew, fungus and bacteria on wood surfaces. This additive infuses Silver Ions into DARRAN's ENVI-CT (Environmental Coatings Finish Technology), creating a protective surface for the life of the furniture. The best part - is standard on all DARRAN Seating for no additional fee.



## COM/COL REQUEST

DARRAN has graded in fabric selection from Momentum, Maharam, CF Stinson, Paul Brayton Designs, Knoll Textiles and Designtex. In addition, DARRAN has graded in leather from Wollsdorf and Elmo. Should a material be desired that is not graded in, DARRAN will accommodate your request with our selected alliance textile partners. Please fill out the COM/COL form.

## TEXTILE FLAMMABILITY TESTING

All DARRAN seating products conform to California Technical Bulletin 117 as a minimum standard. CAL133 may require additional testing to ensure compliance.

## LIMITED LIFETIME WARRANTY

DARRAN Furniture Industries, Inc. ("DARRAN") warrants that each piece of furniture manufactured in its North Carolina Facilities will be free from defects in material and workmanship for as long as the original purchaser owns and uses the product. Subject to the limitations and exclusions herein, DARRAN, at its discretion and as the sole remedy under the DARRAN Limited Lifetime Warranty, will replace or repair a defective product or components with comparable product or components free of charge. This warranty is made only to the original purchaser from an authorized DARRAN dealer, for as long as that original purchaser owns and uses the product.

### LIMITATIONS: USE / CARE

- › Warranty is limited to normal single shift use.
- › Warranty is limited to generally accepted care and maintenance of natural wood products and environments.
- › Natural wood surfaces are subject to denting, scratching, and gauging if not properly used and cared for. Warranty is subject to use and care in accordance with the use and care instructions provided in the Product Care section of this site (including, but not limited to, the care and maintenance guide downloads linked thereon), available at [www.darran.com/product-care](http://www.darran.com/product-care), which are incorporated herein by reference.

### LIMITATIONS: MATERIALS / COMPONENTS

- › Chair Frames - 10 Years
- › Veneers / Laminates / Hardwoods - 10 Years
- › Custom / Modified Products - 3 Years
- › Foam Padding - 5 Years
- › Metal Accents / Glides - 10 Years
- › High Use Items - 5 Years (High Use Items include, but are not limited to, table arms, electrical components, ganging mechanisms, pneumatic lifts, and polymer based components)

### WARRANTY EXCLUSIONS

*Damage identified as carrier or installer related.*

- › Normal wear and tear of wood products during course of ownership.
- › Color, grain, or texture of natural wood materials, laminates, and other covering materials.
- › Damages or failures resulting from misuse, abuse, negligence, improper care, modifications, or relocation.
- › Non Commercial use or locations.
- › C.O.M (Customer's Own Material) specified by the Customer.
- › Textiles (which may be subject to a separate warranty from the textile manufacturer).

All Warranty Claims are subject to DARRAN-approved inspections. Disputes may involve independent third-party evaluation

### QUALITY ASSURANCE

DARRAN manufactures in accordance with the standards set by Architectural Woodwork Institute (AWI) for Quality Standards.

Every unit produced at DARRAN is completely inspected by an independent quality control team located within each plant whose emphasis is on assembly, finish, and final inspections

with empowerment to stop any unit not meeting DARRAN's high quality standards.

### LIGHT AND NATURAL FINISHES

The beauty of veneer and all wood products comes from the variations created by nature including color, grain, and texture. These variations are not considered defects and DARRAN's Limited Lifetime Warranty does not cover color, grain and texture variations associated with natural wood and grain seen in any finish color. DARRAN sets standards for veneer selections; however, variations, especially apparent in light/natural finishes, will occur from one piece to another even if they are finished at the same time.

Finishes such as Clear Maple, Light/Gunstock Walnut, and Clear/Caramel Cherry will display more natural characteristics due to their light stain. Grain, pattern and color from unit to unit are not guaranteed or warranted and products will not be replaced due to these variations. Exposure to light and age will cause darkening of natural wood products; therefore DARRAN cannot guarantee or warrant finish match of new products being placed with existing products in the field.

### TEXTILES/LEATHER

DARRAN does not manufacture textiles and does not warranty any textiles incorporated into its products (including, but not limited to, any warranty against colorfastness, crocking, wear abrasion, shrinking, stretching, tearing, wrinkling, durability, or dye lot match). Textiles are not covered under DARRAN's Limited Lifetime Warranty, but may be covered by a separate warranty from the textile manufacturer. Customers should contact the textile manufacturer directly with any concerns or claims regarding textiles.

### GENERAL

Performance questions will be tested to generally accepted practices and AWI guidelines and standards for wood veneer furniture. To obtain performance of the Limited Lifetime Warranty, the purchaser should contact in writing the authorized DARRAN representatives or current dealer who sold the product to the purchaser or mail the warranty claim to:

Warranty Department  
DARRAN Furniture Industries, Inc.  
P.O. Box 7614  
High Point, NC 27264  
Telephone: 336-861-2400      Toll Free: 800-334-7891  
Email: [warranty@darran.com](mailto:warranty@darran.com)

EXCEPT FOR THE LIMITED LIFETIME WARRANTY EXPRESSLY DESCRIBED HEREIN, DARRAN MAKES NO OTHER REPRESENTATION OR WARRANTY OF ANY KIND, EXPRESS OR IMPLIED. DARRAN MAKES NO WARRANTY OF MERCHANTABILITY OR FITNESS FOR A PARTICULAR PURPOSE, AND DARRAN WILL NOT UNDER ANY CIRCUMSTANCES BE LIABLE FOR ANY INCIDENTAL OR CONSEQUENTIAL DAMAGES, OR ANY INDIRECT OR SPECIAL DAMAGES.

**THE WARRANTY AS STATED ABOVE,  
SUPERSEDES ALL PREVIOUS WARRANTIES  
NO HASSLE FREIGHT DAMAGED MERCHANDISE**

DARRAN products are packed in specially designed cartons and padding that protects all edges and corners from damage. This is proven by an industry low damage rate of .0030% per total pieces shipped.

For qualified freight damage claims DARRAN will take responsibility for the claim and remedy processes including assuming total cost coverage from claim settlements.

(Some items may not qualify. Contact Factory for specific details.)

## QUALIFIED CLAIM CONDITIONS

### VISIBLE CARTON DAMAGE

1. Take digital pictures of the damaged carton and damaged furniture if visible damage is found upon delivery at the dock
2. Open all cartons with puncture or crushed corner damage.
3. Note any damage to the goods on the Carrier's freight bill as number of pieces damaged.

### CONCEALED DAMAGE

1. Take digital pictures of the furniture as it sits partially unpacked. Also, photograph external and internal carton materials that correspond with the damaged area on the product.
2. Carton and damaged unit(s) must be located at the location matching the original delivery address for Carrier inspection.
3. Digital pictures must be provided of the damaged furniture and carton materials

For qualified claims per above contact DARRAN Customer Service Department at 1-800-334-7891 or complete DARRAN's online warranty report form within the 15 day limit.  
[www.darran.com/warranty-report](http://www.darran.com/warranty-report)

### NON-QUALIFIED CLAIM CONDITIONS

1. Deliveries made to non-dock locations
2. Claims made after furniture is installed and/or removed from original delivery location
3. Carton and padding has been discarded
4. Carrier used was not DARRAN approved
5. Inspection reveals questionable damages

## REPLACEMENT ORDERS

Replacement orders entered without replacement tagging or factory authorization is considered a new order without dispute, therefore full payment is expected and will be collected.

## RETURN SHIPMENTS

DARRAN will not accept return of merchandise without a signed RA (return authorization) form.

DARRAN will specify the carrier to be used. Return bills of lading must be marked "Class 125" freight rate and a copy of the RA should be used as a packing list. All returns must be received by DARRAN within 30 days of the RA date or the products will be considered accepted by the customer.

All products being returned must be properly packed and protected to avoid freight damage. Whenever possible, use the original cartons in which the merchandise was shipped. Freight damage, signs of usage, missing parts, etc., will result in an adjustment of any credit to be issued.

DARRAN will issue RA's for the following reasons:

1. Manufacturing defect (inspection required)
2. Order processing error by DARRAN
3. Shipping error
4. Mismatched carton / merchandise

## SPECIFICATION CHANGES

We reserve the right to change without notice any dimension, style, or specification of any model in the DARRAN line. Dimensions shown in the price list are nominal. It is the buyer's responsibility to read specification carefully when matching existing goods is desired.

## MANUFACTURING DEFECTS

Claims of manufacturing defects will not be entertained without prior consultation with DARRAN's warranty department. Unauthorized deduction in payment of invoices will not be allowed without prior factory approval. Unapproved deductions are subject to factor's late payment charges.

## DAMAGE CLAIMS

Claims of manufacturing damage or freight damage reported as nicks, dents, scratches, etc. after installation of furniture will not be covered under warranty or freight claim.

**ATTENTION:** Damage claims involving glass or stone components must be inspected and damage noted on delivering freight bill to qualify for replacement.

## REPAIR CHARGES

Factory authorization must be secured from DARRAN's warranty department prior to incurring repair charges. Warranty will utilize DARRAN's National Repair Service through the Furniture Medic Franchise ([www.furnituremedic.com](http://www.furnituremedic.com)).

Repair charge authorizations are based on:

- › Set travel rate
- › Average regional job rate
- › Factory set maximum repair time
- › Falsely reported defect claims are subject to local service charges being charged to dealer/distributor.

## FINISH MAINTENANCE

Wood office furniture and wood finishes can retain their natural beauty for life if proper care is taken and a stable environment is provided. Fluctuations in humidity and temperature cause panels and solid wood components to expand and contract and may lead to panel warpage and finish "checking" or cracking. Prolonged exposure of furniture to dry heat during winter months should be avoided. Careful examination of interior wood trim may indicate a damaging dry environment. If open joints, splits and cracks are appearing in trimwork consult with a HVAC professional for appropriate remedy.

DARRAN finishes are field repairable should damage occur. Professional furniture repair services are recommended. Regular cleaning with a non-silicone polish is recommended.



## ORDERING

All orders should be emailed, mailed or transmitted by fax to:

DARRAN Furniture Industries, Inc.  
P.O. Box 7614  
High Point, NC 27264  
Email: [orders@darran.com](mailto:orders@darran.com)  
Fax: 336-861-6485

DARRAN will only accept orders from authorized Dealers. All orders must be accurate and detailed. All Quick Ship orders must contain Quick Ship product ONLY. Orders should be separated and submitted according to lead time. Orders must contain Quick Ship code "QS" or have designated Quick Ship lead time to ensure correct order entry. Orders that contain multiple lead time products will be entered as one order and scheduled with the most extended lead time.

## CREDIT APPROVAL

All orders are subject to credit approval for open account. All new accounts must be approved by a local DARRAN Sales Representative and should submit current financial information and trade references to:

DARRAN Furniture Industries, Inc. ATTN: Credit Department  
P.O. Box 7614  
High Point, NC 27264  
Telephone: 336-861-2400 Toll Free: 800-334-7891  
Fax: 336-861-2512

Orders submitted without accounts pre-approval or credit approval are subject to acceptance with lead times scheduled only after approval dates.

## LEAD TIME SCHEDULE

DARRAN cannot assign a firm lead time until Credit approval and order accuracy are complete. Extended lead times due to credit or information delays are the responsibility of the Buyer.

## ORDER DELAY / HOLD

Due to the committed manufacturing cost on Quick Ship processes, DARRAN cannot delay or hold orders, either in process or after completion.

## CANCELLATION AND ORDER CHANGES - FEES

Acknowledged orders are considered firm orders and therefore not subject to cancellation or change. However, in the event we are able to stop an order prior to manufacturing process, we will consider cancellation or changes with a reprocessing fee of \$40.00 Net. Exceptions: Quickship orders cannot be changed or canceled after the 3rd business date after acknowledgment. Qualified changes/cancellations will be assessed a \$40.00 Net processing fee.

Changes or cancellation of order with special options or custom quoted items are also subject to additional material and vendor fee costs, plus a DARRAN special/custom reprocessing fee of \$100 NET.

## ORDER MOVEUPS

Should an original scheduled ship date need to be improved, the Factory must be contacted 15 business days prior to the desired ship date. Move ups are subject to schedule availability.

## ORDER ACKNOWLEDGMENT

Upon credit approval your order will be acknowledged and identified by an order number. When making reference to your order, please use this order number. Your acknowledgment is a detailed description of our interpretation of your order, pricing, shipping information, and estimated delivery date.

If you have not received an Acknowledgment within 10 Days of order issue, contact Customer Service immediately. All Quick Ship order acknowledgments will be faxed or emailed upon request to speed processing. Please read your acknowledgment carefully for correctness and notify DARRAN immediately of any discrepancies. Failure to notify relieves DARRAN from error liability.

Order acknowledgment is the final agreement between DARRAN and the customer superseding all previous communications regarding the order. DARRAN will not be responsible for errors made on orders placed by phone without written confirmation.

## SELLING INFORMATION

Possession of this price list does not in itself constitute the right to sell DARRAN products. DARRAN products are sold and distributed through authorized dealerships. Contact factory for a listing of local representatives and dealerships.

## INVOICE TERMS

Standard terms are NET 30 days. Finance charges of 1-1/2% will be added to delinquent accounts after 45 Days and for each 30 Days thereafter until paid.

Complaints involving newly received merchandise must be reported within 10 days from receipt to qualify for full invoice remittance suspension or term extension. Otherwise only items in dispute can be suspended from payment of invoice within terms.

## WAREHOUSE/STORAGE

DARRAN will determine order warehousing approvals on a case by case basis. Orders that can be accommodated will be limited to a max of 30 days storage and must be invoiced at time of storage. Orders that exceed factory storage capacity will be transferred to local storage facilities subject to current storage rates and handling-transit charges. Storage charges must be paid prior to order release to shipping.



**EXECUTIVE OFFICE & CONFERENCE ROOM  
FURNITURE**

**November 3, 2015 through November 2, 2020**

FSC Group 71

GSA CONTRACT NUMBER: GS-27F-001DA

Business Classification:

WBENC Certified Woman-Owned Small Business

DARRAN FURNITURE INDUSTRIES

2402 SHORE DRIVE

HIGH POINT, NC 27263

336.861.2400 FAX 336.861.6485

Business Classification:

Woman-Owned Small Business

On-line access to contract ordering information, terms and conditions, up-to-date pricing, and the option to create an electronic delivery order are available through GSA Advantage!, a menu driven database system. The INTERNET address for GSA Advantage is <http://www.fss.gsa.gov>

For more information on ordering from Federal Supply Schedules click on the FSS Schedules button at <http://www.fss.gsa.gov>

**1a. Special Item Number**

711-8: Executive Office Furniture

711-9: Executive Conference Room Furniture

711-11: Tables and Accessories

711-16: Upholstered Seating

711-18: Multi-purpose Seating

**2. Maximum Order Limitations:**

711-8 \$500,000

711-9 \$500,000

711-11 \$500,000

711-16 \$300,000

711-18 \$200,000

**3. Minimum Order: \$100**

**4. Geographic Coverage:** 48 Contiguous States and the District of Columbia

**5. Point of Production:** High Point, North Carolina (Randolph County)

**6. Discount:** Prices shown herein are List (Discount is 56.9% Off List)

**7. Quantity Discounts:**

• \$467,837 List to \$1,000,000 List = 59.70%

• \$1,000,001 List to \$1,315,789 List = 61.70%

**8. Payment Terms:** ½% - Net 15 Days, Net 30 Days

**8a. Terms and Conditions of Government Credit Card Acceptance:**

a. No discount allowed for payment by Government Purchase Card

b. Provide commercial credit card number

c. Provide commercial credit card expiration date

d. Provide individual's name as it appears on

credit card

e. Provide telephone number of individual to whom credit is issued

**9a. Government Purchase Cards are accepted below the Micro Purchase Threshold.**

**9b. Government Purchase Cards are accepted above the Micro Purchase Threshold.**

**10. Foreign Terms:** None

**11a. Time of Delivery:** Regular Product: 60 - 90 days after receipt of order

Quick Ship Program: Contact DARRAN

**11b. Quick Ship Program:** Items available for expedited delivery are included in main Price Lists.

**11c. Overnight and 2-day delivery:** N/A

**11d. Urgent Requirements:** Will be considered on an individual basis. Contact DARRAN for details.

**12. FOB Point:** All destinations are limited to Commercial docks only. Carriers may refuse non-dock deliveries.

**12a. Freight Prices:**

a. All prices shown are suggested list prices with freight included where indicated.

b. Freight allows delivery to one qualified destination.

c. Within the Continental USA, all orders above \$1,500 net are shipped FOB factory, freight prepaid and allowed. All orders less than \$1,500 net will be subject to a \$100 net freight charge.

**13. Ordering Address:**

DARRAN Furniture Industries

P.O. Box 7614

High Point, NC 27264

Ph: 800.334.7891

Fax: 336.861.6485

**13a. Payment Address:**

BB&T

P.O. Box 890011

Charlotte, NC 28289-0011

**14. Warranty Provision:** Limited Lifetime (Contact DARRAN for details)

**15. Export Packing Charges:** Quoted on request

**13. Terms and Conditions: Order Cancellation / Changes.**

Restocking/Returns: No merchandise may be returned without a return authorization and shipping instructions. No credit or allowance will be given for repairs to defective materials unless DARRAN has given authority to make such repairs. A restocking charge of 25% will apply.

Cancellation: No cost prior to production. After

## GSA CUSTOMER INFORMATION

production has begun, only actual cost incurred will be billed to the Government that cannot be recovered through resale in 6 months

**14. Terms and Condition of Rental, Maintenance and Repair: Consult the Factory.**

**15. Terms and Conditions of Installation:** Installation by a Third party to be quoted on a per job basis. The ordering must specify what ranges of installation services are required.

**16. Terms and Conditions of Repair Parts:** Contact DARRAN for details.

**17. List of Service and distribution points:** Contact DARRAN for details..

**18. Preventative Maintenance:** Information enclosed with product.

**19. List of Participating Dealers:** Contact DARRAN for details.

**23. Environmental Attributes:** DARRAN is compliant with EPA standards. All plywood core material is CARB 2 compliant and contains recycled content. All DARRAN Casegood Products are BIFMA Level 2 Certified. DARRAN is FSC CoC Certified and our products are MAS Certified for Indoor Air Quality.

**23a. Recyclable and Recycled Content Packaging:**

The corrugated packaging that is supplied to DARRAN, meets the federal mandate that requires the paperboard to be composed of 30%-50% recycled paper, and in some cases the recycled content is close to 100%.

**23b. Chemical Emission:** DARRAN finishes its products in an ENVI-CT Finish. (Environmental Coatings Technology). DARRAN's seating is finished with a low VOC Conversion Varnish and the casegoods are finished with a formaldehyde free, low VOC Urethane finish. These ENVI-CT finishes allow DARRAN's products to be MAS Certified Green under the ANSI BIFMA X7.1 Standard. Products assist with LEED 4.5 Credit.

**23c. Vapor Emissions:** DARRAN's ENVI-CT finishes use the latest environmental coatings technology to provide lasting durability and exceptional clarity with BACGUARD Silver anti-microbial protection built-in. The ENVI-CT finishes allows DARRAN casegoods to be MAS Certified Green meeting LEED Credit 4.5.

**24a. Duns Number:** 08-363-5318

**24b. Cage Code:** 0Y-6B6

**24c. Federal ID Number:** 56-117-1971

**24d. NAICS Code:** 337211

**25. SAM Network:** DARRAN is registered

## SHIPPING SCHEDULE

When requested, DARRAN will assist in locating special express carriers that may have short transit times. These services may exceed our prepaid freight costs; therefore, pricing is limited to the Freight Excluded formula with special express charges added to the invoice.

For special deliveries, DARRAN will make every effort to meet the appointed time; however DARRAN will not be responsible for any additional charges for late deliveries beyond our control.

## PRICES

- › All prices shown are suggested list prices with freight included where indicated.
- › Freight allows delivery to one qualified destination.
- › Within the Continental USA, all orders above \$1,500 net are shipped FOB factory, freight prepaid and allowed. All orders less than \$1,500 net will be subject to a \$100 net freight charge.

## CALL BEFORE DELIVERY REQUEST

DARRAN will arrange for carriers to call before delivery when requested.

Important Non-Qualified Destinations DARRAN Prepaid Freight Pricing does not include delivery to:

- › Residential Areas
- › Restricted Commercial Areas
- › No Dock Locations
- › Inside delivery/setup service

Orders received and installed without professional Furniture Installers voids all Warranty Coverage.

## CARRIER SELECTION

DARRAN selects and uses only carriers specialized in furniture transportation. Customer requested carriers can be authorized using Freight Excluded pricing with invoice add-on.

## SPECIFIC DELIVERY TIMES

DARRAN will assist in coordinating a requested delivery time from a carrier. DARRAN makes no guarantees and accepts no responsibility for such services as DARRAN has no control over possible carrier hazards. To ensure specific time arrival, we recommend arranging single stop, designated load carriers. Less than trailer load (LTL) shipments cannot be coordinated for a guaranteed delivery time.

## EXPRESS CARRIERS

When requested DARRAN will assist in locating special express carriers that may have short transit times. These services exceed our prepaid freight cost, therefore, pricing is limited to the Freight Excluded formula with special express charges added to invoice.

## SEATING FABRIC & LEATHER PROGRAMS

DARRAN has partnered with some of the most prestigious fabric suppliers of the office furniture industry to bring you quality fabrics that are engaging designs, environmentally friendly, and durable for years to come. The majority of fabrics we have graded-in are in heavy supply making it most likely available on our Quickship program, however, we cannot guarantee stock. If you do not see the fabric you wish to include in a project, please contact our Factory to see if this pattern can be graded-in at 800.334.7891.

### FABRICS

Please visit our Seating Fabrics page at [darran.com/fabrics](http://darran.com/fabrics)

Momentum Textiles	800.366.6839
<a href="http://www.momentumtextiles.com">www.momentumtextiles.com</a>	
Maharam	800.645.3943
<a href="http://www.maharam.com">www.maharam.com</a>	
CFStinson	800.841.6279
<a href="http://www.cfstinson.com">www.cfstinson.com</a>	
Paul Brayton	800.882.4720
<a href="http://www.paulbraytondesigns.com">www.paulbraytondesigns.com</a>	
Knoll Textiles	866.565.5858
<a href="http://www.knolltextiles.com">www.knolltextiles.com</a>	
DesignTex	800.797.4949
<a href="http://www.designtex.com">www.designtex.com</a>	
Mayer Fabrics	800.428.4415
<a href="http://www.mayerfabrics.com">www.mayerfabrics.com</a>	

### LEATHERS

Please visit our Seating Fabrics page at <a href="http://darran.com/leathers">darran.com/leathers</a>	
Wollsdorf	336.884.5005
<a href="http://www.wollsdorf.com">www.wollsdorf.com</a>	
Elmo Leather	732.549.5151
<a href="http://www.elmoleather.com">www.elmoleather.com</a>	

Application instructions must be specified on the purchase order or COM / COL submission form. In the absence of application instructions, DARRAN will apply materials accordingly.

### CAL117

All DARRAN seating products conform to California Technical Bulletin 117 as a minimum standard.

### CAL133

To meet the California Technical Bulletin 133 flammability regulation, a combination of proper materials must be used to pass, as it tests the fire resistance of a finished product. Flame resistant fabric, a fire blocker material and special foam must be used to pass CAL133 fire codes.

Testing is available for all seating products with the following

Fabric Width	Plain Fabric	2" -14" Repeat	15" -19" Repeat	20" -27" Repeat	28" -36" Repeat
54"	0	15%	20%	25%	30%
53"	6%	19%	24%	28%	36%
52"	13%	23%	28%	33%	38%
51"	19%	26%	31%	36%	41%
50"	25%	30%	35%	40%	45%
49"	30%	35%	40%	45%	50%
48"	35%	40%	45%	50%	55%
47"	45%	50%	55%	58%	65%

fees and considerations:

- › If laboratory certification is not required, any style can be manufactured to comply with California Technical Bulletin 133 for \$ 75 list per yard required. (Customer's Own Materials must factor in additional yardage requirements based on repeat.)
- › The purchase order must clearly indicate the requirement of California Technical Bulletin 133.
- › If laboratory California Technical Bulletin 133 certification is required, the cost of testing a chair is \$820 NET, plus the cost of the chair and covering material.
- › An additional lead time of 4 to 6 weeks is required for testing for CAL133.
- › Once testing is completed, we will provide a certification letter specific to the sample tested for CAL133.
- › DARRAN's manufacturing procedures for California TB 133 compliance are based on the testing of representative styles with specific fabrics. Please contact Customer Service for an updated list of tested models.
- › A copy of test certification is available upon request.

### COMBINATION FABRICS

DARRAN is pleased to offer customers the design freedom of combination fabrics. When using fabric, vinyl or leather combinations, pricing will be as follows:

- › When combining two materials of the same grade, pricing will be specified grade + 5%.
- › If combining two materials of different grades or leather/fabric combination, use the highest grade/price + 5%.
- › If using COM or COL, pricing will be COM or COL + 5%. If both COM + COL are used in combination, use COL + 5%

### COM/COL ORDERING INSTRUCTIONS

Please complete the COM Submission Form prior to ordering the fabric from the supplier. All COM fabrics must be approved prior to order submission. Please refer to our website or contact DARRAN Seating Customer Service for an updated list of preapproved COM fabrics. Application instructions must be specified on the purchase order or COM/COL submission form. In the absence of application instructions, DARRAN will apply materials in the best manner and cannot be held responsible for tailoring or application objections after upholstering. COM orders will be scheduled for production after receipt of the material. Packages must be clearly marked and the fabric must be first quality, continuous yardage.

### COM/COL YARDAGE REQUIREMENTS

The yardage requirements stated in this price list for each style are calculated using 54" wide, non-directional fabrics. For fabrics with a different width or for patterns with repeats, please refer to the below chart to calculate the additional percent of fabric required:

NOTE: Prior To Completion Of This Form, Please Refer To Our Graded In Materials Program For Preapproved Fabrics/Leathers.

**COM/COL APPROVAL**

DARRAN Furniture Industries  
2402 Shore Street, High Point, NC 27263  
ATTN: Seating Division / COM/COL Approval  
TAG: DARRAN Purchase Order Number

**SHIPPING APPROVED COM/COL MATERIALS**

DARRAN Furniture Industries  
2402 Shore Street, High Point, NC 27263  
ATTN: Seating Division / COM/COL Approval  
TAG: DARRAN Purchase Order Number

Please complete this form, attach a 6" x 6" sample and mail to the COM/COL APPROVAL address shown above.  
This form can also be downloaded from our website at [www.darran.com/leathers](http://www.darran.com/leathers) OR [www.darran.com/fabrics](http://www.darran.com/fabrics)


Purchase Order # _____	Chair Style _____
Dealer's Name _____	Manufacturer _____
Contact _____	Pattern Name _____
Address _____	Pattern Color _____
Telephone _____	Content _____
Email _____	Repeat _____

Please specify any special requirements and check the application below.


---



---

**COM/COL**

☐ **RAILROAD**



☐ **SETUP**

In the absence of application instructions, DARRAN will apply the material in the best manner and cannot be held responsible for tailoring or application objections after upholstering.  
Unless otherwise instructed on the purchase order, excess COM materials will be recycled at the discretion of DARRAN after six months of the original product ship date.

The COM approval solely pertains to the application of the fabric onto the specified DARRAN seating product. DARRAN's approval or acceptance does not constitute any responsibility or warranty to the overall appearance, durability, flammability, defects, dye lot variations or colorfastness of the COM. It is the customer's responsibility to ensure the COM meets CAL 117 compliance and are first quality continuous goods.

**ATTACH 6" X 6"  
FABRIC/LEATHER  
SAMPLE HERE**

**NOTE**

Actual Fabric/Leather samples needed instead of digital images. If digital images are sent in lieu of samples, DARRAN will only verify the pattern and will not take responsibility for color variances that cannot be verified due to printing restrictions

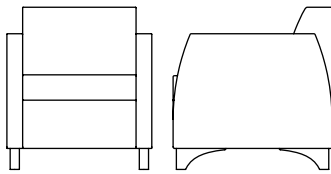
**FINISHES**

WAC Amber Cherry  
 WRC Caramel Cherry  
 WIC Crimson Cherry  
 WEC Ebony Cherry  
 WHC Honey Cherry  
 WOC Koko Cherry  
 WSC Scotch Cherry  
 WCM Clear Maple  
 WWM Wheat Maple  
 WBO Blush Oak  
 WMO Mocha Oak  
 WTO Toast Oak  
 WWO Wheat Oak  
 WEW Executive Walnut  
 GWG Gunstock Walnut  
 WJW Judicial Walnut  
 WNW Natural Walnut  
 WOW Clear Walnut  
 TBCO Baby's Cheek  
 TBSW Brown Sugar  
 TFBO Fun Blonde  
 TFBW French Bordeaux  
 TLLW Luscious Lager  
 TOBW Organic Brown  
 SGS Full Fill Gray Stone coordinates with WGA Gray Stone on Ash  
 STC Full Fill Toasted Coconut coordinates with WTA Toasted Coconut on Ash  
 SWS Full Fill White Suede coordinates with WWA White Suede on Ash  
 SFS Full Fill Fifty Shades coordinates with TFSO Fifty Shades  
 WWP Full Fill Designer White

**FINISH**

ENVI-CT Green Certified European Technology Coatings Finish with Anti-microbial protection.

Frames are constructed of kiln-dried European beech and coordinate with all DARRAN casegood finishes.



### LOUNGE CHAIR

#### STANDARD FEATURES

- Frame constructed of CNC cut engineered hardwood to maximize the strength, precise measurements and overall longevity
- Horizontal back from provides easy ganging capabilities.
- Joints are securely fastened with mortise and tenon joinery as well as corner block construction.
- Seats and back sprung with no sag sinuous wire spring to enhance comfort, sustainability and

endurance.

- Soy-based, high resilient polyurethane foam consisting of minimum 1.8 density.

#### Notes

- \*Signature Leg Standard Unless Optional Leg Specified

[CLICK HERE TO VIEW PRODUCT INDEX](#)

## 1 SELECT UPHOLSTERY GRADE

STYLE	COM	COL	1	2	3	4	5	6	7	8	9	10	11/L1	12	13/L2
ARE0150DAC01	1846	1846	2164	2269	2374	2479	2584	2689	2794	2899	3004	3109	3214	3319	3529

#### DIMENSIONS W X D X H

27 -1/2" x 30 -1/2" x 31 -1/2"

Arm Height: 26"

Seat Height: 18"

Inside Seat Depth: 21 -1/2"

Inside Seat Width: 21 -1/2"

#### UPHOLSTERY REQUIREMENTS

Fabric yds: 5 -3/4

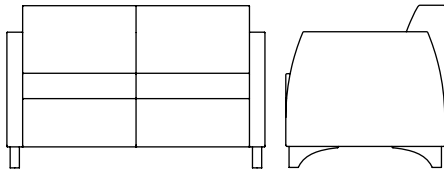
Leather Sq. Ft.: 103.5

Carton Weight: 62 lbs.

## 2 SELECT A FINISH 3 OPTIONS

WAC	Amber Cherry
WRC	Caramel Cherry
WIC	Crimson Cherry
WEC	Ebony Cherry
WHC	Honey Cherry
WOC	KoKo Cherry
WSC	Scotch Cherry
WWC	Wheat Cherry
WCM	Clear Maple
WWM	Wheat Maple
WBO	Blush Oak
WMO	Mocha Oak
WTO	Toast Oak
WWO	Wheat Oak
WEW	Executive Walnut
WGW	Gunstock Walnut
WJW	Judicial Walnut
WNW	Natural Walnut
TBCO	Baby's Cheek
TBSW	Brown Sugar
TFBO	Fun Blonde
TFBW	French Bordeaux
TLLW	Luscious Lager
TOBW	Organic Brown
SGS	Full Fill Gray Stone
STC	Full Fill Toasted Coconut
SWS	Full Fill White Suede
SFS	Full Fill Fifty Shades
WWP	Designer White

- Caster**
- Two Casters (replace front legs) - \$95
- Handle**
- Handle/Pull Option - \$30
  - Finished Wood Leg (Select Finish)
- Leg**
- Signature Leg is standard unless optional leg is specified
- MCL: Metal Cylinder Leg
  - WTL: Wood Tapered Leg
- Tablet**
- Specify Finish and Shape
- PTL: Pivoting Tablet - Left Facing \$375
  - PTR: Pivoting Tablet - Right Facing \$375
- Shapes Available
- Oval (14" W x 11" D)
  - Round (14" DIA)
  - Rectangle (14" W x 11" D)

**LOVESEAT****STANDARD FEATURES**

- Frame constructed of CNC cut engineered hardwood to maximize the strength, precise measurements and overall longevity
- Horizontal back from provides easy ganging capabilities.
- Joints are securely fastened with mortise and tenon joinery as well as corner block construction.
- Seats and back sprung with no sag sinuous wire spring to enhance comfort, sustainability and

endurance.

- Soy-based, high resilient polyurethane foam consisting of minimum 1.8 density.

**Notes**

- \*Signature Leg Standard Unless Optional Leg Specified

[CLICK HERE TO VIEW PRODUCT INDEX](#)

## 1 SELECT UPHOLSTERY GRADE

STYLE	COM	COL	1	2	3	4	5	6	7	8	9	10	11/L1	12	13/L2
ARE1050DAL02	2543	2543	3082	3260	3438	3616	3794	3972	4150	4328	4506	4684	4862	5040	5396

**DIMENSIONS W X D X H**

48" x 30 -1/2" x 31 -1/2"

Arm Height: 26"

Seat Height: 18"

Inside Seat Depth: 21 -1/2"

Inside Seat Width: 42"

**UPHOLSTERY REQUIREMENTS**

Fabric yds: 9 -3/4

Leather Sq. Ft.: 175.5

Carton Weight: 112 lbs.

## 2 SELECT A FINISH

WAC	Amber Cherry
WRC	Caramel Cherry
WIC	Crimson Cherry
WEC	Ebony Cherry
WHC	Honey Cherry
WOC	KoKo Cherry
WSC	Scotch Cherry
WWC	Wheat Cherry
WCM	Clear Maple
WWM	Wheat Maple
WBO	Blush Oak
WMO	Mocha Oak
WTO	Toast Oak
WWO	Wheat Oak
WEW	Executive Walnut
WGW	Gunstock Walnut
WJW	Judicial Walnut
WNW	Natural Walnut
TBCO	Baby's Cheek
TBSW	Brown Sugar
TFBO	Fun Blonde
TFBW	French Bordeaux
TLLW	Luscious Lager
TOBW	Organic Brown
SGS	Full Fill Gray Stone
STC	Full Fill Toasted Coconut
SWS	Full Fill White Suede
SFS	Full Fill Fifty Shades
WWP	Designer White

## 3 OPTIONS

**Leg**

Signature Leg is standard unless optional leg is specified

- MCL: Metal Cylinder Leg

- WTL: Wood Tapered Leg

**Tablet**

Specify Finish and Shape

- PTL: Pivoting Tablet - Left Facing \$375

- PTR: Pivoting Tablet - Right Facing \$375

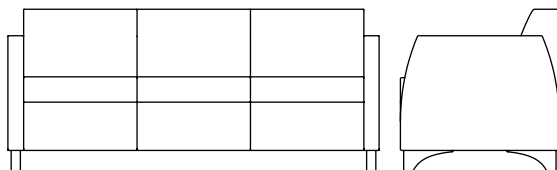
Shapes Available

- Oval (14" W x 11" D)

- Round (14" DIA)

- Rectangle (14" W x 11" D)





## SOFA

### STANDARD FEATURES

- Frame constructed of CNC cut engineered hardwood to maximize the strength, precise measurements and overall longevity
- Horizontal back from provides easy ganging capabilities.
- Joints are securely fastened with mortise and tenon joinery as well as corner block construction.
- Seats and back sprung with no sag sinuous wire spring to enhance comfort, sustainability and

endurance.

- Soy-based, high resilient polyurethane foam consisting of minimum 1.8 density.

### Notes

- \*Signature Leg Standard Unless Optional Leg Specified

[CLICK HERE TO VIEW PRODUCT INDEX](#)

## 1

### SELECT UPHOLSTERY GRADE

STYLE	COM	COL	1	2	3	4	5	6	7	8	9	10	11/L1	12	13/L2
ARE0150DA503	3132	3132	3836	4069	4302	4535	4768	5001	5234	5467	5700	5933	6166	6399	6865

### DIMENSIONS W X D X H

69" x 30 -1/2" x 31 -1/2"

Arm Height: 26"

Seat Height: 18"

Inside Seat Depth: 21 -1/2"

Inside Seat Width: 63"

### UPHOLSTERY REQUIREMENTS

Fabric yds: 12 -3/4

Leather Sq. Ft.: 229.5

Carton Weight: 180 lbs.

## 2

### SELECT A FINISH

WAC	Amber Cherry
WRC	Caramel Cherry
WIC	Crimson Cherry
WEC	Ebony Cherry
WHC	Honey Cherry
WOC	KoKo Cherry
WSC	Scotch Cherry
WWC	Wheat Cherry
WCM	Clear Maple
WWM	Wheat Maple
WBO	Blush Oak
WMO	Mocha Oak
WTO	Toast Oak
WWO	Wheat Oak
WEW	Executive Walnut
WGW	Gunstock Walnut
WJW	Judicial Walnut
WNW	Natural Walnut
TBCO	Baby's Cheek
TBSW	Brown Sugar
TFBO	Fun Blonde
TFBW	French Bordeaux
TLLW	Luscious Lager
TOBW	Organic Brown
SGS	Full Fill Gray Stone
STC	Full Fill Toasted Coconut
SWS	Full Fill White Suede
SFS	Full Fill Fifty Shades
WWP	Designer White

## 3

### OPTIONS

#### Leg

Signature Leg is standard unless optional leg is specified

- MCL: Metal Cylinder Leg
- WTL: Wood Tapered Leg

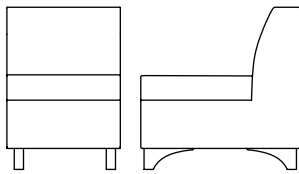
#### Tablet

Specify Finish and Shape

- PTL: Pivoting Tablet - Left Facing \$375
- PTR: Pivoting Tablet - Right Facing \$375

Shapes Available

- Oval (14" W x 11" D)
- Round (14" DIA)
- Rectangle (14" W x 11" D)



### ARMLESS CHAIR

#### STANDARD FEATURES

- Frame constructed of CNC cut engineered hardwood to maximize the strength, precise measurements and overall longevity
- Horizontal back from provides easy ganging capabilities.
- Joints are securely fastened with mortise and tenon joinery as well as corner block construction.
- Seats and back sprung with no sag sinuous wire spring to enhance comfort, sustainability and

endurance.

- Soy-based, high resilient polyurethane foam consisting of minimum 1.8 density.

#### Notes

- \*Signature Leg Standard Unless Optional Leg Specified

[CLICK HERE TO VIEW PRODUCT INDEX](#)

## 1 SELECT UPHOLSTERY GRADE

STYLE	COM	COL	1	2	3	4	5	6	7	8	9	10	11/L1	12	13/L2
ARE0150NAC01	1537	1537	1731	1795	1859	1923	1987	2051	2115	2179	2243	2307	2371	2435	2563

#### DIMENSIONS W X D X H

21 -1/2" x 30 -1/2" x 31 -1/2"

Arm Height: N/A

Seat Height: 18"

Inside Seat Depth: 21 -1/2"

Inside Seat Width: 21 1/2"

#### UPHOLSTERY REQUIREMENTS

Fabric yds: 3 -1/2

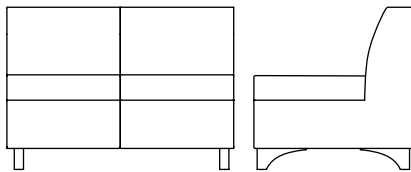
Leather Sq. Ft.: 63

Carton Weight: 54 lbs.

## 2 SELECT A FINISH 3 OPTIONS

WAC	Amber Cherry
WRC	Caramel Cherry
WIC	Crimson Cherry
WEC	Ebony Cherry
WHC	Honey Cherry
WOC	KoKo Cherry
WSC	Scotch Cherry
WWC	Wheat Cherry
WCM	Clear Maple
WWM	Wheat Maple
WBO	Blush Oak
WMO	Mocha Oak
WTO	Toast Oak
WWO	Wheat Oak
WEW	Executive Walnut
WGW	Gunstock Walnut
WJW	Judicial Walnut
WNW	Natural Walnut
TBCO	Baby's Cheek
TBSW	Brown Sugar
TFBO	Fun Blonde
TFBW	French Bordeaux
TLLW	Luscious Lager
TOBW	Organic Brown
SGS	Full Fill Gray Stone
STC	Full Fill Toasted Coconut
SWS	Full Fill White Suede
SFS	Full Fill Fifty Shades
WWP	Designer White

<b>Caster</b> - Two Casters (replace front legs) - \$95
<b>Ganging Device</b> - GDEV: Ganging Device - \$30 ea.
<b>Handle</b> - Handle/Pull Option - \$30 - Finished Wood Leg (Select Finish)
<b>Leg</b> Signature Leg is standard unless optional leg is specified - MCL: Metal Cylinder Leg - WTL: Wood Tapered Leg
<b>Tablet</b> Specify Finish and Shape - TML: Pivoting Pole Tablet Mount - Left Facing \$450 - TMR: Pivoting Pole Tablet Mount - Right Facing \$450 Shapes Available - Oval (14" W x 11" D) - Round (14" DIA) - Rectangle (14" W x 11" D)



### ARMLESS LOVESEAT

#### STANDARD FEATURES

- Frame constructed of CNC cut engineered hardwood to maximize the strength, precise measurements and overall longevity
- Horizontal back from provides easy ganging capabilities.
- Joints are securely fastened with mortise and tenon joinery as well as corner block construction.
- Seats and back sprung with no sag sinuous wire spring to enhance comfort, sustainability and

endurance.

- Soy-based, high resilient polyurethane foam consisting of minimum 1.8 density.

#### Notes

- \*Signature Leg Standard Unless Optional Leg Specified

[CLICK HERE TO VIEW PRODUCT INDEX](#)

## 1 SELECT UPHOLSTERY GRADE

STYLE	COM	COL	1	2	3	4	5	6	7	8	9	10	11/L1	12	13/L2
ARE0150NAL02	2224	2224	2583	2702	2821	2940	3059	3178	3297	3416	3535	3654	3773	3892	4130

#### DIMENSIONS W X D X H

42" x 30 -1/2" x 31 -1/2"

Arm Height: N/A

Seat Height: 18"

Inside Seat Depth: 21-1/2"

Inside Seat Width: 42"

#### UPHOLSTERY REQUIREMENTS

Fabric yds: 6 -1/2

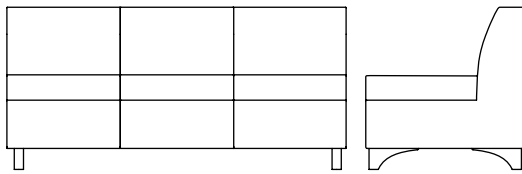
Leather Sq. Ft.: 117

Carton Weight: 104 lbs.

## 2 SELECT A FINISH 3 OPTIONS

WAC	Amber Cherry
WRC	Caramel Cherry
WIC	Crimson Cherry
WEC	Ebony Cherry
WHC	Honey Cherry
WOC	KoKo Cherry
WSC	Scotch Cherry
WWC	Wheat Cherry
WCM	Clear Maple
WWM	Wheat Maple
WBO	Blush Oak
WMO	Mocha Oak
WTO	Toast Oak
WVO	Wheat Oak
WEW	Executive Walnut
WGW	Gunstock Walnut
WJW	Judicial Walnut
WNW	Natural Walnut
TBCO	Baby's Cheek
TBSW	Brown Sugar
TFBO	Fun Blonde
TFBW	French Bordeaux
TLLW	Luscious Lager
TOBW	Organic Brown
SGS	Full Fill Gray Stone
STC	Full Fill Toasted Coconut
SWS	Full Fill White Suede
SFS	Full Fill Fifty Shades
WWP	Designer White

<b>Ganging Device</b>
- GDEV: Ganging Device - \$30 ea.
<b>Leg</b>
Signature Leg is standard unless optional leg is specified
- MCL: Metal Cylinder Leg
- WTL: Wood Tapered Leg
<b>Tablet</b>
Specify Finish and Shape
- TML: Pivoting Pole Tablet Mount - Left Facing \$450
- TMR: Pivoting Pole Tablet Mount - Right Facing \$450
<b>Shapes Available</b>
- Oval (14" W x 11" D)
- Round (14" DIA)
- Rectangle (14" W x 11" D)



### ARMLESS SOFA

#### STANDARD FEATURES

- Frame constructed of CNC cut engineered hardwood to maximize the strength, precise measurements and overall longevity
- Horizontal back from provides easy ganging capabilities.
- Joints are securely fastened with mortise and tenon joinery as well as corner block construction.
- Seats and back sprung with no sag sinuous wire spring to enhance comfort, sustainability and

endurance.

- Soy-based, high resilient polyurethane foam consisting of minimum 1.8 density.

#### Notes

- \*Signature Leg Standard Unless Optional Leg Specified

[CLICK HERE TO VIEW PRODUCT INDEX](#)

## 1 SELECT UPHOLSTERY GRADE

STYLE	COM	COL	1	2	3	4	5	6	7	8	9	10	11/L1	12	13/L2
ARE0150NAS03	2812	2812	3337	3510	3683	3856	4029	4202	4375	4548	4721	4894	5067	5240	5586

#### DIMENSIONS W X D X H

63" x 30 -1/2" x 31 -1/2"

Arm Height: N/A

Seat Height: 18"

Inside Seat Depth: 21 -1/2"

Inside Seat Width: 63"

#### UPHOLSTERY REQUIREMENTS

Fabric yds: 9 -1/2

Leather Sq. Ft.: 171

Carton Weight: 172 lbs.

## 2 SELECT A FINISH 3 OPTIONS

WAC	Amber Cherry
WRC	Caramel Cherry
WIC	Crimson Cherry
WEC	Ebony Cherry
WHC	Honey Cherry
WOC	KoKo Cherry
WSC	Scotch Cherry
WWC	Wheat Cherry
WCM	Clear Maple
WWM	Wheat Maple
WBO	Blush Oak
WMO	Mocha Oak
WTO	Toast Oak
WWO	Wheat Oak
WEW	Executive Walnut
WGW	Gunstock Walnut
WJW	Judicial Walnut
WNW	Natural Walnut
TBCO	Baby's Cheek
TBSW	Brown Sugar
TFBO	Fun Blonde
TFBW	French Bordeaux
TLLW	Luscious Lager
TOBW	Organic Brown
SGS	Full Fill Gray Stone
STC	Full Fill Toasted Coconut
SWS	Full Fill White Suede
SFS	Full Fill Fifty Shades
WWP	Designer White

### Options

#### Ganging Device

- GDEV: Ganging Device - \$30 ea.

#### Leg

Signature Leg is standard unless optional leg is specified

- MCL: Metal Cylinder Leg

- WTL: Wood Tapered Leg

#### Tablet

Specify Finish and Shape

- TML: Pivoting Pole Tablet Mount - Left Facing \$450

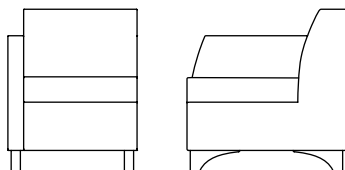
- TMR: Pivoting Pole Tablet Mount - Right Facing \$450

Shapes Available

- Oval (14" W x 11" D)

- Round (14" DIA)

- Rectangle (14" W x 11" D)



## AREA ONE ARM LEFT

### ONE ARM CHAIR - LEFT FACING

#### STANDARD FEATURES

- Frame constructed of CNC cut engineered hardwood to maximize the strength, precise measurements and overall longevity
- Horizontal back from provides easy ganging capabilities.
- Joints are securely fastened with mortise and tenon joinery as well as corner block construction.
- Seats and back sprung with no sag sinuous wire spring to enhance comfort, sustainability and

endurance.

- Soy-based, high resilient polyurethane foam consisting of minimum 1.8 density.

#### Notes

- \*Signature Leg Standard Unless Optional Leg Specified

[CLICK HERE TO VIEW PRODUCT INDEX](#)

## 1 SELECT UPHOLSTERY GRADE

STYLE	COM	COL	1	2	3	4	5	6	7	8	9	10	11/L1	12	13/L2
ARE0150LAC01	1701	1701	2004	2104	2204	2304	2404	2504	2604	2704	2804	2904	3004	3104	3304

#### DIMENSIONS W X D X H

24 -1/2" x 30 -1/2" x 31 -1/2"

Arm Height: 26"

Seat Height: 18"

Inside Seat Depth: 21 -1/2"

Inside Seat Width: 21 -1/2"

#### UPHOLSTERY REQUIREMENTS

Fabric yds: 5 -1/2

Leather Sq. Ft.: 99

Carton Weight: 58 lbs.

## 2 SELECT A FINISH

WAC	Amber Cherry
WRC	Caramel Cherry
WIC	Crimson Cherry
WEC	Ebony Cherry
WHC	Honey Cherry
WOC	KoKo Cherry
WSC	Scotch Cherry
WWC	Wheat Cherry
WCM	Clear Maple
WWM	Wheat Maple
WBO	Blush Oak
WMO	Mocha Oak
WTO	Toast Oak
WWO	Wheat Oak
WEW	Executive Walnut
WGW	Gunstock Walnut
WJW	Judicial Walnut
WNW	Natural Walnut
TBCO	Baby's Cheek
TBSW	Brown Sugar
TFBO	Fun Blonde
TFBW	French Bordeaux
TLLW	Luscious Lager
TOBW	Organic Brown
SGS	Full Fill Gray Stone
STC	Full Fill Toasted Coconut
SWS	Full Fill White Suede
SFS	Full Fill Fifty Shades
WWP	Designer White

## 3 OPTIONS

#### Ganging Device

- GDEV: Ganging Device - \$30 ea.

#### Leg

Signature Leg is standard unless optional leg is specified

- MCL: Metal Cylinder Leg

- WTL: Wood Tapered Leg

#### Tablet

Specify Finish and Shape

- TML: Pivoting Pole Tablet Mount - Left Facing \$450

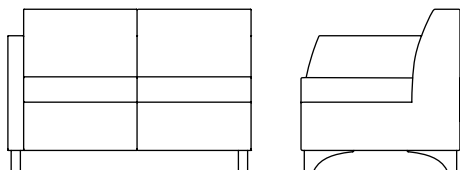
- TMR: Pivoting Pole Tablet Mount - Right Facing \$450

Shapes Available

- Oval (14" W x 11" D)

- Round (14" DIA)

- Rectangle (14" W x 11" D)



## AREA ONE ARM LEFT

### ONE ARM LOVESEAT - LEFT FACING

#### STANDARD FEATURES

- Frame constructed of CNC cut engineered hardwood to maximize the strength, precise measurements and overall longevity
- Horizontal back from provides easy ganging capabilities.
- Joints are securely fastened with mortise and tenon joinery as well as corner block construction.
- Seats and back sprung with no sag sinuous wire spring to enhance comfort, sustainability and

endurance.

- Soy-based, high resilient polyurethane foam consisting of minimum 1.8 density.

#### Notes

- \*Signature Leg Standard Unless Optional Leg Specified

[CLICK HERE TO VIEW PRODUCT INDEX](#)

## 1 SELECT UPHOLSTERY GRADE

STYLE	COM	COL	1	2	3	4	5	6	7	8	9	10	11/L1	12	13/L2
ARE0150LAL02	2387	2387	2857	3012	3167	3322	3477	3632	3787	3942	4097	4252	4407	4562	4872

#### DIMENSIONS W X D X H

45" x 30 -1/2" x 31 -1/2"

Arm Height: 26"

Seat Height: 18"

Inside Seat Depth: 21 -1/2"

Inside Seat Width: 42"

#### UPHOLSTERY REQUIREMENTS

Fabric yds: 8 -1/2

Leather Sq. Ft.: 153

Carton Weight: 108 lbs.

## 2 SELECT A FINISH

WAC	Amber Cherry
WRC	Caramel Cherry
WIC	Crimson Cherry
WEC	Ebony Cherry
WHC	Honey Cherry
WOC	KoKo Cherry
WSC	Scotch Cherry
WWC	Wheat Cherry
WCM	Clear Maple
WWM	Wheat Maple
WBO	Blush Oak
WMO	Mocha Oak
WTO	Toast Oak
WVO	Wheat Oak
WEW	Executive Walnut
WGW	Gunstock Walnut
WJW	Judicial Walnut
WNW	Natural Walnut
TBCO	Baby's Cheek
TBSW	Brown Sugar
TFBO	Fun Blonde
TFBW	French Bordeaux
TLLW	Luscious Lager
TOBW	Organic Brown
SGS	Full Fill Gray Stone
STC	Full Fill Toasted Coconut
SWS	Full Fill White Suede
SFS	Full Fill Fifty Shades
WWP	Designer White

## 3 OPTIONS

#### Ganging Device

- GDEV: Ganging Device - \$30 ea.

#### Leg

Signature Leg is standard unless optional leg is specified

- MCL: Metal Cylinder Leg

- WTL: Wood Tapered Leg

#### Tablet

Specify Finish and Shape

- TML: Pivoting Pole Tablet Mount - Left Facing \$450

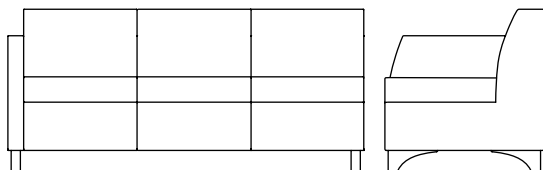
- TMR: Pivoting Pole Tablet Mount - Right Facing \$450

Shapes Available

- Oval (14" W x 11" D)

- Round (14" DIA)

- Rectangle (14" W x 11" D)



## AREA ONE ARM LEFT

### ONE ARM SOFA - LEFT FACING

#### STANDARD FEATURES

- Frame constructed of CNC cut engineered hardwood to maximize the strength, precise measurements and overall longevity
- Horizontal back from provides easy ganging capabilities.
- Joints are securely fastened with mortise and tenon joinery as well as corner block construction.
- Seats and back sprung with no sag sinuous wire spring to enhance comfort, sustainability and

endurance.

- Soy-based, high resilient polyurethane foam consisting of minimum 1.8 density.

#### Notes

- \*Signature Leg Standard Unless Optional Leg Specified

[CLICK HERE TO VIEW PRODUCT INDEX](#)

## 1 SELECT UPHOLSTERY GRADE

STYLE	COM	COL	1	2	3	4	5	6	7	8	9	10	11/L1	12	13/L2
ARE0150LAS03	2976	2976	3611	3821	4031	4241	4451	4661	4871	5081	5291	5501	5711	5921	6341

#### DIMENSIONS W X D X H

66" x 30 -1/2" x 31 -1/2"

Arm Height: 26"

Seat Height: 18"

Inside Seat Depth: 21 -1/2"

Inside Seat Width: 63"

#### UPHOLSTERY REQUIREMENTS

Fabric yds: 11 -1/2

Leather Sq. Ft.: 207

Carton Weight: 176 lbs.

## 2 SELECT A FINISH

WAC	Amber Cherry
WRC	Caramel Cherry
WIC	Crimson Cherry
WEC	Ebony Cherry
WHC	Honey Cherry
WOC	KoKo Cherry
WSC	Scotch Cherry
WWC	Wheat Cherry
WCM	Clear Maple
WWM	Wheat Maple
WBO	Blush Oak
WMO	Mocha Oak
WTO	Toast Oak
WWO	Wheat Oak
WEW	Executive Walnut
WGW	Gunstock Walnut
WJW	Judicial Walnut
WNW	Natural Walnut
TBCO	Baby's Cheek
TBSW	Brown Sugar
TFBO	Fun Blonde
TFBW	French Bordeaux
TLLW	Luscious Lager
TOBW	Organic Brown
SGS	Full Fill Gray Stone
STC	Full Fill Toasted Coconut
SWS	Full Fill White Suede
SFS	Full Fill Fifty Shades
WWP	Designer White

## 3 OPTIONS

#### Ganging Device

- GDEV: Ganging Device - \$30 ea.

#### Leg

Signature Leg is standard unless optional leg is specified

- MCL: Metal Cylinder Leg

- WTL: Wood Tapered Leg

#### Tablet

Specify Finish and Shape

- TML: Pivoting Pole Tablet Mount - Left Facing \$450

- TMR: Pivoting Pole Tablet Mount - Right Facing \$450

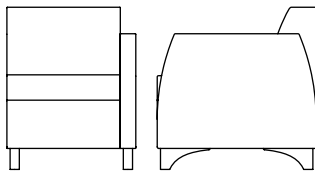
Shapes Available

- Oval (14" W x 11" D)

- Round (14" DIA)

- Rectangle (14" W x 11" D)





## AREA ONE ARM RIGHT

### ONE ARM CHAIR - RIGHT FACING

#### STANDARD FEATURES

- Frame constructed of CNC cut engineered hardwood to maximize the strength, precise measurements and overall longevity
- Horizontal back from provides easy ganging capabilities.
- Joints are securely fastened with mortise and tenon joinery as well as corner block construction.
- Seats and back sprung with no sag sinuous wire spring to enhance comfort, sustainability and

endurance.

- Soy-based, high resilient polyurethane foam consisting of minimum 1.8 density.

#### Notes

- \*Signature Leg Standard Unless Optional Leg Specified

[CLICK HERE TO VIEW PRODUCT INDEX](#)

## 1 SELECT UPHOLSTERY GRADE

STYLE	COM	COL	1	2	3	4	5	6	7	8	9	10	11/L1	12	13/L2
ARE0150RAC01	1701	1701	2004	2104	2204	2304	2404	2504	2604	2704	2804	2904	3004	3104	3304

#### DIMENSIONS W X D X H

24 -1/2" x 30 -1/2" x 31 -1/2"

Arm Height: 26"

Seat Height: 18"

Inside Seat Depth: 21 -1/2"

Inside Seat Width: 21 -1/2"

#### UPHOLSTERY REQUIREMENTS

Fabric yds: 5 -1/2

Leather Sq. Ft.: 99

Carton Weight: 58 lbs.

## 2 SELECT A FINISH

WAC	Amber Cherry
WRC	Caramel Cherry
WIC	Crimson Cherry
WEC	Ebony Cherry
WHC	Honey Cherry
WOC	KoKo Cherry
WSC	Scotch Cherry
WWC	Wheat Cherry
WCM	Clear Maple
WWM	Wheat Maple
WBO	Blush Oak
WMO	Mocha Oak
WTO	Toast Oak
WWO	Wheat Oak
WEW	Executive Walnut
WGW	Gunstock Walnut
WJW	Judicial Walnut
WNW	Natural Walnut
TBCO	Baby's Cheek
TBSW	Brown Sugar
TFBO	Fun Blonde
TFBW	French Bordeaux
TLLW	Luscious Lager
TOBW	Organic Brown
SGS	Full Fill Gray Stone
STC	Full Fill Toasted Coconut
SWS	Full Fill White Suede
SFS	Full Fill Fifty Shades
WWP	Designer White

## 3 OPTIONS

#### Ganging Device

- GDEV: Ganging Device - \$30 ea.

#### Leg

Signature Leg is standard unless optional leg is specified

- MCL: Metal Cylinder Leg

- WTL: Wood Tapered Leg

#### Tablet

Specify Finish and Shape

- TML: Pivoting Pole Tablet Mount - Left Facing \$450

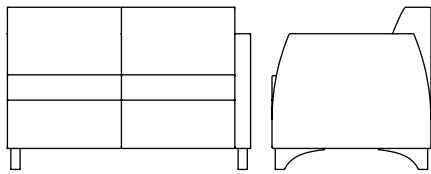
- TMR: Pivoting Pole Tablet Mount - Right Facing \$450

Shapes Available

- Oval (14" W x 11" D)

- Round (14" DIA)

- Rectangle (14" W x 11" D)



## AREA ONE ARM RIGHT

### ONE ARM LOVESEAT - RIGHT FACING

#### STANDARD FEATURES

- Frame constructed of CNC cut engineered hardwood to maximize the strength, precise measurements and overall longevity
- Horizontal back from provides easy ganging capabilities.
- Joints are securely fastened with mortise and tenon joinery as well as corner block construction.
- Seats and back sprung with no sag sinuous wire spring to enhance comfort, sustainability and

endurance.

- Soy-based, high resilient polyurethane foam consisting of minimum 1.8 density.

#### Notes

- \*Signature Leg Standard Unless Optional Leg Specified

[CLICK HERE TO VIEW PRODUCT INDEX](#)

## 1 SELECT UPHOLSTERY GRADE

STYLE	COM	COL	1	2	3	4	5	6	7	8	9	10	11/L1	12	13/L2
ARE0150RAL02	2387	2387	2857	3012	3167	3322	3477	3632	3787	3942	4097	4252	4407	4562	4872

#### DIMENSIONS W X D X H

45" x 30 -1/2" x 31 -1/2"

Arm Height: 26"

Seat Height: 18"

Inside Seat Depth: 21 -1/2"

Inside Seat Width: 42"

#### UPHOLSTERY REQUIREMENTS

Fabric yds: 8 -1/2

Leather Sq. Ft.: 153

Carton Weight: 108 lbs.

## 2 SELECT A FINISH 3 OPTIONS

WAC	Amber Cherry
WRC	Caramel Cherry
WIC	Crimson Cherry
WEC	Ebony Cherry
WHC	Honey Cherry
WOC	KoKo Cherry
WSC	Scotch Cherry
WWC	Wheat Cherry
WCM	Clear Maple
WWM	Wheat Maple
WBO	Blush Oak
WMO	Mocha Oak
WTO	Toast Oak
WWO	Wheat Oak
WEW	Executive Walnut
WGW	Gunstock Walnut
WJW	Judicial Walnut
WNW	Natural Walnut
TBCO	Baby's Cheek
TBSW	Brown Sugar
TFBO	Fun Blonde
TFBW	French Bordeaux
TLLW	Luscious Lager
TOBW	Organic Brown
SGS	Full Fill Gray Stone
STC	Full Fill Toasted Coconut
SWS	Full Fill White Suede
SFS	Full Fill Fifty Shades
WWP	Designer White

### Options

#### Ganging Device

- GDEV: Ganging Device - \$30 ea.

#### Leg

Signature Leg is standard unless optional leg is specified

- MCL: Metal Cylinder Leg
- WTL: Wood Tapered Leg

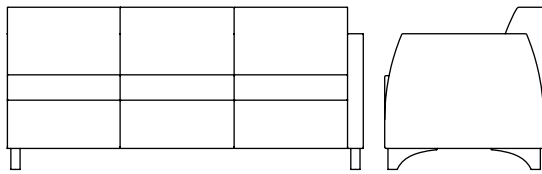
#### Tablet

Specify Finish and Shape

- TML: Pivoting Pole Tablet Mount - Left Facing \$450
- TMR: Pivoting Pole Tablet Mount - Right Facing \$450

Shapes Available

- Oval (14" W x 11" D)
- Round (14" DIA)
- Rectangle (14" W x 11" D)

**ONE ARM SOFA - RIGHT FACING****STANDARD FEATURES**

- Frame constructed of CNC cut engineered hardwood to maximize the strength, precise measurements and overall longevity
- Horizontal back from provides easy ganging capabilities.
- Joints are securely fastened with mortise and tenon joinery as well as corner block construction.
- Seats and back sprung with no sag sinuous wire spring to enhance comfort, sustainability and

endurance.

- Soy-based, high resilient polyurethane foam consisting of minimum 1.8 density.

**Notes**

- \*Signature Leg Standard Unless Optional Leg Specified

[CLICK HERE TO VIEW PRODUCT INDEX](#)

## 1 SELECT UPHOLSTERY GRADE

STYLE	COM	COL	1	2	3	4	5	6	7	8	9	10	11/L1	12	13/L2
ARE0150RAS03	2976	2976	3611	3821	4031	4241	4451	4661	4871	5081	5291	5501	5711	5921	6341

**DIMENSIONS W X D X H**

66" x 30 -1/2" x 31 -1/2"

Arm Height: 26"

Seat Height: 18"

Inside Seat Depth: 21 -1/2"

Inside Seat Width: 63"

**UPHOLSTERY REQUIREMENTS**

Fabric yds: 11 -1/2

Leather Sq. Ft.: 207

Carton Weight: 176 lbs.

## 2 SELECT A FINISH

WAC	Amber Cherry
WRC	Caramel Cherry
WIC	Crimson Cherry
WEC	Ebony Cherry
WHC	Honey Cherry
WOC	KoKo Cherry
WSC	Scotch Cherry
WWC	Wheat Cherry
WCM	Clear Maple
WWM	Wheat Maple
WBO	Blush Oak
WMO	Mocha Oak
WTO	Toast Oak
WWO	Wheat Oak
WEW	Executive Walnut
WGW	Gunstock Walnut
WJW	Judicial Walnut
WNW	Natural Walnut
TBCO	Baby's Cheek
TBSW	Brown Sugar
TFBO	Fun Blonde
TFBW	French Bordeaux
TLLW	Luscious Lager
TOBW	Organic Brown
SGS	Full Fill Gray Stone
STC	Full Fill Toasted Coconut
SWS	Full Fill White Suede
SFS	Full Fill Fifty Shades
WWP	Designer White

## 3 OPTIONS

**Ganging Device**

- GDEV: Ganging Device - \$30 ea.

**Leg**

Signature Leg is standard unless optional leg is specified

- MCL: Metal Cylinder Leg

- WTL: Wood Tapered Leg

**Tablet**

Specify Finish and Shape

- TML: Pivoting Pole Tablet Mount - Left Facing \$450

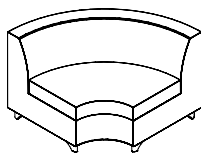
- TMR: Pivoting Pole Tablet Mount - Right Facing \$450

Shapes Available

- Oval (14" W x 11" D)

- Round (14" DIA)

- Rectangle (14" W x 11" D)



## 90 DEGREE BACK INSEIDE RADIUS CHAIR

## STANDARD FEATURES

- Frame constructed of CNC cut engineered hardwood to maximize the strength, precise measurements and overall longevity
- Horizontal back from provides easy ganging capabilities.
- Joints are securely fastened with mortise and tenon joinery as well as corner block construction.
- Seats and back sprung with no sag sinuous wire spring to enhance comfort, sustainability and

endurance.

- Soy-based, high resilient polyurethane foam consisting of minimum 1.8 density.

## Notes

- \*Signature Leg Standard Unless Optional Leg Specified

[CLICK HERE TO VIEW PRODUCT INDEX](#)

## 1 SELECT UPHOLSTERY GRADE

STYLE	COM	COL	1	2	3	4	5	6	7	8	9	10	11/L1	12	13/L2
ARE0150BIR90	2630	2630	3055	3197	3339	3481	3623	3765	3907	4049	4191	4333	4475	4617	4901

## DIMENSIONS W X D X H

59 -1/2" x 30 -1/2 " x 31 -1/2"

Arm Height: N/A

Seat Height: 18"

Inside Seat Depth: 21 -1/2"

Inside Seat Width: 59 -1/2"

## UPHOLSTERY REQUIREMENTS

Fabric yds: 7 -3/4

Leather Sq. Ft.: 139.5

Carton Weight: 85 lbs.

## 2 SELECT A FINISH

WAC	Amber Cherry
WRC	Caramel Cherry
WIC	Crimson Cherry
WEC	Ebony Cherry
WHC	Honey Cherry
WOC	KoKo Cherry
WSC	Scotch Cherry
WWC	Wheat Cherry
WCM	Clear Maple
WWM	Wheat Maple
WBO	Blush Oak
WMO	Mocha Oak
WTO	Toast Oak
WWO	Wheat Oak
WEW	Executive Walnut
WGW	Gunstock Walnut
WJW	Judicial Walnut
WNW	Natural Walnut
TBCO	Baby's Cheek
TBSW	Brown Sugar
TFBO	Fun Blonde
TFBW	French Bordeaux
TLLW	Luscious Lager
TOBW	Organic Brown
SGS	Full Fill Gray Stone
STC	Full Fill Toasted Coconut
SWS	Full Fill White Suede
SFS	Full Fill Fifty Shades
WWP	Designer White

## 3 OPTIONS

## Ganging Device

- GDEV: Ganging Device - \$30 ea.

## Leg

Signature Leg is standard unless optional leg is specified

- MCL: Metal Cylinder Leg

- WTL: Wood Tapered Leg

## Tablet

Specify Finish and Shape

- TML: Pivoting Pole Tablet Mount - Left Facing \$450

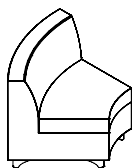
- TMR: Pivoting Pole Tablet Mount - Right Facing \$450

Shapes Available

- Oval (14" W x 11" D)

- Round (14" DIA)

- Rectangle (14" W x 11" D)



### 45 DEGREE BACK INSEIDE RADIUS CHAIR

#### STANDARD FEATURES

- Frame constructed of CNC cut engineered hardwood to maximize the strength, precise measurements and overall longevity
- Horizontal back from provides easy ganging capabilities.
- Joints are securely fastened with mortise and tenon joinery as well as corner block construction.
- Seats and back sprung with no sag sinuous wire spring to enhance comfort, sustainability and

endurance.

- Soy-based, high resilient polyurethane foam consisting of minimum 1.8 density.

#### Notes

- \*Signature Leg Standard Unless Optional Leg Specified

[CLICK HERE TO VIEW PRODUCT INDEX](#)

## 1 SELECT UPHOLSTERY GRADE

STYLE	COM	COL	1	2	3	4	5	6	7	8	9	10	11/L1	12	13/L2
ARE0150BIR45	2017	2017	2349	2459	2569	2679	2789	2899	3009	3119	3229	3339	3449	3559	3779

#### DIMENSIONS W X D X H

39" x 30 -1/2" x 31 -1/2"

Arm Height: N/A

Seat Height: 18"

Inside Seat Depth: 21 -1/2"

Inside Seat Width: 39"

#### UPHOLSTERY REQUIREMENTS

Fabric yds: 6

Leather Sq. Ft.: 108

Carton Weight: 45 lbs.

## 2 SELECT A FINISH

WAC	Amber Cherry
WRC	Caramel Cherry
WIC	Crimson Cherry
WEC	Ebony Cherry
WHC	Honey Cherry
WOC	KoKo Cherry
WSC	Scotch Cherry
WWC	Wheat Cherry
WCM	Clear Maple
WWM	Wheat Maple
WBO	Blush Oak
WMO	Mocha Oak
WTO	Toast Oak
WWO	Wheat Oak
WEW	Executive Walnut
WGW	Gunstock Walnut
WJW	Judicial Walnut
WNW	Natural Walnut
TBCO	Baby's Cheek
TBSW	Brown Sugar
TFBO	Fun Blonde
TFBW	French Bordeaux
TLLW	Luscious Lager
TOBW	Organic Brown
SGS	Full Fill Gray Stone
STC	Full Fill Toasted Coconut
SWS	Full Fill White Suede
SFS	Full Fill Fifty Shades
WWP	Designer White

## 3 OPTIONS

#### Ganging Device

- GDEV: Ganging Device - \$30 ea.

#### Leg

Signature Leg is standard unless optional leg is specified

- MCL: Metal Cylinder Leg

- WTL: Wood Tapered Leg

#### Tablet

Specify Finish and Shape

- TML: Pivoting Pole Tablet Mount - Left Facing \$450

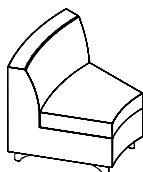
- TMR: Pivoting Pole Tablet Mount - Right Facing \$450

Shapes Available

- Oval (14" W x 11" D)

- Round (14" DIA)

- Rectangle (14" W x 11" D)



### 30 DEGREE BACK INSEIDE RADIUS CHAIR

#### STANDARD FEATURES

- Frame constructed of CNC cut engineered hardwood to maximize the strength, precise measurements and overall longevity
- Horizontal back from provides easy ganging capabilities.
- Joints are securely fastened with mortise and tenon joinery as well as corner block construction.
- Seats and back sprung with no sag sinuous wire spring to enhance comfort, sustainability and

endurance.

- Soy-based, high resilient polyurethane foam consisting of minimum 1.8 density.

#### Notes

- \*Signature Leg Standard Unless Optional Leg Specified

[CLICK HERE TO VIEW PRODUCT INDEX](#)

## 1 SELECT UPHOLSTERY GRADE

STYLE	COM	COL	1	2	3	4	5	6	7	8	9	10	11/L1	12	13/L2
ARE0150BIR30	1701	1701	2005	2105	2205	2305	2405	2505	2605	2705	2805	2905	3005	3105	3305

#### DIMENSIONS W X D X H

26 -1/2" x 30 -1/2" x 31 -1/2"

Arm Height: N/A

Seat Height: 18"

Inside Seat Depth: 21 -1/2"

Inside Seat Width: 26 -1/2"

#### UPHOLSTERY REQUIREMENTS

Fabric yds: 5 -1/2

Leather Sq. Ft.: 99

Carton Weight: 35 lbs.

## 2 SELECT A FINISH

WAC	Amber Cherry
WRC	Caramel Cherry
WIC	Crimson Cherry
WEC	Ebony Cherry
WHC	Honey Cherry
WOC	KoKo Cherry
WSC	Scotch Cherry
WWC	Wheat Cherry
WCM	Clear Maple
WWM	Wheat Maple
WBO	Blush Oak
WMO	Mocha Oak
WTO	Toast Oak
WWO	Wheat Oak
WEW	Executive Walnut
WGW	Gunstock Walnut
WJW	Judicial Walnut
WNW	Natural Walnut
TBCO	Baby's Cheek
TBSW	Brown Sugar
TFBO	Fun Blonde
TFBW	French Bordeaux
TLLW	Luscious Lager
TOBW	Organic Brown
SGS	Full Fill Gray Stone
STC	Full Fill Toasted Coconut
SWS	Full Fill White Suede
SFS	Full Fill Fifty Shades
WWP	Designer White

## 3 OPTIONS

#### Ganging Device

- GDEV: Ganging Device - \$30 ea.

#### Leg

Signature Leg is standard unless optional leg is specified

- MCL: Metal Cylinder Leg

- WTL: Wood Tapered Leg

#### Tablet

Specify Finish and Shape

- TML: Pivoting Pole Tablet Mount - Left Facing \$450

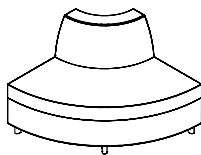
- TMR: Pivoting Pole Tablet Mount - Right Facing \$450

Shapes Available

- Oval (14" W x 11" D)

- Round (14" DIA)

- Rectangle (14" W x 11" D)



## AREA OUTSIDE RADIUS

### 90 DEGREE BACK INSEIDE RADIUS CHAIR

#### STANDARD FEATURES

- Frame constructed of CNC cut engineered hardwood to maximize the strength, precise measurements and overall longevity
- Horizontal back from provides easy ganging capabilities.
- Joints are securely fastened with mortise and tenon joinery as well as corner block construction.
- Seats and back sprung with no sag sinuous wire spring to enhance comfort, sustainability and

endurance.

- Soy-based, high resilient polyurethane foam consisting of minimum 1.8 density.

#### Notes

- \*Signature Leg Standard Unless Optional Leg Specified

[CLICK HERE TO VIEW PRODUCT INDEX](#)

## 1 SELECT UPHOLSTERY GRADE

STYLE	COM	COL	1	2	3	4	5	6	7	8	9	10	11/L1	12	13/L2
ARE0150BOR90	2709	2709	3096	3224	3352	3480	3608	3736	3864	3992	4120	4248	4376	4504	4760

#### DIMENSIONS W X D X H

59 -1/2" x 30 -1/2" x 31 -1/2"

Arm Height: N/A

Seat Height: 18"

Inside Seat Depth: 21 -1/2"

Inside Seat Width: 59 -1/2"

#### UPHOLSTERY REQUIREMENTS

Fabric yds: 7

Leather Sq. Ft.: 126

Carton Weight: 80 lbs.

## 2 SELECT A FINISH

WAC	Amber Cherry
WRC	Caramel Cherry
WIC	Crimson Cherry
WEC	Ebony Cherry
WHC	Honey Cherry
WOC	KoKo Cherry
WSC	Scotch Cherry
WWC	Wheat Cherry
WCM	Clear Maple
WWM	Wheat Maple
WBO	Blush Oak
WMO	Mocha Oak
WTO	Toast Oak
WWO	Wheat Oak
WEW	Executive Walnut
WGW	Gunstock Walnut
WJW	Judicial Walnut
WNW	Natural Walnut
TBCO	Baby's Cheek
TBSW	Brown Sugar
TFBO	Fun Blonde
TFBW	French Bordeaux
TLLW	Luscious Lager
TOBW	Organic Brown
SGS	Full Fill Gray Stone
STC	Full Fill Toasted Coconut
SWS	Full Fill White Suede
SFS	Full Fill Fifty Shades
WWP	Designer White

## 3 OPTIONS

#### Ganging Device

- GDEV: Ganging Device - \$30 ea.

#### Leg

Signature Leg is standard unless optional leg is specified

- MCL: Metal Cylinder Leg

- WTL: Wood Tapered Leg

#### Tablet

Specify Finish and Shape

- TML: Pivoting Pole Tablet Mount - Left Facing \$450

- TMR: Pivoting Pole Tablet Mount - Right Facing \$450

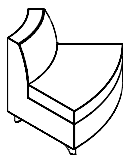
Shapes Available

- Oval (14" W x 11" D)

- Round (14" DIA)

- Rectangle (14" W x 11" D)





### 45 DEGREE BACK INSEIDE RADIUS CHAIR

#### STANDARD FEATURES

- Frame constructed of CNC cut engineered hardwood to maximize the strength, precise measurements and overall longevity
- Horizontal back from provides easy ganging capabilities.
- Joints are securely fastened with motise and tenon joinery as well as corner block construction.
- Seats and back sprung with no sag sinuous wire spring to enhance comfort, sustainability and

endurance.

- Soy-based, high resilient polyurethane foam consisting of minimum 1.8 density.

#### Notes

- \*Signature Leg Standard Unless Optional Leg Specified

[CLICK HERE TO VIEW PRODUCT INDEX](#)

## 1 SELECT UPHOLSTERY GRADE

STYLE	COM	COL	1	2	3	4	5	6	7	8	9	10	11/L1	12	13/L2
ARE0150BOR45	2081	2081	2413	2523	2633	2743	2853	2963	3073	3183	3293	3403	3513	3623	3843

#### DIMENSIONS W X D X H

39" x 30 -1/2" x 31 -1/2"

Arm Height: N/A

Seat Height: 18"

Inside Seat Depth: 21 -1/2"

Inside Seat Width: 39"

#### UPHOLSTERY REQUIREMENTS

Fabric yds: 6

Leather Sq. Ft.: 108

Carton Weight: 40 lbs.

## 2 SELECT A FINISH

WAC	Amber Cherry
WRC	Caramel Cherry
WIC	Crimson Cherry
WEC	Ebony Cherry
WHC	Honey Cherry
WOC	KoKo Cherry
WSC	Scotch Cherry
WWC	Wheat Cherry
WCM	Clear Maple
WWM	Wheat Maple
WBO	Blush Oak
WMO	Mocha Oak
WTO	Toast Oak
WWO	Wheat Oak
WEW	Executive Walnut
WGW	Gunstock Walnut
WJW	Judicial Walnut
WNW	Natural Walnut
TBCO	Baby's Cheek
TBSW	Brown Sugar
TFBO	Fun Blonde
TFBW	French Bordeaux
TLLW	Luscious Lager
TOBW	Organic Brown
SGS	Full Fill Gray Stone
STC	Full Fill Toasted Coconut
SWS	Full Fill White Suede
SFS	Full Fill Fifty Shades
WWP	Designer White

## 3 OPTIONS

#### Ganging Device

- GDEV: Ganging Device - \$30 ea.

#### Leg

Signature Leg is standard unless optional leg is specified

- MCL: Metal Cylinder Leg

- WTL: Wood Tapered Leg

#### Tablet

Specify Finish and Shape

- TML: Pivoting Pole Tablet Mount - Left Facing \$450

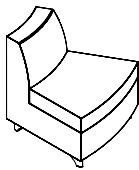
- TMR: Pivoting Pole Tablet Mount - Right Facing \$450

Shapes Available

- Oval (14" W x 11" D)

- Round (14" DIA)

- Rectangle (14" W x 11" D)



### 30 DEGREE BACK INSEIDE RADIUS CHAIR

#### STANDARD FEATURES

- Frame constructed of CNC cut engineered hardwood to maximize the strength, precise measurements and overall longevity
- Horizontal back from provides easy ganging capabilities.
- Joints are securely fastened with mortise and tenon joinery as well as corner block construction.
- Seats and back sprung with no sag sinuous wire spring to enhance comfort, sustainability and

endurance.

- Soy-based, high resilient polyurethane foam consisting of minimum 1.8 density.

#### Notes

- \*Signature Leg Standard Unless Optional Leg Specified

[CLICK HERE TO VIEW PRODUCT INDEX](#)

## 1 SELECT UPHOLSTERY GRADE

STYLE	COM	COL	1	2	3	4	5	6	7	8	9	10	11/L1	12	13/L2
ARE0150BOR30	1732	1732	1981	2063	2145	2227	2309	2391	2473	2555	2637	2719	2801	2883	3047

#### DIMENSIONS W X D X H

26 -1/2" x 30 -1/2" x 31 -1/2"

Arm Height: N/A

Seat Height: 18"

Inside Seat Depth: 21 -1/2"

Inside Seat Width: 26 -1/2"

#### UPHOLSTERY REQUIREMENTS

Fabric yds: 4 -1/2

Leather Sq. Ft.: 81

Carton Weight: 30 lbs.

## 2 SELECT A FINISH 3 OPTIONS

WAC	Amber Cherry
WRC	Caramel Cherry
WIC	Crimson Cherry
WEC	Ebony Cherry
WHC	Honey Cherry
WOC	KoKo Cherry
WSC	Scotch Cherry
WWC	Wheat Cherry
WCM	Clear Maple
WWM	Wheat Maple
WBO	Blush Oak
WMO	Mocha Oak
WTO	Toast Oak
WWO	Wheat Oak
WEW	Executive Walnut
WGW	Gunstock Walnut
WJW	Judicial Walnut
WNW	Natural Walnut
TBCO	Baby's Cheek
TBSW	Brown Sugar
TFBO	Fun Blonde
TFBW	French Bordeaux
TLLW	Luscious Lager
TOBW	Organic Brown
SGS	Full Fill Gray Stone
STC	Full Fill Toasted Coconut
SWS	Full Fill White Suede
SFS	Full Fill Fifty Shades
WWP	Designer White

### 3 OPTIONS

#### Ganging Device

- GDEV: Ganging Device - \$30 ea.

#### Leg

Signature Leg is standard unless optional leg is specified

- MCL: Metal Cylinder Leg

- WTL: Wood Tapered Leg

#### Tablet

Specify Finish and Shape

- TML: Pivoting Pole Tablet Mount - Left Facing \$450

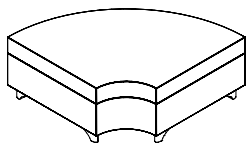
- TMR: Pivoting Pole Tablet Mount - Right Facing \$450

Shapes Available

- Oval (14" W x 11" D)

- Round (14" DIA)

- Rectangle (14" W x 11" D)



90 DEGREE RADIUS OTTOMAN

STANDARD FEATURES

- Frame constructed of CNC cut engineered hardwood to maximize the strength, precise measurements and overall longevity
- Horizontal back from provides easy ganging capabilities.
- Joints are securely fastened with mortise and tenon joinery as well as corner block construction.
- Seats and back sprung with no sag sinuous wire spring to enhance comfort, sustainability and

endurance.

- Soy-based, high resilient polyurethane foam consisting of minimum 1.8 density.

Notes

- \*Signature Leg Standard Unless Optional Leg Specified

[CLICK HERE TO VIEW PRODUCT INDEX](#)

1 SELECT UPHOLSTERY GRADE

STYLE	COM	COL	1	2	3	4	5	6	7	8	9	10	11/L1	12	13/L2
ARE0150ROT90	1626	1626	1861	1939	2017	2095	2173	2251	2329	2407	2485	2563	2641	2719	2875

DIMENSIONS W X D X H

59 -1/2" x 30 -1/2" x 18"

Arm Height: N/A

Seat Height: 18"

Inside Seat Depth: 30 -1/2"

Inside Seat Width: 59 -1/2"

UPHOLSTERY REQUIREMENTS

Fabric yds: 4 -1/4

Leather Sq. Ft.: 76.5

Carton Weight: 42 lbs.

2 SELECT A FINISH

WAC	Amber Cherry
WRC	Caramel Cherry
WIC	Crimson Cherry
WEC	Ebony Cherry
WHC	Honey Cherry
WOC	KoKo Cherry
WSC	Scotch Cherry
WWC	Wheat Cherry
WCM	Clear Maple
WWM	Wheat Maple
WBO	Blush Oak
WMO	Mocha Oak
WTO	Toast Oak
WWO	Wheat Oak
WEW	Executive Walnut
WGW	Gunstock Walnut
WJW	Judicial Walnut
WNW	Natural Walnut
TBCO	Baby's Cheek
TBSW	Brown Sugar
TFBO	Fun Blonde
TFBW	French Bordeaux
TLLW	Luscious Lager
TOBW	Organic Brown
SGS	Full Fill Gray Stone
STC	Full Fill Toasted Coconut
SWS	Full Fill White Suede
SFS	Full Fill Fifty Shades
WWP	Designer White

3 OPTIONS

Ganging Device

- GDEV: Ganging Device - \$30 ea.

Leg

Signature Leg is standard unless optional leg is specified

- MCL: Metal Cylinder Leg

- WTL: Wood Tapered Leg

Tablet

Specify Finish and Shape

- TML: Pivoting Pole Tablet Mount - Left Facing \$450

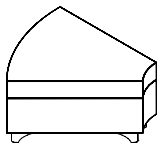
- TMR: Pivoting Pole Tablet Mount - Right Facing \$450

Shapes Available

- Oval (14" W x 11" D)

- Round (14" DIA)

- Rectangle (14" W x 11" D)



## 45 DEGREE RADIUS OTTOMAN

## STANDARD FEATURES

- Frame constructed of CNC cut engineered hardwood to maximize the strength, precise measurements and overall longevity
- Horizontal back from provides easy ganging capabilities.
- Joints are securely fastened with mortise and tenon joinery as well as corner block construction.
- Seats and back sprung with no sag sinuous wire spring to enhance comfort, sustainability and

endurance.

- Soy-based, high resilient polyurethane foam consisting of minimum 1.8 density.

## Notes

- \*Signature Leg Standard Unless Optional Leg Specified

[CLICK HERE TO VIEW PRODUCT INDEX](#)

## 1

## SELECT UPHOLSTERY GRADE

STYLE	COM	COL	1	2	3	4	5	6	7	8	9	10	11/L1	12	13/L2
ARE0150ROT45	1245	1245	1397	1447	1497	1547	1597	1647	1697	1747	1797	1847	1897	1947	2047

## DIMENSIONS W X D X H

32 -1/2" x 30 -1/2" x 18"

Arm Height: N/A

Seat Height: 18"

Inside Seat Depth: 30 -1/2"

Inside Seat Width: 32 -1/2"

## UPHOLSTERY REQUIREMENTS

Fabric yds: 2 -3/4

Leather Sq. Ft.: 49.5

Carton Weight: 38 lbs.

## 2

## SELECT A FINISH

WAC	Amber Cherry
WRC	Caramel Cherry
WIC	Crimson Cherry
WEC	Ebony Cherry
WHC	Honey Cherry
WOC	KoKo Cherry
WSC	Scotch Cherry
WWC	Wheat Cherry
WCM	Clear Maple
WWM	Wheat Maple
WBO	Blush Oak
WMO	Mocha Oak
WTO	Toast Oak
WWO	Wheat Oak
WEW	Executive Walnut
WGW	Gunstock Walnut
WJW	Judicial Walnut
WNW	Natural Walnut
TBCO	Baby's Cheek
TBSW	Brown Sugar
TFBO	Fun Blonde
TFBW	French Bordeaux
TLLW	Luscious Lager
TOBW	Organic Brown
SGS	Full Fill Gray Stone
STC	Full Fill Toasted Coconut
SWS	Full Fill White Suede
SFS	Full Fill Fifty Shades
WWP	Designer White

## 3

## OPTIONS

## Ganging Device

- GDEV: Ganging Device - \$30 ea.

## Leg

Signature Leg is standard unless optional leg is specified

- MCL: Metal Cylinder Leg

- WTL: Wood Tapered Leg

## Tablet

Specify Finish and Shape

- TML: Pivoting Pole Tablet Mount - Left Facing \$450

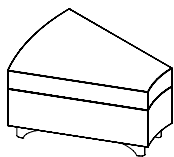
- TMR: Pivoting Pole Tablet Mount - Right Facing \$450

Shapes Available

- Oval (14" W x 11" D)

- Round (14" DIA)

- Rectangle (14" W x 11" D)

**30 DEGREE RADIUS OTTOMAN****STANDARD FEATURES**

- Frame constructed of CNC cut engineered hardwood to maximize the strength, precise measurements and overall longevity
- Horizontal back from provides easy ganging capabilities.
- Joints are securely fastened with mortise and tenon joinery as well as corner block construction.
- Seats and back sprung with no sag sinuous wire spring to enhance comfort, sustainability and

endurance.

- Soy-based, high resilient polyurethane foam consisting of minimum 1.8 density.

**Notes**

- \*Signature Leg Standard Unless Optional Leg Specified

[CLICK HERE TO VIEW PRODUCT INDEX](#)**1****SELECT UPHOLSTERY GRADE**

STYLE	COM	COL	1	2	3	4	5	6	7	8	9	10	11/L1	12	13/L2
ARE0150ROT30	1139	1139	1284	1325	1366	1407	1448	1489	1530	1571	1612	1653	1694	1735	1817

**DIMENSIONS W X D X H**

25 -1/2" x 30 -1/2" x 18"

Arm Height: N/A

Seat Height: 18"

Inside Seat Depth: 30 -1/2"

Inside Seat Width: 25 -1/2"

**UPHOLSTERY REQUIREMENTS**

Fabric yds: 2 -1/4

Leather Sq. Ft.: 40.5

Carton Weight: 35 lbs.

**2****SELECT A FINISH**

WAC	Amber Cherry
WRC	Caramel Cherry
WIC	Crimson Cherry
WEC	Ebony Cherry
WHC	Honey Cherry
WOC	KoKo Cherry
WSC	Scotch Cherry
WWC	Wheat Cherry
WCM	Clear Maple
WWM	Wheat Maple
WBO	Blush Oak
WMO	Mocha Oak
WTO	Toast Oak
WWO	Wheat Oak
WEW	Executive Walnut
WGW	Gunstock Walnut
WJW	Judicial Walnut
WNW	Natural Walnut
TBCO	Baby's Cheek
TBSW	Brown Sugar
TFBO	Fun Blonde
TFBW	French Bordeaux
TLLW	Luscious Lager
TOBW	Organic Brown
SGS	Full Fill Gray Stone
STC	Full Fill Toasted Coconut
SWS	Full Fill White Suede
SFS	Full Fill Fifty Shades
WWP	Designer White

**3****OPTIONS****Ganging Device**

- GDEV: Ganging Device - \$30 ea.

**Leg**

Signature Leg is standard unless optional leg is specified

- MCL: Metal Cylinder Leg

- WTL: Wood Tapered Leg

**Tablet**

Specify Finish and Shape

- TML: Pivoting Pole Tablet Mount - Left Facing \$450

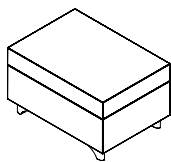
- TMR: Pivoting Pole Tablet Mount - Right Facing \$450

Shapes Available

- Oval (14" W x 11" D)

- Round (14" DIA)

- Rectangle (14" W x 11" D)



## ONE SEAT BENCH WITH CUSHIONS

## STANDARD FEATURES

- Frame constructed of CNC cut engineered hardwood to maximize the strength, precise measurements and overall longevity
- Horizontal back from provides easy ganging capabilities.
- Joints are securely fastened with mortise and tenon joinery as well as corner block construction.
- Seats and back sprung with no sag sinuous wire spring to enhance comfort, sustainability and

endurance.

- Soy-based, high resilient polyurethane foam consisting of minimum 1.8 density.

## Notes

- \*Signature Leg Standard Unless Optional Leg Specified

[CLICK HERE TO VIEW PRODUCT INDEX](#)

## 1 SELECT UPHOLSTERY GRADE

STYLE	COM	COL	1	2	3	4	5	6	7	8	9	10	11/L1	12	13/L2
ARE01500SB01	1227	1227	1365	1411	1457	1503	1549	1595	1641	1687	1733	1779	1825	1871	1963

## DIMENSIONS W X D X H

21 -1/2" x 30 -1/2" x 18"

Arm Height: N/A

Seat Height: 18"

Inside Seat Depth: 30 -1/2"

Inside Seat Width: 21 -1/2"

## UPHOLSTERY REQUIREMENTS

Fabric yds: 2 -1/2

Leather Sq. Ft.: 45

Carton Weight: 31 lbs.

## 2 SELECT A FINISH

WAC	Amber Cherry
WRC	Caramel Cherry
WIC	Crimson Cherry
WEC	Ebony Cherry
WHC	Honey Cherry
WOC	KoKo Cherry
WSC	Scotch Cherry
WWC	Wheat Cherry
WCM	Clear Maple
WWM	Wheat Maple
WBO	Blush Oak
WMO	Mocha Oak
WTO	Toast Oak
WWO	Wheat Oak
WEW	Executive Walnut
WGW	Gunstock Walnut
WJW	Judicial Walnut
WNW	Natural Walnut
TBCO	Baby's Cheek
TBSW	Brown Sugar
TFBO	Fun Blonde
TFBW	French Bordeaux
TLLW	Luscious Lager
TOBW	Organic Brown
SGS	Full Fill Gray Stone
STC	Full Fill Toasted Coconut
SWS	Full Fill White Suede
SFS	Full Fill Fifty Shades
WWP	Designer White

## 3 OPTIONS

## Ganging Device

- GDEV: Ganging Device - \$30 ea.

## Leg

Signature Leg is standard unless optional leg is specified

- MCL: Metal Cylinder Leg

- WTL: Wood Tapered Leg

## Tablet

Specify Finish and Shape

- TML: Pivoting Pole Tablet Mount - Left Facing \$450

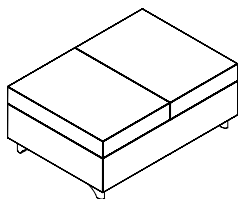
- TMR: Pivoting Pole Tablet Mount - Right Facing \$450

Shapes Available

- Oval (14" W x 11" D)

- Round (14" DIA)

- Rectangle (14" W x 11" D)



## TWO SEAT BENCH WITH CUSHIONS

### STANDARD FEATURES

- Frame constructed of CNC cut engineered hardwood to maximize the strength, precise measurements and overall longevity
- Horizontal back from provides easy ganging capabilities.
- Joints are securely fastened with mortise and tenon joinery as well as corner block construction.
- Seats and back sprung with no sag sinuous wire spring to enhance comfort, sustainability and

endurance.

- Soy-based, high resilient polyurethane foam consisting of minimum 1.8 density.

### Notes

- \*Signature Leg Standard Unless Optional Leg Specified

[CLICK HERE TO VIEW PRODUCT INDEX](#)

## 1 SELECT UPHOLSTERY GRADE

STYLE	COM	COL	1	2	3	4	5	6	7	8	9	10	11/L1	12	13/L2
ARE0150TSB02	1626	1626	1902	1993	2084	2175	2266	2357	2448	2539	2630	2721	2812	2903	3085

### DIMENSIONS W X D X H

42" x 30 -1/2" x 18"

Arm Height: N/A

Seat Height: 18"

Inside Seat Depth: 30 -1/2"

Inside Seat Width: 42"

### UPHOLSTERY REQUIREMENTS

Fabric yds: 5

Leather Sq. Ft.: 90

Carton Weight: 58 lbs.

## 2 SELECT A FINISH

WAC	Amber Cherry
WRC	Caramel Cherry
WIC	Crimson Cherry
WEC	Ebony Cherry
WHC	Honey Cherry
WOC	KoKo Cherry
WSC	Scotch Cherry
WWC	Wheat Cherry
WCM	Clear Maple
WWM	Wheat Maple
WBO	Blush Oak
WMO	Mocha Oak
WTO	Toast Oak
WWO	Wheat Oak
WEW	Executive Walnut
WGW	Gunstock Walnut
WJW	Judicial Walnut
WNW	Natural Walnut
TBCO	Baby's Cheek
TBSW	Brown Sugar
TFBO	Fun Blonde
TFBW	French Bordeaux
TLLW	Luscious Lager
TOBW	Organic Brown
SGS	Full Fill Gray Stone
STC	Full Fill Toasted Coconut
SWS	Full Fill White Suede
SFS	Full Fill Fifty Shades
WWP	Designer White

## 3 OPTIONS

### Ganging Device

- GDEV: Ganging Device - \$30 ea.

### Leg

Signature Leg is standard unless optional leg is specified

- MCL: Metal Cylinder Leg

- WTL: Wood Tapered Leg

### Tablet

Specify Finish and Shape

- TML: Pivoting Pole Tablet Mount - Left Facing \$450

- TMR: Pivoting Pole Tablet Mount - Right Facing \$450

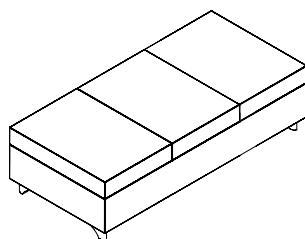
Shapes Available

- Oval (14" W x 11" D)

- Round (14" DIA)

- Rectangle (14" W x 11" D)





### THREE SEAT BENCH WITH CUSHIONS

#### STANDARD FEATURES

- Frame constructed of CNC cut engineered hardwood to maximize the strength, precise measurements and overall longevity
- Horizontal back from provides easy ganging capabilities.
- Joints are securely fastened with mortise and tenon joinery as well as corner block construction.
- Seats and back sprung with no sag sinuous wire spring to enhance comfort, sustainability and

- endurance.
- Soy-based, high resilient polyurethane foam consisting of minimum 1.8 density.

#### Notes

- \*Signature Leg Standard Unless Optional Leg Specified

[CLICK HERE TO VIEW PRODUCT INDEX](#)

## 1 SELECT UPHOLSTERY GRADE

STYLE	COM	COL	1	2	3	4	5	6	7	8	9	10	11/L1	12	13/L2
ARE0150TSB03	2023	2023	2437	2574	2711	2848	2985	3122	3259	3396	3533	3670	3807	3944	4218

#### DIMENSIONS W X D X H

63" x 30 -1/2" x 18"

Arm Height: N/A

Seat Height: 18"

Inside Seat Depth: 30 -1/2"

Inside Seat Width: 63"

#### UPHOLSTERY REQUIREMENTS

Fabric yds: 7 -1/2

Leather Sq. Ft.: 135

Carton Weight: 82 lbs.

## 2 SELECT A FINISH 3 OPTIONS

WAC	Amber Cherry
WRC	Caramel Cherry
WIC	Crimson Cherry
WEC	Ebony Cherry
WHC	Honey Cherry
WOC	KoKo Cherry
WSC	Scotch Cherry
WWC	Wheat Cherry
WCM	Clear Maple
WWM	Wheat Maple
WBO	Blush Oak
WMO	Mocha Oak
WTO	Toast Oak
WWO	Wheat Oak
WEW	Executive Walnut
WGW	Gunstock Walnut
WJW	Judicial Walnut
WNW	Natural Walnut
TBCO	Baby's Cheek
TBSW	Brown Sugar
TFBO	Fun Blonde
TFBW	French Bordeaux
TLLW	Luscious Lager
TOBW	Organic Brown
SGS	Full Fill Gray Stone
STC	Full Fill Toasted Coconut
SWS	Full Fill White Suede
SFS	Full Fill Fifty Shades
WWP	Designer White

#### Ganging Device

- GDEV: Ganging Device - \$30 ea.

#### Leg

Signature Leg is standard unless optional leg is specified

- MCL: Metal Cylinder Leg

- WTL: Wood Tapered Leg

#### Tablet

Specify Finish and Shape

- TML: Pivoting Pole Tablet Mount - Left Facing \$450

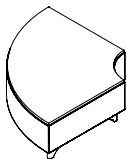
- TMR: Pivoting Pole Tablet Mount - Right Facing \$450

Shapes Available

- Oval (14" W x 11" D)

- Round (14" DIA)

- Rectangle (14" W x 11" D)



### 90 DEGREE RADIUS TABLE TOP

#### STANDARD FEATURES

- Frame constructed of CNC cut engineered hardwood to maximize the strength, precise measurements and overall longevity
- Horizontal back from provides easy ganging capabilities.
- Joints are securely fastened with mortise and tenon joinery as well as corner block construction.
- Seats and back sprung with no sag sinuous wire spring to enhance comfort, sustainability and

endurance.

- Soy-based, high resilient polyurethane foam consisting of minimum 1.8 density.

#### Notes

- \*Signature Leg Standard Unless Optional Leg Specified
- Must Select Finish On Table Surface

[CLICK HERE TO VIEW PRODUCT INDEX](#)

## 1 SELECT UPHOLSTERY GRADE

STYLE	COM	COL	1	2	3	4	5	6	7	8	9	10	11/L1	12	13/L2
ARE0150RTT90	1818	1818	1984	2039	2094	2149	2204	2259	2314	2369	2424	2479	2534	2589	2699

#### DIMENSIONS W X D X H

59 -1/2" x 30 -1/2" x 14"

Arm Height: N/A

Seat Height: N/A

Inside Seat Depth: N/A

Inside Seat Width: N/A

#### UPHOLSTERY REQUIREMENTS

Fabric yds: 3

Leather Sq. Ft.: 54

Carton Weight: 47 lbs.

## 2 SELECT A FINISH

WAC	Amber Cherry
WRC	Caramel Cherry
WIC	Crimson Cherry
WEC	Ebony Cherry
WHC	Honey Cherry
WOC	KoKo Cherry
WSC	Scotch Cherry
WWC	Wheat Cherry
WCM	Clear Maple
WWM	Wheat Maple
WBO	Blush Oak
WMO	Mocha Oak
WTO	Toast Oak
WWO	Wheat Oak
WEW	Executive Walnut
WGW	Gunstock Walnut
WJW	Judicial Walnut
WNW	Natural Walnut
TBCO	Baby's Cheek (Add 10%)
TBSW	Brown Sugar
TFBO	Fun Blonde (Add 10%)
TFBW	French Bordeaux
TLLW	Luscious Lager
TOBW	Organic Brown
SGS	Full Fill Gray Stone
STC	Full Fill Toasted Coconut
SWS	Full Fill White Suede
SFS	Full Fill Fifty Shades
WWP	Designer White

## 3 OPTIONS

#### Ganging Device

- GDEV: Ganging Device - \$30 ea.

#### Leg

Signature Leg is standard unless optional leg is specified

- MCL: Metal Cylinder Leg

- WTL: Wood Tapered Leg

#### Tablet

Specify Finish and Shape

- TML: Pivoting Pole Tablet Mount - Left Facing \$450

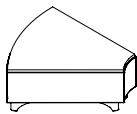
- TMR: Pivoting Pole Tablet Mount - Right Facing \$450

- TMC: Pivoting Tablet - Center \$495

Shapes Available

- Oval (14" W x 11" D)

- Round (14" DIA)



## 45 DEGREE RADIUS TABLE TOP

## STANDARD FEATURES

- Frame constructed of CNC cut engineered hardwood to maximize the strength, precise measurements and overall longevity
- Horizontal back from provides easy ganging capabilities.
- Joints are securely fastened with mortise and tenon joinery as well as corner block construction.
- Seats and back sprung with no sag sinuous wire spring to enhance comfort, sustainability and

endurance.

- Soy-based, high resilient polyurethane foam consisting of minimum 1.8 density.

## Notes

- \*Signature Leg Standard Unless Optional Leg Specified
- Must Select Finish On Table Surface

[CLICK HERE TO VIEW PRODUCT INDEX](#)

## 1 SELECT UPHOLSTERY GRADE

STYLE	COM	COL	1	2	3	4	5	6	7	8	9	10	11/L1	12	13/L2
ARE0150RTT45	1441	1441	1552	1589	1626	1663	1700	1737	1774	1811	1848	1885	1922	1959	2033

## DIMENSIONS W X D X H

32 -1/2" x 30 -1/2" x 14"

Arm Height: N/A

Seat Height: N/A

Inside Seat Depth: N/A

Inside Seat Width: N/A

## UPHOLSTERY REQUIREMENTS

Fabric yds: 2

Leather Sq. Ft.: 36

Carton Weight: 42lbs.

## 2 SELECT A FINISH

WAC	Amber Cherry
WRC	Caramel Cherry
WIC	Crimson Cherry
WEC	Ebony Cherry
WHC	Honey Cherry
WOC	KoKo Cherry
WSC	Scotch Cherry
WWC	Wheat Cherry
WCM	Clear Maple
WWM	Wheat Maple
WBO	Blush Oak
WMO	Mocha Oak
WTO	Toast Oak
WWO	Wheat Oak
WEW	Executive Walnut
WGW	Gunstock Walnut
WJW	Judicial Walnut
WNW	Natural Walnut
TBCO	Baby's Cheek (Add 10%)
TBSW	Brown Sugar
TFBO	Fun Blonde (Add 10%)
TFBW	French Bordeaux
TLLW	Luscious Lager
TOBW	Organic Brown
SGS	Full Fill Gray Stone
STC	Full Fill Toasted Coconut
SWS	Full Fill White Suede
SFS	Full Fill Fifty Shades
WWP	Designer White

## 3 OPTIONS

## Ganging Device

- GDEV: Ganging Device - \$30 ea.

## Leg

Signature Leg is standard unless optional leg is specified

- MCL: Metal Cylinder Leg

- WTL: Wood Tapered Leg

## Tablet

Specify Finish and Shape

- TML: Pivoting Pole Tablet Mount - Left Facing \$450

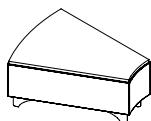
- TMR: Pivoting Pole Tablet Mount - Right Facing \$450

- TMC: Pivoting Tablet - Center \$495

Shapes Available

- Oval (14" W x 11" D)

- Round (14" DIA)



### 30 DEGREE RADIUS TABLE TOP

#### STANDARD FEATURES

- Frame constructed of CNC cut engineered hardwood to maximize the strength, precise measurements and overall longevity
- Horizontal back from provides easy ganging capabilities.
- Joints are securely fastened with mortise and tenon joinery as well as corner block construction.
- Seats and back sprung with no sag sinuous wire spring to enhance comfort, sustainability and

endurance.

- Soy-based, high resilient polyurethane foam consisting of minimum 1.8 density.

#### Notes

- \*Signature Leg Standard Unless Optional Leg Specified
- Must Select Finish On Table Surface

[CLICK HERE TO VIEW PRODUCT INDEX](#)

## 1 SELECT UPHOLSTERY GRADE

STYLE	COM	COL	1	2	3	4	5	6	7	8	9	10	11/L1	12	13/L2
ARE0150RTT30	1351	1351	1462	1499	1536	1573	1610	1647	1684	1721	1758	1795	1832	1869	1943

#### DIMENSIONS W X D X H

25 -1/2" x 30 -1/2" x 14"

Arm Height: N/A

Seat Height: N/A

Inside Seat Depth: N/A

Inside Seat Width: N/A

#### UPHOLSTERY REQUIREMENTS

Fabric yds: 2

Leather Sq. Ft.: 36

Carton Weight: 40 lbs.

## 2 SELECT A FINISH

WAC	Amber Cherry
WRC	Caramel Cherry
WIC	Crimson Cherry
WEC	Ebony Cherry
WHC	Honey Cherry
WOC	KoKo Cherry
WSC	Scotch Cherry
WWC	Wheat Cherry
WCM	Clear Maple
WWM	Wheat Maple
WBO	Blush Oak
WMO	Mocha Oak
WTO	Toast Oak
WWO	Wheat Oak
WEW	Executive Walnut
WGW	Gunstock Walnut
WJW	Judicial Walnut
WNW	Natural Walnut
TBCO	Baby's Cheek (Add 10%)
TBSW	Brown Sugar
TFBO	Fun Blonde (Add 10%)
TFBW	French Bordeaux
TLLW	Luscious Lager
TOBW	Organic Brown
SGS	Full Fill Gray Stone
STC	Full Fill Toasted Coconut
SWS	Full Fill White Suede
SFS	Full Fill Fifty Shades
WWP	Designer White

## 3 OPTIONS

#### Ganging Device

- GDEV: Ganging Device - \$30 ea.

#### Leg

Signature Leg is standard unless optional leg is specified

- MCL: Metal Cylinder Leg

- WTL: Wood Tapered Leg

#### Tablet

Specify Finish and Shape

- TML: Pivoting Pole Tablet Mount - Left Facing \$450

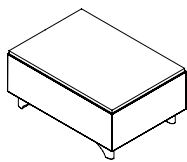
- TMR: Pivoting Pole Tablet Mount - Right Facing \$450

- TMC: Pivoting Tablet - Center \$495

Shapes Available

- Oval (14" W x 11" D)

- Round (14" DIA)



## AREA BENCHING TABLES

### SQUARE TABLE TOP

#### STANDARD FEATURES

- Frame constructed of CNC cut engineered hardwood to maximize the strength, precise measurements and overall longevity
- Horizontal back from provides easy ganging capabilities.
- Joints are securely fastened with mortise and tenon joinery as well as corner block construction.
- Seats and back sprung with no sag sinuous wire spring to enhance comfort, sustainability and

endurance.

- Soy-based, high resilient polyurethane foam consisting of minimum 1.8 density.

#### Notes

- \*Signature Leg Standard Unless Optional Leg Specified
- Must Select Finish On Table Surface

[CLICK HERE TO VIEW PRODUCT INDEX](#)

## 1 SELECT UPHOLSTERY GRADE

STYLE	COM	COL	1	2	3	4	5	6	7	8	9	10	11/L1	12	13/L2
ARE0150STT00	1230	1230	1341	1378	1415	1452	1489	1526	1563	1600	1637	1674	1711	1748	1822

#### DIMENSIONS W X D X H

21 -1/2" x 30 -1/2" x 14"

Arm Height: N/A

Seat Height: N/A

Inside Seat Depth: N/A

Inside Seat Width: N/A

#### UPHOLSTERY REQUIREMENTS

Fabric yds: 2

Leather Sq. Ft.: 36

Carton Weight: 48 lbs.

## 2 SELECT A FINISH

WAC	Amber Cherry
WRC	Caramel Cherry
WIC	Crimson Cherry
WEC	Ebony Cherry
WHC	Honey Cherry
WOC	KoKo Cherry
WSC	Scotch Cherry
WWC	Wheat Cherry
WCM	Clear Maple
WWM	Wheat Maple
WBO	Blush Oak
WMO	Mocha Oak
WTO	Toast Oak
WWO	Wheat Oak
WEW	Executive Walnut
WGW	Gunstock Walnut
WJW	Judicial Walnut
WNW	Natural Walnut
TBCO	Baby's Cheek (Add 10%)
TBSW	Brown Sugar
TFBO	Fun Blonde (Add 10%)
TFBW	French Bordeaux
TLLW	Luscious Lager
TOBW	Organic Brown
SGS	Full Fill Gray Stone
STC	Full Fill Toasted Coconut
SWS	Full Fill White Suede
SFS	Full Fill Fifty Shades
WWP	Designer White

## 3 OPTIONS

#### Ganging Device

- GDEV: Ganging Device - \$30 ea.

#### Leg

Signature Leg is standard unless optional leg is specified

- MCL: Metal Cylinder Leg

- WTL: Wood Tapered Leg

#### Tablet

Specify Finish and Shape

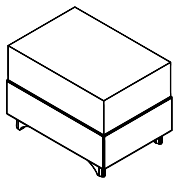
- TMC: Pivoting Tablet - Center \$495

Shapes Available

- Oval (14" W x 11" D)

- Round (14" DIA)

- Rectangle (14" W x 11" D)



### CUBBY STACK CLOSED TABLE

#### STANDARD FEATURES

- Frame constructed of CNC cut engineered hardwood to maximize the strength, precise measurements and overall longevity
- Horizontal back from provides easy ganging capabilities.
- Joints are securely fastened with mortise and tenon joinery as well as corner block construction.
- Seats and back sprung with no sag sinuous wire spring to enhance comfort, sustainability and

endurance.

- Soy-based, high resilient polyurethane foam consisting of minimum 1.8 density.

#### Notes

- \*Signature Leg Standard Unless Optional Leg Specified
- Must Select Finish On Table Surface

[CLICK HERE TO VIEW PRODUCT INDEX](#)

## 1 SELECT UPHOLSTERY GRADE

STYLE	COM	COL	1	2	3	4	5	6	7	8	9	10	11/L1	12	13/L2
ARE0150CSC00	1779	1779	1890	1927	1964	2001	2038	2075	2112	2149	2186	2223	2260	2297	2371

#### DIMENSIONS W X D X H

21 -1/2" x 30 -1/2" x 22 -1/2"

Arm Height: N/A

Seat Height: N/A

Inside Seat Depth: N/A

Inside Seat Width: N/A

#### UPHOLSTERY REQUIREMENTS

Fabric yds: 2

Leather Sq. Ft.: 36

Carton Weight: 76 lbs.

## 2 SELECT A FINISH 3 OPTIONS

WAC	Amber Cherry
WRC	Caramel Cherry
WIC	Crimson Cherry
WEC	Ebony Cherry
WHC	Honey Cherry
WOC	KoKo Cherry
WSC	Scotch Cherry
WWC	Wheat Cherry
WCM	Clear Maple
WWM	Wheat Maple
WBO	Blush Oak
WMO	Mocha Oak
WTO	Toast Oak
WWO	Wheat Oak
WEW	Executive Walnut
WGW	Gunstock Walnut
WJW	Judicial Walnut
WNW	Natural Walnut
TBCO	Baby's Cheek (Add 10%)
TBSW	Brown Sugar
TFBO	Fun Blonde (Add 10%)
TFBW	French Bordeaux
TLLW	Luscious Lager
TOBW	Organic Brown
SGS	Full Fill Gray Stone
STC	Full Fill Toasted Coconut
SWS	Full Fill White Suede
SFS	Full Fill Fifty Shades
WWP	Designer White

### 3 OPTIONS

#### Ganging Device

- GDEV: Ganging Device - \$30 ea.

#### Flower Vase

- FVO: Flower Vase Insert - \$195

#### Leg

Signature Leg is standard unless optional leg is specified

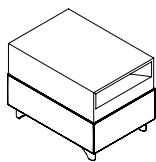
- MCL: Metal Cylinder Leg
- WTL: Wood Tapered Leg

#### Shapes Available

- Oval (14" W x 11" D)
- Round (14" DIA)
- Rectangle (14" W x 11" D)

#### Magazine Tray

- MAG: Magazine Tray insert - \$295



### CUBBY STACK OPEN TABLE

#### STANDARD FEATURES

- Frame constructed of CNC cut engineered hardwood to maximize the strength, precise measurements and overall longevity
- Horizontal back from provides easy ganging capabilities.
- Joints are securely fastened with mortise and tenon joinery as well as corner block construction.
- Seats and back sprung with no sag sinuous wire spring to enhance comfort, sustainability and

endurance.

- Soy-based, high resilient polyurethane foam consisting of minimum 1.8 density.

#### Notes

- \*Signature Leg Standard Unless Optional Leg Specified
- Must Select Finish On Table Surface

[CLICK HERE TO VIEW PRODUCT INDEX](#)

## 1 SELECT UPHOLSTERY GRADE

STYLE	COM	COL	1	2	3	4	5	6	7	8	9	10	11/L1	12	13/L2
ARE0150CS000	2038	2038	2149	2186	2223	2260	2297	2334	2371	2408	2445	2482	2519	2556	2630

#### DIMENSIONS W X D X H

21 -1/2" x 30 -1/2" x 22 -1/2"

Arm Height: N/A

Seat Height: N/A

Inside Seat Depth: N/A

Inside Seat Width: N/A

#### UPHOLSTERY REQUIREMENTS

Fabric yds: 2

Leather Sq. Ft.: 36

Carton Weight: 71 lbs.

## 2 SELECT A FINISH 3 OPTIONS

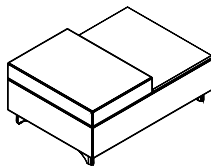
WAC	Amber Cherry
WRC	Caramel Cherry
WIC	Crimson Cherry
WEC	Ebony Cherry
WHC	Honey Cherry
WOC	KoKo Cherry
WSC	Scotch Cherry
WWC	Wheat Cherry
WCM	Clear Maple
WWM	Wheat Maple
WBO	Blush Oak
WMO	Mocha Oak
WTO	Toast Oak
WWO	Wheat Oak
WEW	Executive Walnut
WGW	Gunstock Walnut
WJW	Judicial Walnut
WNW	Natural Walnut
TBCO	Baby's Cheek (Add 10%)
TBSW	Brown Sugar
TFBO	Fun Blonde (Add 10%)
TFBW	French Bordeaux
TLLW	Luscious Lager
TOBW	Organic Brown
SGS	Full Fill Gray Stone
STC	Full Fill Toasted Coconut
SWS	Full Fill White Suede
SFS	Full Fill Fifty Shades
WWP	Designer White

#### Ganging Device

- GDEV: Ganging Device - \$30 ea.

#### Leg

- Signature Leg is standard unless optional leg is specified
- MCL: Metal Cylinder Leg
- WTL: Wood Tapered Leg



## WITH SQUARE TABLE

## STANDARD FEATURES

- Frame constructed of CNC cut engineered hardwood to maximize the strength, precise measurements and overall longevity
- Horizontal back from provides easy ganging capabilities.
- Joints are securely fastened with mortise and tenon joinery as well as corner block construction.
- Seats and back sprung with no sag sinuous wire spring to enhance comfort, sustainability and

endurance.

- Soy-based, high resilient polyurethane foam consisting of minimum 1.8 density.

## Notes

- \*Signature Leg Standard Unless Optional Leg Specified
- Must Select Finish On Table Surface

[CLICK HERE TO VIEW PRODUCT INDEX](#)

## 1 SELECT UPHOLSTERY GRADE

STYLE	COM	COL	1	2	3	4	5	6	7	8	9	10	11/L1	12	13/L2
ARE0150OCB01	1632	1632	1853	1926	1999	2072	2145	2218	2291	2364	2437	2510	2583	2656	2802

## DIMENSIONS W X D X H

42" x 30 -1/2"

Arm Height: N/A

Seat Height: 18"

Inside Seat Depth: 30 -1/2"

Inside Seat Width: 21 -1/2"

## UPHOLSTERY REQUIREMENTS

Fabric yds: 4

Leather Sq. Ft.: 72

Carton Weight: 83 lbs.

## 2 SELECT A FINISH

WAC	Amber Cherry
WRC	Caramel Cherry
WIC	Crimson Cherry
WEC	Ebony Cherry
WHC	Honey Cherry
WOC	KoKo Cherry
WSC	Scotch Cherry
WWC	Wheat Cherry
WCM	Clear Maple
WWM	Wheat Maple
WBO	Blush Oak
WMO	Mocha Oak
WTO	Toast Oak
WWO	Wheat Oak
WEW	Executive Walnut
WGW	Gunstock Walnut
WJW	Judicial Walnut
WNW	Natural Walnut
TBCO	Baby's Cheek (Add 10%)
TBSW	Brown Sugar
TFBO	Fun Blonde (Add 10%)
TFBW	French Bordeaux
TLLW	Luscious Lager
TOBW	Organic Brown
SGS	Full Fill Gray Stone
STC	Full Fill Toasted Coconut
SWS	Full Fill White Suede
SFS	Full Fill Fifty Shades
WWP	Designer White

## 3 OPTIONS

## Ganging Device

- GDEV: Ganging Device - \$30 ea.

## Leg

Signature Leg is standard unless optional leg is specified

- MCL: Metal Cylinder Leg

- WTL: Wood Tapered Leg

## Tablet

Specify Finish and Shape

- TML: Pivoting Pole Tablet Mount - Left Facing \$450

- TMR: Pivoting Pole Tablet Mount - Right Facing \$450

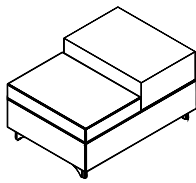
- TMC: Pivoting Tablet - Center \$495

Shapes Available

- Oval (14" W x 11" D)

- Round (14" DIA)



**WITH CUBBY STACK CLOSED****STANDARD FEATURES**

- Frame constructed of CNC cut engineered hardwood to maximize the strength, precise measurements and overall longevity
- Horizontal back from provides easy ganging capabilities.
- Joints are securely fastened with mortise and tenon joinery as well as corner block construction.
- Seats and back sprung with no sag sinuous wire spring to enhance comfort, sustainability and

endurance.

- Soy-based, high resilient polyurethane foam consisting of minimum 1.8 density.

**Notes**

- \*Signature Leg Standard Unless Optional Leg Specified
- Must Select Finish On Table Surface

[CLICK HERE TO VIEW PRODUCT INDEX](#)**1 SELECT UPHOLSTERY GRADE**

STYLE	COM	COL	1	2	3	4	5	6	7	8	9	10	11/L1	12	13/L2
ARE0150CSC01	2100	2100	2321	2394	2467	2540	2613	2686	2759	2832	2905	2978	3051	3124	3270

**DIMENSIONS W X D X H**

42" x 30 -1/2" x 22 -1/2"

Arm Height: N/A

Seat Height: 18"

Inside Seat Depth: 30 -1/2"

Inside Seat Width: 21 -1/2"

**UPHOLSTERY REQUIREMENTS**

Fabric yds: 4

Leather Sq. Ft.: 72

Carton Weight: 111 lbs.

**2 SELECT A FINISH**

WAC	Amber Cherry
WRC	Caramel Cherry
WIC	Crimson Cherry
WEC	Ebony Cherry
WHC	Honey Cherry
WOC	KoKo Cherry
WSC	Scotch Cherry
WWC	Wheat Cherry
WCM	Clear Maple
WWM	Wheat Maple
WBO	Blush Oak
WMO	Mocha Oak
WTO	Toast Oak
WWO	Wheat Oak
WEW	Executive Walnut
WGW	Gunstock Walnut
WJW	Judicial Walnut
WNW	Natural Walnut
TBCO	Baby's Cheek (Add 10%)
TBSW	Brown Sugar
TFBO	Fun Blonde (Add 10%)
TFBW	French Bordeaux
TLLW	Luscious Lager
TOBW	Organic Brown
SGS	Full Fill Gray Stone
STC	Full Fill Toasted Coconut
SWS	Full Fill White Suede
SFS	Full Fill Fifty Shades
WWP	Designer White

**3 OPTIONS****Ganging Device**

- GDEV: Ganging Device - \$30 ea.

**Flower Vase**

- FVO: Flower Vase Insert - \$195

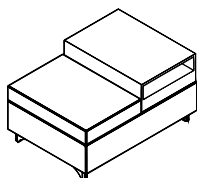
**Leg**

Signature Leg is standard unless optional leg is specified

- MCL: Metal Cylinder Leg
- WTL: Wood Tapered Leg

**Magazine Tray**

- MAG: Magazine Tray insert - \$295



WITH CUBBY STACK OPEN

STANDARD FEATURES

- Frame constructed of CNC cut engineered hardwood to maximize the strength, precise measurements and overall longevity
- Horizontal back from provides easy ganging capabilities.
- Joints are securely fastened with mortise and tenon joinery as well as corner block construction.
- Seats and back sprung with no sag sinuous wire spring to enhance comfort, sustainability and

endurance.

- Soy-based, high resilient polyurethane foam consisting of minimum 1.8 density.

Notes

- \*Signature Leg Standard Unless Optional Leg Specified
- Must Select Finish On Table Surface

[CLICK HERE TO VIEW PRODUCT INDEX](#)

1 SELECT UPHOLSTERY GRADE

STYLE	COM	COL	1	2	3	4	5	6	7	8	9	10	11/L1	12	13/L2
ARE0150CS001	2359	2359	2581	2654	2727	2800	2873	2946	3019	3092	3165	3238	3311	3384	3530

DIMENSIONS W X D X H

42" x 30 -1/2" x 22 -1/2"

Arm Height: N/A

Seat Height: 18"

Inside Seat Depth: 30 -1/2"

Inside Seat Width: 21 -1/2"

UPHOLSTERY REQUIREMENTS

Fabric yds: 4

Leather Sq. Ft.: 72

Carton Weight: 106 lbs.

2 SELECT A FINISH 3 OPTIONS

WAC	Amber Cherry
WRC	Caramel Cherry
WIC	Crimson Cherry
WEC	Ebony Cherry
WHC	Honey Cherry
WOC	KoKo Cherry
WSC	Scotch Cherry
WWC	Wheat Cherry
WCM	Clear Maple
WWM	Wheat Maple
WBO	Blush Oak
WMO	Mocha Oak
WTO	Toast Oak
WWO	Wheat Oak
WEW	Executive Walnut
WGW	Gunstock Walnut
WJW	Judicial Walnut
WNW	Natural Walnut
TBCO	Baby's Cheek (Add 10%)
TBSW	Brown Sugar
TFBO	Fun Blonde (Add 10%)
TFBW	French Bordeaux
TLLW	Luscious Lager
TOBW	Organic Brown
SGS	Full Fill Gray Stone
STC	Full Fill Toasted Coconut
SWS	Full Fill White Suede
SFS	Full Fill Fifty Shades
WWP	Designer White

Ganging Device

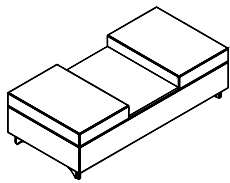
- GDEV: Ganging Device - \$30 ea.

Leg

Signature Leg is standard unless optional leg is specified

- MCL: Metal Cylinder Leg

- WTL: Wood Tapered Leg



## WITH SQUARE TOP

## STANDARD FEATURES

- Frame constructed of CNC cut engineered hardwood to maximize the strength, precise measurements and overall longevity
- Horizontal back from provides easy ganging capabilities.
- Joints are securely fastened with mortise and tenon joinery as well as corner block construction.
- Seats and back sprung with no sag sinuous wire spring to enhance comfort, sustainability and

endurance.

- Soy-based, high resilient polyurethane foam consisting of minimum 1.8 density.

## Notes

- \*Signature Leg Standard Unless Optional Leg Specified
- Must Select Finish On Table Surface

[CLICK HERE TO VIEW PRODUCT INDEX](#)

## 1 SELECT UPHOLSTERY GRADE

STYLE	COM	COL	1	2	3	4	5	6	7	8	9	10	11/L1	12	13/L2
ARE0150TCB02	1949	1949	2226	2318	2410	2502	2594	2686	2778	2870	2962	3054	3146	3238	3422

## DIMENSIONS W X D X H

63" x 30 -1/2" x 18"

Arm Height: N/A

Seat Height: 18"

Inside Seat Depth: N/A

Inside Seat Width: N/A

## UPHOLSTERY REQUIREMENTS

Fabric yds: 5

Leather Sq. Ft.: 90

Carton Weight: 105 lbs.

## 2 SELECT A FINISH

WAC	Amber Cherry
WRC	Caramel Cherry
WIC	Crimson Cherry
WEC	Ebony Cherry
WHC	Honey Cherry
WOC	KoKo Cherry
WSC	Scotch Cherry
WWC	Wheat Cherry
WCM	Clear Maple
WWM	Wheat Maple
WBO	Blush Oak
WMO	Mocha Oak
WTO	Toast Oak
WWO	Wheat Oak
WEW	Executive Walnut
WGW	Gunstock Walnut
WJW	Judicial Walnut
WNW	Natural Walnut
TBCO	Baby's Cheek (Add 10%)
TBSW	Brown Sugar
TFBO	Fun Blonde (Add 10%)
TFBW	French Bordeaux
TLLW	Luscious Lager
TOBW	Organic Brown
SGS	Full Fill Gray Stone
STC	Full Fill Toasted Coconut
SWS	Full Fill White Suede
SFS	Full Fill Fifty Shades
WWP	Designer White

## 3 OPTIONS

## Ganging Device

- GDEV: Ganging Device - \$30 ea.

## Leg

Signature Leg is standard unless optional leg is specified

- MCL: Metal Cylinder Leg

- WTL: Wood Tapered Leg

## Tablet

Specify Finish and Shape

- TML: Pivoting Pole Tablet Mount - Left Facing \$450

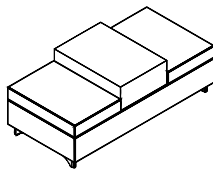
- TMR: Pivoting Pole Tablet Mount - Right Facing \$450

- TMC: Pivoting Tablet - Center \$495

Shapes Available

- Oval (14" W x 11" D)

- Round (14" DIA)



WITH CUBBY STACK CLOSED

STANDARD FEATURES

- Frame constructed of CNC cut engineered hardwood to maximize the strength, precise measurements and overall longevity
- Horizontal back from provides easy ganging capabilities.
- Joints are securely fastened with mortise and tenon joinery as well as corner block construction.
- Seats and back sprung with no sag sinuous wire spring to enhance comfort, sustainability and

endurance.

- Soy-based, high resilient polyurethane foam consisting of minimum 1.8 density.

Notes

- \*Signature Leg Standard Unless Optional Leg Specified
- Must Select Finish On Table Surface

[CLICK HERE TO VIEW PRODUCT INDEX](#)

1 SELECT UPHOLSTERY GRADE

STYLE	COM	COL	1	2	3	4	5	6	7	8	9	10	11/L1	12	13/L2
ARE0150CSC02	2294	2294	2571	2663	2755	2847	2939	3031	3123	3215	3307	3399	3491	3583	3767

DIMENSIONS W X D X H

63" x 30 -1/2" x 22 -1/2"

Arm Height: N/A

Seat Height: 18"

Inside Seat Depth: N/A

Inside Seat Width: N/A

UPHOLSTERY REQUIREMENTS

Fabric yds: 5

Leather Sq. Ft.: 90

Carton Weight: 145 lbs.

2 SELECT A FINISH 3 OPTIONS

WAC	Amber Cherry
WRC	Caramel Cherry
WIC	Crimson Cherry
WEC	Ebony Cherry
WHC	Honey Cherry
WOC	KoKo Cherry
WSC	Scotch Cherry
WWC	Wheat Cherry
WCM	Clear Maple
WWM	Wheat Maple
WBO	Blush Oak
WMO	Mocha Oak
WTO	Toast Oak
WWO	Wheat Oak
WEW	Executive Walnut
WGW	Gunstock Walnut
WJW	Judicial Walnut
WNW	Natural Walnut
TBCO	Baby's Cheek (Add 10%)
TBSW	Brown Sugar
TFBO	Fun Blonde (Add 10%)
TFBW	French Bordeaux
TLLW	Luscious Lager
TOBW	Organic Brown
SGS	Full Fill Gray Stone
STC	Full Fill Toasted Coconut
SWS	Full Fill White Suede
SFS	Full Fill Fifty Shades
WWP	Designer White

3 OPTIONS

Ganging Device

- GDEV: Ganging Device - \$30 ea.

Flower Vase

- FVO: Flower Vase Insert - \$195

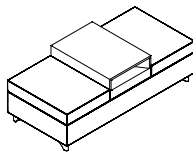
Leg

Signature Leg is standard unless optional leg is specified

- MCL: Metal Cylinder Leg
- WTL: Wood Tapered Leg

Magazine Tray

- MAG: Magazine Tray insert - \$295



WITH CUBBY STACK OPEN IN CENTER

STANDARD FEATURES

- Frame constructed of CNC cut engineered hardwood to maximize the strength, precise measurements and overall longevity
- Horizontal back from provides easy ganging capabilities.
- Joints are securely fastened with mortise and tenon joinery as well as corner block construction.
- Seats and back sprung with no sag sinuous wire spring to enhance comfort, sustainability and

endurance.

- Soy-based, high resilient polyurethane foam consisting of minimum 1.8 density.

Notes

- \*Signature Leg Standard Unless Optional Leg Specified
- Must Select Finish On Table Surface

[CLICK HERE TO VIEW PRODUCT INDEX](#)

1 SELECT UPHOLSTERY GRADE

STYLE	COM	COL	1	2	3	4	5	6	7	8	9	10	11/L1	12	13/L2
ARE0150CSO02	2634	2634	2911	3003	3095	3187	3279	3371	3463	3555	3647	3739	3831	3923	4107

DIMENSIONS W X D X H

63" x 30 -1/2" x 22 -1/2"

Arm Height: N/A

Seat Height: 18"

Inside Seat Depth: N/A

Inside Seat Width: N/A

UPHOLSTERY REQUIREMENTS

Fabric yds: 5

Leather Sq. Ft.: 90

Carton Weight: 140 lbs.

2 SELECT A FINISH 3 OPTIONS

WAC	Amber Cherry
WRC	Caramel Cherry
WIC	Crimson Cherry
WEC	Ebony Cherry
WHC	Honey Cherry
WOC	KoKo Cherry
WSC	Scotch Cherry
WWC	Wheat Cherry
WCM	Clear Maple
WWM	Wheat Maple
WBO	Blush Oak
WMO	Mocha Oak
WTO	Toast Oak
WWO	Wheat Oak
WEW	Executive Walnut
WGW	Gunstock Walnut
WJW	Judicial Walnut
WNW	Natural Walnut
TBCO	Baby's Cheek (Add 10%)
TBSW	Brown Sugar
TFBO	Fun Blonde (Add 10%)
TFBW	French Bordeaux
TLLW	Luscious Lager
TOBW	Organic Brown
SGS	Full Fill Gray Stone
STC	Full Fill Toasted Coconut
SWS	Full Fill White Suede
SFS	Full Fill Fifty Shades
WWP	Designer White

Options

Ganging Device

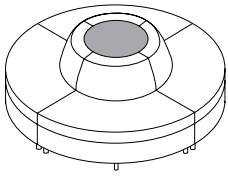
- GDEV: Ganging Device - \$30 ea.

Leg

Signature Leg is standard unless optional leg is specified

- MCL: Metal Cylinder Leg

- WTL: Wood Tapered Leg



## 24" DIAMETER DECORATIVE WOOD INSERT

### NOTES

- \*Signature Leg Standard Unless Optional Leg Specified
- Attachment Hardware Included
- To Be Used With (4) 90 Degree Outside Radius Chairs Item Ships Separately From Chairs Must Be Field Installed.

[CLICK HERE TO VIEW PRODUCT INDEX](#)

## 1 SELECT A STYLE

DIMENSIONS		STYLE NUMBER	LIST PRICE	STYLE NUMBER	LIST PRICE	STYLE NUMBER	LIST PRICE
W" x D" x H"	WGT	"W" Veneer Veneer Top Veneer Chassis		"G" HPL High Pressure Laminate Top Veneer Chassis		"M" TFL Thermally Fused Laminate Top Thermally Fused Laminate Chassis	
24" x 24" x 8"	25 lbs.	ARE0150CYL24	922				

## 2 SELECT A FINISH

"W" Veneer	"G" HPL	"M" TFL	
WAC	-	-	Amber Cherry
WRC	-	-	Caramel Cherry
WIC	-	-	Crimson Cherry
WEC	-	-	Ebony Cherry
WHC	-	-	Honey Cherry
WOC	-	-	KoKo Cherry
WSC	-	-	Scotch Cherry
WWC	-	-	Wheat Cherry
WCM	-	-	Clear Maple
WWM	-	-	Wheat Maple
WBO	-	-	Blush Oak
WMO	-	-	Mocha Oak
WTO	-	-	Toast Oak
WWO	-	-	Wheat Oak
WEW	-	-	Executive Walnut
GW	-	-	Gunstock Walnut
WJW	-	-	Judicial Walnut
WNW	-	-	Natural Walnut
TBCO	-	-	Baby's Cheek (Add 10%)
TBSW	-	-	Brown Sugar
TFBO	-	-	Fun Blonde (Add 10%)

## 3 SELECT AN EDGE

Edge Profile  
Option Not  
Available

## 4 SELECT HARDWARE

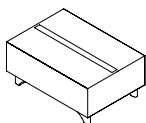
Hardware  
Option Not  
Available

## 5 OPTIONS

### LEG

Signature Leg is standard unless optional leg is specified

- MCL: Metal Cylinder Leg
- WTL: Wood Tapered Leg



CUBE MAGAZINE TABLE

NOTES

- \*Signature Leg Standard Unless Optional Leg Specified
- Must Select Finish On Table Surface

[CLICK HERE TO VIEW PRODUCT INDEX](#)

1 SELECT A STYLE

DIMENSIONS		STYLE NUMBER	LIST PRICE	STYLE NUMBER	LIST PRICE	STYLE NUMBER	LIST PRICE
W" x D" x H"	WGT	"W" Veneer Veneer Top Veneer Chassis		"G" HPL High Pressure Laminate Top Veneer Chassis		"M" TFL Thermally Fused Laminate Top Thermally Fused Laminate Chassis	
21 -1/2" x 30 -1/2" x 22 -1/2"	25 lbs.	ARE0150CMT00	1220				

2 SELECT A FINISH

"W" Veneer	"G" HPL	"M" TFL	
WAC	-	-	Amber Cherry
WRC	-	-	Caramel Cherry
WIC	-	-	Crimson Cherry
WEC	-	-	Ebony Cherry
WHC	-	-	Honey Cherry
WOC	-	-	KoKo Cherry
WSC	-	-	Scotch Cherry
WWC	-	-	Wheat Cherry
WCM	-	-	Clear Maple
WWM	-	-	Wheat Maple
WBO	-	-	Blush Oak
WMO	-	-	Mocha Oak
WTO	-	-	Toast Oak
WWO	-	-	Wheat Oak
WEW	-	-	Executive Walnut
GW	-	-	Gunstock Walnut
WJW	-	-	Judicial Walnut
WNW	-	-	Natural Walnut
TBCO	-	-	Baby's Cheek (Add 10%)
TBSW	-	-	Brown Sugar
TFBO	-	-	Fun Blonde (Add 10%)

3 SELECT AN EDGE

Edge Profile  
Option Not  
Available

4 SELECT HARDWARE

Hardware  
Option Not  
Available

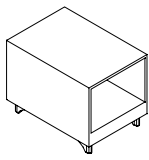
5 OPTIONS

GANGING DEVICE

- GDEV: Ganging Device - \$30 ea.

LEG

- Signature Leg is standard unless optional leg is specified
- MCL: Metal Cylinder Leg
- WTL: Wood Tapered Leg



BOOK OPEN TABLE

NOTES

- \*Signature Leg Standard Unless Optional Leg Specified
- Must Select Finish On Table Surface

[CLICK HERE TO VIEW PRODUCT INDEX](#)

1 SELECT A STYLE

DIMENSIONS		STYLE NUMBER	LIST PRICE	STYLE NUMBER	LIST PRICE	STYLE NUMBER	LIST PRICE
		"W" Veneer	Veneer Top Veneer Chassis	"G" HPL	High Pressure Laminate Top Veneer Chassis	"M" TFL	Thermally Fused Laminate Top Thermally Fused Laminate Chassis
W" x D" x H"	WGT						
21 -1/2" x 30 -1/2" x 22 -1/2"	20 lbs.	ARE0150BOT00	1385				

2 SELECT A FINISH

"W" Veneer	"G" HPL	"M" TFL	
WAC	-	-	Amber Cherry
WRC	-	-	Caramel Cherry
WIC	-	-	Crimson Cherry
WEC	-	-	Ebony Cherry
WHC	-	-	Honey Cherry
WOC	-	-	KoKo Cherry
WSC	-	-	Scotch Cherry
WWC	-	-	Wheat Cherry
WCM	-	-	Clear Maple
WWM	-	-	Wheat Maple
WBO	-	-	Blush Oak
WMO	-	-	Mocha Oak
WTO	-	-	Toast Oak
WWO	-	-	Wheat Oak
WEW	-	-	Executive Walnut
WGW	-	-	Gunstock Walnut
WJW	-	-	Judicial Walnut
WNW	-	-	Natural Walnut
TBCO	-	-	Baby's Cheek (Add 10%)
TBSW	-	-	Brown Sugar
TFBO	-	-	Fun Blonde (Add 10%)

3 SELECT AN EDGE

Edge Profile  
Option Not  
Available

4 SELECT HARDWARE

Hardware  
Option Not  
Available

5 OPTIONS

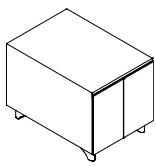
GANGING DEVICE

- GDEV: Ganging Device - \$30 ea.

LEG

- Signature Leg is standard unless optional leg is specified
- MCL: Metal Cylinder Leg
- WTL: Wood Tapered Leg





## BOOK STORAGE TABLE WITH GLASS DOORS

## NOTES

- \*Signature Leg Standard Unless Optional Leg Specified
- Must Select Finish On Table Surface

[CLICK HERE TO VIEW PRODUCT INDEX](#)**1** SELECT A STYLE

DIMENSIONS		STYLE NUMBER	LIST PRICE	STYLE NUMBER	LIST PRICE	STYLE NUMBER	LIST PRICE
		<b>"W"</b> Veneer	Veneer Top Veneer Chassis	<b>"G"</b> HPL	High Pressure Laminate Top Veneer Chassis	<b>"M"</b> TFL	Thermally Fused Laminate Top Thermally Fused Laminate Chassis
W" x D" x H"	WGT						
21 -1/2" x 30 -1/2" x 22 -1/2"	30 lbs.	ARE0150BST00	2210				

**2** SELECT A FINISH

<b>"W"</b> Veneer	<b>"G"</b> HPL	<b>"M"</b> TFL	
WAC	-	-	Amber Cherry
WRC	-	-	Caramel Cherry
WIC	-	-	Crimson Cherry
WEC	-	-	Ebony Cherry
WHC	-	-	Honey Cherry
WOC	-	-	KoKo Cherry
WSC	-	-	Scotch Cherry
WWC	-	-	Wheat Cherry
WCM	-	-	Clear Maple
WWM	-	-	Wheat Maple
WBO	-	-	Blush Oak
WMO	-	-	Mocha Oak
WTO	-	-	Toast Oak
WWO	-	-	Wheat Oak
WEW	-	-	Executive Walnut
GW	-	-	Gunstock Walnut
WJW	-	-	Judicial Walnut
WNW	-	-	Natural Walnut
TBCO	-	-	Baby's Cheek (Add 10%)
TBSW	-	-	Brown Sugar
TFBO	-	-	Fun Blonde (Add 10%)

**3** SELECT AN EDGE

Edge Profile  
Option Not  
Available

**4** SELECT HARDWARE

Touch Latch

**5** OPTIONS

## GANGING DEVICE

- GDEV: Ganging Device - \$30 ea.

## LEG

- Signature Leg is standard unless optional leg is specified
- MCL: Metal Cylinder Leg
- WTL: Wood Tapered Leg