

D A R R A N

Occasional

price list | effective January 2016 | updated 3.23.16



DATE	PAGE	MODIFICATION	DESCRIPTION
------	------	--------------	-------------

TABLE OF CONTENTS

PRODUCT INDEX..... 2

GENERAL INFORMATION 3

LIMITED LIFETIME WARRANTY..... 4

DAMAGES | RETURNS | REPAIRS..... 5

ORDERING INFORMATION 6

GSA CUSTOMER INFORMATION 7

FREIGHT 8

FEATURES & ADVANTAGES..... 9

FINISHES | SPECIFICATIONS 11

EDGES | PULLS | KNOBS..... 12

TRADITIONAL TABLES 13

TRADE STREET TABLES..... 17

TINA TABLES..... 21

AROUND TOWN TABLES 23

JACKSON TABLES..... 24

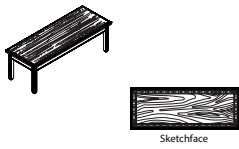
AVERY TABLES..... 27

SYLVA TABLES..... 29

ZUM TABLES 31

NOT SO SQUARE OFFICE TABLES..... 32

OPTIONS..... 36



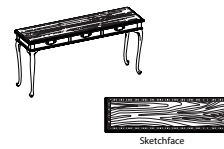
PAGE 13
FLUTED POST TABLES




PAGE 14
FLUTED POST TABLES




PAGE 15
QUEEN ANNE TABLES



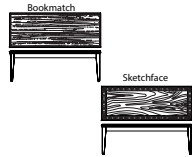
PAGE 16
QUEEN ANNE TABLES



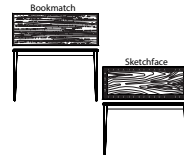
PAGE 17
TRADE STREET TABLES




PAGE 18
TRADE STREET TABLES



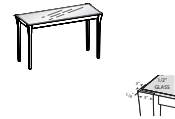
PAGE 19
TRADE STREET TABLES



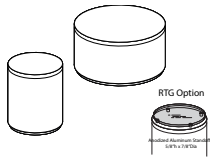
PAGE 20
TRADE STREET TABLES



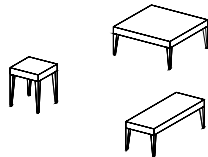
PAGE 21
TINA TABLES




PAGE 22
TINA TABLES



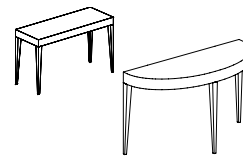
PAGE 23
AROUND TOWN TABLES



PAGE 24
JACKSON TABLES



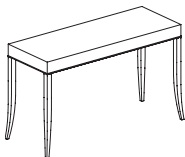
PAGE 25
JACKSON TABLES



PAGE 26
JACKSON TABLES



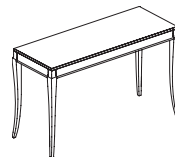
PAGE 27
AVERY TABLES



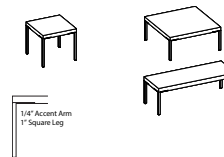
PAGE 28
AVERY TABLES



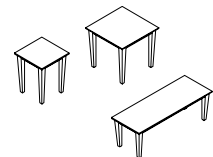
PAGE 29
SYLVA TABLES



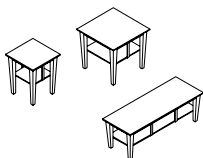
PAGE 30
SYLVA TABLES



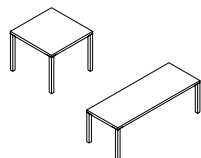
PAGE 31
ZUM TABLE



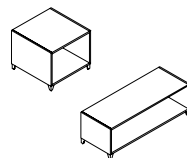
PAGE 32
NOT SO SQUARE TABLES



PAGE 33
NOT SO SQUARE TABLES



PAGE 34
NOT SO SQUARE TABLES



PAGE 35
NOT SO SQUARE TABLES



All DARRAN products are proudly manufactured in the U.S.A.

BUILT TO ORDER

Manufactured per order the way you want it, including modifications.

FULLY ASSEMBLED

Unless otherwise noted, all products are fully assembled and ready to use, including add-on options.

PERFORMANCE TESTED

All products are tested to ensure performance exceeds BIFMA / ANSI standards.



GREEN CERTIFIED

DARRAN has been committed to improving indoor air quality of office buildings since 1996. Since then, finish technology has allowed our commitment to continue with products that are air quality Certified Green.

DARRAN is proud to announce that all in veneer, laminate, and guest seating are MAS Certified Green for complying with the ANSI/BIFMA X 7.1 standard / LEED 4.5 Standard for low –VOC emitting Furniture.

MAS is an independent emission testing laboratory that is ISO 17025 compliant using ASTM, ANSI and CEN methods. MAS is a true 3rd party certification through NSF International to BIFMA standards and California's ARB formaldehyde standard. Certification of compliance under the Low – VOC emitting Furniture testing, qualifies products for LEED 4.5 credits.



FINISH TECHNOLOGY

DARRAN has continued its partnership with AkzoNobel Chemicals (www.akzonobel.com) to develop a new finish technology further improving indoor air quality with a coating that meets today's environmental standards and supports LEED buildings.

ENVI-CT (Environmental Coatings Technology) utilizes advanced European finish technology to deliver a high-end furniture coating with superior performance in appearance and durability, allowing DARRAN to deliver more sustainable products to our customers.

ENVI-CT Advantages:

- › ENVI-CT is a re-engineered high performance Coatings Top Coat
- › Exceptional hardness and clarity
- › Highly resistant to solvents and chemicals
- › Plasticizer Migration resistant
- › Excellent UV inhibitors for maximum color resistance
- › Exceeds current and proposed future Federal and State air quality requirements
- › Field Repairable
- › Dynamic chamber emissions tested and certified compliant to ANSI/BIFMA X 7.1 Standard / LEED 4.5 Standard for low – VOC emitting furniture.
- › Standard with Anti-microbial additive.

ADVANTAGES

DARRAN has upgraded the standard Anti-microbial protection, to , the latest in Silver Ion Technology. DARRAN collaborated with the world's leader in finishing materials, to formulate an additive that will inhibit the growth of mold, mildew, fungus and bacteria on wood surfaces. This additive infuses Silver Ions into DARRAN's ENVI-CT (Environmental Coatings Finish Technology), creating a protective surface for the life of the furniture. The best part - is standard on all DARRAN Caseloads for no additional fee.

**BAC GUARD
SILVER™**

LIMITED LIFETIME WARRANTY

DARRAN Furniture Industries, Inc. ("DARRAN") warrants that each piece of furniture manufactured in its North Carolina Facilities will be free from defects in material and workmanship for as long as the original purchaser owns and uses the product. Subject to the limitations and exclusions herein, DARRAN, at its discretion and as the sole remedy under the DARRAN Limited Lifetime Warranty, will replace or repair a defective product or components with comparable product or components free of charge. This warranty is made only to the original purchaser from an authorized DARRAN dealer, for as long as that original purchaser owns and uses the product.

LIMITATIONS: USE / CARE

- › Warranty is limited to normal single shift use.
- › Warranty is limited to generally accepted care and maintenance of natural wood products and environments.
- › Natural wood surfaces are subject to denting, scratching, and gauging if not properly used and cared for. Warranty is subject to use and care in accordance with the use and care instructions provided in the Product Care section of this site (including, but not limited to, the care and maintenance guide downloads linked thereon), available at www.darran.com/product care, which are incorporated herein by reference.

LIMITATIONS: MATERIALS / COMPONENTS

- › Laminates, Veneers / Finishes - 10 Years
- › Electrical lamps, Ballasts, Transformers - 5 Years
- › Fabrics, Pneumatic lifts, Foam - 5 Years
- › Custom products built to customers specifications - 3 Years

WARRANTY EXCLUSIONS

Damage identified as carrier or installer related.

- › Normal wear and tear of wood products during course of ownership.
- › Color, grain, or texture of natural wood materials, laminates, and other covering materials.
- › Damages or failures resulting from misuse, abuse, negligence, improper care, modifications, or relocation.
- › Non Commercial use or locations.
- › So-called "ghost" indentions and similar damage caused by the failure to use appropriate desk or writing pads.

All Warranty Claims are subject to DARRAN-approved inspections. Disputes may involve independent third-party evaluation

QUALITY ASSURANCE

DARRAN manufactures in accordance with the standards set by Architectural Woodwork Institute (AWI) for Quality Standards.

Every unit produced at DARRAN is completely inspected by an independent quality control team located within each plant whose emphasis is on assembly, finish, and final inspections with empowerment to stop any unit not meeting DARRAN's high quality standards.

LIGHT AND NATURAL FINISHES

The beauty of veneer and all wood products comes from the variations created by nature including color, grain, and texture.

These variations are not considered defects and DARRAN's Limited Lifetime Warranty does not cover color, grain and texture variations associated with natural wood and grain seen in any finish color. DARRAN sets standards for veneer selections; however, variations, especially apparent in light/natural finishes, will occur from one piece to another even if they are finished at the same time.

Finishes such as Clear Maple, Light/Gunstock Walnut, and Clear/Caramel Cherry will display more natural characteristics due to their light stain. Grain, pattern and color from unit to unit are not guaranteed or warranted and products will not be replaced due to these variations. Exposure to light and age will cause darkening of natural wood products; therefore DARRAN cannot guarantee or warrant finish match of new products being placed with existing products in the field.

GLASS

Use of glass overlays on surfaces will void DARRAN's Limited Lifetime Warranty, unless the overlay is installed and maintained in strict accordance with DARRAN's instructions. If an overlay is to be used, please contact DARRAN for installation and maintenance instructions.

GENERAL

Performance questions will be tested to generally accepted practices and AWI guidelines and standards for wood veneer furniture. To obtain performance of the Limited Lifetime Warranty, the purchaser should contact in writing the authorized DARRAN representatives or current dealer who sold the product to the purchaser or mail the warranty claim to:

Warranty Department
DARRAN Furniture Industries, Inc.
P.O. Box 7614
High Point, NC 27264
Telephone: 336-861-2400 Toll Free: 800-334-7891
email: warranty@darran.com

EXCEPT FOR THE LIMITED LIFETIME WARRANTY EXPRESSLY DESCRIBED HEREIN, DARRAN MAKES NO OTHER REPRESENTATION OR WARRANTY OF ANY KIND, EXPRESS OR IMPLIED. DARRAN MAKES NO WARRANTY OF MERCHANTABILITY OR FITNESS FOR A PARTICULAR PURPOSE, AND DARRAN WILL NOT UNDER ANY CIRCUMSTANCES BE LIABLE FOR ANY INCIDENTAL OR CONSEQUENTIAL DAMAGES, OR ANY INDIRECT OR SPECIAL DAMAGES.

THE WARRANTY AS STATED ABOVE, SUPERSEDES ALL PREVIOUS WARRANTIES

NO HASSLE FREIGHT DAMAGED MERCHANDISE

DARRAN products are packed in specially designed cartons and padding that protects all edges and corners from damage. This is proven by an industry low damage rate of .0030% per total pieces shipped.

For qualified freight damage claims DARRAN will take responsibility for the claim and remedy processes including assuming total cost coverage from claim settlements.

(Some items may not qualify. Contact Factory for specific details.)

QUALIFIED CLAIM CONDITIONS

VISIBLE CARTON DAMAGE

1. Take digital pictures of the damaged carton and damaged furniture if visible damage is found upon delivery at the dock
2. Open all cartons with puncture or crushed corner damage.
3. Note any damage to the goods on the Carrier's freight bill as number of pieces damaged.

CONCEALED DAMAGE

1. Take digital pictures of the furniture as it sits partially unpacked. Also, photograph external and internal carton materials that correspond with the damaged area on the product.
2. Carton and damaged unit(s) must be located at the location matching the original delivery address for Carrier inspection.
3. Digital pictures must be provided of the damaged furniture and carton materials

For qualified claims per above contact DARRAN Customer Service Department at 1-800-334-7891 or complete DARRAN's online warranty report form within the 15 day limit.
www.darran.com/warrantyreport

NON-QUALIFIED CLAIM CONDITIONS

1. Deliveries made to non-dock locations
2. Claims made after furniture is installed and/or removed from original delivery location
3. Carton and padding has been discarded
4. Carrier used was not DARRAN approved
5. Inspection reveals questionable damages

REPLACEMENT ORDERS

Replacement orders entered without replacement tagging or factory authorization is considered a new order without dispute, therefore full payment is expected and will be collected.

RETURN SHIPMENTS

DARRAN will not accept return of merchandise without a signed RA (return authorization) form.

DARRAN will specify the carrier to be used. Return bills of lading must be marked "Class 125" freight rate and a copy of the RA should be used as a packing list. All returns must be received by DARRAN within 30 days of the RA date or the products will be considered accepted by the customer.

All products being returned must be properly packed and protected to avoid freight damage. Whenever possible, use the original cartons in which the merchandise was shipped. Freight

damage, signs of usage, missing parts, etc., will result in an adjustment of any credit to be issued.

DARRAN will issue RA's for the following reasons:

1. Manufacturing defect (inspection required)
2. Order processing error by DARRAN
3. Shipping error
4. Mismatched carton / merchandise

SPECIFICATION CHANGES

We reserve the right to change without notice any dimension, style, or specification of any model in the DARRAN line. Dimensions shown in the price list are nominal. It is the buyer's responsibility to read specification carefully when matching existing goods is desired.

MANUFACTURING DEFECTS

Claims of manufacturing defects will not be entertained without prior consultation with DARRAN's warranty department. Unauthorized deduction in payment of invoices will not be allowed without prior factory approval. Unapproved deductions are subject to factor's late payment charges.

DAMAGE CLAIMS

Claims of manufacturing damage or freight damage reported as nicks, dents, scratches, etc. after installation of furniture will not be covered under warranty or freight claim.

ATTENTION: Damage claims involving glass or stone components must be inspected and damage noted on delivering freight bill to qualify for replacement.

REPAIR CHARGES

Factory authorization must be secured from DARRAN's warranty department prior to incurring repair charges. Warranty will utilize DARRAN's National Repair Service through the Furniture Medic Franchise (www.furnituremedic.com).

Repair charge authorizations are based on:

- › Set travel rate
- › Average regional job rate
- › Factory set maximum repair time
- › Falsely reported defect claims are subject to local service charges being charged to dealer/distributor.

FINISH MAINTENANCE

Wood office furniture and wood finishes can retain their natural beauty for life if proper care is taken and a stable environment is provided. Fluctuations in humidity and temperature cause panels and solid wood components to expand and contract and may lead to panel warpage and finish "checking" or cracking. Prolonged exposure of furniture to dry heat during winter months should be avoided. Careful examination of interior wood trim may indicate a damaging dry environment. If open joints, splits and cracks are appearing in trimwork consult with a HVAC professional for appropriate remedy.

DARRAN finishes are field repairable should damage occur. Professional furniture repair services are recommended. Regular cleaning with a non-silicone polish is recommended.

ORDERING

All orders should be emailed, mailed or transmitted by fax to:

DARRAN Furniture Industries, Inc.
P.O. Box 7614
High Point, NC 27264
email: orders@darran.com
Fax: 336-861-6485

DARRAN will only accept orders from authorized Dealers. All orders must be accurate and detailed. All Quick Ship orders must contain Quick Ship product ONLY. Orders should be separated and submitted according to lead time. Orders must contain Quick Ship code "QS" or have designated Quick Ship lead time to ensure correct order entry. Orders that contain multiple lead time products will be entered as one order and scheduled with the most extended lead time.

List product by office and tag accordingly. DARRAN will key alike all products under the office tag. Failure to assign and tag may result in random key number assignments. Keying is field changeable.

CREDIT APPROVAL

All orders are subject to credit approval for open account. All new accounts must be approved by a local DARRAN Sales Representative and should submit current financial information and trade references to:

DARRAN Furniture Industries, Inc. ATTN: Credit Department
P.O. Box 7614
High Point, NC 27264
Telephone: 336-861-2400 Toll Free: 800-334-7891
Fax: 336-861-2512

Orders submitted without accounts pre-approval or credit approval are subject to acceptance with lead times scheduled only after approval dates.

LEAD TIME SCHEDULE

DARRAN cannot assign a firm lead time until Credit approval and order accuracy are complete. Extended lead times due to credit or information delays are the responsibility of the Buyer.

ORDER DELAY / HOLD

Due to the committed manufacturing cost on Quick Ship processes, DARRAN cannot delay or hold orders, either in process or after completion.

CANCELLATION AND ORDER CHANGES - FEES

Acknowledged orders are considered firm orders and therefore not subject to cancellation or change. However, in the event we are able to stop an order prior to manufacturing process, we will consider cancellation or changes with a reprocessing fee of \$40.00 Net. Exceptions: Quickship orders cannot be changed or canceled after the 3rd business date after acknowledgment. Qualified changes/cancellations will be assessed a \$40.00 Net processing fee.

Changes or cancellation of order with special options or custom quoted items are also subject to additional material and vendor fee costs, plus a DARRAN special/custom reprocessing fee of \$100 NET.

ORDER MOVEUPS

Should an original scheduled ship date need to be improved, the Factory must be contacted 15 business days prior to the desired ship date. Move ups are subject to schedule availability.

ORDER ACKNOWLEDGMENT

Upon credit approval your order will be acknowledged and identified by an order number. When making reference to your order, please use this order number. Your acknowledgment is a detailed description of our interpretation of your order, pricing, shipping information, and estimated delivery date.

If you have not received an Acknowledgment within 10 Days of order issue, contact Customer Service immediately. All Quick Ship order acknowledgments will be faxed or emailed upon request to speed processing. Please read your acknowledgment carefully for correctness and notify DARRAN immediately of any discrepancies. Failure to notify relieves DARRAN from error liability.

Order acknowledgment is the final agreement between DARRAN and the customer superseding all previous communications regarding the order. DARRAN will not be responsible for errors made on orders placed by phone without written confirmation.

SELLING INFORMATION

Possession of this price list does not in itself constitute the right to sell DARRAN products. DARRAN products are sold and distributed through authorized dealerships. Contact factory for a listing of local representatives and dealerships.

INVOICE TERMS

Standard terms are NET 30 days. Finance charges of 1-1/2% will be added to delinquent accounts after 45 Days and for each 30 Days thereafter until paid.

Complaints involving newly received merchandise must be reported within 10 days from receipt to qualify for full invoice remittance suspension or term extension. Otherwise only items in dispute can be suspended from payment of invoice within terms.

WAREHOUSE/STORAGE

DARRAN will determine order warehousing approvals on a case by case basis. Orders that can be accommodated will be limited to a max of 30 days storage and must be invoiced at time of storage. Orders that exceed factory storage capacity will be transferred to local storage facilities subject to current storage rates and handling-transit charges. Storage charges must be paid prior to order release to shipping.

**EXECUTIVE OFFICE & CONFERENCE ROOM
FURNITURE**

November 3, 2015 through November 2, 2020

FSC Group 71

GSA CONTRACT NUMBER: GS-27F-001DA

Business Classification:

WBENC Certified Woman-Owned Small Business

DARRAN FURNITURE INDUSTRIES

2402 SHORE DRIVE

HIGH POINT, NC 27263

336.861.2400 FAX 336.861.6485

Business Classification:

Woman-Owned Small Business

On-line access to contract ordering information, terms and conditions, up-to-date pricing, and the option to create an electronic delivery order are available through GSA Advantage!, a menu driven database system. The INTERNET address for GSA Advantage is <http://www.fss.gsa.gov>

For more information on ordering from Federal Supply Schedules click on the FSS Schedules button at <http://www.fss.gsa.gov>

1a. Special Item Number

711-8: Executive Office Furniture

711-9: Executive Conference Room Furniture

711-11: Tables and Accessories

711-16: Upholstered Seating

711-18: Multi-purpose Seating

2. Maximum Order Limitations:

711-8 \$500,000

711-9 \$500,000

711-11 \$500,000

711-16 \$300,000

711-18 \$200,000

3. Minimum Order: \$100

4. Geographic Coverage: 48 Contiguous States and the District of Columbia

5. Point of Production: High Point, North Carolina (Randolph County)

6. Discount: Prices shown herein are List (Discount is 56.9% Off List)

7. Quantity Discounts:

• \$467,837 List to \$1,000,000 List = 59.70%

• \$1,000,001 List to \$1,315,789 List = 61.70%

8. Payment Terms: ½% - Net 15 Days, Net 30 Days

8a. Terms and Conditions of Government Credit Card Acceptance:

a. No discount allowed for payment by Government Purchase Card

b. Provide commercial credit card number

c. Provide commercial credit card expiration date

d. Provide individual's name as it appears on

credit card

e. Provide telephone number of individual to whom credit is issued

9a. Government Purchase Cards are accepted below the Micro Purchase Threshold.

9b. Government Purchase Cards are accepted above the Micro Purchase Threshold.

10. Foreign Terms: None

11a. Time of Delivery: Regular Product: 60 - 90 days after receipt of order

Quick Ship Program: Contact DARRAN

11b. Quick Ship Program: Items available for expedited delivery are included in main Price Lists.

11c. Overnight and 2-day delivery: N/A

11d. Urgent Requirements: Will be considered on an individual basis. Contact DARRAN for details.

12. FOB Point: All destinations are limited to Commercial docks only. Carriers may refuse non-dock deliveries.

12a. Freight Prices:

a. All prices shown are suggested list prices with freight included where indicated.

b. Freight allows delivery to one qualified destination.

c. Within the Continental USA, all orders above \$1,500 net are shipped FOB factory, freight prepaid and allowed. All orders less than \$1,500 net will be subject to a \$100 net freight charge.

13. Ordering Address:

DARRAN Furniture Industries

P.O. Box 7614

High Point, NC 27264

Ph: 800.334.7891

Fax: 336.861.6485

13a. Payment Address:

BB&T

P.O. Box 890011

Charlotte, NC 28289-0011

14. Warranty Provision: Limited Lifetime (Contact DARRAN for details)

15. Export Packing Charges: Quoted on request

13. Terms and Conditions: Order Cancellation / Changes.

Restocking/Returns: No merchandise may be returned without a return authorization and shipping instructions. No credit or allowance will be given for repairs to defective materials unless DARRAN has given authority to make such repairs. A restocking charge of 25% will apply.

Cancellation: No cost prior to production. After

GSA CUSTOMER INFORMATION

production has begun, only actual cost incurred will be billed to the Government that cannot be recovered through resale in 6 months

14. Terms and Condition of Rental, Maintenance and Repair: Consult the Factory.

15. Terms and Conditions of Installation: Installation by a Third party to be quoted on a per job basis. The ordering must specify what ranges of installation services are required.

16. Terms and Conditions of Repair Parts: Contact DARRAN for details.

17. List of Service and distribution points: Contact DARRAN for details..

18. Preventative Maintenance: Information enclosed with product.

19. List of Participating Dealers: Contact DARRAN for details.

23. Environmental Attributes: DARRAN is compliant with EPA standards. All plywood core material is CARB 2 compliant and contains recycled content. All DARRAN Casegood Products are BIFMA Level 2 Certified. DARRAN is FSC CoC Certified and our products are MAS Certified for Indoor Air Quality.

23a. Recyclable and Recycled Content Packaging:

The corrugated packaging that is supplied to DARRAN, meets the federal mandate that requires the paperboard to be composed of 30%-50% recycled paper, and in some cases the recycled content is close to 100%.

23b. Chemical Emission: DARRAN finishes its products in an ENVI-CT Finish. (Environmental Coatings Technology). DARRAN's seating is finished with a low VOC Conversion Varnish and the casegoods are finished with a formaldehyde free, low VOC Urethane finish. These ENVI-CT finishes allow DARRAN's products to be MAS Certified Green under the ANSI BIFMA X7.1 Standard. Products assist with LEED 4.5 Credit.

23c. Vapor Emissions: DARRAN's ENVI-CT finishes use the latest environmental coatings technology to provide lasting durability and exceptional clarity with BACGUARD Silver anti-microbial protection built-in. The ENVI-CT finishes allows DARRAN casegoods to be MAS Certified Green meeting LEED Credit 4.5.

24a. Duns Number: 08-363-5318

24b. Cage Code: 0Y-6B6

24c. Federal ID Number: 56-117-1971

24d. NAICS Code: 337211

25. SAM Network: DARRAN is registered

SHIPPING SCHEDULE

When requested, DARRAN will assist in locating special express carriers that may have short transit times. These services may exceed our prepaid freight costs; therefore, pricing is limited to the Freight Excluded formula with special express charges added to the invoice.

For special deliveries, DARRAN will make every effort to meet the appointed time; however DARRAN will not be responsible for any additional charges for late deliveries beyond our control.

PRICES

- › All prices shown are suggested list prices with freight included where indicated.
- › Freight allows delivery to one qualified destination.
- › Within the Continental USA, all orders above \$1,500 net are shipped FOB factory, freight prepaid and allowed. All orders less than \$1,500 net will be subject to a \$100 net freight charge.

CALL BEFORE DELIVERY REQUEST

DARRAN will arrange for carriers to call before delivery when requested.

Important Non-Qualified Destinations DARRAN Prepaid Freight Pricing does not include delivery to:

- › Residential Areas
- › Restricted Commercial Areas
- › No Dock Locations
- › Inside delivery/setup service

Orders received and installed without professional Furniture Installers voids all Warranty Coverage.

CARRIER SELECTION

DARRAN selects and uses only carriers specialized in furniture transportation. Customer requested carriers can be authorized using Freight Excluded pricing with invoice add-on.

SPECIFIC DELIVERY TIMES

DARRAN will assist in coordinating a requested delivery time from a carrier. DARRAN makes no guarantees and accepts no responsibility for such services as DARRAN has no control over possible carrier hazards. To ensure specific time arrival, we recommend arranging single stop, designated load carriers. Less than trailer load (LTL) shipments cannot be coordinated for a guaranteed delivery time.

EXPRESS CARRIERS

When requested DARRAN will assist in locating special express carriers that may have short transit times. These services exceed our prepaid freight cost, therefore, pricing is limited to the Freight Excluded formula with special express charges added to invoice.

FEATURES & ADVANTAGES

VENEER AND HPL TOPS

Wood veneer tops and high-pressure laminate tops feature a M2 Grade, CARB2 MDF Core with balanced 3-ply construction. Tops are 1-5/16" thick on all veneer and HPL products except for the Rift Collection, which features 1-1/2" thick primary work surfaces. Tops are connected to chassis with steel angle brackets, wood cleats and dowels. DARRAN only uses HPVA A Grade Flat Cut Cherry, Maple, and Walnut Veneers that are book-matched and slip-matched. Rift-Cut White Oak and Quarter-Cut Ash are available as premium veneers. DARRAN's Rift Collection features a double-cut veneer in a rift-cut pattern for a clean linear aesthetic. Veneer tops feature shapeable MDF edges, 3/4", 1", or 3mm external solid hardwood bands based on collection and edge selection. HPL tops feature a laminate self edge, shapeable MDF edge, or a 3mm solid wood edge based on edge selection.

CHASSIS & PEDESTAL CONSTRUCTION

All pedestals and chassis are constructed with 3/4" thick balanced 3-ply panels. Panels are securely fastened together using rails that are bored and doweled, glued, metal reinforcement brackets and wood cleat construction. Thick end panels are pre-bored to accept a tee nut for the adjustable glide and are reinforced with pvc banding to prevent glide tear out. Glue blocks are used where 3/4" thick panels are joined, bored for tee nut to accept adjustable glide.

OVERHEAD CABINET CONSTRUCTION

(FREESTANDING AND WALL MOUNT)

Freestanding Overhead storage cabinets are constructed of 1" and 3/4" thick balanced 3-ply panels. Panels are attached with cam fasteners in conjunction with dowels securely adhered with PVAc (white polyvinyl acetate) glue. All surface mount cabinets connect to work surface with anti-slip tape. Wall mount cabinets are mounted to the wall with steel "z" bracket attachment method using 5mm euro screws to attach to the back of the cabinet. All units ship with a steel "z" bracket. This bracket is mounted to the wall by field installers. Installers are responsible for selecting and supplying appropriate fasteners for wall conditions.

BOOKCASE CONSTRUCTION

All chassis (sides, back, top and bottom panels) are constructed with 3/4" thick balanced 3-ply panels. Panels are attached with cam fasteners in conjunction with dowels securely adhered with PVAc (white polyvinyl acetate) glue. Shelves on all units are 3/4" thick balance 3 ply panels. Optional heavy duty shelves are 1" thick lumber core balanced 5 ply construction.

TACKBOARDS

Wall mount tackboards are constructed of .75" thick fiberboard. The fabric is precisely aligned and fitted to the tackboard with a sock on cover.

Overhead storage tackboards are constructed of .5" thick fiberboard. The fabric is precisely aligned and fitted to the tackboard and adhered to the rigid hardboard with staples.

ADJUSTABLE GLIDES

Glides provide 1" of vertical leveling adjustment. Glide bottom is durable metal.

DRAWERS

All drawers are constructed of four sides and a bottom, which are attached to a drawer front with screws for easy removal. Drawer fronts feature vertically matched veneer within each pedestal. Pencil trays are standard in all box drawers. Jamestown, Prado, Rift, and Spaces feature maple veneer 1/2" thick material for drawer sides, fronts and backs with a UV finish for maximum durability. Drawer bottoms are 7/32" thick 3-ply maple veneer. Drawer boxes are assemble at each corner with dowel joinery for maximum drawer strength. Capitol Park, Central Park, NSsq, Reception Park, and Richmond Park feature drawers that are 1/2" thick wood grained wrapped 5 sided miter-folded construction with 1/8" thick hardboard bottoms.

SUSPENSIONS

All casegoods utilize cold rolled steel zinc plated high-grade drawer suspensions. All suspensions are warranted for the lifetime of the product. Box and File drawers are full extension, featuring steel ball bearings for a smoother quieter range of motion with soft close operation and are rated 100lbs. Lateral file drawers are a progressive action full extension suspension with the soft close operation and is rated at 150lbs. Lateral files include anti tip mechanism that will allow only one drawer at a time to be opened.

HINGES

Units with doors include 95 degree swing hinges.

FILING

Capitol Park, Central Park, NSsq, Reception Park, and Richmond Park feature a highly durable black plastic extrusion that is securely fastened into a route on top of the drawer. Desk drawers are provided with a cross bar that allows for adjustability for letter or legal filing side to side, letter width filing front to back without the use of a cross bar. Credenza and Return filing is letter width front to back and legal width side to side without the use of a cross bar, letter width side to side with the use of a cross bar. Lateral files feature legal with filing side to side and two rows of letter width front to back with the use of cross bars.

Jamestown, Prado, Rift, and Spaces feature metal file frames around the perimeter of the drawers with cross bars. Desk drawers are provided with a cross bar that allows for adjustability for letter or legal filing side to side, letter width filing front to back without the use of a cross bar. . Legal width drawers are specified on desks 72" and larger, and filing is legal front to back or two rows letter side to side. Credenza and Return filing is letter width front to back and legal width side to side without the use of a cross bar, letter width side to side with the use of a cross bar. Lateral files feature legal with filing side to side and two rows of letter width front to back with the use of cross bars.

LOCKS

Silver, black or bronze face locks are standard on all desks, credenzas, returns, and modular pedestals and match the color of the pull selection. Locks are optional on door storage,

overhead storage, towers with doors and all door units. Each drawer pedestal is independently locked. Lock plugs are factory or field installed.

KEYING

Keying is available either factory or field installed. Factory installed keying is random.

WIRE MANAGEMENT

Wire management capabilities include standard and optional worksurface grommets. When grommets are standard or specified in a unit, wire channels under the surface are provided for organization and management of all communication wires and cords.

GROMMETS

Metal grommets are provided to match the drawer pull selection. Grommet is available in black, silver, white or antique brass. Must specify standard or non-standard location. Black plastic grommets are available as an option for vertical applications.

ALUMINUM FRAME DOORS

Extruded aluminum mitered frame is clear anodized silver aluminum. Frame is 7/8" thick and 1 3/4" high with an 8mm (5/16") visible frame. Frosted glass is standard and white glass is available as an option. Glass I inset within the frame.

POWERPORTS

A large selection of powerports are available and handle power, data, docking stations and communication. See options section for selection.

LED TASKLIGHTS

LED task lighting provides high efficiency, low energy lighting with long life. LED lights are encased in a silver aluminum alloy material with built in switch to turn the light on/off. Lights are factory installed.

Product specifications listed below:

- Diffuser creates a softer light and eliminates hot spots.
- Built in switch with dimmer control.
- 30w 12Vdc 120V (UL approved) power supply
- Can be "daisy chained" up to 30W
- 50,000 hour life

SIZE	VOLTAGE	WATTAGE	COLOR TEMP.	CRI
24" light	12Vdc	6.4	5000K	90
48" light	12Vdc	12.8	5000K	90
60" light	12Vdc	16	5000K	90

FINISHES

"W" VENEER <small>Veneer</small>	"G" LAMINATE HPL TOPS <small>HPL</small>	"M" THERMALLY FUSED LAMINATE <small>TFL</small>
WGA Gray Stone on Ash	N/A	N/A
WTA Toasted Coconut on Ash	Toasted Coconut on Ash	
WWA White Suede on Ash	White Suede on Ash	
WAC Amber Cherry	GAC Amber Cherry	
WRC Caramel Cherry	GRC Caramel Cherry	
WIC Crimson Cherry	GIC Crimson Cherry	
WEC Ebony Cherry	N/A	
WHC Honey Cherry	GHC Honey Cherry	
WOC Koko Cherry	GOC Koko Cherry	
WSC Scotch Cherry	N/A	
N/A	N/A	
WCM Clear Maple	GCM Clear Maple	
WWM Wheat Maple	GWM Wheat Maple	
WEW Executive Walnut	GEW Executive Walnut	
WGW Gunstock Walnut	GGW Gunstock Walnut	
WJW Judicial Walnut	N/A	
WNW Natural Walnut	GNW Natural Walnut	
White	N/A	

FINISH

ENVI-CT Green Certified European Technology Coatings Finish with Anti-microbial protection.

VENEER AND HPL TOPS

Wood veneer tops and high-pressure laminate tops feature a M2 Grade, CARB2 MDF Core with balanced 3-ply construction. Tops are 1-5/16" thick on all veneer and HPL products except for the Rift Collection, which features 1-1/2" thick primary worksurfaces. Tops are connected to chassis with steel angle brackets, wood cleats and dowels. DARRAN only uses HPVA A Grade Flat Cut Cherry, Maple, and Walnut Veneers that are book-matched and slip-matched. Rift-Cut White Oak and Quarter-Cut Ash are available as premium veneers. DARRAN's Rift Collection features a double-cut veneer in a rift-cut pattern for a clean linear aesthetic. Veneer tops feature shapeable MDF edges, 3/4", 1", or 3mm external solid hardwood bands based on collection and edge selection. HPL tops feature a laminate self edge, shapeable MDF edge, or a 3mm solid wood edge based on edge selection.

CHASSIS

3/4" thick core, Medium Density Fiberboard (MDF) rated EPP/SCS/CARB-II material with 3 ply balanced construction. Pedestal and cabinets feature dowel construction reinforced with steel bracket plates, wood cleats, screws and glue. Exposed interiors feature finished veneer of same species as exterior faces. Panel molding standard on approach and end panels of all worksurface height units.

NOTE: All units are standard with 1" adjustable glides that allow for leveling of units.

DRAWER FRONTS

Drawer fronts are vertically matched in balanced sets. Doors feature vertical veneer bookmatched horizontally in sets of 2 / 4 and 6 doors. All drawers and doors have traditional scallop profile edge shape. All tower fronts matched in vertical sets.

DRAWERS

Drawers feature mitre joint / dowel construction with a natural maple finish. All drawers extend 100% for full access on steel ball bearing slides with cushion in-out stops. Drawers have been tested and passed BIFMA 50,000 cycle test. File drawers feature 1/4" bottoms reinforced for heavy weight capacity. All drawers are guaranteed lifetime with free replacement warranty.

OPTIONAL WOOD DRAWERS

Optional hardwood veneer plywood drawers feature banded top and bottom edges for smoothness. Drawers are dowel joint construction with a UV cured finish over maple veneers, plus a lifetime free replacement guarantee.

Optional Wood Drawer (Any Size) – Option Code P33...\$40 List Price Per Drawer

RANDOM LOCKS & KEYING (STANDARD)

Locks are standard on all storage units below the worksurface. Random lock cores are installed at the factory. Some units may be shipped with the same key number. Locks are Silver, Black or Bronze and match pull finish unless specified.

- SRK: Random Silver Random Key - n/c
- BRK: Random Black Random Key - n/c
- ZRK: Random Bronze Random Key - n/c

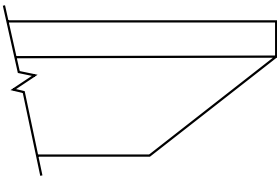
FIELD INSTALLED LOCKS & KEYING (OPTION)

Field installed lock option can be selected, each unit is shipped with an empty lock cylinder. A separate line item must be ordered to receive the numbered lock cores for field installation. Field installed locks are available at an additional charge of \$5 list per lock core. Specify Silver or Black Locks.

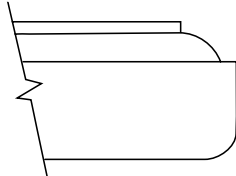
- SFK: Field Installed Silver Random Key - n/c
- BFK: Field Installed Black Random Key - n/c
- ZFK: Field Installed Bronze Random Key - n/c

"W" & "G" STANDARD PROFILE

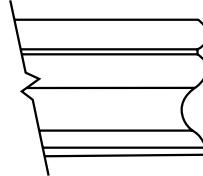
Capitol Park Edge for "M" Styles



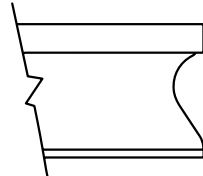
BEVEL
3mm solid
hardwood band



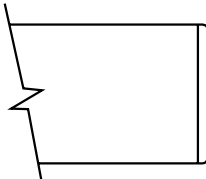
CLASSIC
3mm solid
hardwood band



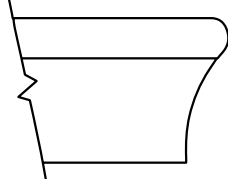
COBEE



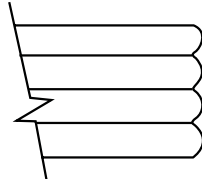
COVE



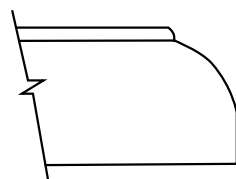
FLAT
3mm solid
hardwood band



KNIFE



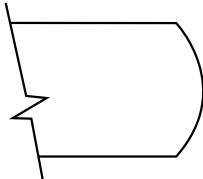
REED



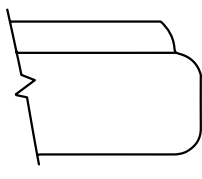
WATERFALL

"W" & "G" PREMIUM PROFILE

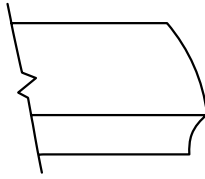
3/4" Hardwood Rim Band Species Same As Surface Veneer



BULLNOSE



OGEE



RADIUS

PULLS/KNOBS

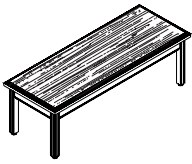
Factory Installed

PL-5 Antique Brass
PL-50 Brushed Pewter



PL-4 Antique Brass





Sketchface

COCKTAIL TABLE**STANDARD FEATURES**

- 1-5/16" Thick top
- Floor levelers (adjustable 1/2")
- Solid hardwood base and legs

NOTES

- Sketch face tops feature quartered cherry borders with cherry infield.
- Tables are available in Cherry and Walnut Finishes

[CLICK HERE TO VIEW PRODUCT INDEX](#)

1 SELECT A STYLE

DIMENSIONS		STYLE NUMBER		LIST PRICE	STYLE NUMBER		LIST PRICE	STYLE NUMBER		LIST PRICE
W" x D" x H"	WGT	"W" Veneer	Veneer Top Veneer Chassis		"G" HPL	High Pressure Laminate Top Veneer Chassis		"M" TFL	Thermally Fused Laminate Top Thermally Fused Laminate Chassis	
Bookmatch Face										
18 x 48 x 16	50	DBO1848FT351W		1207	DBO1848FT351G		1207	"M" Option N/A		
36 x 36 x 16	60	DBO3636FT351W		1235	DBO3636FT351G		1235	"M" Option N/A		
24 x 24 x 20	40	DBO2424FT351W		988	DBO2424FT351G		988	"M" Option N/A		
18 x 18 x 20	30	DBO1818FT351W		798	DBO1818FT351G		798	"M" Option N/A		
Sketch Face										
18 x 48 x 16	50	DBO1848FS351W		1346	"G" Option N/A			"M" Option N/A		
36 x 36 x 16	60	DBO3636FS351W		1471	"G" Option N/A			"M" Option N/A		
24 x 24 x 20	40	DBO2424FS351W		1146	"G" Option N/A			"M" Option N/A		
18 x 18 x 20	30	DBO1818FS351W		973	"G" Option N/A			"M" Option N/A		

2 SELECT A FINISH

"W" Veneer	"G" HPL	"M" TFL	
WAC	GAC	-	Amber Cherry
WRC	GRC	-	Caramel Cherry
WIC	GIC	-	Crimson Cherry
WHC	GHC	-	Honey Cherry
WOC	GOC	-	KoKo Cherry
WSC	-	-	Scotch Cherry
WEW	GEW	-	Executive Walnut
WGW	-	-	Gunstock Walnut
WNW	GNW	-	Natural Walnut
WEC	-	-	Ebony Cherry

3 SELECT AN EDGE



Classic



Cove



Traditional

5 OPTIONS

CUSTOM SKETCHFACE TOPS

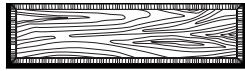

Contact Customer Service for recommended Veneer combinations, leadtimes and price quotes.

- Acacia Burl
- African Mahogany
- Birdseye Maple
- Prima Vera Border
- Redwood Burl

* price by quote only

4 SELECT HARDWARE

Hardware
Option Not
Available



OCCASIONAL FLUTED POST TABLES

CONSOLE TABLE

STANDARD FEATURES

- 1-5/16" Thick top
- Floor levelers (adjustable 1/2")
- Solid hardwood base and legs

NOTES

- Sketch face tops feature quartered cherry borders with cherry infield.
- Tables are available in Cherry and Walnut Finishes

[CLICK HERE TO VIEW PRODUCT INDEX](#)

1 SELECT A STYLE

DIMENSIONS		STYLE NUMBER		LIST PRICE	STYLE NUMBER		LIST PRICE	STYLE NUMBER		LIST PRICE
W" x D" x H"	WGT	"W" Veneer	Veneer Top Veneer Chassis		"G" HPL	High Pressure Laminate Top Veneer Chassis		"M" TFL	Thermally Fused Laminate Top Thermally Fused Laminate Chassis	
Bookmatch Face										
16 x 60 x 29	85	DBO1660JW361W		1590	DBO1660JW361G		1590	"M" Option N/A		
16 x 48 x 29	75	DBO1648JW361W		1466	DBO1648JW361G		1466	"M" Option N/A		
Sketch Face										
16 x 60 x 29	85	DBO1660JS361W		1839	"G" Option N/A			"M" Option N/A		
16 x 48 x 29	75	DBO1648JS361W		1714	"G" Option N/A			"M" Option N/A		

2 SELECT A FINISH

"W" Veneer	"G" HPL	"M" TFL	
WAC	GAC	-	Amber Cherry
WRC	GRC	-	Caramel Cherry
WIC	GIC	-	Crimson Cherry
WHC	GHC	-	Honey Cherry
WOC	GOC	-	KoKo Cherry
WSC	-	-	Scotch Cherry
WEW	GEW	-	Executive Walnut
WGW	-	-	Gunstock Walnut
WNW	GNW	-	Natural Walnut
WEC	-	-	Ebony Cherry

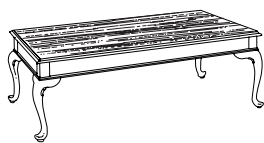
3 SELECT AN EDGE



5 OPTIONS

4 SELECT HARDWARE





Sketchface

COCKTAIL TABLE**STANDARD FEATURES**

- 1-5/16" Thick top
- Glides
- Solid hardwood base and legs

NOTES

- Sketch face tops feature quartered cherry borders with cherry infield.
- Tables are available in Cherry and Walnut Finishes

[CLICK HERE TO VIEW PRODUCT INDEX](#)

1 SELECT A STYLE

DIMENSIONS		STYLE NUMBER		LIST PRICE	STYLE NUMBER		LIST PRICE	STYLE NUMBER		LIST PRICE
W" x D" x H"	WGT	"W" Veneer	Veneer Top Veneer Chassis		"G" HPL	High Pressure Laminate Top Veneer Chassis		"M" TFL	Thermally Fused Laminate Top Thermally Fused Laminate Chassis	
Bookmatch Face										
18 x 48 x 16	50	DBO1848QT350W		1346	DBO1848QT350G		1346	"M" Option N/A		
36 x 36 x 16	60	DBO3636QT350W		1471	DBO3636QT350G		1471	"M" Option N/A		
24 x 24 x 23	60	DBO2424QT350W		1098	DBO2424QT350G		1098	"M" Option N/A		
18 x 18 x 23	30	DBO1818QT350W		973	DBO1818QT350G		973	"M" Option N/A		
Sketch Face										
18 x 48 x 16	50	DBO1848QS350W		1595	"G" Option N/A			"M" Option N/A		
36 x 36 x 16	60	DBO3636QS350W		1720	"G" Option N/A			"M" Option N/A		
24 x 24 x 23	40	DBO2424QS350W		1346	"G" Option N/A			"M" Option N/A		
18 x 18 x 23	30	DBO1818QS350W		1223	"G" Option N/A			"M" Option N/A		

2 SELECT A FINISH

"W" Veneer	"G" HPL	"M" TFL	
WAC	GAC	-	Amber Cherry
WRC	GRC	-	Caramel Cherry
WIC	GIC	-	Crimson Cherry
WHC	GHC	-	Honey Cherry
WOC	GOC	-	KoKo Cherry
WSC	-	-	Scotch Cherry
WEW	GEW	-	Executive Walnut
WGW	-	-	Gunstock Walnut
WNW	GNW	-	Natural Walnut
WEC	-	-	Ebony Cherry

3 SELECT AN EDGE



Classic



Cove

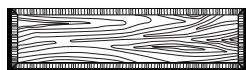
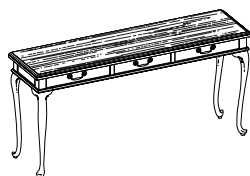


Traditional

5 OPTIONS

4 SELECT HARDWARE

Hardware
Option Not
Available



Sketchface

CONSOLE TABLE**STANDARD FEATURES**

- 1-5/16" Thick top
- Glides
- Solid hardwood base and legs

NOTES

- Sketch face tops feature quartered cherry borders with cherry infield.
- Tables are available in Cherry and Walnut Finishes

[CLICK HERE TO VIEW PRODUCT INDEX](#)
1 SELECT A STYLE

DIMENSIONS		STYLE NUMBER		LIST PRICE	STYLE NUMBER		LIST PRICE	STYLE NUMBER		LIST PRICE
W" x D" x H"	WGT	"W" Veneer	Veneer Top Veneer Chassis		"G" HPL	High Pressure Laminate Top Veneer Chassis		"M" TFL	Thermally Fused Laminate Top Thermally Fused Laminate Chassis	
Bookmatch Face										
16 x 60 x 29	85	DBO1660QT361W		1839	DBO1660QT361G		1839	"M" Option N/A		
16 x 48 x 29	75	DBO1648QT361W		1714	DBO1648QT361G		1714	"M" Option N/A		
Sketch Face										
16 x 60 x 29	85	DBO1660QS361W		2088	"G" Option N/A			"M" Option N/A		
16 x 48 x 29	75	DBO1648QS361W		1963	"G" Option N/A			"M" Option N/A		

2 SELECT A FINISH

"W" Veneer	"G" HPL	"M" TFL	
WAC	GAC	-	Amber Cherry
WRC	GRC	-	Caramel Cherry
WIC	GIC	-	Crimson Cherry
WHC	GHC	-	Honey Cherry
WOC	GOC	-	KoKo Cherry
WSC	-	-	Scotch Cherry
WEW	GEW	-	Executive Walnut
WGW	-	-	Gunstock Walnut
WNW	GNW	-	Natural Walnut
WEC	-	-	Ebony Cherry

3 SELECT AN EDGE

Classic



Cove



Traditional

5 OPTIONS**4 SELECT HARDWARE**


PL-4 Antique Brass

PL-5 Antique Brass
PL-50 Brushed Pewter

Bookmatch



Sketchface

**SQUARE TABLE****STANDARD FEATURES**

- 1-5/16" Thick top
- Glides
- Solid hardwood base and legs

NOTES

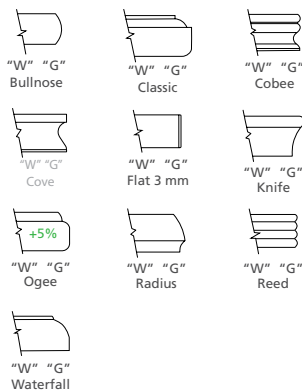
- Sketch face tops feature quartered cherry borders with cherry infield.
- Tables are available in Cherry, Maple and Walnut Finishes

[CLICK HERE TO VIEW PRODUCT INDEX](#)
1 SELECT A STYLE

DIMENSIONS		STYLE NUMBER		LIST PRICE	STYLE NUMBER		LIST PRICE	STYLE NUMBER		LIST PRICE
W" x D" x H"	WGT	"W" Veneer	Veneer Top Veneer Chassis		"G" HPL	High Pressure Laminate Top Veneer Chassis		"M" TFL	Thermally Fused Laminate Top Thermally Fused Laminate Chassis	
Bookmatch Face										
36 x 36 x 16	57	DBO3636TT366W		1098	DBO3636TT366G		1098	"M" Option N/A		
24 x 24 x 20	40	DBO2424TT366W		963	DBO2424TT366G		963	"M" Option N/A		
18 x 18 x 20	35	DBO1818TT366W		903	DBO1818TT366G		903	"M" Option N/A		
Sketch Face										
36 x 36 x 16	57	DBO3636TS366W		1198	"G" Option N/A			"M" Option N/A		
24 x 24 x 20	40	DBO2424TS366W		1063	"G" Option N/A			"M" Option N/A		
18 x 18 x 20	35	DBO1818TS366W		1003	"G" Option N/A			"M" Option N/A		

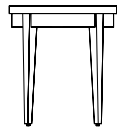
2 SELECT A FINISH

"W" Veneer	"G" HPL	"M" TFL	
WAC	GAC	-	Amber Cherry
WRC	GRC	-	Caramel Cherry
WIC	GIC	-	Crimson Cherry
WHC	GHC	-	Honey Cherry
WOC	GOC	-	KoKo Cherry
WSC	-	-	Scotch Cherry
WEW	GEW	-	Executive Walnut
WGW	-	-	Gunstock Walnut
WNW	GNW	-	Natural Walnut
WEC	-	-	Ebony Cherry
WCM	GCM	-	Clear Maple
WWM	GWM	-	Wheat Maple

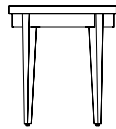
3 SELECT AN EDGE**4 SELECT HARDWARE**

Hardware
Option Not
Available

5 OPTIONS



Bookmatch



Sketchface

ROUND TABLE**STANDARD FEATURES**

- 1-5/16" Thick top
- Glides
- Solid hardwood base and legs

NOTES

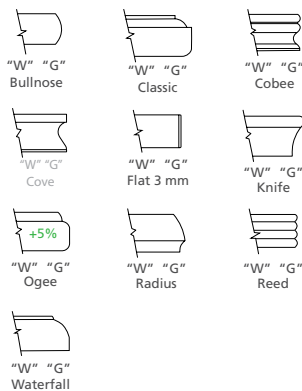
- Sketch face tops feature quartered cherry borders with cherry infield.
- Tables are available in Cherry, Maple and Walnut Finishes

[CLICK HERE TO VIEW PRODUCT INDEX](#)
1 SELECT A STYLE

DIMENSIONS		STYLE NUMBER		LIST PRICE	STYLE NUMBER		LIST PRICE	STYLE NUMBER		LIST PRICE
W" x D" x H"	WGT	"W" Veneer	Veneer Top Veneer Chassis		"G" HPL	High Pressure Laminate Top Veneer Chassis		"M" TFL	Thermally Fused Laminate Top Thermally Fused Laminate Chassis	
Bookmatch Face										
36 dia x 16	45	DBO3636TT367W		1223	DBO3636TT367G		1223	"M" Option N/A		
24 dia x 20	35	DBO2424TT367W		1071	DBO2424TT367G		1071	"M" Option N/A		
18 dia x 20	30	DBO1818TT367W		1000	DBO1818TT367G		1000	"M" Option N/A		
Sketch Face										
36 dia x 16	45	DBO3636TS367W		1323	"G" Option N/A			"M" Option N/A		
24 dia x 20	35	DBO2424TS367W		1171	"G" Option N/A			"M" Option N/A		
18 dia x 20	30	DBO1818TS367W		1100	"G" Option N/A			"M" Option N/A		

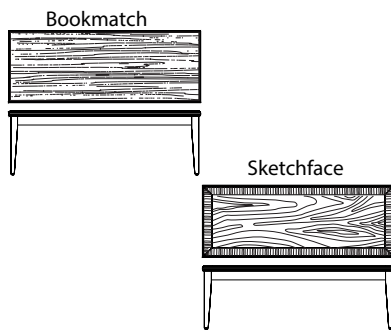
2 SELECT A FINISH

"W" Veneer	"G" HPL	"M" TFL	
WAC	GAC	-	Amber Cherry
WRC	GRC	-	Caramel Cherry
WIC	GIC	-	Crimson Cherry
WHC	GHC	-	Honey Cherry
WOC	GOC	-	KoKo Cherry
WSC	-	-	Scotch Cherry
WEW	GEW	-	Executive Walnut
WGW	-	-	Gunstock Walnut
WNW	GNW	-	Natural Walnut
WEC	-	-	Ebony Cherry
WCM	GCM	-	Clear Maple
WWM	GWM	-	Wheat Maple

3 SELECT AN EDGE**4 SELECT HARDWARE**

Hardware
Option Not
Available

5 OPTIONS

**COCKTAIL TABLE****STANDARD FEATURES**

- 1-5/16" Thick top
- Glides
- Solid hardwood base and legs

NOTES

- Sketch face tops feature quartered cherry borders with cherry infield.
- Tables are available in Cherry, Maple and Walnut Finishes

[CLICK HERE TO VIEW PRODUCT INDEX](#)

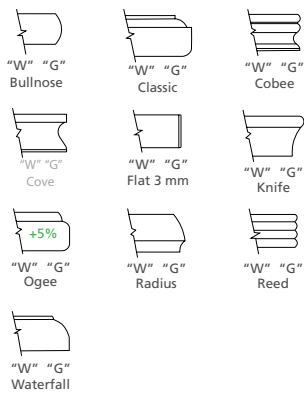
1 SELECT A STYLE

DIMENSIONS		STYLE NUMBER		LIST PRICE	STYLE NUMBER		LIST PRICE	STYLE NUMBER		LIST PRICE
W" x D" x H"	WGT	"W" Veneer	Veneer Top Veneer Chassis		"G" HPL	High Pressure Laminate Top Veneer Chassis		"M" TFL	Thermally Fused Laminate Top Thermally Fused Laminate Chassis	
Bookmatch Face										
18 x 48 x 16	50	DBO1848TT369W		1223	DBO1848TT369G		1223	"M" Option N/A		
Sketch Face										
18 x 48 x 16	50	DBO1848TS369W		1471	"G" Option N/A			"M" Option N/A		

2 SELECT A FINISH

"W" Veneer	"G" HPL	"M" TFL	
WAC	GAC	-	Amber Cherry
WRC	GRC	-	Caramel Cherry
WIC	GIC	-	Crimson Cherry
WHC	GHC	-	Honey Cherry
WOC	GOC	-	KoKo Cherry
WSC	-	-	Scotch Cherry
WEW	GEW	-	Executive Walnut
WGW	-	-	Gunstock Walnut
WNW	GNW	-	Natural Walnut
WEC	-	-	Ebony Cherry
WCM	GCM	-	Clear Maple
WWM	GWM	-	Wheat Maple

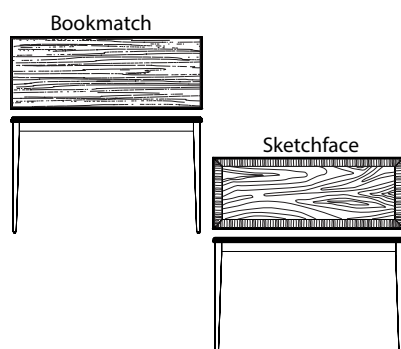
3 SELECT AN EDGE



5 OPTIONS

4 SELECT HARDWARE

Hardware
Option Not
Available

**CONSOLE TABLE****STANDARD FEATURES**

- 1-5/16" Thick top
- Glides
- Solid hardwood base and legs

NOTES

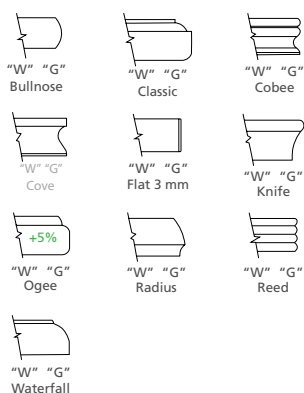
- Sketch face tops feature quartered cherry borders with cherry infield.
- Tables are available in Cherry, Maple and Walnut Finishes

[CLICK HERE TO VIEW PRODUCT INDEX](#)
1 SELECT A STYLE

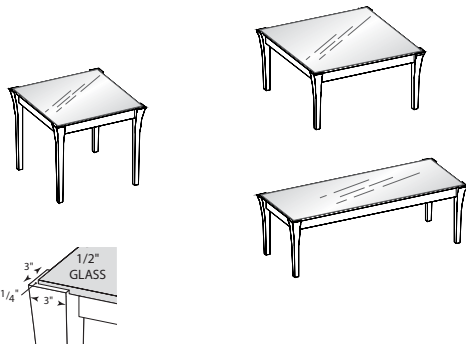
DIMENSIONS		STYLE NUMBER		LIST PRICE	STYLE NUMBER		LIST PRICE	STYLE NUMBER		LIST PRICE
W" x D" x H"	WGT	"W" Veneer	Veneer Top Veneer Chassis		"G" HPL	High Pressure Laminate Top Veneer Chassis		"M" TFL	Thermally Fused Laminate Top Thermally Fused Laminate Chassis	
Bookmatch Face										
18 x 60 x 29	70	DBO1860TT361W		1595	DBO1860TT361G		1595	"M" Option N/A		
18 x 48 x 29	60	DBO1848TT361W		1346	DBO1848TT361G		1346	"M" Option N/A		
Sketch Face										
18 x 60 x 29	70	DBO1860TS361W		1844	"G" Option N/A			"M" Option N/A		
18 x 48 x 29	60	DBO1848TS361W		1595	"G" Option N/A			"M" Option N/A		

2 SELECT A FINISH

"W" Veneer	"G" HPL	"M" TFL	
WAC	GAC	-	Amber Cherry
WRC	GRC	-	Caramel Cherry
WIC	GIC	-	Crimson Cherry
WHC	GHC	-	Honey Cherry
WOC	GOC	-	KoKo Cherry
WSC	-	-	Scotch Cherry
WEW	GEW	-	Executive Walnut
WGW	-	-	Gunstock Walnut
WNW	GNW	-	Natural Walnut
WEC	-	-	Ebony Cherry
WCM	GCM	-	Clear Maple
WWM	GWM	-	Wheat Maple

3 SELECT AN EDGE**5 OPTIONS****4 SELECT HARDWARE**

Hardware
Option Not
Available

**END TABLE AND CONSOLE TABLE****STANDARD FEATURES**

- 1/2" Glass is recessed 1/4" into top of leg post
- 1/2" Tempered chemical etched frosted glass
- Glides
- Hardwood legs and rails

NOTES

- Tables are available in Cherry, Maple and Walnut Finishes

[CLICK HERE TO VIEW PRODUCT INDEX](#)

1 SELECT A STYLE

DIMENSIONS		STYLE NUMBER		LIST PRICE	STYLE NUMBER		LIST PRICE	STYLE NUMBER		LIST PRICE
W" x D" x H"	WGT	"W" Veneer	Veneer Top Veneer Chassis		"G" HPL	High Pressure Laminate Top Veneer Chassis		"M" TFL	Thermally Fused Laminate Top Thermally Fused Laminate Chassis	
End Table										
25 x 25 x 22	50	DBO2525TN366W		1346	"G" Option N/A			"M" Option N/A		
19 x 19 x 22	40	DBO1919TN366W		1223	"G" Option N/A			"M" Option N/A		
Cocktail Table										
49 x 19 x 16	55	DBO4919TN369W		1644	"G" Option N/A			"M" Option N/A		
37 x 37 x 16	60	DBO3737TN369W		1720	"G" Option N/A			"M" Option N/A		
31 x 31 x 16	55	DBO3131TN369W		1595	"G" Option N/A			"M" Option N/A		

2 SELECT A FINISH

"W" Veneer	"G" HPL	"M" TFL
WAC	-	Amber Cherry
WRC	-	Caramel Cherry
WIC	-	Crimson Cherry
WHC	-	Honey Cherry
WOC	-	KoKo Cherry
WSC	-	Scotch Cherry
WEW	-	Executive Walnut
WGW	-	Gunstock Walnut
WNW	-	Natural Walnut
WWP	-	Designer White
WEC	-	Ebony Cherry
WCM	-	Clear Maple
WWM	-	Wheat Maple

3 SELECT AN EDGE

Edge Profile
Option Not
Available

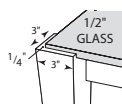

5 OPTIONS

TOP

- Replace frosted glass with figured veneer top - n/c
- FMT-00: Figured maple top
- FET-00: Figured eucalyptus
- MMT-00: Mottled makore

4 SELECT HARDWARE

Hardware
Option Not
Available

**CONSOLE TABLE****STANDARD FEATURES**

- 1/2" Glass is recessed 1/4" into top of leg post
- 1/2" Tempered chemical etched frosted glass
- Glides
- Hardwood legs and rails

NOTES

- Tables are available in Cherry, Maple and Walnut Finishes

[CLICK HERE TO VIEW PRODUCT INDEX](#)

1 SELECT A STYLE

DIMENSIONS		STYLE NUMBER	LIST PRICE	STYLE NUMBER	LIST PRICE	STYLE NUMBER	LIST PRICE
W" x D" x H"	WGT	"W" Veneer Veneer Top Veneer Chassis		"G" HPL High Pressure Laminate Top Veneer Chassis		"M" TFL Thermally Fused Laminate Top Thermally Fused Laminate Chassis	
49 x 19 x 29	60	DBO4919TN361W	1844	"G" Option N/A		"M" Option N/A	

2 SELECT A FINISH

"W" Veneer	"G" HPL	"M" TFL	
WAC	-	-	Amber Cherry
WRC	-	-	Caramel Cherry
WIC	-	-	Crimson Cherry
WHC	-	-	Honey Cherry
WOC	-	-	KoKo Cherry
WSC	-	-	Scotch Cherry
WEW	-	-	Executive Walnut
WGW	-	-	Gunstock Walnut
WNW	-	-	Natural Walnut
WWP	-	-	Designer White
WEC	-	-	Ebony Cherry
WCM	-	-	Clear Maple
WWM	-	-	Wheat Maple

3 SELECT AN EDGE

Edge Profile
Option Not
Available

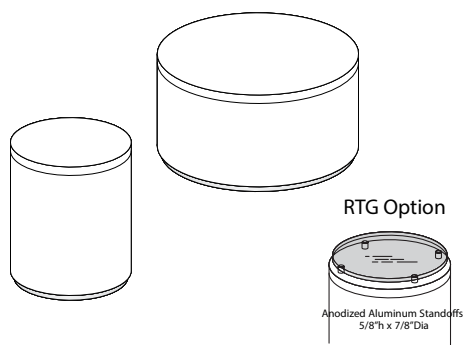
5 OPTIONS

TOP

- Replace frosted glass with figured veneer top - n/c
- FMT-00: Figured maple top
- FET-00: Figured eucalyptus
- MMT-00: Mottled makore

4 SELECT HARDWARE

Hardware
Option Not
Available

**PLINTHE TABLE****STANDARD FEATURES**

- 1" Top with 3mm wood edge
- Plinthe base - black finish (standard)
- Glides

NOTES

- Available veneers include: Cherry, Walnut and Maple

[CLICK HERE TO VIEW PRODUCT INDEX](#)

1 SELECT A STYLE

DIMENSIONS		STYLE NUMBER		LIST PRICE	STYLE NUMBER		LIST PRICE	STYLE NUMBER		LIST PRICE
W" x D" x H"	WGT	"W" Veneer	Veneer Top Veneer Chassis		"G" HPL	High Pressure Laminate Top Veneer Chassis		"M" TFL	Thermally Fused Laminate Top Thermally Fused Laminate Chassis	
36 dia x 16	70		DBO3636RT372W	1925		DBO3636RT372G	1925	"M" Option N/A		
30 dia x 16	55		DBO3030RT372W	1780		DBO3030RT372G	1780	"M" Option N/A		
24 dia x 22	45		DBO2424RT372W	1250		DBO2424RT372G	1250	"M" Option N/A		
18 dia x 22	40		DBO1818RT372W	1200		DBO1818RT372G	1200	"M" Option N/A		

2 SELECT A FINISH

"W" Veneer	"G" HPL	"M" TFL	
WAC	GAC	-	Amber Cherry
WRC	GRC	-	Caramel Cherry
WIC	GIC	-	Crimson Cherry
WHC	GHC	-	Honey Cherry
WOC	GOC	-	KoKo Cherry
WSC	-	-	Scotch Cherry
WEW	GEW	-	Executive Walnut
WGW	-	-	Gunstock Walnut
WNW	GNW	-	Natural Walnut
WWP	GWL	-	Designer White
WEC	-	-	Ebony Cherry
WCM	GCM	-	Clear Maple
WWM	GWM	-	Wheat Maple
WBO	-	-	Blush Oak
WMO	-	-	Mocha Oak
WTO	-	-	Toast Oak
WWO	-	-	Wheat Oak
TBCO	-	-	Baby's Cheek
TBSW	-	-	Brown Sugar
TFSO	-	-	Fifty Shades
TFBO	-	-	Fun Blonde

3 SELECT AN EDGE

Edge Profile
Option Not
Available

4 SELECT HARDWARE

Hardware
Option Not
Available

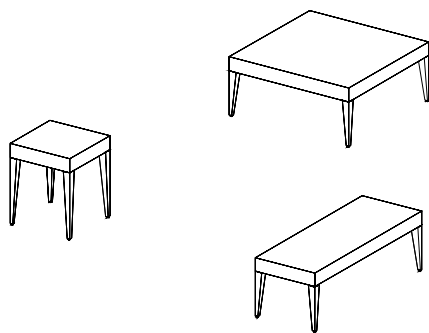
5 OPTIONS

CLEAR GLASS TOP

- RTG12: 17" dia Clear glass top - \$250
- RTG14: 23" dia Clear glass top - \$275
- RTG16: 29" dia Clear glass top - \$395
- RTG18: 35" dia Clear glass top - \$525

FROSTED GLASS

- RTG22: 17" dia Frosted glass top - \$350
- RTG24: 23" dia Frosted glass top - \$375
- RTG26: 29" dia Frosted glass top - \$545
- RTG28: 35" dia Frosted glass top - \$725



SQUARE ENDTABLE/ COCKTAIL

STANDARD FEATURES

- 3-3/4" Thick top
- Flat-cut w/ reverse slip-matched veneer
- Glides
- Tapered solid hardwood legs

[CLICK HERE TO VIEW PRODUCT INDEX](#)

1 SELECT A STYLE

DIMENSIONS		STYLE NUMBER		LIST PRICE	STYLE NUMBER		LIST PRICE	STYLE NUMBER		LIST PRICE
W" x D" x H"	WGT	"W" Veneer	Veneer Top Veneer Chassis		"G" HPL	High Pressure Laminate Top Veneer Chassis		"M" TFL	Thermally Fused Laminate Top Thermally Fused Laminate Chassis	
End Table										
24 x 24 x 22	40	DBO2424JK366W		1055	DBO2424JK366G		1055	"M" Option N/A		
18 x 18 x 22	35	DBO1818JK366W		990	DBO1818JK366G		990	"M" Option N/A		
Cocktail Table										
48 x 18 x 16	50	DBO4818JK369W		1433	DBO4818JK369G		1433	"M" Option N/A		
42 x 42 x 16	65	DBO4242JK369W		1595	DBO4242JK369G		1595	"M" Option N/A		
36 x 36 x 16	55	DBO3636JK369W		1498	DBO3636JK369G		1498	"M" Option N/A		

2 SELECT A FINISH

"W" Veneer	"G" HPL	"M" TFL	
WAC	GAC	-	Amber Cherry
WRC	GRC	-	Caramel Cherry
WIC	GIC	-	Crimson Cherry
WHC	GHC	-	Honey Cherry
WOC	GOC	-	KoKo Cherry
WSC	-	-	Scotch Cherry
WEW	GEW	-	Executive Walnut
WGW	-	-	Gunstock Walnut
WNW	GNW	-	Natural Walnut
WWP	GWL	-	Designer White
WEC	-	-	Ebony Cherry
WCM	-	-	Clear Maple
WWM	GWM	-	Wheat Maple


3 SELECT AN EDGE

Edge Profile
Option Not
Available

5 OPTIONS

4 SELECT HARDWARE

Hardware
Option Not
Available



ROUND TABLE

STANDARD FEATURES

- 3-3/4" Thick top
- Flat-cut w/ reverse slip-matched veneer
- Glides
- Tapered solid hardwood legs

[CLICK HERE TO VIEW PRODUCT INDEX](#)

1 SELECT A STYLE

DIMENSIONS		STYLE NUMBER		LIST PRICE	STYLE NUMBER		LIST PRICE	STYLE NUMBER		LIST PRICE
W" x D" x H"	WGT	"W" Veneer	Veneer Top Veneer Chassis		"G" HPL	High Pressure Laminate Top Veneer Chassis		"M" TFL	Thermally Fused Laminate Top Thermally Fused Laminate Chassis	
End Table										
24 dia x 22	40	DBO2424JK367W		1249	DBO2424JK367G		1249	"M" Option N/A		
18 dia x 22	35	DBO1818JK367W		1060	DBO1818JK367G		1060	"M" Option N/A		
Cocktail Table										
42 dia x 16	65	DBO4242JK367W		1799	DBO4242JK367G		1799	"M" Option N/A		
36 dia x 16	55	DBO3636JK367W		1574	DBO3636JK367G		1574	"M" Option N/A		

2 SELECT A FINISH

"W" Veneer	"G" HPL	"M" TFL	
WAC	GAC	-	Amber Cherry
WRC	GRC	-	Caramel Cherry
WIC	GIC	-	Crimson Cherry
WHC	GHC	-	Honey Cherry
WOC	GOC	-	KoKo Cherry
WSC	-	-	Scotch Cherry
WEW	GEW	-	Executive Walnut
WGW	-	-	Gunstock Walnut
WNW	GNW	-	Natural Walnut
WWP	GWL	-	Designer White
WEC	-	-	Ebony Cherry
WCM	-	-	Clear Maple
WWM	GWM	-	Wheat Maple


3 SELECT AN EDGE

Edge Profile
Option Not
Available

5 OPTIONS

4 SELECT HARDWARE

Hardware
Option Not
Available



CONSOLE TABLES

STANDARD FEATURES

- 3-3/4" Thick top
- Flat-cut w/ reverse slip-matched veneer
- Glides
- Tapered solid hardwood legs

[CLICK HERE TO VIEW PRODUCT INDEX](#)

1 SELECT A STYLE

DIMENSIONS		STYLE NUMBER		LIST PRICE	STYLE NUMBER		LIST PRICE	STYLE NUMBER		LIST PRICE
W" x D" x H"	WGT	"W" Veneer	Veneer Top Veneer Chassis		"G" HPL	High Pressure Laminate Top Veneer Chassis		"M" TFL	Thermally Fused Laminate Top Thermally Fused Laminate Chassis	
Square Console Table										
48 x 18 x 29	60	DBO4818JK361W		1531	DBO4818JK361G		1531	"M" Option N/A		
Semi-Circle Console										
48 x 18 x 29	60	DBO4818JK367W		1963	DBO4818JK367G		1963	"M" Option N/A		

2 SELECT A FINISH

"W" Veneer	"G" HPL	"M" TFL	
WAC	GAC	-	Amber Cherry
WRC	GRC	-	Caramel Cherry
WIC	GIC	-	Crimson Cherry
WHC	GHC	-	Honey Cherry
WOC	GOC	-	KoKo Cherry
WSC	-	-	Scotch Cherry
WEW	GEW	-	Executive Walnut
WGW	-	-	Gunstock Walnut
WNW	GNW	-	Natural Walnut
WWP	GWL	-	Designer White
WEC	-	-	Ebony Cherry
WCM	-	-	Clear Maple
WWM	GWM	-	Wheat Maple


3 SELECT AN EDGE

Edge Profile
Option Not
Available

5 OPTIONS

4 SELECT HARDWARE

Hardware
Option Not
Available



END TABLE AND CONSOLE TABLE

STANDARD FEATURES

- 3-3/4" Thick top
- 3-3/4" Thick top
- Glides
- Flat-cut w/ reverse slip-matched veneer
- Solid hardwood legs

[CLICK HERE TO VIEW PRODUCT INDEX](#)

1 SELECT A STYLE

DIMENSIONS		STYLE NUMBER		LIST PRICE	STYLE NUMBER		LIST PRICE	STYLE NUMBER		LIST PRICE
W" x D" x H"	WGT	"W" Veneer	Veneer Top Veneer Chassis		"G" HPL	High Pressure Laminate Top Veneer Chassis		"M" TFL	Thermally Fused Laminate Top Thermally Fused Laminate Chassis	
End Table										
24 x 24 x 22	40	DBO2424AV366W		1195	DBO2424AV366G		1195	"M" Option N/A		
18 x 18 x 22	35	DBO1818AV366W		995	DBO1818AV366G		995	"M" Option N/A		
Cocktail Table										
48 x 18 x 16	50	DBO4818AV369W		1495	DBO4818AV369G		1495	"M" Option N/A		
42 x 42 x 16	65	DBO4242AV369W		1605	DBO4242AV369G		1605	"M" Option N/A		
36 x 36 x 16	55	DBO3636AV369W		1500	DBO3636AV369G		1500	"M" Option N/A		

2 SELECT A FINISH

"W" Veneer	"G" HPL	"M" TFL	
WAC	GAC	-	Amber Cherry
WRC	GRC	-	Caramel Cherry
WIC	GIC	-	Crimson Cherry
WHC	GHC	-	Honey Cherry
WOC	GOC	-	KoKo Cherry
WSC	-	-	Scotch Cherry
WEW	GEW	-	Executive Walnut
WGW	-	-	Gunstock Walnut
WNW	GNW	-	Natural Walnut
WWP	GWL	-	Designer White
WEC	-	-	Ebony Cherry
WCM	GCM	-	Clear Maple
WWM	GWM	-	Wheat Maple

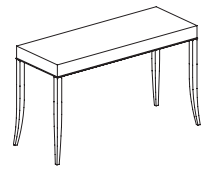
3 SELECT AN EDGE

Edge Profile
Option Not
Available

5 OPTIONS

4 SELECT HARDWARE

Hardware
Option Not
Available



OCCASIONAL AVERY TABLES

CONSOLE TABLE

STANDARD FEATURES

- 1/2" Thick solid hardwood bead detailing around apron
- 3-3/4" Thick top
- Glides
- Flat-cut w/ reverse slip-matched veneer
- Solid hardwood legs

[CLICK HERE TO VIEW PRODUCT INDEX](#)

1 SELECT A STYLE

DIMENSIONS		STYLE NUMBER	LIST PRICE	STYLE NUMBER	LIST PRICE	STYLE NUMBER	LIST PRICE
W" x D" x H"	WGT	"W" Veneer Veneer Top Veneer Chassis		"G" HPL High Pressure Laminate Top Veneer Chassis		"M" TFL Thermally Fused Laminate Top Thermally Fused Laminate Chassis	
48 x 18 x 29	60	DBO4818AV361W	1550	DBO4818AV361G	1550	"M" Option N/A	

2 SELECT A FINISH

"W" Veneer	"G" HPL	"M" TFL	
WAC	GAC	-	Amber Cherry
WRC	GRC	-	Caramel Cherry
WIC	GIC	-	Crimson Cherry
WHC	GHC	-	Honey Cherry
WOC	GOC	-	KoKo Cherry
WSC	-	-	Scotch Cherry
WEW	GEW	-	Executive Walnut
WGW	-	-	Gunstock Walnut
WNW	GNW	-	Natural Walnut
WWP	GWL	-	Designer White
WEC	-	-	Ebony Cherry
WCM	GCM	-	Clear Maple
WWM	GWM	-	Wheat Maple

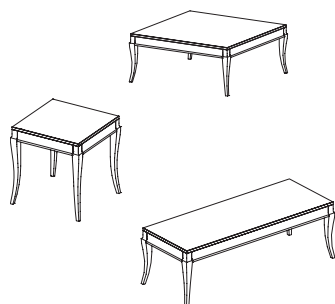
3 SELECT AN EDGE

Edge Profile
Option Not
Available

5 OPTIONS

4 SELECT HARDWARE

Hardware
Option Not
Available



END TABLE AND COCKTAIL TABLE

STANDARD FEATURES

- 3/4" Thick top
- 3-1/2" Apron w/ quarter-cut veneer
- Glides
- Flat-cut w/ reverse slip-match
- Solid hardwood legs

[CLICK HERE TO VIEW PRODUCT INDEX](#)

1 SELECT A STYLE

DIMENSIONS		STYLE NUMBER		LIST PRICE	STYLE NUMBER		LIST PRICE	STYLE NUMBER		LIST PRICE
W" x D" x H"	WGT	"W" Veneer	Veneer Top Veneer Chassis		"G" HPL	High Pressure Laminate Top Veneer Chassis		"M" TFL	Thermally Fused Laminate Top Thermally Fused Laminate Chassis	
End Table										
24 x 24 x 22	40	DBO2424SY366W		1195	DBO2424SY366G		1195	"M" Option N/A		
18 x 18 x 22	35	DBO1818SY366W		1095	DBO1818SY366G		1095	"M" Option N/A		
Cocktail Table										
48 x 18 x 16	50	DBO4818SY369W		1695	DBO4818SY369G		1695	"M" Option N/A		
42 x 42 x 16	65	DBO4242SY369W		1895	DBO4242SY369G		1895	"M" Option N/A		
36 x 36 x 16	55	DBO3636SY369W		1705	DBO3636SY369G		1705	"M" Option N/A		

2 SELECT A FINISH

"W" Veneer	"G" HPL	"M" TFL	
WAC	GAC	-	Amber Cherry
WRC	GRC	-	Caramel Cherry
WIC	GIC	-	Crimson Cherry
WHC	GHC	-	Honey Cherry
WOC	GOC	-	KoKo Cherry
WSC	-	-	Scotch Cherry
WEW	GEW	-	Executive Walnut
WGW	-	-	Gunstock Walnut
WNW	GNW	-	Natural Walnut
WWP	GWL	-	Designer White
WEC	-	-	Ebony Cherry
WCM	GCM	-	Clear Maple
WWM	GWM	-	Wheat Maple

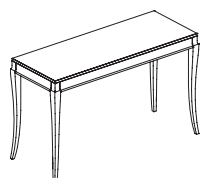
3 SELECT AN EDGE

Edge Profile
Option Not
Available

5 OPTIONS

4 SELECT HARDWARE

Hardware
Option Not
Available



CONSOLE TABLE

STANDARD FEATURES

- 3/4" Thick top
- 3-1/2" Apron w/ quarter-cut veneer
- Glides
- Flat-cut w/ reverse slip-match
- Solid hardwood legs

[CLICK HERE TO VIEW PRODUCT INDEX](#)

1 SELECT A STYLE

DIMENSIONS		STYLE NUMBER	LIST PRICE	STYLE NUMBER	LIST PRICE	STYLE NUMBER	LIST PRICE
W" x D" x H"	WGT	"W" Veneer Veneer Top Veneer Chassis		"G" HPL High Pressure Laminate Top Veneer Chassis		"M" TFL Thermally Fused Laminate Top Thermally Fused Laminate Chassis	
48 x 18 x 29	60	DBO4818SY361W	1895	DBO4818SY361G	1895	"M" Option N/A	

2 SELECT A FINISH

"W" Veneer	"G" HPL	"M" TFL	
WAC	GAC	-	Amber Cherry
WRC	GRC	-	Caramel Cherry
WIC	GIC	-	Crimson Cherry
WHC	GHC	-	Honey Cherry
WOC	GOC	-	KoKo Cherry
WSC	-	-	Scotch Cherry
WEW	GEW	-	Executive Walnut
WGW	-	-	Gunstock Walnut
WNW	GNW	-	Natural Walnut
WWP	GWL	-	Designer White
WEC	-	-	Ebony Cherry

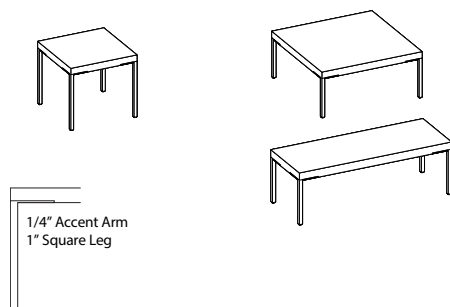
3 SELECT AN EDGE

Edge Profile
Option Not
Available

5 OPTIONS

4 SELECT HARDWARE

Hardware
Option Not
Available

**END TABLE AND CONSOLE TABLE****STANDARD FEATURES**

- 2" Thick top with 3mm hardwood edge band
- Glides
- Brushed nickel legs have accent arms recessed in top edge

[CLICK HERE TO VIEW PRODUCT INDEX](#)
1 SELECT A STYLE

DIMENSIONS		STYLE NUMBER		LIST PRICE	STYLE NUMBER		LIST PRICE	STYLE NUMBER		LIST PRICE
W" x D" x H"	WGT	"W" Veneer	Veneer Top Veneer Chassis		"G" HPL	High Pressure Laminate Top Veneer Chassis		"M" TFL	Thermally Fused Laminate Top Thermally Fused Laminate Chassis	
End Table										
24 x 24 x 22	35	OPO2424ZU366W		950	OPO2424ZU366G		950	"M" Option N/A		
18 x 18 x 22	30	OPO1818ZU366W		905	OPO1818ZU366G		905	"M" Option N/A		
Cocktail Table										
42 x 42 x 16	60	OPO4242ZU369W		1350	OPO4242ZU369G		1350	"M" Option N/A		
36 x 36 x 16	55	OPO3636ZU369W		1325	OPO3636ZU369G		1325	"M" Option N/A		
30 x 30 x 16	45	OPO3030ZU369W		1275	OPO3030ZU369G		1275	"M" Option N/A		
18 x 48 x 16	45	OPO1848ZU369W		1300	OPO1848ZU369G		1300	"M" Option N/A		

2 SELECT A FINISH

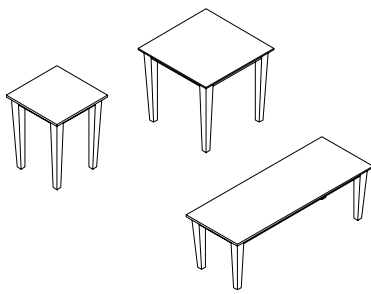
"W" Veneer	"G" HPL	"M" TFL	
WAC	GAC	-	Amber Cherry
WRC	GRC	-	Caramel Cherry
WIC	GIC	-	Crimson Cherry
WHC	GHC	-	Honey Cherry
WOC	GOC	-	KoKo Cherry
WSC	-	-	Scotch Cherry
WEW	GEW	-	Executive Walnut
WGW	-	-	Gunstock Walnut
WNW	GNW	-	Natural Walnut
WWP	GWL	-	Designer White
WEC	-	-	Ebony Cherry
WCM	GCM	-	Clear Maple
WWM	GWM	-	Wheat Maple
WBO	-	-	Blush Oak
WMO	-	-	Mocha Oak
WTO	-	-	Toast Oak
WWO	-	-	Wheat Oak

3 SELECT AN EDGE

Edge Profile
Option Not
Available

5 OPTIONS**4 SELECT HARDWARE**

Hardware
Option Not
Available



OCCASIONAL TABLES

STANDARD FEATURES

- Silver powdercoat. Available in white and black
- Steel tapered leg

[CLICK HERE TO VIEW PRODUCT INDEX](#)

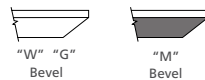
1 SELECT A STYLE

DIMENSIONS		STYLE NUMBER		LIST PRICE	STYLE NUMBER		LIST PRICE	STYLE NUMBER		LIST PRICE
W" x D" x H"	WGT	"W" Veneer	Veneer Top Veneer Chassis		"G" HPL	High Pressure Laminate Top Veneer Chassis		"M" TFL	Thermally Fused Laminate Top Thermally Fused Laminate Chassis	
18 x 18 x 22	60	NSS1818MT539W		875	NSS1818MT539G		875	NSS1818MT539M		729
24 x 24 x 22	65	NSS2424MT539W		1040	NSS2424MT539G		1040	NSS2424MT539M		781
18 x 48 x 16	85	NSS1848MT539W		1280	NSS1848MT539G		1280	NSS1848MT539M		891

2 SELECT A FINISH

"W" Veneer	"G" HPL	"M" TFL	
WGA	-	MGS	Gray Stone On Ash
WTA	-	-	Toasted Coconut on Ash
WWA	-	-	White Suede On Ash
WAC	GAC	-	Amber Cherry
WRC	GRC	-	Caramel Cherry
WIC	GIC	-	Crimson Cherry
WHC	GHC	MHC	Honey Cherry
WOC	GOC	MOC	KoKo Cherry
WSC	-	-	Scotch Cherry
WCM	GCM	-	Clear Maple
WWM	GWM	-	Wheat Maple
WEW	GEW	-	Executive Walnut
WGW	-	MGW	Gunstock Walnut
WJW	-	-	Judicial Walnut
WNW	GNW	-	Natural Walnut
WWP	GWL	MWL	Designer White
WEC	-	-	Ebony Cherry
METAL FINISHES			
MFB	-	-	Black (Premium Finish)
MFS	-	-	Silver
MFW	-	-	White (Premium Finish)

3 SELECT AN EDGE



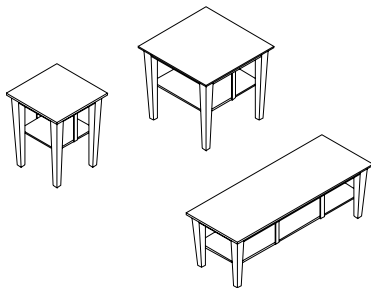
5 OPTIONS

PREMIUM FINISH OPTION

- MFB: Black metal finish - \$50 per leg
- MFW: White metal finish - \$50 per leg

4 SELECT HARDWARE

Hardware
Option Not
Available



NOT SO SQUARE OFFICE

NOT SO SQUARE TABLES

OCCASIONAL TABLES WITH FLOATING SHELF

STANDARD FEATURES

- Shelf is wood/laminate based on style chosen
- Silver powdercoat. Available in white and black
- Steel tapered leg

[CLICK HERE TO VIEW PRODUCT INDEX](#)

1 SELECT A STYLE

DIMENSIONS		STYLE NUMBER	LIST PRICE	STYLE NUMBER	LIST PRICE	STYLE NUMBER	LIST PRICE
W" x D" x H"	WGT	"W" Veneer Veneer Top Veneer Chassis		"G" HPL High Pressure Laminate Top Veneer Chassis		"M" TFL Thermally Fused Laminate Top Thermally Fused Laminate Chassis	
18 x 18 x 22	65	NSS1818MT540W	975	NSS1818MT540G	975	NSS1818MT540M	827
24 x 24 x 22	70	NSS2424MT540W	1185	NSS2424MT540G	1185	NSS2424MT540M	925
18 x 48 x 16	90	NSS1848MT540W	1425	NSS1848MT540G	1425	NSS1848MT540M	1036

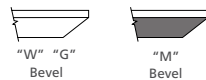
2 SELECT A FINISH

"W" Veneer	"G" HPL	"M" TFL	
WGA	-	MGS	Gray Stone On Ash
WTA	-	-	Toasted Coconut on Ash
WWA	-	-	White Suede On Ash
WAC	GAC	-	Amber Cherry
WRC	GRC	-	Caramel Cherry
WIC	GIC	-	Crimson Cherry
WHC	GHC	MHC	Honey Cherry
WOC	GOC	MOC	KoKo Cherry
WSC	-	-	Scotch Cherry
WCM	GCM	-	Clear Maple
WWM	GWM	-	Wheat Maple
WEW	GEW	-	Executive Walnut
WGW	-	MGW	Gunstock Walnut
WJW	-	-	Judicial Walnut
WNW	GNW	-	Natural Walnut
WWP	GWL	MWL	Designer White
WEC	-	-	Ebony Cherry

METAL FINISHES

MFB	-	-	Black (Premium Finish)
MFS	-	-	Silver
MFW	-	-	White (Premium Finish)

3 SELECT AN EDGE



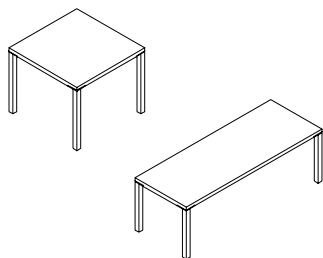
5 OPTIONS

PREMIUM FINISH OPTION

- MFB: Black metal finish - \$50 per leg
- MFW: White metal finish - \$50 per leg

4 SELECT HARDWARE

Hardware
Option Not
Available



METAL ACCENT TABLE

STANDARD FEATURES

- 1 - 1/4" Thick Top flat edge only
- 1" Square metal leg with 5" x 1/4" metal accent edge
- Brushed nickel leg

[CLICK HERE TO VIEW PRODUCT INDEX](#)

1 SELECT A STYLE

DIMENSIONS		STYLE NUMBER		LIST PRICE	STYLE NUMBER		LIST PRICE	STYLE NUMBER		LIST PRICE
W" x D" x H"	WGT	"W" Veneer	Veneer Top Veneer Chassis		"G" HPL	High Pressure Laminate Top Veneer Chassis		"M" TFL	Thermally Fused Laminate Top Thermally Fused Laminate Chassis	
18 x 18 x 19.5	50	NSS1818HP370W		905	NSS1818HP370G		905	NSS1818HP370M		702
24 x 24 x 19.5	60	NSS2424HP370W		935	NSS2424HP370G		935	NSS2424HP370M		754
30 x 30 x 16	70	NSS3030HP370W		1265	NSS3030HP370G		1265	NSS3030HP370M		866
36 x 36 x 16	80	NSS3636HP370W		1315	NSS3636HP370G		1315	NSS3636HP370M		933
18 x 36 x 16	70	NSS1836HP370W		1870	NSS1836HP370G		1870	NSS1836HP370M		866
18 x 48 x 16	80	NSS1848HP370W		1300	NSS1848HP370G		1300	NSS1848HP370M		933

2 SELECT A FINISH

"W" Veneer	"G" HPL	"M" TFL	
WGA	-	MGS	Gray Stone On Ash
WTA	-	-	Toasted Coconut on Ash
WWA	-	-	White Suede On Ash
WAC	GAC	-	Amber Cherry
WRC	GRC	-	Caramel Cherry
WIC	GIC	-	Crimson Cherry
WHC	GHC	MHC	Honey Cherry
WOC	GOC	MOC	KoKo Cherry
WSC	-	-	Scotch Cherry
WCM	GCM	-	Clear Maple
WWM	GWM	-	Wheat Maple
WEW	GEW	-	Executive Walnut
WGW	-	MGW	Gunstock Walnut
WJW	-	-	Judicial Walnut
WNW	GNW	-	Natural Walnut
WWP	GWL	MWL	Designer White
WEC	-	-	Ebony Cherry

3 SELECT AN EDGE

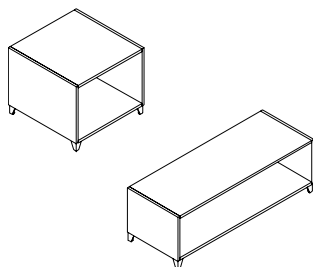


Flat 3 mm

4 SELECT HARDWARE

Hardware
Option Not
Available

5 OPTIONS



NOT SO SQUARE OFFICE

NOT SO SQUARE TABLES

OPEN CUBE TABLE

STANDARD FEATURES

- 1-1/4" Top flat edge
- Steel tapered leg
- Standard Silver Feet (optional White, Black)

[CLICK HERE TO VIEW PRODUCT INDEX](#)

1 SELECT A STYLE

DIMENSIONS		STYLE NUMBER		LIST PRICE	STYLE NUMBER		LIST PRICE	STYLE NUMBER		LIST PRICE
W" x D" x H"	WGT	"W" Veneer	Veneer Top Veneer Chassis		"G" HPL	High Pressure Laminate Top Veneer Chassis		"M" TFL	Thermally Fused Laminate Top Thermally Fused Laminate Chassis	
18 x 18 x 20	55	NSS1818HP371W		905	NSS1818HP371G		905	NSS1818HP371M		647
24 x 24 x 20	65	NSS2424HP371W		985	NSS2424HP371G		985	NSS2424HP371M		714
18 x 36 x 16	80	NSS1836HP371W		1160	NSS1836HP371G		1160	NSS1836HP371M		831
18 x 48 x 16	95	NSS1848HP371W		1240	NSS1848HP371G		1240	NSS1848HP371M		887

2 SELECT A FINISH

"W" Veneer	"G" HPL	"M" TFL	
WGA	-	MGS	Gray Stone On Ash
WTA	-	-	Toasted Coconut on Ash
WWA	-	-	White Suede On Ash
WAC	GAC	-	Amber Cherry
WRC	GRC	-	Caramel Cherry
WIC	GIC	-	Crimson Cherry
WHC	GHC	MHC	Honey Cherry
WOC	GOC	MOC	KoKo Cherry
WSC	-	-	Scotch Cherry
WCM	GCM	-	Clear Maple
WWM	GWM	-	Wheat Maple
WEW	GEW	-	Executive Walnut
WGW	-	MGW	Gunstock Walnut
WJW	-	-	Judicial Walnut
WNW	GNW	-	Natural Walnut
WWP	GWL	MWL	Designer White
WEC	-	-	Ebony Cherry
METAL FINISHES			
MFB	-	-	Black (Premium Finish)
MFS	-	-	Silver
MFW	-	-	White (Premium Finish)

3 SELECT AN EDGE



4 SELECT HARDWARE

Hardware
Option Not
Available

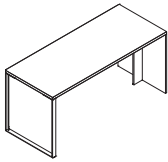
5 OPTIONS

PREMIUM FINISH OPTION

- MFB: Black metal finish - \$25 per foot
- MFW: White metal finish - \$25 per foot

BASE MODIFICATIONS

RUNOFF SLEIGH BASE



STYLE NUMBER
24" Metal Sleigh Base
SSB24
30" Metal Sleigh Base
SSB30
36" Metal Sleigh Base
SSB36

LIST PRICE
450
475
495

SPECIFICATIONS
- Metal Sleigh base - standard in silver finish

Available: - Central, NOT SO square, Spaces

COMPUTER SUPPORT

DELUXE SINGLE MONITOR ARM W/ USB POST



STYLE NUMBER
MA1952

LIST PRICE
495

SPECIFICATIONS
- (4) 2.0 USB Ports
- Post Length: 22-1/2"H, Post Base Requires 80mm Dia. Hole
- Spring Assist - Full Movement Arm, Arm Extends Up To 13 - 3/8"
- Supports Screens Up To 24", Swivels 180 degrees - Mount Plate Tilts 85 degrees
- Arm: Die Cast Aluminum

Notes
- Surface Factory Bored / Ready To Install

Available: - All DARRAN Collections

COMPUTER SUPPORT

DELUXE DOUBLE MONITOR ARM W/ USB POST



STYLE NUMBER
MA2952

LIST PRICE
795

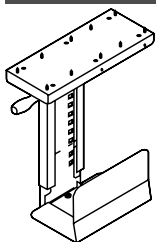
SPECIFICATIONS
- (4) 2.0 USB Ports
- Post Length: 22-1/2"H, Post Base Requires 80mm Dia. Hole
- Spring Assist - Full Movement Arm, Arm Extends Up To 13 - 3/8"
- Supports Screens Up To 24", Swivels 180 degrees - Mount Plate Tilts 85 degrees
- Arm: Die Cast Aluminum

Notes
- Surface Factory Bored / Ready To Install
- Can Accommodate Up To 4 Monitors By Ordering Extra Double Arms.
1 Extra Arm and 1 Double Clamp - Add\$305

Available: - All DARRAN Collections

COMPUTER SUPPORT

CPU RETRACTABLE CRADLE



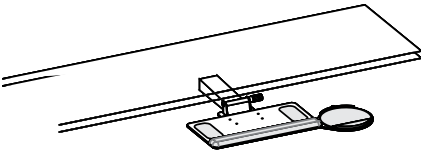
STYLE NUMBER
K18

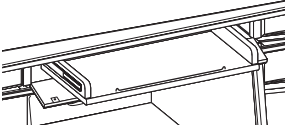
LIST PRICE
195


SPECIFICATIONS
- Black Metal CPU Carriage
- Full 360° swivel capability allows easy access to rear of CPU for cables / wires
- Track allows 8- 1/2" extension
- Width Adjustment 5-1/2" to 9-1/4"
- Height adjustment 14- 5/8" to 20- 1/2"
- Black epoxy finish

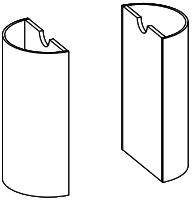
Notes
- Factory Installed

Available: - All DARRAN Collections

COMPUTER SUPPORT		ARTICULATING KEYBOARD TRAY	
	STYLE NUMBER	LIST PRICE	SPECIFICATIONS
	<i>Factory Installed</i>		- Adjusts effortlessly - A simple one-handed motion allows the keyboard to be repositioned instantly, without the use of locks or levers
	K28	375	- Encourages low-risk postures - Maximizes adjustability within a safe operating range.
	<i>Field Installed</i>		- Will last a lifetime - Exceeds all applicable BIFMA Standards and comes with a lifetime guarantee.
	K28F	395	
Notes			
- Factory Installed (standard)			
- FIELD INSTALL - \$395			
Available: - All DARRAN Collections			

COMPUTER SUPPORT		TRADITIONAL PULL-OUT DRAWER WITH KEYBOARD TRAY	
	STYLE NUMBER	LIST PRICE	SPECIFICATIONS
	K21	450	- Traditional Pull-out Drawer w/Keyboard Tray
Available: - Jamestown			

CONFERENCE DESK SUPPORT POST OPTIONS			WOOD DRUM
	STYLE NUMBER	LIST PRICE	SPECIFICATIONS
	<i>6" Diameter Drum</i>		- Available in Walnut / Cherry / Maple
	B6	395	- Adjustable levelers
			- Replaces standard metal round legs
Notes			
- Specify Finish			
Available: - Central Park, NOT SO square			

CONFERENCE DESK SUPPORT POST OPTIONS			WOOD HALF DRUM
	STYLE NUMBER	LIST PRICE	SPECIFICATIONS
	<i>8" Half Drum</i>		- Available in Walnut / Cherry / Maple
	HC08	695	- Adjustable levelers
	<i>16" Diameter Drum</i>		Notes
	HC16	895	- Specify Finish
Available: - Central Park, NOT SO square, Richmond Park			

CONFERENCE DESK SUPPORT POST OPTIONS

METAL OVAL "T" BASE



STYLE NUMBER

Silver

32MOTS

Black

32MOTB

LIST PRICE

595

595

SPECIFICATIONS

- 3" x 1" Aluminum square extrusion
- Leveler adjustment
- Oval Post

Available: - Silver or Black

DOOR MODIFICATIONS

SOFT CLOSE DOOR HINGE



STYLE NUMBER

D9SC

LIST PRICE

15 Per Door

SPECIFICATIONS

- Snap onto standard door hinge
- Requires (1) per door
- Max door height 43"
- Factory installed where specified
- Individually shipped for field installation

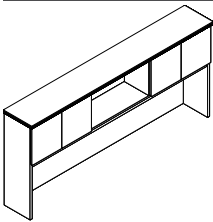
Notes

- Specify Each Item To Have Slow Close Feature

Available: - All DARRAN Collections

DOOR MODIFICATIONS

DELETE DOORS



STYLE NUMBER

D6

LIST PRICE

N/C

SPECIFICATIONS

- Standard Door overheads and cabinets can have door deleted for open access. Modification of hinge rails and structural components are made face ready.

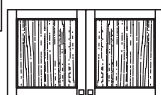
Available: - All DARRAN Collections

DOOR MODIFICATIONS

REPLACE GLASS DOOR WITH VENEER DOOR



Beveled Glass Door



Solid Hardwood Frame Door w/ Veneer Insert - Only Available on "W" Styles

STYLE NUMBER

DWI2

LIST PRICE

N/C

SPECIFICATIONS

- Replace glass door insert with veneer insert

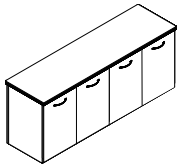
Notes

- Not Available on "M" skus

Available: - Capitol Park, Jamestown, Prado

DOOR MODIFICATIONS

DELETE DOORS/REPLACE BLACK LAMINATE SHELF W/ FINISHED SHELF



STYLE NUMBER
D6A

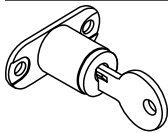
LIST PRICE
N/C

SPECIFICATIONS
- Delete doors and replace black laminate shelf with finished shelf

Available: - All Storage Credenzas ("W"/"G" Styles)

DOOR MODIFICATIONS

PANEL DOOR LOCK



STYLE NUMBER
D2

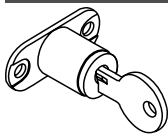
LIST PRICE
95 Per Door Set

SPECIFICATIONS
- Door Locks - 1 Door w/ Lock, Other Door w/ Catch Latch
- Contact Customer Service regarding limited lock locations and keying.

Available: - Panel Doors and Wood Frame Doors

DOOR MODIFICATIONS

GLASS DOOR LOCK



STYLE NUMBER
D2-G

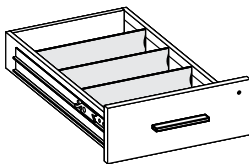
LIST PRICE
195 Per Door Set

SPECIFICATIONS
- Door Locks - 1 Door w/ Lock, Other Door w/ Catch Latch
- Contact Customer Service regarding limited lock locations and keying.

Available: - Glass Doors

DOOR MODIFICATIONS

BOX DRAWER ACCESSORIES



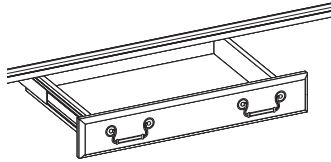
STYLE NUMBER
Wood Drawer Dividers w/ Clips
K-DIV
Single Tray - Utility Tray
K-Sut

LIST PRICE
SET OF 3 - 30
30 each

SPECIFICATIONS
- K-DIV Extra Wood Drawer Dividers with Clips, Top Box drawers standard with 1 divider
- K-SUT Single Tray - Utility Tray, Specify Legal or Letter drawer width

Available: - All DARRAN Collections

DRAWER OPTIONS **TRADITIONAL CENTER DRAWER**



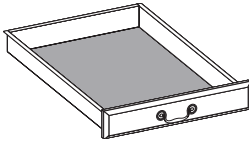
STYLE NUMBER
K17

LIST PRICE
225

SPECIFICATIONS
- Standard on desks in Jamestown Collection. Optional center drawers available for bullet conference desk, kneespace credenzas and corner units. 3 ply hardwood drawer / dowel construction profile shaped drawer front. Specify pull choice.

Available: - Jamestown

DRAWER OPTIONS **BLACK DURA-LEATHER DRAWER BOTTOM COVERS**



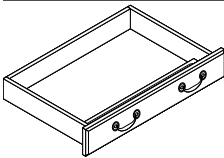
STYLE NUMBER
P2

LIST PRICE
75

SPECIFICATIONS
- Center drawer and Box/Tray drawers are covered in Black Dura-leather that adds a prestigious touch.

Available: - Jamestown

DRAWER OPTIONS **FINISHED TRADITIONAL CENTER DRAWER**



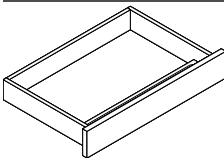
STYLE NUMBER
K30

LIST PRICE
195

SPECIFICATIONS
- Veneer drawer front finished to match unit veneer. Edges are scalloped to match standard drawers.
- Standard with matching wood grain pencil tray
- Pulls selected to match unit installed

Available: - Richmond Park

DRAWER OPTIONS **FINISHED CENTER DRAWER**

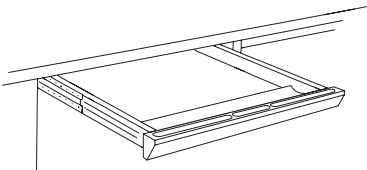


STYLE NUMBER
K31

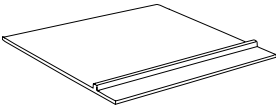
LIST PRICE
195

SPECIFICATIONS
- Veneer drawer front finished to match unit W or G style veneer.
- Ball bearing smooth operation
- Drawer has lifetime guarantee
- Standard with matching wood grain pencil tray
- Laminate drawer front to match laminate unit (M style)

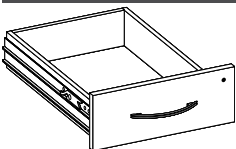
Available: - Central Park, NOT SO square

DRAWER OPTIONS		PRADO/SPACES CENTER DRAWER - VENEER BOTTOM	
	STYLE NUMBER	LIST PRICE	SPECIFICATIONS
	<i>Factory Installed</i>		- Solid hardwood front beveled and rounded with recessed pencil tray.
	K1	275	
	<i>Field Installed</i>		
	K1BVF	275	

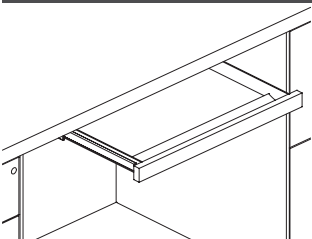
Available: - Prado, Spaces

DRAWER OPTIONS		FELT BOTTOM CENTER DRAWER INSERT LINER	
	STYLE NUMBER	LIST PRICE	SPECIFICATIONS
	K3	95	- Inserts into center drawer and features divider for open pen and pencil storage. Removable for easy cleaning. - Adds a luxurious touch to center drawers. - Color: Dark Brown Coal

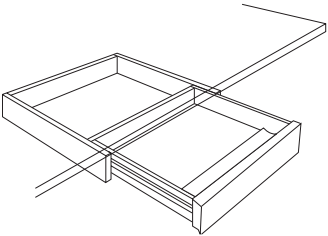
Available: - All DARRAN Collections

DRAWER OPTIONS		WOOD DRAWER UPGRADE	
	STYLE NUMBER	LIST PRICE	SPECIFICATIONS
	P33	40 Per Drawer	- Dowel joint construction - Hardwood veneer multi-ply drawer - UV finish - 1/4" Wood veneer bottoms - File drawer bottoms are five block reinforced for heavy weight capacity - Lifetime guaranteed

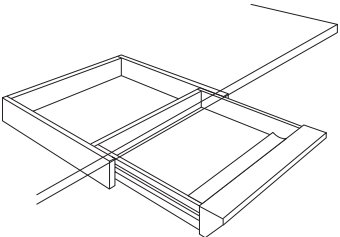
Available: - Central Park, Capitol Park, NOT SO square, Richmond Park

DRAWER OPTIONS		CENTER DRAWER	
	STYLE NUMBER	LIST PRICE	SPECIFICATIONS
	<i>Factory Installed</i>		- Center Drawer - Factory Installed, Center Drawer - Field Installed
	K1R	275	
	<i>Field Installed</i>		
	K1RF	275	


Available: - Rift

DRAWER OPTIONS		CENTER DRAWER WITH SKIRT	
	STYLE NUMBER	LIST PRICE	SPECIFICATIONS
	<i>Factory Installed</i>		- Center Drawer - Factory Installed, Center Drawer - Field Installed
	K2R	375	
	<i>Field Installed</i>		
	K2RF	375	

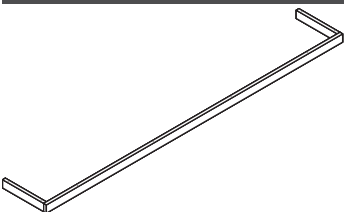
Available: - Rift

DRAWER OPTIONS		BEVELED FRONT CENTER DRAWER WITH SKIRT - FINISHED	
	STYLE NUMBER	LIST PRICE	SPECIFICATIONS
	<i>Factory Installed</i>		- Center Drawer with Skirt - Factory Installed, For use on Conference Desks, P Tops, Elliptical Tops, Bullets, and Desk Shells. Solid hardwood skirt conceals drawer suspensions on sides and approach. Solid wood drawer front and skirt finished to match unit Veneer and color. Ball bearing for smooth operation. Utility tray standard. Drawer has lifetime guarantee.
	K2	375	
	<i>Field Installed</i>		
	K2-F	375	- K2-F Center Drawer with Skirt - Field Installed

Available: - Conference Desks

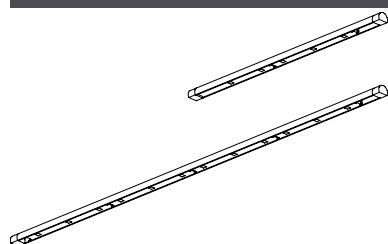
LIGHTING		LT-LED TASK LIGHT	
	STYLE NUMBER	LIST PRICE	SPECIFICATIONS
	LT-LED24	90	- Anodized aluminum finish
	LT-LED48	165	- Tilting beam allows adjustability
	LT-LED60	180	- Switch with dimming control
	LC22	20	- 50,000 hour life
			- 12V power drive standard with each task light 30 watt max
			Notes
			- LC22: 20" LT-LED Task light linking cable

Available: - All DARRAN Collections

LIGHTING		DELETE TASK LIGHT CONCEALMENT APRON RAIL	
	STYLE NUMBER	LIST PRICE	SPECIFICATIONS
	WAR-D	Deduct 125	- Delete Tasklight Concealment apron rail when a task light is not used on a wall hung unit

Available: - Wall Hung Units

LIGHTING **SLIM LINE ALUMINUM LED TASK LIGHT**



STYLE NUMBER

LED24
LED48
LED60
DPC

LIST PRICE

315
445
555
Deduct 85 per task light

SPECIFICATIONS

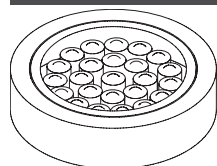
- Anodized aluminum finish
- Tilting beam allows adjustability
- Switch with dimming control
- 50,000 hour life
- 12V power drive standard with each task light 30 watt max

Notes

- Link multiple tasklights up to 30W of power wattage. Deletes 1 power drive

Available: - Rift and Spaces

LIGHTING **LED INTERIOR CABINET PUCK LIGHT**



STYLE NUMBER

LEDPK
PK

LIST PRICE

295
125

SPECIFICATIONS

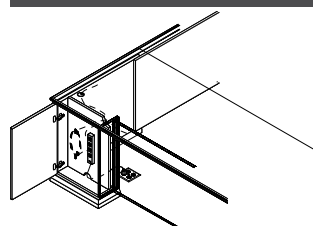
- (1) LED Puck Light with 30W power drive and switch
- Recessed fixture
- 12V linking cord 98"L
- Silver finish
- 50,000 hour life
- 2 watt per light

Notes

- Power drive included, Light only

Available: - Overhead/Tower Units with glass doors or no doors

PEDESTAL MODIFICATIONS **BREAKFRONT PEDESTAL WITH WIRE MANAGEMENT CAVITY DOOR**



STYLE NUMBER

PC10

LIST PRICE

95

SPECIFICATIONS

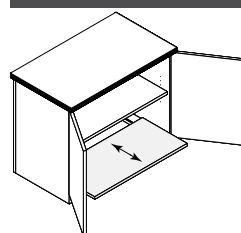
- Hinged pedestal front door offers easy access for wire management
- Wire hooks provide wire coil storage
- Wire access openings allow access to floor, cabinets interior and kneespace
- Cabinet interior is black finish
- Top grommet is positioned over cavity for access ease
- (Power Strip Optional)

Notes

- Not Available In Richmond Park
- Breakfront Chassis Only

Available: - All DARRAN Collections (N/A on Jamestown and Rift)

PEDESTAL MODIFICATIONS **BLACK LAMINATE PULLOUT BOTTOM SHELF**



STYLE NUMBER

PPOS

LIST PRICE

214

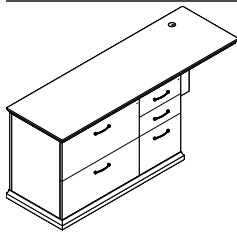
SPECIFICATIONS

- Black Laminate pullout shelf on suspension
- Black grommet
- Adjustable Shelf

Available: - All DARRAN Collections

PEDESTAL MODIFICATIONS

ADD VENEER KNEESPACE CABINETS - BASE



Available: - Capitol Park, Jamestown, Prado, Richmond Park

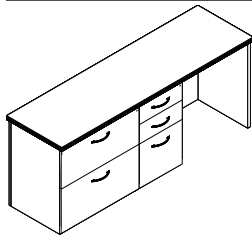
STYLE NUMBER	LIST PRICE
<i>Add Box/Box/File or File/File</i>	
P40B	985
<i>Add Lateral File 29" W</i>	
P41B	1205
<i>Add Multi-File - 31"W</i>	
P42B	1205
<i>Add Storage With Doors 29"W</i>	
P43B	1095
<i>Add CPU /Printer Cabinet - Open</i>	
P44B	1095

SPECIFICATIONS
- Multi-file specify Box/Box Left or Right

Notes
- Add additional Standard Cabinets To Kneespace Area.

PEDESTAL MODIFICATIONS

ADD VENEER KNEESPACE CABINETS - NO BASE



Available: - Central Park, NOT SO square

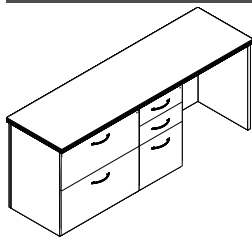
STYLE NUMBER	LIST PRICE
<i>Add Box/Box/File or File/File</i>	
P40W	875
<i>Add Lateral File 29" W</i>	
P41W	985
<i>Add Multi-File - 31"W</i>	
P42W	1095
<i>Add Storage With Doors 29"W</i>	
P43W	985
<i>Add CPU /Printer Cabinet - Open</i>	
P44W	985

SPECIFICATIONS
- Multi-file specify Box/Box Left or Right

Notes
- Add additional Standard Cabinets To Kneespace Area.

PEDESTAL MODIFICATIONS

ADD TFL KNEESPACE CABINETS - NO BASE



Available: - Central, NOT SO square (TFL products)

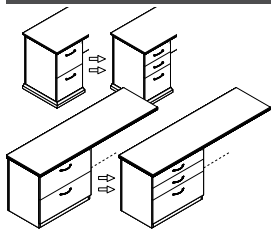
STYLE NUMBER	LIST PRICE
<i>Add Box/Box/File or File/File</i>	
P40M	688
<i>Add Lateral File 29" W</i>	
P41M	853
<i>Add Multi-File - 31"W</i>	
P42M	963
<i>Add Storage With Doors 29"W</i>	
P43M	765
<i>Add CPU /Printer Cabinet - Open</i>	
P44M	875

SPECIFICATIONS
- Multi-file specify Box/Box Left or Right

Notes
- Add additional Standard Cabinets To Kneespace Area.

PEDESTAL MODIFICATIONS

MODIFY FILE/FILE TO BOX/BOX/FILE



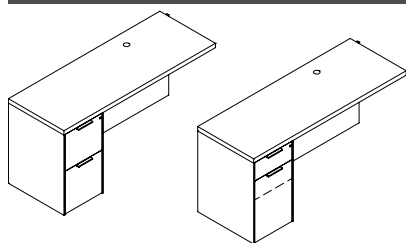
Available: - All DARRAN Collections

STYLE NUMBER	LIST PRICE
<i>File/File to Box/Box/File</i>	
P6	50 per pedestal
<i>Box/Box/File to File/File</i>	
P6	50 per pedestal
<i>Lateral File to 2 Box Drawers</i>	
P8	95 per pedestal

SPECIFICATIONS
- Modify File/File To Box/Box/File - Any Unit

PEDESTAL MODIFICATIONS

MODIFY FILE/FILE TO BOX/HIDDEN BOX/FILE



STYLE NUMBER

File/File to Box/Box/File

P6H

LIST PRICE

95 per pedestal

Lateral File to 2 Box Drawers

P8

95

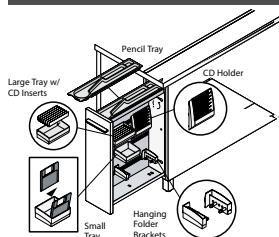
SPECIFICATIONS

- Modify File/File To Box/Hidden Box/File - Any Unit

Available: - Rift

PEDESTAL MODIFICATIONS

WORKSTATION DESK ORGANIZER TOWER PEDESTAL



STYLE NUMBER

P-20A

LIST PRICE

995

SPECIFICATIONS

- Organizer Tower pedestal is added to hookup end of workstation desk. Organizer drawer pulls out under kneespace of bridges and returns.
- Accessories include: Pencil Tray, Large Tray w/ CD Inserts, Small Tray, CD Holder, Hanging Folder Brackets

Notes

- Cannot be used when keyboards are present on Bridges and Returns

Available: - All Freestanding Hook Up Desks

POWER / DATA

COVE



STYLE NUMBER

Rectangle Power Unit

PD-Cove

LIST PRICE

550

Cove Linking System Starter Kit

COV-DCH

710

Plug Starter

COV-DCP

765

Linking Power

COV-DCL

575

SPECIFICATIONS

- 2 Power, 2 USB
- Hardwire Starter, Hardwire Infeed and 1 Unit
- Plug Starter, Plug Infeed and 1 Unit
- Linking Power, 1 Unit and 72" Jumper

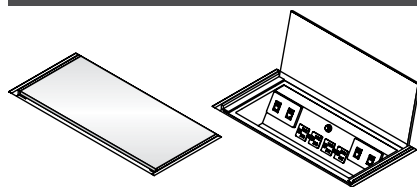
Notes

- Standard Location Top Right

Available: - All DARRAN Collections

POWER / DATA

FLUSH DATA BAY ANODIZED ALUMINUM DOOR



STYLE NUMBER

PDFAA

LIST PRICE

1195

RJ-11 Connector

RJ11

35 ea

RJ - 45 Connector

RJ45

35 ea

Add wood veneer door

250

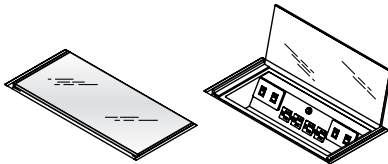
SPECIFICATIONS

- SIZE: 13- 3/4" L x 6- 3/8" W
- (4) 15 AMP receptacles
- Available cord or hardware.
- (2) Openings for telecom plates (2 total)
- Available Factory installed voice/data connectors up to (2) per teleplate. (2) Telecom plates total
- Specify 1 or 2 Connectors per Telecom Plate:
- Available on: Top Surface


Notes

- Specify Cord or Hardwire
- Specify Connector
- Undertop wire mgmt base / trough or channel
- Surface Location


Available: - Top Surfaces

POWER / DATA		FLUSH DATA BAY - FROSTED GLASS DOOR	
	STYLE NUMBER	LIST PRICE	SPECIFICATIONS
	PDFAF	1095	- SIZE: 13- 3/4" L x 6-3/8" W
	RJ-11 Connector		- (4) 15 AMP receptacles
	RJ11	35 ea	- Available cord or hardwire.
	RJ - 45 Connector		- (2) Openings for telecom plates (2 total)
	RJ45	35 ea	- Available Factory installed voice/data connectors up to (2) per teleplate. (2) Telecom plates total
			- Specify 1 or 2 Connectors per Telecom Plate:
			- Available on: Top Surface
Notes - Specify Cord or Hardwire - Specify Connector - Undertop wire mgmt base / trough or channel - Surface Location			


Available: - Top Surfaces

POWER / DATA		MULTI-DOCKING STATION	
	STYLE NUMBER	LIST PRICE	SPECIFICATIONS
	PD310	195	- Central location dock to plug and download files directly to your computer from iphones, MP3 players and digital cameras.
			- (3) USB 2.0 Ports - Type A
			- (2) Card reader for SD / SDHC / MMC, MS Pro / Duo slots
			- (2) External jacks 3.5mm headphone & microphone
			- 100 - 240V AC/DC 2A adapter
			- 6' Digital cable
			- 3- 1/2" Diameter
			- Black finish
Notes - Factory Installed			

Available: - All DARRAN Collections

POWER / DATA		POWER/DATA CENTER	
	STYLE NUMBER	LIST PRICE	SPECIFICATIONS
	UDT2/VD-SM	350	- 6.5" Power/Data Center
			- 2 Power Receptacles
			- Telecom Plate Cutout
			- 72" power cord
Notes - Connectors sold separately			

Available: - Vertical applications and apron rails

POWER / DATA		POWER SUPPLY CORDSET	
	STYLE NUMBER	LIST PRICE	SPECIFICATIONS
	PD717	95	- SIZE: 10.75" L x 2.0" W x 1.06" H
			- (5) Outlets w/ 10' cord
			- Surge suppression (720 Joules)
			- 15 Amp breaker
			- Available on: Vertical Panels, Cabinet Interiors, and under tops

Available: - All DARRAN Collections

POWER / DATA

TELECOM PLATE - HDMI



STYLE NUMBER
HDMI

LIST PRICE
155

SPECIFICATIONS
- 1 HDMI w/ 36" patchcord

Available: - All DARRAN Collections

POWER / DATA

TELECOM PLATE - HDMI/DVI



STYLE NUMBER
HDMI/DVI

LIST PRICE
325

SPECIFICATIONS
- 1 HDMI w/ 36" patchcord
- DVI Inline F/F

Available: - All DARRAN Collections

POWER / DATA

TELECOM PLATE - HDMI/USB



STYLE NUMBER
HDMI/USB

LIST PRICE
205

SPECIFICATIONS
- 1 HDMI w/ 36" patchcord
- USB Type A/A w/ 72" patchcord

Available: - All DARRAN Collections

POWER / DATA

TELECOM PLATE - HDMI/VGA



STYLE NUMBER
HDMI/VGA

LIST PRICE
240

SPECIFICATIONS
- 1 HDMI w/ 36" patchcord
- 15 pin VGA w/ 60" patchcord

Available: - All DARRAN Collections

POWER / DATA

TELECOM PLATE - USB/USB



STYLE NUMBER
USB/USB

LIST PRICE
140

SPECIFICATIONS
- 2 USB(s) A/A w/ 72" patchcord

Available: - All DARRAN Collections

POWER / DATA

TELECOM PLATE - VGA/MINI STEREO



STYLE NUMBER
VGA/Mini Stereo

LIST PRICE
155

SPECIFICATIONS
- 15 Pin VGA w/ 60" patchcord
- 3.5 audio jack

Available: - All DARRAN Collections

POWER / DATA

TELECOM PLATE - VGA/USB



STYLE NUMBER
VGA/USB

LIST PRICE
175

SPECIFICATIONS
- 15 pin VGA w/ 60" patchcord
- USB Type A/A w/ 72" patchcord

Available: - All DARRAN Collections

POWER / DATA

VILLA



STYLE NUMBER
VIL-C
RJ - 45 Connector
RJ45

LIST PRICE
515

35 ea

SPECIFICATIONS
- Available in Black or Silver
- Flush lift lid with wire management brush
- 72" power cord
- Standard with (2) power receptacles
- (2) USB charging ports
- (2) Kos for RJ45 data ports

Available: - Top Surfaces

PRODUCT MODIFICATIONS		MODIFY WIDTH - OPEN KNEESPACE	
STYLE NUMBER	LIST PRICE	SPECIFICATIONS	
MOD-1	125	- Modify width down on any unit with an open kneespace: desk, workstation credenza, bridge, return	

Available: - All DARRAN Collections

PRODUCT MODIFICATIONS		MODIFY WIDTH - OPEN/CLOSED STORAGE	
STYLE NUMBER	LIST PRICE	SPECIFICATIONS	
MOD-2	250	- Modify width down on any unit with open or closed storage section: overheads, wall hung units, storage credenzas, towers	

Available: - All DARRAN Collections

PRODUCT MODIFICATIONS		MODIFY WIDTH - OUTSIDE OF MOD-1, MOD-2	
STYLE NUMBER	LIST PRICE	SPECIFICATIONS	
MOD-3	Contact Factory for Pricing	- Width modification outside of MOD-1 & MOD-2	

Available: - All DARRAN Collections

PRODUCT MODIFICATIONS		MODIFY WIDTH - TACKBOARD, SLAT WALL, VENEER PANEL, OR A GLASSBOARD	
STYLE NUMBER	LIST PRICE	SPECIFICATIONS	
MOD-4	50	- Modify width down on tackboard, slat wall, veneer panel, or a overhead glassboard	

Available: - All DARRAN Collections

PRODUCT MODIFICATIONS MODIFY DEPTH - DECREASE DEPTH

STYLE NUMBER	LIST PRICE	SPECIFICATIONS
MOD-5	125	- Modify depth down (minimum depth for a unit with drawers is 21"D)
Notes - Ex. 24" to 21", 30" to 24", and 36" to 30"		

Available: - All DARRAN Collections

PRODUCT MODIFICATIONS MODIFY DEPTH - INCREASE DEPTH

STYLE NUMBER	LIST PRICE	SPECIFICATIONS
MOD-6	Add 10%	- Increase depth
Notes - Ex. 24" to 30", 30" to 36", and 36" to 42"		

Available: - All DARRAN Collections. Excludes Rift.

PRODUCT MODIFICATIONS MODIFY HEIGHT

STYLE NUMBER	LIST PRICE	SPECIFICATIONS
MOD-7	Contact Factory for Pricing	- Modify height of a unit

Available: - All DARRAN Collections

PRODUCT MODIFICATIONS MODIFY CONFERENCE TABLE LENGTH AND WIDTH - 1 PIECE TOP

STYLE NUMBER	LIST PRICE	SPECIFICATIONS
MOD-8	125	- Modify length/width down on a 1 piece table top

Available: - All DARRAN Collections

PRODUCT MODIFICATIONS

MODIFY CONFERENCE TABLE LENGTH AND WIDTH - 2/3 PIECE TOP

STYLE NUMBER
MOD-9

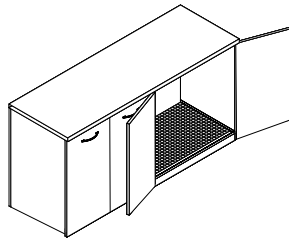
LIST PRICE
250

SPECIFICATIONS
- Modify length/width down on a 2 or 3 piece table top

Available: - All DARRAN Collections

REFRIGERATOR MODIFICATION

REFRIGERATOR CABINET MODIFICATION



STYLE NUMBER
REF01

LIST PRICE
195

SPECIFICATIONS
- Open back
- Moisture sponge mat
- Contaminate ledge
- Contact customer service for maximum refrigerator size.

Available: - Storage Credenzas

SHAPED TOPS

OVERHEAD/WALL HUNG SHAPED TOP

STYLE NUMBER
99"W - 105"W
TOH-1
58"W - 93"W
TOH-2
29"W - 47"W
TOH-3

LIST PRICE
405
315
203

SPECIFICATIONS
- Shaped tops for overheads and wall hungs

Available: - Central Park

SHAPED TOPS

BOOKCASE SHAPED TOP

STYLE NUMBER
29"W - 35"W
TOH-4

LIST PRICE
203

SPECIFICATIONS
- Shaped tops for bookcases

Available: - Central Park

SHAPED TOPS

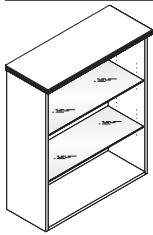
TOWER SHAPED TOP

STYLE NUMBER	LIST PRICE	SPECIFICATIONS
16" Single Width Tower		- Shaped tops for towers
TOH-5	158	
29"W - 46"W Tower		
TOH-6	203	

Available: - Central Park

SHELF MODIFICATIONS

GLASS SHELVES - TEMPERED FULL WIDTH 26" - 35"

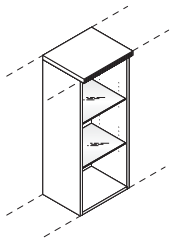


STYLE NUMBER	LIST PRICE	SPECIFICATIONS
26"W - 35"W x 14"D Shelf		- Glass Shelves Replace Wood Shelf In Open Or Glass Door Cabinet. Also Order Interior Cabinet Lighting.
GS14F	85	

Available: - All DARRAN Collections

SHELF MODIFICATIONS

TEMPERED GLASS SHELVES FOR HALF CABINET 17- 1/2" WIDTHS

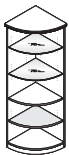


STYLE NUMBER	LIST PRICE	SPECIFICATIONS
14-1/2"W - 17- 1/2"W x 14"D Shelf		- Glass Shelves Replace Wood Shelf In Open Or Glass Door Cabinet. Also Order Interior Cabinet Lighting.
GS14H	65 ea	
Notes		
- Replace only adjustable shelves between cabinet light and fixed lower wood shelf.		

Available: - All DARRAN Collections

SHELF MODIFICATIONS

CURVED CORNER GLASS SHELF

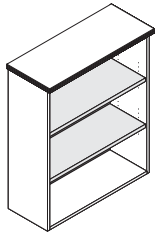


STYLE NUMBER	LIST PRICE	SPECIFICATIONS
GS14CC	85 ea	- Curved shelves feature glass retainer clips to prevent tipping
Notes		
- Replace only adjustable shelves between cabinet light and fixed lower wood shelf.		

Available: - All DARRAN Collections

SHELF MODIFICATIONS

HEAVY DUTY SOLID WOOD BOOKCASE REPLACEMENT SHELVES



STYLE NUMBER

1" Wood Shelf 14" Deep

S714F

1" Wood Shelf 24" Deep

S714FX

LIST PRICE

75 ea

150 each

SPECIFICATIONS

- 1" Solid Lumber Core Shelves Replace Standard 3/4" Plywood Adjustable And Fixed Shelves

Available: - All DARRAN Collections

SLAT WALL ACCESSORIES

SLAT WALL ACCESSORY TRAY



STYLE NUMBER

SWA9

LIST PRICE

45

SPECIFICATIONS

- Specify Black Or Matte Silver

Available: - All DARRAN Collections

SLAT WALL ACCESSORIES

SLAT WALL CD HOLDER



STYLE NUMBER

SWA5

LIST PRICE

25

SPECIFICATIONS

- Specify Black Or Matte Silver

Available: - All DARRAN Collections

SLAT WALL ACCESSORIES

SLAT WALL FOLDER TRAY



STYLE NUMBER

SWA7

LIST PRICE

45

SPECIFICATIONS

- Specify Black Or Matte Silver

Available: - All DARRAN Collections

SLAT WALL ACCESSORIES **SLAT WALL PAPER TRAY**



STYLE NUMBER
SWA2

LIST PRICE
35

SPECIFICATIONS
- Specify Black Or Matte Silver

Available: - All DARRAN Collections

SLAT WALL ACCESSORIES **SLAT WALL PENCIL HOLDER**



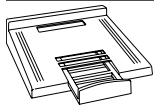
STYLE NUMBER
SWA4

LIST PRICE
25

SPECIFICATIONS
- Specify Black Or Matte Silver

Available: - All DARRAN Collections

SLAT WALL ACCESSORIES **SLAT WALL PHONE HOLDER**



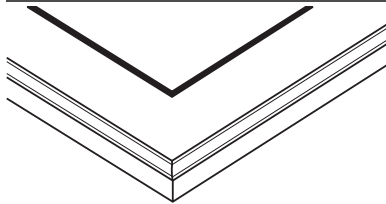
STYLE NUMBER
SWA3

LIST PRICE
35

SPECIFICATIONS
- Specify Black Or Matte Silver

Available: - All DARRAN Collections

SPECIALTY VENEER ACCENTS **BLACK EBONY WOOD INLAY IN ONE PIECE CONFERENCE TOP**



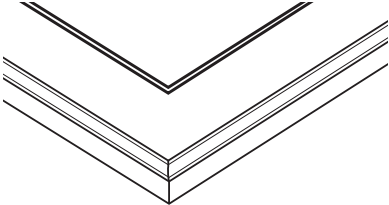
STYLE NUMBER
One Piece Conference Top
T30
Two Piece Conference Top
T31

LIST PRICE
735
1480

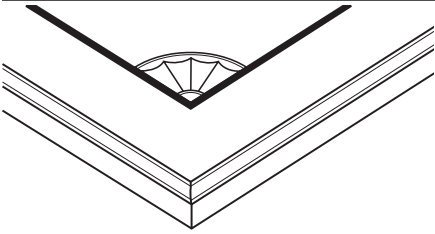
SPECIFICATIONS
- Standard veneer top is routed for Ebony wood inlay 1/8" x 3/16" width line. Inlay wood is miter jointed in the corners, hand fitted, glued and sanded flush with top veneer. Inlay forms a 3" border to top edge

Notes
- Hand fitted miter corner Black Ebony wood inlay installed in standard wood veneer tops


Available: - Conferencing Tops

SPECIALTY VENEER ACCENTS		BLACK/WHITE/BLACK WOOD INLAY	
	STYLE NUMBER	LIST PRICE	SPECIFICATIONS
	<i>One Piece Top</i>		- Standard veneer top is routed for wood inlay 1/8" x 3/16" width line. Each color is 1/16" wide. White inlay line is finished over providing a subtle contrast to line detail
	T30BWB	950	
	<i>Two Piece Top</i>		Notes
	T31BWB	1795	- Hand fitted miter corner ebony-maple-ebony wood inlay installed in standard veneer top - The center white line can be masked off preventing color stains from penetrating. Final top coats are applied over the white line.

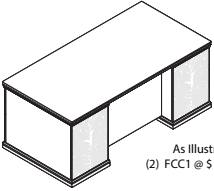
Available: - Conferencing Tops

SPECIALTY VENEER ACCENTS		BLACK EBONY WOOD INLAY W/ WOOD FAN DETAIL - 1 PIECE CONFERENCE TABLE TOP	
	STYLE NUMBER	LIST PRICE	SPECIFICATIONS
	<i>One Piece Top</i>		- Standard veneer top is routed for wood inlay 1/8" x 3/16" width line. With each 90 degree corner routed for Quarter circle fan inlays. Inlay fans combined with solid black inlay preserves an old traditional appearance. Fans are handcrafted from teakwood, rosewood, mahogany, and other exotic woods. Each piece of veneer is shaded by burning and is hand fitted to a perfect fan shape - truly and old world craft
	T51	1160	- Conference tables: 4 fans, one in each corner per top section
	<i>Two Piece Top</i>		Notes
	T52	2110	- Hand fitted miter corner wood inlay and fan installed in standard veneer top - Only available on square/ rectangle tops

Available: - Conferencing Tops

SPECIALTY VENEER ACCENTS		CROTCH MAHOGANY INFELD WITH MITERED BORDER	
	STYLE NUMBER	LIST PRICE	SPECIFICATIONS
	TCB-1 - 84 x 36/42	1895	- Center balanced butt and book matched crotch mahogany
	TCB-2 - 72 x 36/42	1795	- 35 sheen non-rubbed finish ensures maximum durability
	TCB-3 - 72 x 30/36	1695	

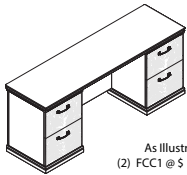
Available: - Jamestown, Prado

SPECIALTY VENEER ACCENTS		CROTCH MAHOGANY DESK PEDESTAL FRONTS	
 <p>As Illustrated: (2) FCC1 @ \$ 195 = \$390</p> <p>Desk Approach Pedestal Fronts</p>	STYLE NUMBER	LIST PRICE	SPECIFICATIONS
	FCC1	195 per pedestal	- Center balanced butt and book matched crotch mahogany - 35 sheen non-rubbed finish ensures maximum durability

Available: - Jamestown, Prado (Not available on desks that hook-up to other units)

SPECIALTY VENEER ACCENTS

CROTCH MAHOGANY DRAWER FRONTS



As Illustrated:
(2) FCC1 @ \$ 195 = \$390

Box/Box/File or File/File
Drawer Fronts

STYLE NUMBER

FCC1

LIST PRICE

195 per pedestal

SPECIFICATIONS

- Center balanced butt and book matched crotch mahogany
- 35 sheen non-rubbed finish ensures maximum durability

Available: - Jamestown, Prado (Not available on desks that hook-up to other units)

SPECIALTY VENEER ACCENTS

CROTCH MAHOGANY DOUBLE WIDTH PANEL FRONTS



All Three Illustrations Represent:
(1) FCC2 @ \$ 395

30-32-36 Width
FCC-2 \$ 395 per Panel Set

STYLE NUMBER

FCC2

LIST PRICE

395 per Panel Set

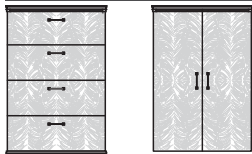
SPECIFICATIONS

- Center balanced butt and book matched crotch mahogany
- 35 sheen non-rubbed finish ensures maximum durability

Available: - Jamestown, Prado

SPECIALTY VENEER ACCENTS

CROTCH MAHOGANY DOUBLE WIDTH/ DOUBLE HEIGHT FRONTS



Both Illustrations Represent:
(1) FCC3 @ \$ 895 - Panel Set

52" Center Balance Butt
& Bookmatch

30-36 Width
FCC-3 \$ 895 per Panel Set

STYLE NUMBER

FCC3

LIST PRICE

895 per Panel Set

SPECIFICATIONS

- Center balanced butt and book matched crotch mahogany
- 35 sheen non-rubbed finish ensures maximum durability

Available: - Jamestown, Prado

SPECIALTY VENEER ACCENTS

RECTANGLE INLAY - RECESSES DURA-LEATHER WRITING SURFACE



RECTANGLE INLAY

STYLE NUMBER

RL-29A

LIST PRICE

895

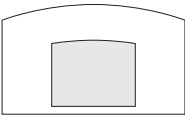
SPECIFICATIONS

- Recessed inlay desk pads are covered with Alomost Leather from Paul Brayton Designs.
- DARRAN will gladly custom quote other inlay materials ie: solid surfaces, biocomposites, metallic laminates, or genuine leather to match seating

Notes


- Only available 84 x 36, 72 x 36, and 66 x 30

Available: - Prado, Jamestown

SPECIALTY VENEER ACCENTS		BOWFRONT INLAY - RECESSES DURA-LEATHER WRITING SURFACE	
	STYLE NUMBER	LIST PRICE	SPECIFICATIONS
	RL-31A	995	<ul style="list-style-type: none"> - Recessed inlay desk pads are covered with Alomost Leather from Paul Brayton Designs. - DARRAN will gladly custom quote other inlay materials ie: solid surfaces, biocomposites, metallic laminates, or genuine leather to match seating
Notes - Only available 84 x 36/42, 72 x 36/42, and 72 x 30/36			

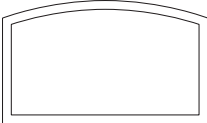
BOWFRONT INLAY

Available: - Prado, Jamestown

SPECIALTY VENEER ACCENTS		RECTANGLE INLAY - EBONY HARDWOOD INLAY DETAIL	
	STYLE NUMBER	LIST PRICE	SPECIFICATIONS
	T10SA	895	<ul style="list-style-type: none"> - 3/16" x 3/16" thick hardwood ebony inlay is handfitted and glued into routed top and sanded flush with surface - Inlay is finished over with all finish steps
Notes - Ebony inlay not recommended in the following finishes: Koko Cherry, Dark Cherry - Only available 84 x 36, 72 x 36, and 66 x 30			


RECTANGLE INLAY

Available: - Prado, Jamestown

SPECIALTY VENEER ACCENTS		BOWFRONT INLAY - EBONY HARDWOOD INLAY DETAIL	
	STYLE NUMBER	LIST PRICE	SPECIFICATIONS
	T11SA	995	<ul style="list-style-type: none"> - 3/16" x 3/16" thick hardwood ebony inlay is handfitted and glued into routed top and sanded flush with surface - Inlay is finished over with all finish steps
Notes - Ebony inlay not recommended in the following finishes: Koko Cherry, Dark Cherry - Only available 84 x 36/42, 72 x 36/42, and 72 x 30/36			

CURVED INLAY

Available: - Prado, Jamestown

TOOL CHANNEL ACCESSORIES			FILE HOLDER
	STYLE NUMBER	LIST PRICE	SPECIFICATIONS
	ATB37	105	<ul style="list-style-type: none"> - For Console/Wall Hung Back Panels With Optional Tool Bar - 18 Gauge Steel - Stamp Formed - Silver Powderdercoat Finish

Available: - All DARRAN Collections

TOOL CHANNEL ACCESSORIES

IPHONE HOLDER



STYLE NUMBER

ATB31

LIST PRICE

120


SPECIFICATIONS

- For Console/Wall Hung Back Panels With Optional Tool Bar
- 18 Gauge Steel - Stamp Formed
- Silver Powderdercoat Finish
- 5" x 3 -3/4"W
- Non-slip Neoprene pad

Available: - All DARRAN Collections

TOOL CHANNEL ACCESSORIES

LARGE SHELF



STYLE NUMBER

ATB35

LIST PRICE

125


SPECIFICATIONS

- 12"W x 10"D

Available: - All DARRAN Collections

TOOL CHANNEL ACCESSORIES

PENCIL PEN HOLDER



STYLE NUMBER

ATB38

LIST PRICE

115

SPECIFICATIONS

- For Console/Wall Hung Back Panels With Optional Tool Bar
- 18 Gauge Steel - Stamp Formed
- Silver Powderdercoat Finish
- 5"H x 4"W x 4"D

Available: - All DARRAN Collections

TOOL CHANNEL ACCESSORIES

PIN & POST REMINDER PANELS



STYLE NUMBER

24" x 9" Dry Marker Board

ATB39DM

LIST PRICE

175

SPECIFICATIONS

- 24"W x 9"H
- Dry Marker Board - Markers sold separately
- Fabric Tack Board - Select any standard DARRAN tack board fabric

24" x 9" Fabric Tack Board

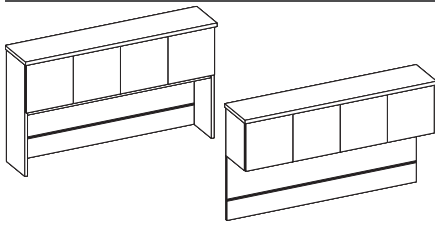
ATB39FT

195

Available: - All DARRAN Collections

TOOL CHANNEL ACCESSORIES

RECESSED ALUMINUM TOOL CHANNEL



STYLE NUMBER

ATB02

LIST PRICE

5 per 1"W

SPECIFICATIONS

- Anodized aluminum finish
- Fully recessed
- Finish matches anodized aluminum accessories
- Can be specified with fabric tack surface mounted above channel

Notes

- Left Or Right Locations
- Specify Full Width In Inches " x
- Office Park Tackboard Fabric " x
- Design-Build Tackboard Fabric " x

Available: - All DARRAN Collections

TOOL CHANNEL ACCESSORIES

SMALL SHELF



STYLE NUMBER

ATB36

LIST PRICE

110

SPECIFICATIONS

- 12"W x 6 -3/4"D

Available: - All DARRAN Collections

TOOL CHANNEL ACCESSORIES

TABLET HOLDER



STYLE NUMBER

ATB30

LIST PRICE

135

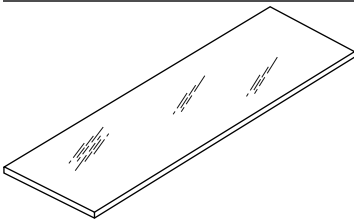
SPECIFICATIONS

- For Console/Wall Hung Back Panels With Optional Tool Bar
- 18 Gauge Steel - Stamp Formed
- Silver Powdercoat Finish
- 10" x 8"W
- Non-slip Neoprene pad

Available: - All DARRAN Collections

TOP MODIFICATION

1/4" RECTANGLE SOFT ETCH GLASS WORKSURFACE



STYLE NUMBER

SEGW8436

LIST PRICE

2210

SPECIFICATIONS

- 1/4" Soft etch glass
- Back painted white glass

SEGW8430

1870

SEGW7836

2070

SEGW7830

1750

SEGW7230

1630

SEGW6630

1515

SEGW6030

1395

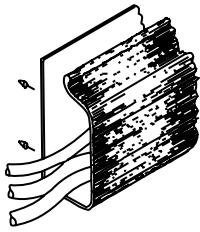
Notes

- Additional colors can be custom quoted. Contact factory for pricing.

Available: - Rift

WIRE MANAGEMENT

HORIZONTAL J-CHANNEL WIRE MANAGEMENT RACEWAY



STYLE NUMBER

W1

LIST PRICE

75 Per 4 Foot Section

SPECIFICATIONS

- 4' section for field installation.
- The "J" shape black thermoplastic wire raceway may be added to specified worksurface tops to provide concealed channeling of wires to and from worksurface grommets. For use in open kneespace areas, raceway is attachable to top of back panel with pan head screws. Interior dimensions are 1" x 1- 1/2" providing ample storage for multiple wires and excess cable. Front of raceway flexes out for easy cord insertion.

Notes

- Units w/ Wire Channel Standard.
- Field Installation

Available: - All DARRAN Collections

WIRE MANAGEMENT

HORIZONTAL U-CHANNEL WIRE MANAGEMENT RACEWAY



STYLE NUMBER

W2A

LIST PRICE

75 Per 4 Foot Section

SPECIFICATIONS

- 4' section for field installation.

Notes

- Units w/ Wire Channel Standard.
- Field Installation

Available: - All DARRAN Collections

WIRE MANAGEMENT

COIL WIRE MANAGER



STYLE NUMBER

W18

LIST PRICE

150

SPECIFICATIONS

- Weighted Base, Table attachment plate
- 39- 1/2" Length
- Black

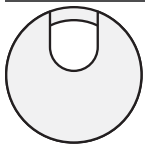
Notes

- Location

Available: - All DARRAN Collections

WIRE MANAGEMENT

STANDARD LOCATION GROMMETS - FACTORY INSTALLED



STYLE NUMBER

Standard Location Grommet

Black

TM30

Silver

TM31

Antique Brass

TM33

White

TM34

LIST PRICE

45

45

45

45

SPECIFICATIONS

- 1 -5/8" Metal Grommet

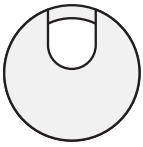
Notes

- *Units w/ Grommets Standard Are Noted Under Standard Features. Grommets Match Pull Finish - Standard (Unless Specified Otherwise)

Available: - All DARRAN Collections

WIRE MANAGEMENT

NON-STANDARD LOCATION GROMMETS - FACTORY INSTALLED



STYLE NUMBER

Non-Standard Location Grommet

Black

TM30 -NS

90

Silver

TM31 -NS

90

Antique Brass

TM33 -NS

90

White

TM34 -NS

90

SPECIFICATIONS

- 1 -5/8" Metal Grommet

Notes

- *Units w/ Grommets Standard Are Noted Under Standard Features. Grommets Match Pull Finish - Standard (Unless Specified Otherwise)

Available: - All DARRAN Collections

WIRE MANAGEMENT

BLACK PLASTIC VERTICAL SURFACE GROMMETS - FACTORY INSTALLED



STYLE NUMBER

Standard Location Grommet

TM50-C

45

Non-Standard Location Grommet

TM50-NS

90

SPECIFICATIONS

- 2 " Black Plastic Grommet

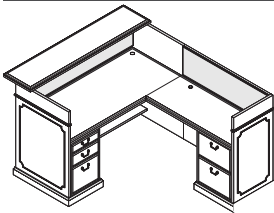
Notes

- Standard Location is Bottom Center

Available: - All DARRAN Collections

WORKSTATION

RECEPTION COUNTER TACKBOARD



STYLE NUMBER

36" - 60" Tackboards

C157R-COM

201

66" - 72" Tackboards

C154R-COM

167

SPECIFICATIONS

- Reception Counter Fabric Tack Surface

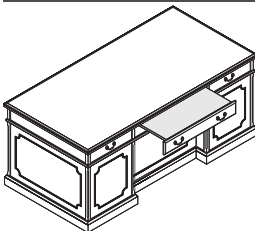
Notes

- See reception product page for graded fabric selections

Available: - Reception Park, Jamestown

WORKSTATION

CLIENT PULLOUT WRITING SHELF



STYLE NUMBER

CP-1

LIST PRICE

695

SPECIFICATIONS

- *Available only on Executive Chassis - Flush top desk, Black dura-leather writing shelf extends for client document signing. Ball-bearing smoothness with lockout ensures effortless operation. Option includes two false pulls on pedestal fronts and two pulls on pullout front with profile edges.
*Recommended only use when Beltline molding is present.

Available: - Jamestown