

D A R R A N

Richmond Park

price list | effective January 2016 | updated 3.23.16

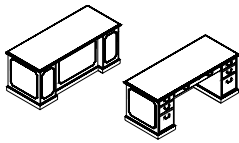


RICHMOND PARK PRICE LIST REVISIONS

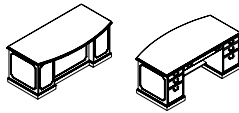
DATE	PAGE	MODIFICATION	DESCRIPTION
------	------	--------------	-------------

TABLE OF CONTENTS

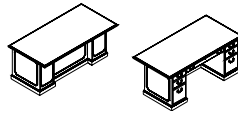
Product index	2
General Information	4
Limited Lifetime Warranty	5
Damages Returns Repairs	6
Ordering Information	7
GSA Customer Information	8
Freight.....	9
Features & Advantages.....	10
Finishes Specifications.....	12
Edges Pulls Knobs.....	13
Grommets Grommet Reference	14
Ganging Height Reference	15
Modesty Reference Grain Direction.....	16
Drawer Dimensions FILING Reference	17
Double Pedestal Desk	18
Table Desk.....	21
Single Pedestal Desk	23
Conference Desk	25
Service Desk.....	27
Returns.....	29
Bridges	31
Corner Units.....	32
Freestanding Credenzas.....	33
Workstation Credenzas.....	38
Service Credenzas.....	40
Single Height Freestanding Overheads	42
Overhead Accessories.....	45
Single Height Wall Hung Overheads	49
Wall Hung Accessories	51
Overhead Half Towers	56
Overhead Bookcases	58
Vertical Half Towers	60
Vertical Full Towers	62
Bookcases.....	65
Reception.....	67
Options	71



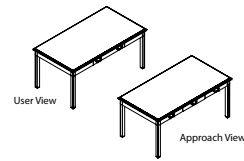
PAGE 18
DESKS



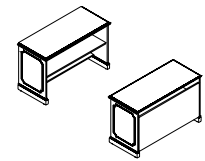
PAGE 19
DESKS



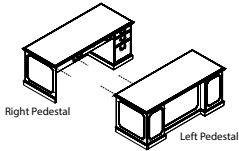
PAGE 20
DESKS



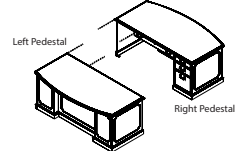
PAGE 21
DESKS



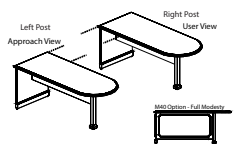
PAGE 22
DESKS



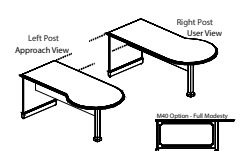
PAGE 23
WORKSTATION DESKS



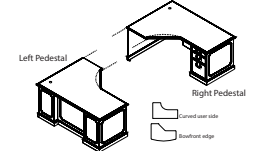
PAGE 24
WORKSTATION DESKS



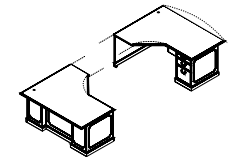
PAGE 25
WORKSTATION DESKS



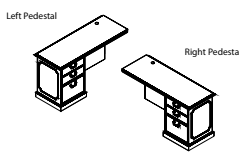
PAGE 26
WORKSTATION DESKS



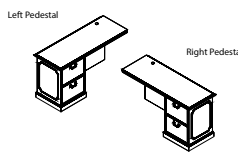
PAGE 27
SERVICE WORKSTATION DESKS



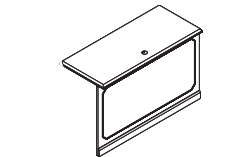
PAGE 28
SERVICE WORKSTATION DESKS



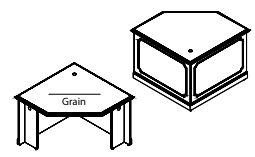
PAGE 29
WORKSTATION RETURNS



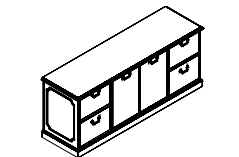
PAGE 30
WORKSTATION RETURNS



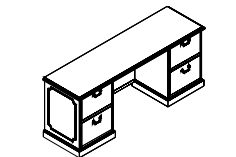
PAGE 31
WORKSTATION UNITS



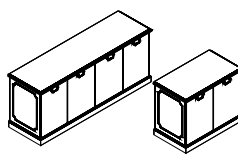
PAGE 32
CORNER UNIT



PAGE 33
CREDENZAS / FILES



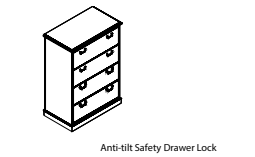
PAGE 34
CREDENZAS / FILES



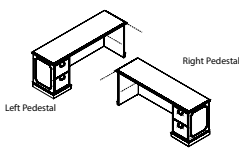
PAGE 35
CREDENZAS / FILES



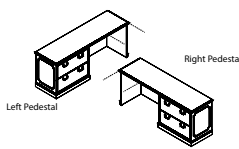
PAGE 36
LATERAL FILE CREDENZAS



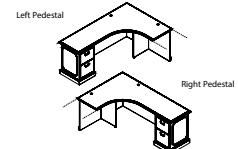
PAGE 37
CREDENZAS / FILES



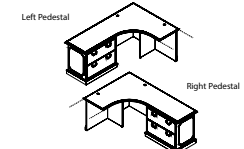
PAGE 38
WORKSTATION CREENZA



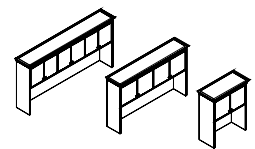
PAGE 39
WORKSTATION CREENZA



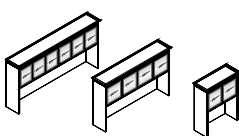
PAGE 40
SERVICE CREDENZAS



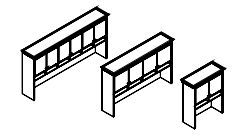
PAGE 41
SERVICE CREDENZAS



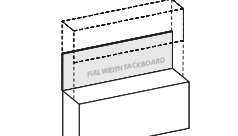
PAGE 42
OVERHEAD CONSOLES



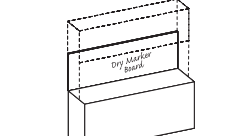
PAGE 43
OVERHEAD CONSOLES



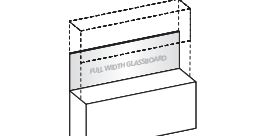
PAGE 44
OVERHEAD CONSOLES W/ PAPER ORGANIZER



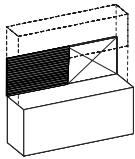
PAGE 45
OVERHEAD TACKBOARDS



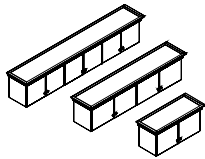
PAGE 46
OVERHEAD DRY MARKER BOARDS



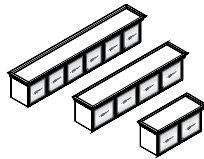
PAGE 47
OVERHEAD GLASSBOARDS



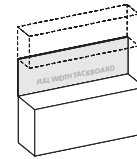
PAGE 48
OVERHEAD SLAT WALL



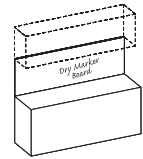
PAGE 49
WALL HUNG OVERHEADS



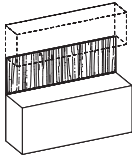
PAGE 50
WALL HUNG OVERHEADS



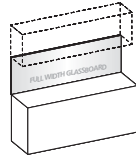
PAGE 51
WALL HUNG TACKBOARDS



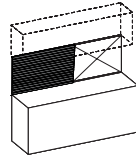
PAGE 52
WALL HUNG DRY MARKER
BOARDS



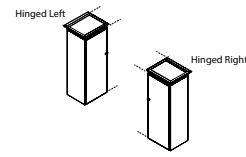
PAGE 53
WALL HUNG VENEER PANELS



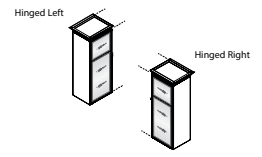
PAGE 54
WALL HUNG GLASSBOARDS



PAGE 55
WALL HUNG SLAT WALL



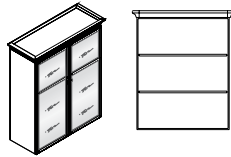
PAGE 56
GANGING OVERHEAD EXTENSION
TOWERS



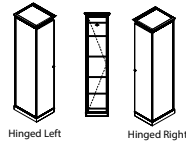
PAGE 57
GANGING OVERHEAD EXTENSION
TOWERS



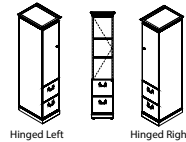
PAGE 58
ASSEMBLED OVERHEAD
BOOKCASE / HUTCH



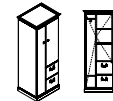
PAGE 59
ASSEMBLED OVERHEAD
BOOKCASE / HUTCH



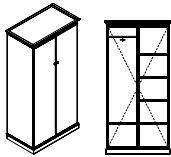
PAGE 60
VERTICAL HALF TOWERS



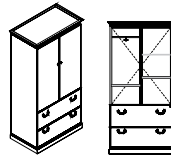
PAGE 61
VERTICAL HALF TOWERS



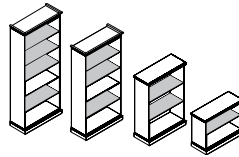
PAGE 62
VERTICAL HALF TOWERS



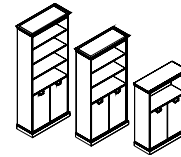
PAGE 63
VERTICAL FULL TOWERS



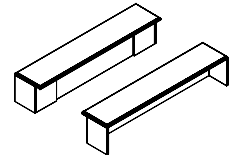
PAGE 64
VERTICAL FULL TOWERS



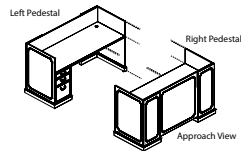
PAGE 65
ASSEMBLED BOOKCASES



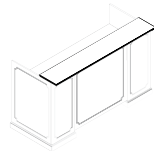
PAGE 66
ASSEMBLED BOOKCASES



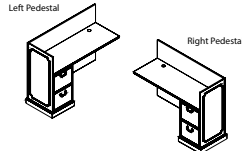
PAGE 67
SIT-ON TRANSACTION COUNTERS



PAGE 68
RECEPTION DESK



PAGE 69
RECEPTION DESK COUNTERTOPS



PAGE 70
RECEPTION RETURN



All DARRAN products are proudly manufactured in the U.S.A.

BUILT TO ORDER

Manufactured per order the way you want it, including modifications.

FULLY ASSEMBLED

Unless otherwise noted, all products are fully assembled and ready to use, including add-on options.

PERFORMANCE TESTED

All products are tested to ensure performance exceeds BIFMA / ANSI standards.



GREEN CERTIFIED

DARRAN has been committed to improving indoor air quality of office buildings since 1996. Since then, finish technology has allowed our commitment to continue with products that are air quality Certified Green.

DARRAN is proud to announce that all in veneer, laminate, and guest seating are MAS Certified Green for complying with the ANSI/BIFMA X 7.1 standard / LEED 4.5 Standard for low –VOC emitting Furniture.

MAS is an independent emission testing laboratory that is ISO 17025 compliant using ASTM, ANSI and CEN methods. MAS is a true 3rd party certification through NSF International to BIFMA standards and California's ARB formaldehyde standard. Certification of compliance under the Low – VOC emitting Furniture testing, qualifies products for LEED 4.5 credits.



FINISH TECHNOLOGY

DARRAN has continued its partnership with AkzoNobel Chemicals (www.akzonobel.com) to develop a new finish technology further improving indoor air quality with a coating that meets today's environmental standards and supports LEED buildings.

ENVI-CT (Environmental Coatings Technology) utilizes advanced European finish technology to deliver a high-end furniture coating with superior performance in appearance and durability, allowing DARRAN to deliver more sustainable products to our customers.

ENVI-CT Advantages:

- › ENVI-CT is a re-engineered high performance Top Coat
- › Exceptional hardness and clarity
- › Highly resistant to solvents and chemicals
- › Plasticizer Migration resistant
- › Excellent UV inhibitors for maximum color resistance
- › Exceeds current and proposed future Federal and State air quality requirements
- › Field Repairable
- › Dynamic chamber emissions tested and certified compliant to ANSI/BIFMA X 7.1 Standard / LEED 4.5 Standard for low – VOC emitting furniture.
- › Standard with Anti-microbial additive.

ADVANTAGES

DARRAN has upgraded the standard Anti-microbial protection, to , the latest in Silver Ion Technology. DARRAN collaborated with the world's leader in finishing materials, to formulate an additive that will inhibit the growth of mold, mildew, fungus and bacteria on wood surfaces. This additive infuses Silver Ions into DARRAN's ENVI-CT (Environmental Coatings Finish Technology), creating a protective surface for the life of the furniture. The best part - is standard on all DARRAN Caseloads for no additional fee.

**BAC GUARD
SILVER™**

LIMITED LIFETIME WARRANTY

DARRAN Furniture Industries, Inc. ("DARRAN") warrants that each piece of furniture manufactured in its North Carolina Facilities will be free from defects in material and workmanship for as long as the original purchaser owns and uses the product. Subject to the limitations and exclusions herein, DARRAN, at its discretion and as the sole remedy under the DARRAN Limited Lifetime Warranty, will replace or repair a defective product or components with comparable product or components free of charge. This warranty is made only to the original purchaser from an authorized DARRAN dealer, for as long as that original purchaser owns and uses the product.

LIMITATIONS: USE / CARE

- › Warranty is limited to normal single shift use.
- › Warranty is limited to generally accepted care and maintenance of natural wood products and environments.
- › Natural wood surfaces are subject to denting, scratching, and gauging if not properly used and cared for. Warranty is subject to use and care in accordance with the use and care instructions provided in the Product Care section of this site (including, but not limited to, the care and maintenance guide downloads linked thereon), available at www.darran.com/product care, which are incorporated herein by reference.

LIMITATIONS: MATERIALS / COMPONENTS

- › Laminates, Veneers / Finishes - 10 Years
- › Electrical lamps, Ballasts, Transformers - 5 Years
- › Fabrics, Pneumatic lifts, Foam - 5 Years
- › Custom products built to customers specifications - 3 Years

WARRANTY EXCLUSIONS

Damage identified as carrier or installer related.

- › Normal wear and tear of wood products during course of ownership.
- › Color, grain, or texture of natural wood materials, laminates, and other covering materials.
- › Damages or failures resulting from misuse, abuse, negligence, improper care, modifications, or relocation.
- › Non Commercial use or locations.
- › So-called "ghost" indentions and similar damage caused by the failure to use appropriate desk or writing pads.

All Warranty Claims are subject to DARRAN-approved inspections. Disputes may involve independent third-party evaluation

QUALITY ASSURANCE

DARRAN manufactures in accordance with the standards set by Architectural Woodwork Institute (AWI) for Quality Standards.

Every unit produced at DARRAN is completely inspected by an independent quality control team located within each plant whose emphasis is on assembly, finish, and final inspections with empowerment to stop any unit not meeting DARRAN's high quality standards.

LIGHT AND NATURAL FINISHES

The beauty of veneer and all wood products comes from the variations created by nature including color, grain, and texture.

These variations are not considered defects and DARRAN's Limited Lifetime Warranty does not cover color, grain and texture variations associated with natural wood and grain seen in any finish color. DARRAN sets standards for veneer selections; however, variations, especially apparent in light/natural finishes, will occur from one piece to another even if they are finished at the same time.

Finishes such as Clear Maple, Light/Gunstock Walnut, and Clear/Caramel Cherry will display more natural characteristics due to their light stain. Grain, pattern and color from unit to unit are not guaranteed or warranted and products will not be replaced due to these variations. Exposure to light and age will cause darkening of natural wood products; therefore DARRAN cannot guarantee or warrant finish match of new products being placed with existing products in the field.

GLASS

Use of glass overlays on surfaces will void DARRAN's Limited Lifetime Warranty, unless the overlay is installed and maintained in strict accordance with DARRAN's instructions. If an overlay is to be used, please contact DARRAN for installation and maintenance instructions.

GENERAL

Performance questions will be tested to generally accepted practices and AWI guidelines and standards for wood veneer furniture. To obtain performance of the Limited Lifetime Warranty, the purchaser should contact in writing the authorized DARRAN representatives or current dealer who sold the product to the purchaser or mail the warranty claim to:

Warranty Department
DARRAN Furniture Industries, Inc.

P.O. Box 7614

High Point, NC 27264

Telephone: 336-861-2400 Toll Free: 800-334-7891

email: warranty@darran.com

EXCEPT FOR THE LIMITED LIFETIME WARRANTY EXPRESSLY DESCRIBED HEREIN, DARRAN MAKES NO OTHER REPRESENTATION OR WARRANTY OF ANY KIND, EXPRESS OR IMPLIED. DARRAN MAKES NO WARRANTY OF MERCHANTABILITY OR FITNESS FOR A PARTICULAR PURPOSE, AND DARRAN WILL NOT UNDER ANY CIRCUMSTANCES BE LIABLE FOR ANY INCIDENTAL OR CONSEQUENTIAL DAMAGES, OR ANY INDIRECT OR SPECIAL DAMAGES.

THE WARRANTY AS STATED ABOVE, SUPERSEDES ALL PREVIOUS WARRANTIES

NO HASSLE FREIGHT DAMAGED MERCHANDISE

DARRAN products are packed in specially designed cartons and padding that protects all edges and corners from damage. This is proven by an industry low damage rate of .0030% per total pieces shipped.

For qualified freight damage claims DARRAN will take responsibility for the claim and remedy processes including assuming total cost coverage from claim settlements.

(Some items may not qualify. Contact Factory for specific details.)

QUALIFIED CLAIM CONDITIONS

VISIBLE CARTON DAMAGE

1. Take digital pictures of the damaged carton and damaged furniture if visible damage is found upon delivery at the dock
2. Open all cartons with puncture or crushed corner damage.
3. Note any damage to the goods on the Carrier's freight bill as number of pieces damaged.

CONCEALED DAMAGE

1. Take digital pictures of the furniture as it sits partially unpacked. Also, photograph external and internal carton materials that correspond with the damaged area on the product.
2. Carton and damaged unit(s) must be located at the location matching the original delivery address for Carrier inspection.
3. Digital pictures must be provided of the damaged furniture and carton materials

For qualified claims per above contact DARRAN Customer Service Department at 1-800-334-7891 or complete DARRAN's online warranty report form within the 15 day limit.
www.darran.com/warrantyreport

NON-QUALIFIED CLAIM CONDITIONS

1. Deliveries made to non-dock locations
2. Claims made after furniture is installed and/or removed from original delivery location
3. Carton and padding has been discarded
4. Carrier used was not DARRAN approved
5. Inspection reveals questionable damages

REPLACEMENT ORDERS

Replacement orders entered without replacement tagging or factory authorization is considered a new order without dispute, therefore full payment is expected and will be collected.

RETURN SHIPMENTS

DARRAN will not accept return of merchandise without a signed RA (return authorization) form.

DARRAN will specify the carrier to be used. Return bills of lading must be marked "Class 125" freight rate and a copy of the RA should be used as a packing list. All returns must be received by DARRAN within 30 days of the RA date or the products will be considered accepted by the customer.

All products being returned must be properly packed and protected to avoid freight damage. Whenever possible, use the original cartons in which the merchandise was shipped. Freight

damage, signs of usage, missing parts, etc., will result in an adjustment of any credit to be issued.

DARRAN will issue RA's for the following reasons:

1. Manufacturing defect (inspection required)
2. Order processing error by DARRAN
3. Shipping error
4. Mismatched carton / merchandise

SPECIFICATION CHANGES

We reserve the right to change without notice any dimension, style, or specification of any model in the DARRAN line. Dimensions shown in the price list are nominal. It is the buyer's responsibility to read specification carefully when matching existing goods is desired.

MANUFACTURING DEFECTS

Claims of manufacturing defects will not be entertained without prior consultation with DARRAN's warranty department. Unauthorized deduction in payment of invoices will not be allowed without prior factory approval. Unapproved deductions are subject to factor's late payment charges.

DAMAGE CLAIMS

Claims of manufacturing damage or freight damage reported as nicks, dents, scratches, etc. after installation of furniture will not be covered under warranty or freight claim.

ATTENTION: Damage claims involving glass or stone components must be inspected and damage noted on delivering freight bill to qualify for replacement.

REPAIR CHARGES

Factory authorization must be secured from DARRAN's warranty department prior to incurring repair charges. Warranty will utilize DARRAN's National Repair Service through the Furniture Medic Franchise (www.furnituremedic.com).

Repair charge authorizations are based on:

- › Set travel rate
- › Average regional job rate
- › Factory set maximum repair time
- › Falsely reported defect claims are subject to local service charges being charged to dealer/distributor.

FINISH MAINTENANCE

Wood office furniture and wood finishes can retain their natural beauty for life if proper care is taken and a stable environment is provided. Fluctuations in humidity and temperature cause panels and solid wood components to expand and contract and may lead to panel warpage and finish "checking" or cracking. Prolonged exposure of furniture to dry heat during winter months should be avoided. Careful examination of interior wood trim may indicate a damaging dry environment. If open joints, splits and cracks are appearing in trimwork consult with a HVAC professional for appropriate remedy.

DARRAN finishes are field repairable should damage occur. Professional furniture repair services are recommended. Regular cleaning with a non-silicone polish is recommended.

ORDERING

All orders should be emailed, mailed or transmitted by fax to:

DARRAN Furniture Industries, Inc.
P.O. Box 7614
High Point, NC 27264
email: orders@darran.com
Fax: 336-861-6485

DARRAN will only accept orders from authorized Dealers. All orders must be accurate and detailed. All Quick Ship orders must contain Quick Ship product ONLY. Orders should be separated and submitted according to lead time. Orders must contain Quick Ship code "QS" or have designated Quick Ship lead time to ensure correct order entry. Orders that contain multiple lead time products will be entered as one order and scheduled with the most extended lead time.

CREDIT APPROVAL

All orders are subject to credit approval for open account. All new accounts must be approved by a local DARRAN Sales Representative and should submit current financial information and trade references to:

DARRAN Furniture Industries, Inc. ATTN: Credit Department
P.O. Box 7614
High Point, NC 27264
Telephone: 336-861-2400 Toll Free: 800-334-7891
Fax: 336-861-2512

Orders submitted without accounts pre-approval or credit approval are subject to acceptance with lead times scheduled only after approval dates.

LEAD TIME SCHEDULE

DARRAN cannot assign a firm lead time until Credit approval and order accuracy are complete. Extended lead times due to credit or information delays are the responsibility of the Buyer.

ORDER DELAY / HOLD

Due to the committed manufacturing cost on Quick Ship processes, DARRAN cannot delay or hold orders, either in process or after completion.

CANCELLATION AND ORDER CHANGES - FEES

Acknowledged orders are considered firm orders and therefore not subject to cancellation or change. However, in the event we are able to stop an order prior to manufacturing process, we will consider cancellation or changes with a reprocessing fee of \$40.00 Net. Exceptions: Quickship orders cannot be changed or canceled after the 3rd business date after acknowledgment. Qualified changes/cancellations will be assessed a \$40.00 Net processing fee.

Changes or cancellation of order with special options or custom quoted items are also subject to additional material and vendor fee costs, plus a DARRAN special/custom reprocessing fee of \$100 NET.

ORDER MOVEUPS

Should an original scheduled ship date need to be improved, the Factory must be contacted 15 business days prior to the desired ship date. Move ups are subject to schedule availability.

ORDER ACKNOWLEDGMENT

Upon credit approval your order will be acknowledged and identified by an order number. When making reference to your order, please use this order number. Your acknowledgment is a detailed description of our interpretation of your order, pricing, shipping information, and estimated delivery date.

If you have not received an Acknowledgment within 10 Days of order issue, contact Customer Service immediately. All Quick Ship order acknowledgments will be faxed or emailed upon request to speed processing. Please read your acknowledgment carefully for correctness and notify DARRAN immediately of any discrepancies. Failure to notify relieves DARRAN from error liability.

Order acknowledgment is the final agreement between DARRAN and the customer superseding all previous communications regarding the order. DARRAN will not be responsible for errors made on orders placed by phone without written confirmation.

SELLING INFORMATION

Possession of this price list does not in itself constitute the right to sell DARRAN products. DARRAN products are sold and distributed through authorized dealerships. Contact factory for a listing of local representatives and dealerships.

INVOICE TERMS

Standard terms are NET 30 days. Finance charges of 1-1/2% will be added to delinquent accounts after 45 Days and for each 30 Days thereafter until paid.

Complaints involving newly received merchandise must be reported within 10 days from receipt to qualify for full invoice remittance suspension or term extension. Otherwise only items in dispute can be suspended from payment of invoice within terms.

WAREHOUSE/STORAGE

DARRAN will determine order warehousing approvals on a case by case basis. Orders that can be accommodated will be limited to a max of 30 days storage and must be invoiced at time of storage. Orders that exceed factory storage capacity will be transferred to local storage facilities subject to current storage rates and handling-transit charges. Storage charges must be paid prior to order release to shipping.

**EXECUTIVE OFFICE & CONFERENCE ROOM
FURNITURE**

November 3, 2015 through November 2, 2020

FSC Group 71

GSA CONTRACT NUMBER: GS-27F-001DA

Business Classification:

WBENC Certified Woman-Owned Small Business

DARRAN FURNITURE INDUSTRIES

2402 SHORE DRIVE

HIGH POINT, NC 27263

336.861.2400 FAX 336.861.6485

Business Classification:

Woman-Owned Small Business

On-line access to contract ordering information, terms and conditions, up-to-date pricing, and the option to create an electronic delivery order are available through GSA Advantage!, a menu driven database system. The INTERNET address for GSA Advantage is <http://www.fss.gsa.gov>

For more information on ordering from Federal Supply Schedules click on the FSS Schedules button at <http://www.fss.gsa.gov>

1a. Special Item Number

711-8: Executive Office Furniture

711-9: Executive Conference Room Furniture

711-11: Tables and Accessories

711-16: Upholstered Seating

711-18: Multi-purpose Seating

2. Maximum Order Limitations:

711-8 \$500,000

711-9 \$500,000

711-11 \$500,000

711-16 \$300,000

711-18 \$200,000

3. Minimum Order: \$100

4. Geographic Coverage: 48 Contiguous States and the District of Columbia

5. Point of Production: High Point, North Carolina (Randolph County)

6. Discount: Prices shown herein are List (Discount is 56.9% Off List)

7. Quantity Discounts:

• \$467,837 List to \$1,000,000 List = 59.70%

• \$1,000,001 List to \$1,315,789 List = 61.70%

8. Payment Terms: ½% - Net 15 Days, Net 30 Days

8a. Terms and Conditions of Government Credit Card Acceptance:

a. No discount allowed for payment by Government Purchase Card

b. Provide commercial credit card number

c. Provide commercial credit card expiration date

d. Provide individual's name as it appears on

credit card

e. Provide telephone number of individual to whom credit is issued

9a. Government Purchase Cards are accepted below the Micro Purchase Threshold.

9b. Government Purchase Cards are accepted above the Micro Purchase Threshold.

10. Foreign Terms: None

11a. Time of Delivery: Regular Product: 60 - 90 days after receipt of order

Quick Ship Program: Contact DARRAN

11b. Quick Ship Program: Items available for expedited delivery are included in main Price Lists.

11c. Overnight and 2-day delivery: N/A

11d. Urgent Requirements: Will be considered on an individual basis. Contact DARRAN for details.

12. FOB Point: All destinations are limited to Commercial docks only. Carriers may refuse non-dock deliveries.

12a. Freight Prices:

a. All prices shown are suggested list prices with freight included where indicated.

b. Freight allows delivery to one qualified destination.

c. Within the Continental USA, all orders above \$1,500 net are shipped FOB factory, freight prepaid and allowed. All orders less than \$1,500 net will be subject to a \$100 net freight charge.

13. Ordering Address:

DARRAN Furniture Industries

P.O. Box 7614

High Point, NC 27264

Ph: 800.334.7891

Fax: 336.861.6485

13a. Payment Address:

BB&T

P.O. Box 890011

Charlotte, NC 28289-0011

14. Warranty Provision: Limited Lifetime (Contact DARRAN for details)

15. Export Packing Charges: Quoted on request

13. Terms and Conditions: Order Cancellation / Changes.

Restocking/Returns: No merchandise may be returned without a return authorization and shipping instructions. No credit or allowance will be given for repairs to defective materials unless DARRAN has given authority to make such repairs. A restocking charge of 25% will apply.

Cancellation: No cost prior to production. After

GSA CUSTOMER INFORMATION

production has begun, only actual cost incurred will be billed to the Government that cannot be recovered through resale in 6 months

14. Terms and Condition of Rental, Maintenance and Repair: Consult the Factory.

15. Terms and Conditions of Installation: Installation by a Third party to be quoted on a per job basis. The ordering must specify what ranges of installation services are required.

16. Terms and Conditions of Repair Parts: Contact DARRAN for details.

17. List of Service and distribution points: Contact DARRAN for details..

18. Preventative Maintenance: Information enclosed with product.

19. List of Participating Dealers: Contact DARRAN for details.

23. Environmental Attributes: DARRAN is compliant with EPA standards. All plywood core material is CARB 2 compliant and contains recycled content. All DARRAN Casegood Products are BIFMA Level 2 Certified. DARRAN is FSC CoC Certified and our products are MAS Certified for Indoor Air Quality.

23a. Recyclable and Recycled Content Packaging:

The corrugated packaging that is supplied to DARRAN, meets the federal mandate that requires the paperboard to be composed of 30%-50% recycled paper, and in some cases the recycled content is close to 100%.

23b. Chemical Emission: DARRAN finishes its products in an ENVI-CT Finish. (Environmental Coatings Technology). DARRAN's seating is finished with a low VOC Conversion Varnish and the casegoods are finished with a formaldehyde free, low VOC Urethane finish. These ENVI-CT finishes allow DARRAN's products to be MAS Certified Green under the ANSI BIFMA X7.1 Standard. Products assist with LEED 4.5 Credit.

23c. Vapor Emissions: DARRAN's ENVI-CT finishes use the latest environmental coatings technology to provide lasting durability and exceptional clarity with BACGUARD Silver anti-microbial protection built-in. The ENVI-CT finishes allows DARRAN casegoods to be MAS Certified Green meeting LEED Credit 4.5.

24a. Duns Number: 08-363-5318

24b. Cage Code: 0Y-6B6

24c. Federal ID Number: 56-117-1971

24d. NAICS Code: 337211

25. SAM Network: DARRAN is registered

SHIPPING SCHEDULE

When requested, DARRAN will assist in locating special express carriers that may have short transit times. These services may exceed our prepaid freight costs; therefore, pricing is limited to the Freight Excluded formula with special express charges added to the invoice.

For special deliveries, DARRAN will make every effort to meet the appointed time; however DARRAN will not be responsible for any additional charges for late deliveries beyond our control.

PRICES

- › All prices shown are suggested list prices with freight included where indicated.
- › Freight allows delivery to one qualified destination.
- › Within the Continental USA, all orders above \$1,500 net are shipped FOB factory, freight prepaid and allowed. All orders less than \$1,500 net will be subject to a \$100 net freight charge.

CALL BEFORE DELIVERY REQUEST

DARRAN will arrange for carriers to call before delivery when requested.

Important Non-Qualified Destinations DARRAN Prepaid Freight Pricing does not include delivery to:

- › Residential Areas
- › Restricted Commercial Areas
- › No Dock Locations
- › Inside delivery/setup service

Orders received and installed without professional Furniture Installers voids all Warranty Coverage.

CARRIER SELECTION

DARRAN selects and uses only carriers specialized in furniture transportation. Customer requested carriers can be authorized using Freight Excluded pricing with invoice add-on.

SPECIFIC DELIVERY TIMES

DARRAN will assist in coordinating a requested delivery time from a carrier. DARRAN makes no guarantees and accepts no responsibility for such services as DARRAN has no control over possible carrier hazards. To ensure specific time arrival, we recommend arranging single stop, designated load carriers. Less than trailer load (LTL) shipments cannot be coordinated for a guaranteed delivery time.

EXPRESS CARRIERS

When requested DARRAN will assist in locating special express carriers that may have short transit times. These services exceed our prepaid freight cost, therefore, pricing is limited to the Freight Excluded formula with special express charges added to invoice.

FEATURES & ADVANTAGES

VENEER AND HPL TOPS

Wood veneer tops and high-pressure laminate tops feature a M2 Grade, CARB2 MDF Core with balanced 3-ply construction. Tops are 1-5/16" thick on all veneer and HPL products except for the Rift Collection, which features 1-1/2" thick primary work surfaces. Tops are connected to chassis with steel angle brackets, wood cleats and dowels. DARRAN only uses HPVA A Grade Flat Cut Cherry, Maple, and Walnut Veneers that are book-matched and slip-matched. Rift-Cut White Oak and Quarter-Cut Ash are available as premium veneers. DARRAN's Rift Collection features a double-cut veneer in a rift-cut pattern for a clean linear aesthetic. Veneer tops feature shapeable MDF edges, 3/4", 1", or 3mm external solid hardwood bands based on collection and edge selection. HPL tops feature a laminate self edge, shapeable MDF edge, or a 3mm solid wood edge based on edge selection.

TFL TOPS

Thermally Fused Laminate tops feature M2 Grade, CARB2 MDF Core with 3-ply balanced construction. Tops are 1-1/8" thick and feature a 2mm flat PVC edge band providing high impact durability. Tops are connected to chassis with steel angle brackets and dowels.

CHASSIS & PEDESTAL CONSTRUCTION

All pedestals and chassis are constructed with 3/4" thick balanced 3-ply panels. Panels are securely fastened together using rails that are bored and doweled, glued, metal reinforcement brackets and wood cleat construction. Thick end panels are pre-bored to accept a tee nut for the adjustable glide and are reinforced with pvc banding to prevent glide tear out. Glue blocks are used where 3/4" thick panels are joined, bored for tee nut to accept adjustable glide.

OVERHEAD CABINET CONSTRUCTION

(FREESTANDING AND WALL MOUNT)

Freestanding Overhead storage cabinets are constructed of 1" and 3/4" thick balanced 3-ply panels. Panels are attached with cam fasteners in conjunction with dowels securely adhered with PVAc (white polyvinyl acetate) glue. All surface mount cabinets connect to work surface with anti-slip tape. Wall mount cabinets are mounted to the wall with steel "z" bracket attachment method using 5mm euro screws to attach to the back of the cabinet. All units ship with a steel "z" bracket. This bracket is mounted to the wall by field installers. Installers are responsible for selecting and supplying appropriate fasteners for wall conditions.

BOOKCASE CONSTRUCTION

All chassis (sides, back, top and bottom panels) are constructed with 3/4" thick balanced 3-ply panels. Panels are attached with cam fasteners in conjunction with dowels securely adhered with PVAc (white polyvinyl acetate) glue. Shelves on all units are 3/4" thick balance 3 ply panels. Optional heavy duty shelves are 1" thick lumber core balanced 5 ply construction.

TACKBOARDS

Wall mount tackboards are constructed of .75" thick fiberboard.

The fabric is precisely aligned and fitted to the tackboard with a sock on cover.

Overhead storage tackboards are constructed of .5" thick fiberboard. The fabric is precisely aligned and fitted to the tackboard and adhered to the rigid hardboard with staples.

ADJUSTABLE GLIDES

Glides provide 1" of vertical leveling adjustment. Glide bottom is durable metal.

DRAWERS

All drawers are constructed of four sides and a bottom, which are attached to a drawer front with screws for easy removal. Drawer fronts feature vertically matched veneer within each pedestal. Pencil trays are standard in all box drawers. Jamestown, Prado, Rift, and Spaces feature maple veneer 1/2" thick material for drawer sides, fronts and backs with a UV finish for maximum durability. Drawer bottoms are 7/32" thick 3-ply maple veneer. Drawer boxes are assemble at each corner with dowel joinery for maximum drawer strength. Capitol Park, Central Park, NSsq, Reception Park, and Richmond Park feature drawers that are 1/2" thick wood grained wrapped 5 sided miter-folded construction with 1/8" thick hardboard bottoms.

SUSPENSIONS

All casegoods utilize cold rolled steel zinc plated high-grade drawer suspensions. All suspensions are warranted for the lifetime of the product. Box and File drawers are full extension, featuring steel ball bearings for a smoother quieter range of motion with soft close operation and are rated 100lbs. Lateral file drawers are a progressive action full extension suspension with the soft close operation and is rated at 150lbs. Lateral files include anti tip mechanism that will allow only one drawer at a time to be opened.

HINGES

Units with doors include 95 degree swing hinges.

FILING

Capitol Park, Central Park, NSsq, Reception Park, and Richmond Park feature a highly durable black plastic extrusion that is securely fastened into a route on top of the drawer. Desk drawers are provided with a cross bar that allows for adjustability for letter or legal filing side to side, letter width filing front to back without the use of a cross bar. Credenza and Return filing is letter width front to back and legal width side to side without the use of a cross bar, letter width side to side with the use of a cross bar. Lateral files feature legal with filing side to side and two rows of letter width front to back with the use of cross bars.

Jamestown, Prado, Rift, and Spaces feature metal file frames around the perimeter of the drawers with cross bars. Desk drawers are provided with a cross bar that allows for adjustability for letter or legal filing side to side, letter width filing front to back without the use of a cross bar. Legal width drawers are specified on desks 72" and larger, and filing is legal front to back or two rows letter side to side. Credenza and Return filing is letter width front to back and legal width side to side without the use of a cross bar, letter width side to side with the use of a cross bar. Lateral files feature legal with filing

side to side and two rows of letter width front to back with the use of cross bars.

LOCKS

Silver, black or bronze face locks are standard on all desks, credenzas, returns, and modular pedestals and match the color of the pull selection. Locks are optional on door storage, overhead storage, towers with doors and all door units. Each drawer pedestal is independently locked. Lock plugs are factory or field installed.

KEYING

Keying is available either factory or field installed. Factory installed keying is random.

WIRE MANAGEMENT

Wire management capabilities include standard and optional worksurface grommets. When grommets are standard or specified in a unit, wire channels under the surface are provided for organization and management of all communication wires and cords.

GROMMETS

Metal grommets are provided to match the drawer pull selection. Grommet is available in black, silver, white or antique brass. Must specify standard or non-standard location. Black plastic grommets are available as an option for vertical applications.

POWERPORTS

A large selection of powerports are available and handle power, data, docking stations and communication. See options section for selection.

LED TASKLIGHTS

LED task lighting provides high efficiency, low energy lighting with long life. LED lights are encased in a silver aluminum alloy material with built in switch to turn the light on/off. Lights are factory installed.

Product specifications listed below:

- Diffuser creates a softer light and eliminates hot spots.
- Built in switch with dimmer control.
- 30w 12Vdc 120V (UL approved) power supply
- Can be "daisy chained" up to 30W
- 50,000 hour life

SIZE	VOLTAGE	WATTAGE	COLOR TEMP.	CRI
24" light	12Vdc	6.4	5000K	90
48" light	12Vdc	12.8	5000K	90
60" light	12Vdc	16	5000K	90

FINISHES

"W" VENEER

Veneer

WAC Amber Cherry	GAC Amber Cherry
WRC Caramel Cherry	GRC Caramel Cherry
WIC Crimson Cherry	GIC Crimson Cherry
WEC Ebony Cherry	N/A
WHC Honey Cherry	GHC Honey Cherry
WOC Koko Cherry	GOC Koko Cherry
WSC Scotch Cherry	N/A
WEW Executive Walnut	GEW Executive Walnut
WGW Gunstock Walnut	N/A
WJW Judicial Walnut	N/A
WNW Natural Walnut	GNW Natural Walnut

"G" LAMINATE HPL TOPS

HPL

"M" THERMALLY FUSED LAMINATE

TFL

N/A

FINISH

ENVI-CT Green Certified European Technology Coatings Finish with Anti-microbial protection.

VENEER AND HPL TOPS

Wood veneer tops and high-pressure laminate tops feature a M2 Grade, CARB2 MDF Core with balanced 3-ply construction. Tops are 1-5/16" thick on all veneer and HPL products except for the Rift Collection, which features 1-1/2" thick primary worksurfaces. Tops are connected to chassis with steel angle brackets, wood cleats and dowels. DARRAN only uses HPVA A Grade Flat Cut Cherry, Maple, and Walnut Veneers that are book-matched and slip-matched. Rift-Cut White Oak and Quarter-Cut Ash are available as premium veneers. DARRAN's Rift Collection features a double-cut veneer in a rift-cut pattern for a clean linear aesthetic. Veneer tops feature shapeable MDF edges, 3/4", 1", or 3mm external solid hardwood bands based on collection and edge selection. HPL tops feature a laminate self edge, shapeable MDF edge, or a 3mm solid wood edge based on edge selection.

TFL TOPS

Thermally Fused Laminate tops feature M2 Grade, CARB2 MDF Core with 3-ply balanced construction. Tops are 1-1/8" thick and feature a 2mm flat PVC edge band providing high impact durability. Tops are connected to chassis with steel angle brackets and dowels.

CHASSIS

3/4" thick core, Medium Density Fiberboard (MDF) rated EPP/SCS/CARB-II material with 3 ply balanced construction. Pedestal and cabinets feature dowel construction reinforced with steel bracket plates, wood cleats, screws and glue. Exposed interiors feature finished veneer of same species as exterior faces. Panel molding standard on approach and end panels of all worksurface height units.

NOTE: All units are standard with 1" adjustable glides that allow for leveling of units.

DRAWER FRONTS

Drawer fronts are vertically matched in balanced sets. Doors feature vertical veneer bookmatched horizontally in sets of 2 / 4 and 6 doors. All drawers and doors have traditional scallop profile edge shape. All tower fronts matched in vertical sets.

DRAWERS

Drawers feature mitre joint / dowel construction with a natural maple finish. All drawers extend 100% for full access on steel ball bearing slides with cushion in-out stops. Drawers have been tested and passed BIFMA 50,000 cycle test. File drawers feature 1/4" bottoms reinforced for heavy weight capacity. All drawers are guaranteed lifetime with free replacement warranty.

OPTIONAL WOOD DRAWERS

Optional hardwood veneer plywood drawers feature banded top and bottom edges for smoothness. Drawers are dowel joint construction with a UV cured finish over maple veneers, plus a lifetime free replacement guarantee.

Optional Wood Drawer (Any Size) – Option Code P33...\$40 List Price Per Drawer

RANDOM LOCKS & KEYING (STANDARD)

Locks are standard on all storage units below the worksurface. Random lock cores are installed at the factory. Some units may be shipped with the same key number. Locks are Silver, Black or Bronze and match pull finish unless specified.

- SRK: Random Silver Random Key - n/c
- BRK: Random Black Random Key - n/c
- ZRK: Random Bronze Random Key - n/c

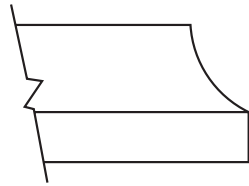
FIELD INSTALLED LOCKS & KEYING (OPTION)

A separate line item must be ordered to receive the numbered lock cores for field installation. Field installed locks are available at no additional charge. Specify Silver or Black Locks.

- SFK: Field Installed Silver Random Key - n/c
- BFK: Field Installed Black Random Key - n/c
- ZFK: Field Installed Bronze Random Key - n/c

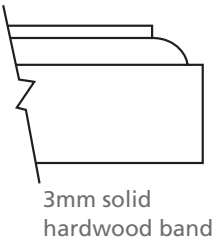
STANDARD PROFILE

Richmond Park Edge
Hardwood Rim Band Species Same As Surface Veneer

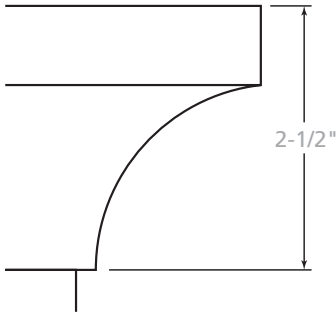


OPTIONAL PROFILE

Classic Edge - No additional upcharge
Hardwood Rim Band Species Same As Surface Veneer



CORNICE TOP PROFILE



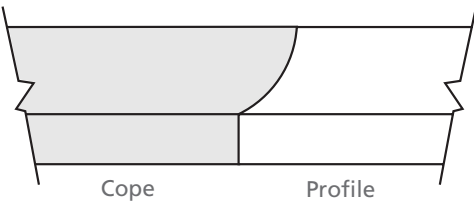
BASE PROFILE



**DRAWER/DOOR
EDGE PROFILE**



HOOKUP EDGE PROFILE



PULLS/KNOBS

Factory Installed



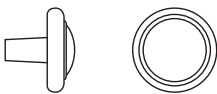
PL-5 Antique Brass
PL-50 Brushed Pewter



PL-4 Antique Brass



DK-114
Brushed Pewter



DK-4
Antique Brass

OPTIONAL WIRE MANAGEMENT GROMMETS

Factory Installed

When grommets are specified or standard in a unit, DARRAN provides wire channels under the surface for organization and management of all communication wires and cords.

Grommets (Standard Location)

Specify Color and Left/Right/Center - \$45 ea.

- Black: TM30-R (Right), TM30-L (Left), TM30-C (Center)

- Silver: TM31-R (Right), TM31-L (Left), TM31-C (Center)

- Antique Brass: TM33-R (Right), TM33-L (Left), TM33-C (Center)

Grommets (Non-Standard Location)

Provide drawing w/ Grommet Location and Specify Color - \$90 ea.

- Black: TM30-NS

- Silver: TM31-NS

- Antique Brass: TM33-NS



GROMMETS (VERTICAL SURFACE)

Standard Location - \$45 ea.

- Black Plastic Vertical Surface: TM50-C (Bottom Center)

Non-Standard Location - \$90 ea.

- Black Plastic Vertical Surface: TM50-NS

STANDARD GROMMET LOCATION REFERENCE



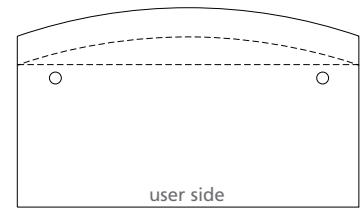
Desk

Specify Right or Left Grommet




6" Overhang Desk

Specify Right or Left Grommet



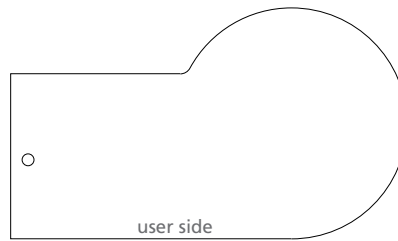
6" / 12" Bow Front Desk

Specify Right or Left Grommet



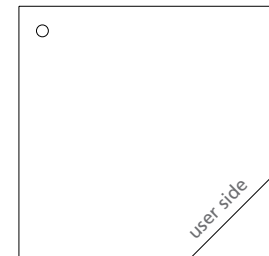
Bullet Conference Desk (Right Post)

Center Grommet



P Conference Desk (Right Post)

Center Grommet




Corner

Center Grommet



Bridge


Center Grommet



Return (Left Pedestal Shown)

Right Pedestal - Left Grommet

Left Pedestal - Right Grommet



Workstation Credenza

Center Kneespace Grommet

GANGING – FLUSH CUT MODIFICATION

30" H Casegood Worksurface & Base Ganging Modifications

To gang two casegood units, each unit end to be ganged must be flush cut modified for gapless surfaces and cabinet chassis.

Order Option:

- FC-B: Flush Unit Both Sides(Facing) for Ganging - \$95
- FC-L: Flush Unit Left (Facing) for Ganging - \$95
- FC-R: Flush Unit Right (Facing) for Ganging - \$95


Flush cut modification per unit includes all modifications to gang to one end or both ends when units are ganged. Modification includes tops, base and molding. Modification reduces width size approximately 1" per end.

Overhead consoles and towers are offered freestanding and ganging – inclusive of flush cut modifications.

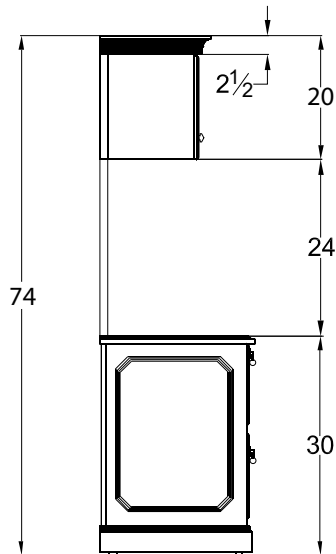
Example:

RPC3121100W Two Drawer Lateral File (Left) Flush Cut Right – FC-R...\$95

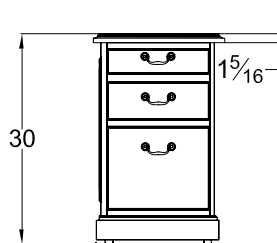
RPC7221054 Kneespace Credenza (Right) Flush Cut Left – FC-L...\$95



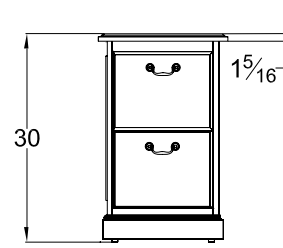
HEIGHT REFERENCE



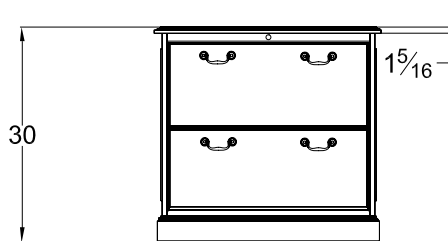
Typical Single Height Side Profile Wall Hung Overhead




Pedestal Front Profile Box/Box/File



Pedestal Front Profile File/File

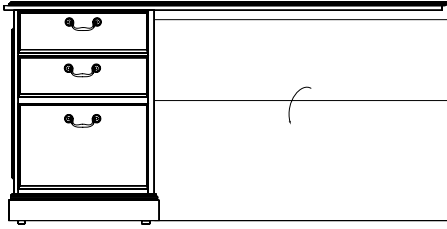


Pedestal Front Profile Lateral File

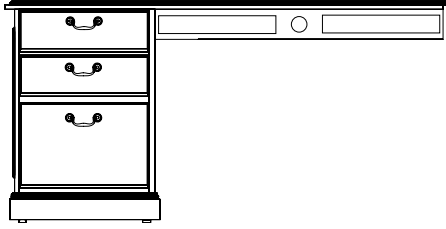



Pedestal Front Profile Multi-File

MODESTY REFERENCE




Top View




M51
Open Back Modesty with 4" Wire Management Rail

M34
Drop Door Tech Modesty




M37
Fixed Full Modesty


GRAIN DIRECTION



Desk




Runoff Desk




Bridge



Credenza



Return



Corner


INTERIOR DRAWER DIMENSIONS

UNIT DEPTH	DRAWER TYPE	OVERALL DIMENSIONS			INTERIOR DRAWER DIMENSIONS			NOTES
		W	D	H	W	D	H	
15-5/8" Letter	36" Box	13-1/8	19-11/16	4	12-1/8	18-11/16	3-7/16	Units less than 72"
	36" File	13-1/8	19-11/16	9-13/16	12-1/8	18-11/16	9-5/16	Units less than 72"
	30" Box	13-1/8	19-11/16	4	12-1/8	18-11/16	3-7/16	Units less than 72"
	30" File	13-1/8	19-11/16	9-13/16	12-1/8	18-11/16	9-5/16	Units less than 72"
	24" Box	13-1/8	16-1/16	4	12-1/8	15-1/16	3-7/16	Units less than 72"
	24" File	13-1/8	16-1/16	9-13/16	12-1/8	15-1/16	9-5/16	Units less than 72"
29" Lateral	24" Box	26-1/2	16-1/16	4	25-1/2	15-1/16	3-7/16	Workstation Credenzas less than 82"
	24" File	26-1/2	16-1/16	9-13/16	25-1/2	15-1/16	9-5/16	Workstation Credenzas less than 82"
35" Lateral	24" Box	32-1/2	16-1/16	4	31-1/2	15-1/16	3-7/16	Workstation Credenzas over 83"
	24" File	32-1/2	16-1/16	9-13/16	31-1/2	15-1/16	9-5/16	Workstation Credenzas over 83"
41" Lateral	24" File	38-1/2	16-1/16	9-13/16	37-1/2	15-1/16	9-5/16	Wood Drawer Only


FILING REFERENCE

FILING FOR 24" DEPTH UNITS

13 1/8" Wide File Drawer - 16 1/16" Deep



Letter Front to Back




Legal Side to Side
with File Rail

FILING FOR 30" & 36" DEPTH UNITS


13 1/8" Wide File Drawer - 19 11/16" Deep



Letter Front to Back




Legal Side to Side
with File Rail




Letter Side to Side
with File Rail

29" LATERAL FILE DRAWER


26-1/2" Wide File Drawer - 16-1/16" Deep



Legal Side to Side




Legal Side to Side
Letter Front to Back
with File Rail




Letter Front to Back
with File Rail

35" LATERAL FILE DRAWER

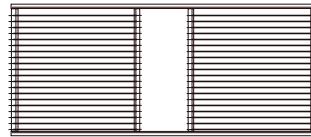
32-1/2" Wide File Drawer - 16-1/16" Deep



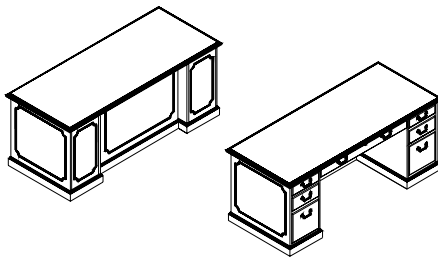
Legal Side to Side



Legal Side to Side
Letter Front to Back
with File Rail



Letter Front to Back
with File Rail



EXECUTIVE CHASSIS DOUBLE PEDESTAL DESK

STANDARD FEATURES

- Box/Box/File
- Full extension drawers - locking
- Drawer fronts w/ profile edges
- Full modesty w/ base
- Pull out writing shelf
- Soft close suspension drawer(s)

[CLICK HERE TO VIEW PRODUCT INDEX](#)

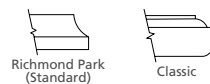
1 SELECT A STYLE

DIMENSIONS		STYLE NUMBER		LIST PRICE	STYLE NUMBER		LIST PRICE	STYLE NUMBER		LIST PRICE
W" x D" x H"	WGT	"W" Veneer	Veneer Top Veneer Chassis		"G" HPL	High Pressure Laminate Top Veneer Chassis		"M" TFL	Thermally Fused Laminate Top Thermally Fused Laminate Chassis	
84 x 36 x 30	350	RPC8436DD000W		3949	RPC8436DD000G		3949	"M" Option N/A		
72 x 36 x 30	335	RPC7236DD000W		3557	RPC7236DD000G		3557	"M" Option N/A		
72 x 30 x 30	320	RPC7230DD000W		3488	RPC7230DD000G		3488	"M" Option N/A		
66 x 36 x 30	315	RPC6636DD000W		3488	RPC6636DD000G		3488	"M" Option N/A		
66 x 30 x 30	275	RPC6630DD000W		3402	RPC6630DD000G		3402	"M" Option N/A		
60 x 30 x 30	230	RPC6030DD000W		3153	RPC6030DD000G		3153	"M" Option N/A		

2 SELECT A FINISH

"W" Veneer	"G" HPL	"M" TFL	
WAC	GAC	-	Amber Cherry
WRC	GRC	-	Caramel Cherry
WIC	GIC	-	Crimson Cherry
WHC	GHC	-	Honey Cherry
WOC	GOC	-	KoKo Cherry
WSC	-	-	Scotch Cherry
WEW	GEW	-	Executive Walnut
WGW	-	-	Gunstock Walnut
WJW	-	-	Judicial Walnut
WNW	GNW	-	Natural Walnut
WEC	-	-	Ebony Cherry

3 SELECT AN EDGE



5 OPTIONS

ACCESSORIES

- K28: Articulating Keyboard w/ Mouse (removes center drawer) - \$280

DRAWER

- P6: Modify Box/Box/File to File/File - \$50 per pedestal
- P33: Wood Drawer Upgrade - \$40 per drawer

GROMMETS (STANDARD LOCATION)

Specify Color and Location Right/Left - \$45 ea.

- Black: TM30-R (Right), TM30-L (Left)
- Silver: TM31-R (Right), TM31-L (Left)
- Antique Brass: TM33-R (Right), TM33-L (Left)

GROMMETS (NON-STANDARD LOCATION)

Provide drawing w/ Grommet Location and Specify Color - \$90 ea.

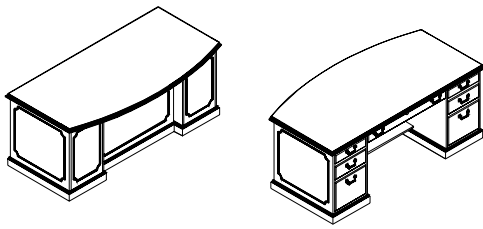
- Black: TM30-NS
- Silver: TM31-NS
- Antique Brass: TM33-NS

MOLDING

- DSM1: Delete Molding - Deduct \$95

4 SELECT HARDWARE





BOWFRONT EXECUTIVE CHASSIS DOUBLE PEDESTAL DESK

STANDARD FEATURES

- Box/Box/File
- Decorative molding
- Drawer fronts w/ profile edges
- Full extension drawers - locking
- Full fixed modesty w/ base
- Pull out writing shelf
- Soft close suspension drawer(s)

NOTES

- 6" overhang on approach

[CLICK HERE TO VIEW PRODUCT INDEX](#)

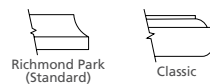
1 SELECT A STYLE

DIMENSIONS		STYLE NUMBER	LIST PRICE	STYLE NUMBER	LIST PRICE	STYLE NUMBER	LIST PRICE
W" x D" x H"	WGT	"W" Veneer Veneer Top Veneer Chassis		"G" HPL High Pressure Laminate Top Veneer Chassis		"M" TFL Thermally Fused Laminate Top Thermally Fused Laminate Chassis	
84 x 36/42 x 30	370	PRC8442DD006W	4334	RPC8442DD006G	4334	"M" Option N/A	
72 x 36/42 x 30	350	RPC7242DD006W	3943	RPC7242DD006G	3943	"M" Option N/A	
72 x 30/36 x 30	340	RPC7236DD006W	3794	RPC7236DD006G	3794	"M" Option N/A	
66 x 30/36 x 30	325	RPC6636DD006W	3725	RPC6636DD006G	3725	"M" Option N/A	

2 SELECT A FINISH

"W" Veneer	"G" HPL	"M" TFL	
WAC	GAC	-	Amber Cherry
WRC	GRC	-	Caramel Cherry
WIC	GIC	-	Crimson Cherry
WHC	GHC	-	Honey Cherry
WOC	GOC	-	KoKo Cherry
WSC	-	-	Scotch Cherry
WEW	GEW	-	Executive Walnut
WGW	-	-	Gunstock Walnut
WJW	-	-	Judicial Walnut
WNW	GNW	-	Natural Walnut
WEC	-	-	Ebony Cherry

3 SELECT AN EDGE



5 OPTIONS

ACCESSORIES

- K28: Articulating Keyboard w/ Mouse (removes center drawer) - \$280

DRAWER

- P6: Modify Box/Box/File to File/File - \$50 per pedestal
- P33: Wood Drawer Upgrade - \$40 per drawer

GROMMETS (STANDARD LOCATION)

Specify Color and Location Right/Left - \$45 ea.

- Black: TM30-R (Right), TM30-L (Left)
- Silver: TM31-R (Right), TM31-L (Left)
- Antique Brass: TM33-R (Right), TM33-L (Left)

GROMMETS (NON-STANDARD LOCATION)

Provide drawing w/ Grommet Location and Specify Color - \$90 ea.

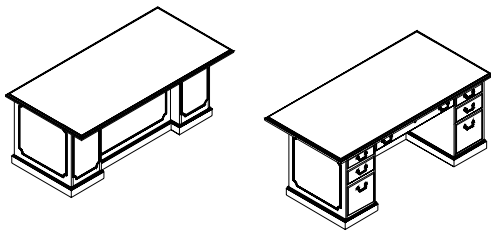
- Black: TM30-NS
- Silver: TM31-NS
- Antique Brass: TM33-NS

MOLDING

- DSM1: Delete Molding - Deduct \$95

4 SELECT HARDWARE





CONFERENCE OVERHANG CHASSIS DOUBLE PEDESTAL DESK

STANDARD FEATURES

- Box/Box/File
- Decorative molding
- Drawer fronts w/ profile edges
- Full extension drawers - locking
- Full fixed modesty w/ base
- Pull out writing shelf
- Soft close suspension drawer(s)

NOTES

- 6" overhang on approach

[CLICK HERE TO VIEW PRODUCT INDEX](#)

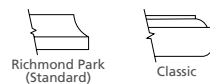
1 SELECT A STYLE

DIMENSIONS		STYLE NUMBER		LIST PRICE	STYLE NUMBER		LIST PRICE	STYLE NUMBER		LIST PRICE
W" x D" x H"	WGT	"W" Veneer	Veneer Top Veneer Chassis		"G" HPL	High Pressure Laminate Top Veneer Chassis		"M" TFL	Thermally Fused Laminate Top Thermally Fused Laminate Chassis	
72 x 30 Chassis										
84 x 36 x 30	330	RPC8436DD037W		3750	RPC8436DD037G		3750	"M" Option N/A		
66 x 30 Chassis										
72 x 36 x 30	300	RPC7236DD037W		3283	RPC7236DD037G		3283	"M" Option N/A		
60 x 30 Chassis										
66 x 36 x 30	275	RPC6636DD037W		3203	RPC6636DD037G		3203	"M" Option N/A		
60 x 24 Chassis										
66 x 30 x 30	250	RPC6630DD037W		2824	RPC6630DD037G		2824	"M" Option N/A		

2 SELECT A FINISH

"W" Veneer	"G" HPL	"M" TFL	
WAC	GAC	-	Amber Cherry
WRC	GRC	-	Caramel Cherry
WIC	GIC	-	Crimson Cherry
WHC	GHC	-	Honey Cherry
WOC	GOC	-	KoKo Cherry
WSC	-	-	Scotch Cherry
WEW	GEW	-	Executive Walnut
WGW	-	-	Gunstock Walnut
WJW	-	-	Judicial Walnut
WNW	GNW	-	Natural Walnut
WEC	-	-	Ebony Cherry

3 SELECT AN EDGE



5 OPTIONS

ACCESSORIES

- K28: Articulating Keyboard w/ Mouse (removes center drawer) - \$280

DRAWER

- P6: Modify Box/Box/File to File/File - \$50 per pedestal
- P33: Wood Drawer Upgrade - \$40 per drawer

GROMMETS (STANDARD LOCATION)

Specify Color and Location Right/Left - \$45 ea.

- Black: TM30-R (Right), TM30-L (Left)
- Silver: TM31-R (Right), TM31-L (Left)
- Antique Brass: TM33-R (Right), TM33-L (Left)

GROMMETS (NON-STANDARD LOCATION)

Provide drawing w/ Grommet Location and Specify Color - \$90 ea.

- Black: TM30-NS
- Silver: TM31-NS
- Antique Brass: TM33-NS

MOLDING

- DSM1: Delete Molding - Deduct \$95

4 SELECT HARDWARE



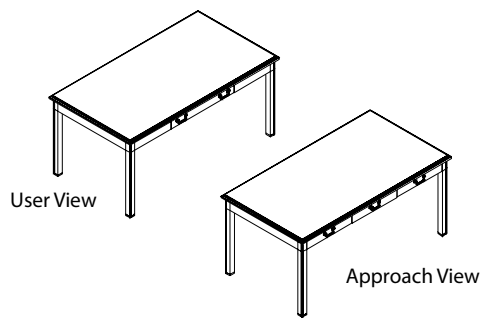


TABLE DESK

STANDARD FEATURES

- Approach side has 3 section appearance w/ pulls
- Full extension drawers - Full extension drawers
- locking
- Hardwood post legs w/ corner applique
- Metal ferrule toe - finish matches pull

[CLICK HERE TO VIEW PRODUCT INDEX](#)

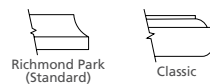
1 SELECT A STYLE

DIMENSIONS		STYLE NUMBER		LIST PRICE	STYLE NUMBER		LIST PRICE	STYLE NUMBER		LIST PRICE
W" x D" x H"	WGT	"W" Veneer	Veneer Top Veneer Chassis		"G" HPL	High Pressure Laminate Top Veneer Chassis		"M" TFL	Thermally Fused Laminate Top Thermally Fused Laminate Chassis	
72 x 36 x 30	150	RPC7236DT107W		2226	RPC7236DT107G		2226	"M" Option N/A		
66 x 36 x 30	140	RPC6636DT107W		2164	RPC6636DT107G		2164	"M" Option N/A		
66 x 30 x 30	130	RPC6630DT107W		2090	RPC6630DT107G		2090	"M" Option N/A		
60 x 30 x 30	120	RPC6030DT107W		1971	RPC6030DT107G		1971	"M" Option N/A		

2 SELECT A FINISH

"W" Veneer	"G" HPL	"M" TFL	
WAC	GAC	-	Amber Cherry
WRC	GRC	-	Caramel Cherry
WIC	GIC	-	Crimson Cherry
WHC	GHC	-	Honey Cherry
WOC	GOC	-	KoKo Cherry
WSC	-	-	Scotch Cherry
WEW	GEW	-	Executive Walnut
WGW	-	-	Gunstock Walnut
WJW	-	-	Judicial Walnut
WNW	GNW	-	Natural Walnut
WEC	-	-	Ebony Cherry

3 SELECT AN EDGE



5 OPTIONS

DRAWER

- P33: Wood Drawer Upgrade - \$40 per drawer

GROMMETS (STANDARD LOCATION)

Specify Color and Location Right/Left - \$45 ea.

- Black: TM30-R (Right), TM30-L (Left)
- Silver: TM31-R (Right), TM31-L (Left)
- Antique Brass: TM33-R (Right), TM33-L (Left)

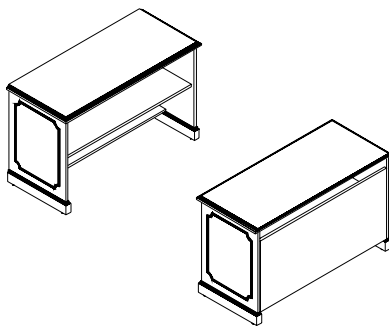
GROMMETS (NON-STANDARD LOCATION)

Provide drawing w/ Grommet Location and Specify Color - \$90 ea.

- Black: TM30-NS
- Silver: TM31-NS
- Antique Brass: TM33-NS

4 SELECT HARDWARE





CRT DESK / PRINTER

STANDARD FEATURES

- 6" Storage foot shelf
- Adjustable shelf
- End panel molding
- Wire/Paper access back

[CLICK HERE TO VIEW PRODUCT INDEX](#)

1 SELECT A STYLE

DIMENSIONS		STYLE NUMBER	LIST PRICE	STYLE NUMBER	LIST PRICE	STYLE NUMBER	LIST PRICE
W" x D" x H"	WGT	"W" Veneer Veneer Top Veneer Chassis		"G" HPL High Pressure Laminate Top Veneer Chassis		"M" TFL Thermally Fused Laminate Top Thermally Fused Laminate Chassis	
48 x 24 x 30	130	RPC4824AU225W	1810	RPC4824AU225G	1810	"M" Option N/A	
42 x 24 x 30	120	RPC4224AU225W	1747	RPC4224AU225G	1747	"M" Option N/A	
36 x 24 x 30	110	RPC3624AU225W	1704	RPC3624AU225G	1704	"M" Option N/A	

2 SELECT A FINISH

"W" Veneer	"G" HPL	"M" TFL	
WAC	GAC	-	Amber Cherry
WRC	GRC	-	Caramel Cherry
WIC	GIC	-	Crimson Cherry
WHC	GHC	-	Honey Cherry
WOC	GOC	-	KoKo Cherry
WSC	-	-	Scotch Cherry
WEW	GEW	-	Executive Walnut
WGW	-	-	Gunstock Walnut
WJW	-	-	Judicial Walnut
WNW	GNW	-	Natural Walnut
WEC	-	-	Ebony Cherry

3 SELECT AN EDGE



5 OPTIONS

GROMMETS (STANDARD LOCATION)

- Specify Color - \$45 ea.
- Black: TM30-C (Center)
 - Silver: TM31-C (Center)
 - Antique Brass: TM33-C (Center)

GROMMETS (NON-STANDARD LOCATION)

- Provide drawing w/ Grommet Location and Specify Color - \$90 ea.
- Black: TM30-NS
 - Silver: TM31-NS
 - Antique Brass: TM33-NS

GROMMETS (VERTICAL SURFACE)

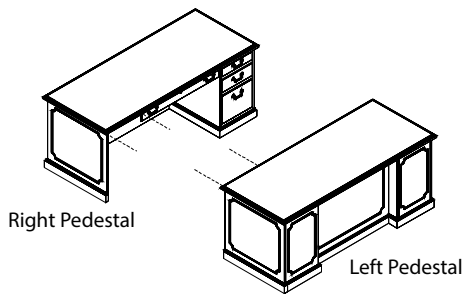
- Standard Location - \$45 ea.
- Black Plastic Vertical Surface: TM50-C (Bottom Center)
- Non-Standard Location - \$90 ea.
- Black Plastic Vertical Surface: TM50-NS

MOLDING

- DSM2: Delete molding - Deduct \$50

4 SELECT HARDWARE

Hardware
Option Not
Available



EXECUTIVE CHASSIS SINGLE PEDESTAL DESK

STANDARD FEATURES

- Box/Box/File
- Drawer fronts w/ profile edges
- Full extension drawers - Full extension drawers
- locking
- Full fixed modesty w/ base
- Hookup hardware
- Pull out writing shelf
- Soft close suspension drawer(s)

[CLICK HERE TO VIEW PRODUCT INDEX](#)

1 SELECT A STYLE

DIMENSIONS		STYLE NUMBER		LIST PRICE	STYLE NUMBER		LIST PRICE	STYLE NUMBER		LIST PRICE
W" x D" x H"	WGT	"W" Veneer	Veneer Top Veneer Chassis		"G" HPL	High Pressure Laminate Top Veneer Chassis		"M" TFL	Thermally Fused Laminate Top Thermally Fused Laminate Chassis	
Left Pedestal										
84 x 36 x 30	330	RPC8436DS009W		3396	RPC8436DS009G		3396	"M" Option N/A		
72 x 36 x 30	290	RPC7236DS009W		3066	RPC7236DS009G		3066	"M" Option N/A		
72 x 30 x 30	255	RPC7230DS009W		3035	RPC7230DS009G		3035	"M" Option N/A		
66 x 36 x 30	275	RPC6636DS009W		2991	RPC6636DS009G		2991	"M" Option N/A		
66 x 30 x 30	250	RPC6630DS009W		2911	RPC6630DS009G		2911	"M" Option N/A		
62 x 30 x 30	230	RPC6230DS009W		2891	RPC6230DS009G		2891	"M" Option N/A		
Right Pedestal										
84 x 36 x 30	330	RPC8436DS010W		3396	RPC8436DS010G		3396	"M" Option N/A		
72 x 36 x 30	290	RPC7236DS010W		3066	RPC7236DS010G		3066	"M" Option N/A		
72 x 30 x 30	255	RPC7230DS010W		3035	RPC7230DS010G		3035	"M" Option N/A		
66 x 36 x 30	275	RPC6636DS010W		2991	RPC6636DS010G		2991	"M" Option N/A		
66 x 30 x 30	250	RPC6630DS010W		2911	RPC6630DS010G		2911	"M" Option N/A		
62 x 30 x 30	230	RPC6230DS010W		2891	RPC6230DS010G		2891	"M" Option N/A		

2 SELECT A FINISH

"W" Veneer	"G" HPL	"M" TFL	
WAC	GAC	-	Amber Cherry
WRC	GRC	-	Caramel Cherry
WIC	GIC	-	Crimson Cherry
WHC	GHC	-	Honey Cherry
WOC	GOC	-	KoKo Cherry
WSC	-	-	Scotch Cherry
WEW	GEW	-	Executive Walnut
WGW	-	-	Gunstock Walnut
WJW	-	-	Judicial Walnut
WNW	GNW	-	Natural Walnut
WEC	-	-	Ebony Cherry

3 SELECT AN EDGE



5 OPTIONS

DRAWER

- P33: Wood Drawer Upgrade - \$40 per drawer

GROMMETS (STANDARD LOCATION)

Specify Color and Location Right/Left - \$45 ea.

- Black: TM30-R (Right), TM30-L (Left)
- Silver: TM31-R (Right), TM31-L (Left)
- Antique Brass: TM33-R (Right), TM33-L (Left)

GROMMETS (NON-STANDARD LOCATION)

Provide drawing w/ Grommet Location and Specify Color - \$90 ea.

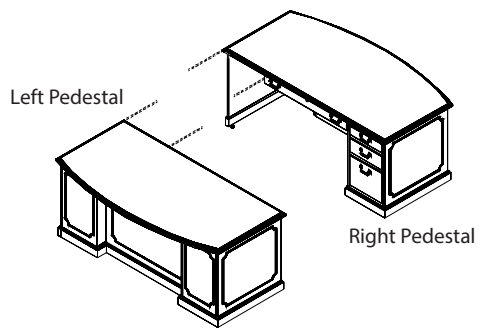
- Black: TM30-NS
- Silver: TM31-NS
- Antique Brass: TM33-NS

MOLDING

- DSM1: Delete molding - Deduct \$95

4 SELECT HARDWARE





BOWFRONT EXECUTIVE CHASSIS SINGLE PEDESTAL DESK

STANDARD FEATURES

- 6" Overhang on approach
- Box/Box/File
- Drawer fronts w/ profile edges
- Full extension drawers - Full extension drawers
- locking
- Full fixed modesty w/ base
- Hookup hardware
- Pull out writing shelf
- Soft close suspension drawer(s)

[CLICK HERE TO VIEW PRODUCT INDEX](#)

1 SELECT A STYLE

DIMENSIONS		STYLE NUMBER		LIST PRICE	STYLE NUMBER		LIST PRICE	STYLE NUMBER		LIST PRICE
W" x D" x H"	WGT	"W" Veneer	Veneer Top Veneer Chassis		"G" HPL	High Pressure Laminate Top Veneer Chassis		"M" TFL	Thermally Fused Laminate Top Thermally Fused Laminate Chassis	
Left Pedestal										
84 x 36/42 x 30	350	RPC8442DS017W		3613	RPC8442DS017G		3613	"M" Option N/A		
72 x 36/42 x 30	315	RPC7242DS017W		3396	RPC7242DS017G		3396	"M" Option N/A		
72 x 30/36 x 30	295	RPC7236DS017W		3352	RPC7236DS017G		3352	"M" Option N/A		
66 x 36/42 x 30	285	RPC6642DS017W		3321	RPC6642DS017G		3321	"M" Option N/A		
66 x 30/36 x 30	275	RPC6636DS017W		3228	RPC6636DS017G		3228	"M" Option N/A		
Right Pedestal										
84 x 36/42 x 30	350	RPC8442DS018W		3613	RPC8442DS018G		3613	"M" Option N/A		
72 x 36/42 x 30	315	RPC7242DS018W		3396	RPC7242DS018G		3396	"M" Option N/A		
72 x 30/36 x 30	295	RPC7236DS018W		3352	RPC7236DS018G		3352	"M" Option N/A		
66 x 36/42 x 30	285	RPC6642DS018W		3321	RPC6642DS018G		3321	"M" Option N/A		
66 x 30/36 x 30	275	RPC6636DS018W		3228	RPC6636DS018G		3228	"M" Option N/A		

2 SELECT A FINISH

"W" Veneer	"G" HPL	"M" TFL	
WAC	GAC	-	Amber Cherry
WRC	GRC	-	Caramel Cherry
WIC	GIC	-	Crimson Cherry
WHC	GHC	-	Honey Cherry
WOC	GOC	-	KoKo Cherry
WSC	-	-	Scotch Cherry
WEW	GEW	-	Executive Walnut
WGW	-	-	Gunstock Walnut
WJW	-	-	Judicial Walnut
WNW	GNW	-	Natural Walnut
WEC	-	-	Ebony Cherry

3 SELECT AN EDGE



5 OPTIONS

DRAWER

- K28: Articulating Keyboard w/ Mouse - \$280
- P6: Modify Box/Box/File to File/File - \$50 per pedestal
- P33: Wood Drawer Upgrade - \$40 per drawer

GROMMETS (STANDARD LOCATION)

Specify Color and Location Right/Left - \$45 ea.

- Black: TM30-R (Right), TM30-L (Left)
- Silver: TM31-R (Right), TM31-L (Left)
- Antique Brass: TM33-R (Right), TM33-L (Left)

GROMMETS (NON-STANDARD LOCATION)

Provide drawing w/ Grommet Location and Specify Color - \$90 ea.

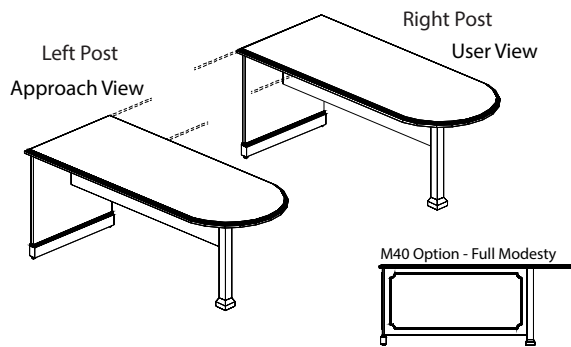
- Black: TM30-NS
- Silver: TM31-NS
- Antique Brass: TM33-NS

MOLDING

- DSM1: Delete molding - Deduct \$95

4 SELECT HARDWARE





BULLET CONFERENCE DESK

STANDARD FEATURES

- 12" Modesty panel standard
- End panel w/ solid hardwood base
- Solid hardwood square post

NOTES

- "P" Tops and Bullets are not intended to be freestanding

[CLICK HERE TO VIEW PRODUCT INDEX](#)

1 SELECT A STYLE

DIMENSIONS		STYLE NUMBER		LIST PRICE	STYLE NUMBER		LIST PRICE	STYLE NUMBER		LIST PRICE
W" x D" x H"	WGT	"W" Veneer	Veneer Top Veneer Chassis		"G" HPL	High Pressure Laminate Top Veneer Chassis		"M" TFL	Thermally Fused Laminate Top Thermally Fused Laminate Chassis	
Left Post										
72 x 36 x 30	160	RPC7236DC716W		2413	RPC7236DC716G		2413	"M" Option N/A		
72 x 30 x 30	150	RPC7230DC716W		2338	RPC7230DC716G		2338	"M" Option N/A		
66 x 36 x 30	155	RPC6636DC716W		2338	RPC6630DC716G		2338	"M" Option N/A		
66 x 30 x 30	140	RPC6630DC716W		2252	RPC6636DC716G		2252	"M" Option N/A		
60 x 30 x 30	125	RPC6030DC716W		2183	RPC6030DC716G		2183	"M" Option N/A		
Right Post										
72 x 36 x 30	160	RPC7236DC715W		2413	RPC7236DC715G		2413	"M" Option N/A		
72 x 30 x 30	150	RPC7230DC715W		2338	RPC7230DC715G		2338	"M" Option N/A		
66 x 36 x 30	155	RPC6636DC715W		2338	RPC6636DC715G		2338	"M" Option N/A		
66 x 30 x 30	140	RPC6630DC715W		2252	RPC6630DC715G		2252	"M" Option N/A		
60 x 30 x 30	125	RPC6030DC715W		2183	RPC6030DC715G		2183	"M" Option N/A		

2 SELECT A FINISH

"W" Veneer	"G" HPL	"M" TFL	
WAC	GAC	-	Amber Cherry
WRC	GRC	-	Caramel Cherry
WIC	GIC	-	Crimson Cherry
WHC	GHC	-	Honey Cherry
WOC	GOC	-	KoKo Cherry
WSC	-	-	Scotch Cherry
WEW	GEW	-	Executive Walnut
WGW	-	-	Gunstock Walnut
WJW	-	-	Judicial Walnut
WNW	GNW	-	Natural Walnut
WEC	-	-	Ebony Cherry

3 SELECT AN EDGE



5 OPTIONS

ACCESSORIES

- K28: Articulating Keyboard w/ Mouse - \$280
- K30: Traditional Center Drawer - \$195

GROMMETS (STANDARD LOCATION)

- Specify Color - \$45 ea.
- Black: TM30-C (Center)
- Silver: TM31-C (Center)
- Antique Brass: TM33-C (Center)

GROMMETS (NON-STANDARD LOCATION)

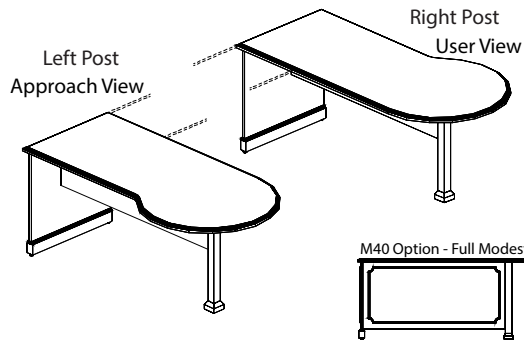
- Provide drawing w/ Grommet Location and Specify Color - \$90 ea.
- Black: TM30-NS
- Silver: TM31-NS
- Antique Brass: TM33-NS

MODESTY

- M40: Fixed Full Modesty - \$195

4 SELECT HARDWARE

Hardware
Option Not
Available



"P" CONFERENCE DESK

STANDARD FEATURES

- 12" Modesty panel
- End panel w/ solid hardwood base
- Solid hardwood square post

NOTES

- "P" Tops and Bullets are not intended to be freestanding

[CLICK HERE TO VIEW PRODUCT INDEX](#)

1 SELECT A STYLE

DIMENSIONS		STYLE NUMBER		LIST PRICE	STYLE NUMBER		LIST PRICE	STYLE NUMBER		LIST PRICE
W" x D" x H"	WGT	"W" Veneer	Veneer Top Veneer Chassis		"G" HPL	High Pressure Laminate Top Veneer Chassis		"M" TFL	Thermally Fused Laminate Top Thermally Fused Laminate Chassis	
Left Post										
72 x 36/42 x 30	185	RPC7242DC028W		2575	RPC7242DC028G		2575	"M" Option	N/A	
72 x 30/36 x 30	165	RPC7236DC028W		2513	RPC7236DC028G		2513	"M" Option	N/A	
66 x 36/42 x 30	170	RPC6642DC028W		2513	RPC6642DC028G		2513	"M" Option	N/A	
66 x 30/36 x 30	155	RPC6636DC028W		2338	RPC6636DC028G		2338	"M" Option	N/A	
Right Post										
72 x 36/42 x 30	185	RPC7242DC027W		2575	RPC7242DC027G		2575	"M" Option	N/A	
72 x 30/36 x 30	165	RPC7236DC027W		2513	RPC7236DC027G		2513	"M" Option	N/A	
66 x 36/42 x 30	170	RPC6642DC027W		2513	RPC6642DC027G		2513	"M" Option	N/A	
66 x 30/36 x 30	155	RPC6636DC027W		2338	RPC6636DC027G		2338	"M" Option	N/A	

2 SELECT A FINISH

"W" Veneer	"G" HPL	"M" TFL	
WAC	GAC	-	Amber Cherry
WRC	GRC	-	Caramel Cherry
WIC	GIC	-	Crimson Cherry
WHC	GHC	-	Honey Cherry
WOC	GOC	-	KoKo Cherry
WSC	-	-	Scotch Cherry
WEW	GEW	-	Executive Walnut
WGW	-	-	Gunstock Walnut
WJW	-	-	Judicial Walnut
WNW	GNW	-	Natural Walnut
WEC	-	-	Ebony Cherry

3 SELECT AN EDGE



5 OPTIONS

ACCESSORIES

- K28: Articulating Keyboard w/ Mouse - \$280
- K30: Traditional Center Drawer - \$195

GROMMETS (STANDARD LOCATION)

- Specify Color - \$45 ea.
- Black: TM30-C (Center)
- Silver: TM31-C (Center)
- Antique Brass: TM33-C (Center)

GROMMETS (NON-STANDARD LOCATION)

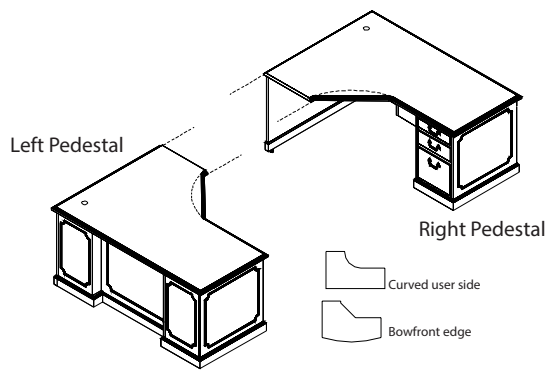
- Provide drawing w/ Grommet Location and Specify Color - \$90 ea.
- Black: TM30-NS
- Silver: TM31-NS
- Antique Brass: TM33-NS

MODESTY

- M40: Fixed Full Modesty - \$195

4 SELECT HARDWARE

Hardware
Option Not
Available



BREAKFRONT BOX / BOX / FILE SERVICE DESK

STANDARD FEATURES

- 1 Standard grommet w / wire channel - matches pull finish or specify black TM30, silver TM31 or antique brass TM33
- Box/Box/File
- Drawer fronts w/ profile edges
- Full fixed modesty w/ base
- Pull out writing shelf
- Soft close suspension drawer(s)

- Service Desk Can Be Used w/ Returns
- Use With Service Credenza For "U" Workstations

NOTES

[CLICK HERE TO VIEW PRODUCT INDEX](#)

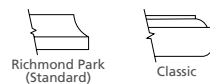
1 SELECT A STYLE

DIMENSIONS		STYLE NUMBER		LIST PRICE	STYLE NUMBER		LIST PRICE	STYLE NUMBER		LIST PRICE
W" x D" x H"	WGT	"W" Veneer	Veneer Top Veneer Chassis		"G" HPL	High Pressure Laminate Top Veneer Chassis		"M" TFL	Thermally Fused Laminate Top Thermally Fused Laminate Chassis	
Left Pedestal										
72 x 30/48 x 30	305	RPC7248DS754W		4309	RPC7248DS754G		4309	"M" Option N/A		
66 x 30/48 x 30	295	RPC6648DS754W		4223	RPC6648DS754G		4223	"M" Option N/A		
66 x 24/42 x 30	275	RPC6642DS754W		3880	RPC6642DS754G		3880	"M" Option N/A		
Right Pedestal										
72 x 30/48 x 30	305	RPC7248DS753W		4309	RPC7248DS753G		4309	"M" Option N/A		
66 x 30/48 x 30	295	RPC6648DS753W		4223	RPC6648DS753G		4223	"M" Option N/A		
66 x 24/42 x 30	275	RPC6642DS753W		3880	RPC6642DS753G		3880	"M" Option N/A		

2 SELECT A FINISH

"W" Veneer	"G" HPL	"M" TFL	
WAC	GAC	-	Amber Cherry
WRC	GRC	-	Caramel Cherry
WIC	GIC	-	Crimson Cherry
WHC	GHC	-	Honey Cherry
WOC	GOC	-	KoKo Cherry
WSC	-	-	Scotch Cherry
WEW	GEW	-	Executive Walnut
WGW	-	-	Gunstock Walnut
WJW	-	-	Judicial Walnut
WNW	GNW	-	Natural Walnut
WEC	-	-	Ebony Cherry

3 SELECT AN EDGE



5 OPTIONS

ACCESSORIES

- K28: Articulating Keyboard w/ Mouse - \$280

DRAWER

- P6: Modify Box/Box/File to File/File - \$50 per pedestal
- P33: Wood Drawer Upgrade - \$40 per drawer

GROMMETS (NON-STANDARD LOCATION)

Provide drawing w/ Grommet Location and Specify Color - \$90 ea.

- Black: TM30-NS
- Silver: TM31-NS
- Antique Brass: TM33-NS

MOLDING

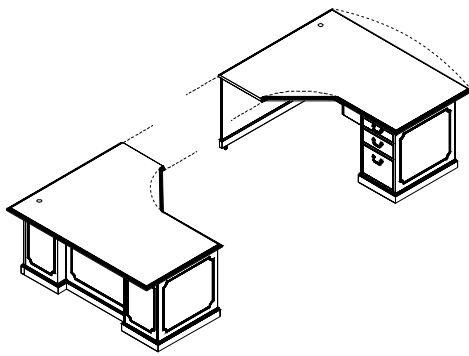
- DSM1: Delete molding - Deduct \$95

TOP

- T80: MDF Edge Curve User Side - \$95
- T81: MDF Edge Approach Side Bowfront Edge - \$295

4 SELECT HARDWARE





OVERHANG BREAKFRONT BOX / BOX / FILE SERVICE DESK

STANDARD FEATURES

- 1 Standard grommet w / wire channel - matches pull finish or specify black TM30, silver TM31 or antique brass TM33
- Box/Box/File
- Drawer fronts w/ profile edges
- Full fixed modesty w/ base
- Pull out writing shelf
- Soft close suspension drawer(s)
- 6" overhang on approach
- Service Desk Can Be Used w/ Returns
- Use With Service Credenza For "U" Workstations

NOTES

[CLICK HERE TO VIEW PRODUCT INDEX](#)

1 SELECT A STYLE

DIMENSIONS		STYLE NUMBER		LIST PRICE	STYLE NUMBER		LIST PRICE	STYLE NUMBER		LIST PRICE
W" x D" x H"	WGT	"W" Veneer	Veneer Top Veneer Chassis		"G" HPL	High Pressure Laminate Top Veneer Chassis		"M" TFL	Thermally Fused Laminate Top Thermally Fused Laminate Chassis	
Left Pedestal										
72 x 36/54 x 30	355	RPC7254DS758W		4626	RPC7254DS758G		4626	"M" Option N/A		
66 x 36/54 x 30	340	RPC6654DS758W		4533	RPC6654DS758G		4533	"M" Option N/A		
66 x 30/48 x 30	310	RPC6648DS758W		4142	RPC6648DS758G		4142	"M" Option N/A		
Right Pedestal										
72 x 36/54 x 30	355	RPC7254DS757W		4626	RPC7254DS757G		4626	"M" Option N/A		
66 x 36/54 x 30	340	RPC6654DS757W		4533	RPC6654DS757G		4533	"M" Option N/A		
66 x 30/48 x 30	310	RPC6648DS757W		4142	RPC6648DS757G		4142	"M" Option N/A		

2 SELECT A FINISH

"W" Veneer	"G" HPL	"M" TFL	
WAC	GAC	-	Amber Cherry
WRC	GRC	-	Caramel Cherry
WIC	GIC	-	Crimson Cherry
WHC	GHC	-	Honey Cherry
WOC	GOC	-	KoKo Cherry
WSC	-	-	Scotch Cherry
WEW	GEW	-	Executive Walnut
WGW	-	-	Gunstock Walnut
WJW	-	-	Judicial Walnut
WNW	GNW	-	Natural Walnut
WEC	-	-	Ebony Cherry

3 SELECT AN EDGE



5 OPTIONS

ACCESSORIES

- K28: Articulating Keyboard w/ Mouse - \$280
- K30: Traditional Center Drawer - \$195

DRAWER

- P6: Modify Box/Box/File to File/File - \$50 per pedestal
- P33: Wood Drawer Upgrade - \$40 per drawer

GROMMETS (NON-STANDARD LOCATION)

Provide drawing w/ Grommet Location and Specify Color - \$90 ea.

- Black: TM30-NS
- Silver: TM31-NS
- Antique Brass: TM33-NS

MOLDING

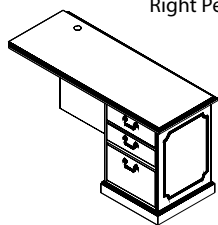
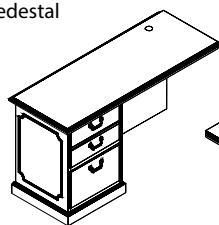
- DSM1: Delete molding - Deduct \$95

TOP

- T80: MDF Edge Curve User Side - \$95
- T81: MDF Edge Approach Side Bowfront Edge - \$295

4 SELECT HARDWARE



**BOX / BOX / FILE****STANDARD FEATURES**

- 1 Standard grommet w / wire channel - matches pull finish or specify black TM30, silver TM31 or antique brass TM33
- Drawer fronts w/ profile edges
- Full extension drawers - locking
- Full fixed modesty
- Soft close suspension drawer(s)

[CLICK HERE TO VIEW PRODUCT INDEX](#)

1 SELECT A STYLE

DIMENSIONS		STYLE NUMBER		LIST PRICE	STYLE NUMBER		LIST PRICE	STYLE NUMBER		LIST PRICE
W" x D" x H"	WGT	"W" Veneer	Veneer Top Veneer Chassis		"G" HPL	High Pressure Laminate Top Veneer Chassis		"M" TFL	Thermally Fused Laminate Top Thermally Fused Laminate Chassis	
Left Pedestal										
60 x 24 x 30	165	RPC6024RE207W		2320	RPC6024RE207G		2320	"M" Option N/A		
54 x 24 x 30	155	RPC5424RE207W		2226	RPC5424RE207G		2226	"M" Option N/A		
48 x 24 x 30	145	RPC4824RE207W		2139	RPC4824RE207G		2139	"M" Option N/A		
42 x 24 x 30	135	RPC4224RE207W		2090	RPC4224RE207G		2090	"M" Option N/A		
Right Pedestal										
60 x 24 x 30	165	RPC6024RE209W		2320	RPC6024RE209G		2320	"M" Option N/A		
54 x 24 x 30	155	RPC5424RE209W		2226	RPC5424RE209G		2226	"M" Option N/A		
48 x 24 x 30	145	RPC4824RE209W		2139	RPC4824RE209G		2139	"M" Option N/A		
42 x 24 x 30	135	RPC4224RE209W		2090	RPC4224RE209G		2090	"M" Option N/A		

2 SELECT A FINISH

"W" Veneer	"G" HPL	"M" TFL	
WAC	GAC	-	Amber Cherry
WRC	GRC	-	Caramel Cherry
WIC	GIC	-	Crimson Cherry
WHC	GHC	-	Honey Cherry
WOC	GOC	-	KoKo Cherry
WSC	-	-	Scotch Cherry
WEW	GEW	-	Executive Walnut
WGW	-	-	Gunstock Walnut
WJW	-	-	Judicial Walnut
WNW	GNW	-	Natural Walnut
WEC	-	-	Ebony Cherry

3 SELECT AN EDGE



5 OPTIONS

ACCESSORIES

- K28: Articulating Keyboard w/ Mouse - \$280

DRAWER

- P33: Wood Drawer Upgrade - \$40 per drawer
- P40B: extra Box/Box/File or File/File to Kneespace - \$985

FLUSH CUT

- FC-L: Flush Unit Left (Facing) for Ganging - \$95
- FC-R: Flush Unit Right(Facing) for Ganging - \$95

GROMMETS (NON-STANDARD LOCATION)

- Provide drawing w/ Grommet Location and Specify Color - \$90 ea.
- Black: TM30-NS
- Silver: TM31-NS
- Antique Brass: TM33-NS

MODESTY

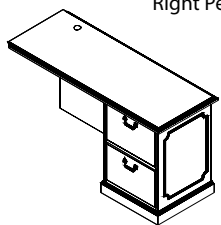
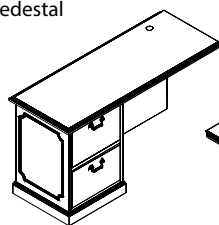
- M34T: "W" "G" Style Drop Door Tech Modesty - \$125
- M51: Open Back Modesty with Wire Mgmt Rail - Deduct \$95

MOLDING

- DSM2: Delete molding - Deduct \$50

4 SELECT HARDWARE



**FILE / FILE****STANDARD FEATURES**

- 1 Standard grommet w / wire channel - matches pull finish or specify black TM30, silver TM31 or antique brass TM33
- Drawer fronts w/ profile edges
- Full extension drawers - locking
- Full fixed modesty
- Soft close suspension drawer(s)

[CLICK HERE TO VIEW PRODUCT INDEX](#)
1 SELECT A STYLE

DIMENSIONS		STYLE NUMBER		LIST PRICE	STYLE NUMBER		LIST PRICE	STYLE NUMBER		LIST PRICE
W" x D" x H"	WGT	"W" Veneer	Veneer Top Veneer Chassis		"G" HPL	High Pressure Laminate Top Veneer Chassis		"M" TFL	Thermally Fused Laminate Top Thermally Fused Laminate Chassis	
Left Pedestal										
60 x 24 x 30	165	RPC6024RE195W		2320	RPC6024RE195G		2320	"M" Option N/A		
54 x 24 x 30	155	RPC5424RE195W		2226	RPC5424RE195G		2226	"M" Option N/A		
48 x 24 x 30	145	RPC4824RE195W		2139	RPC4824RE195G		2139	"M" Option N/A		
42 x 24 x 30	135	RPC4224RE195W		2090	RPC4224RE195G		2090	"M" Option N/A		
Right Pedestal										
60 x 24 x 30	165	RPC6024RE196W		2320	RPC6024RE196G		2320	"M" Option N/A		
54 x 24 x 30	155	RPC5424RE196W		2226	RPC5424RE196G		2226	"M" Option N/A		
48 x 24 x 30	145	RPC4824RE196W		2139	RPC4824RE196G		2139	"M" Option N/A		
42 x 24 x 30	135	RPC4224RE196W		2090	RPC4224RE196G		2090	"M" Option N/A		

2 SELECT A FINISH

"W" Veneer	"G" HPL	"M" TFL	
WAC	GAC	-	Amber Cherry
WRC	GRC	-	Caramel Cherry
WIC	GIC	-	Crimson Cherry
WHC	GHC	-	Honey Cherry
WOC	GOC	-	KoKo Cherry
WSC	-	-	Scotch Cherry
WEW	GEW	-	Executive Walnut
WGW	-	-	Gunstock Walnut
WJW	-	-	Judicial Walnut
WNW	GNW	-	Natural Walnut
WEC	-	-	Ebony Cherry

3 SELECT AN EDGE

5 OPTIONS
ACCESSORIES

- K28: Articulating Keyboard w/ Mouse - \$280

DRAWER

- P33: Wood Drawer Upgrade - \$40 per drawer
- P40B: extra Box/Box/File or File/File to Kneespace - \$985

FLUSH CUT

- FC-L: Flush Unit Left (Facing) for Ganging - \$95
- FC-R: Flush Unit Right(Facing) for Ganging - \$95

GROMMETS (NON-STANDARD LOCATION)

- Provide drawing w/ Grommet Location and Specify Color - \$90 ea.
- Black: TM30-NS
- Silver: TM31-NS
- Antique Brass: TM33-NS

MODESTY

- M34T: "W" "G" Style Drop Door Tech Modesty - \$125
- M51: Open Back Modesty with Wire Mgmt Rail - Deduct \$95

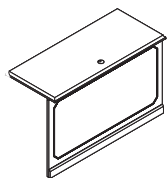
MOLDING

- DSM2: Delete molding - Deduct \$50

4 SELECT HARDWARE


PL-4 Antique Brass

PL-5 Antique Brass
PL-50 Brushed Pewter



BRIDGE W/ FIXED FULL MODESTY

STANDARD FEATURES

- Full modesty panel with base
- Top cope shaped for flush surface
- Top grommet and wire channel

NOTES

- 36" bridge for use with service "U" or Corner Unit

[CLICK HERE TO VIEW PRODUCT INDEX](#)

1 SELECT A STYLE

DIMENSIONS		STYLE NUMBER	LIST PRICE	STYLE NUMBER	LIST PRICE	STYLE NUMBER	LIST PRICE
W" x D" x H"	WGT	"W" Veneer Veneer Top Veneer Chassis		"G" HPL High Pressure Laminate Top Veneer Chassis		"M" TFL Thermally Fused Laminate Top Thermally Fused Laminate Chassis	
24" Deep Bridge							
60 x 24 x 30	105	RPC6024BR150W	1139	RPC6024BR150G	1139	"M" Option N/A	
54 x 24 x 30	95	RPC5424BR150W	1089	RPC5424BR150G	1089	"M" Option N/A	
48 x 24 x 30	90	RPC4824BR150W	1014	RPC4824BR150G	1014	"M" Option N/A	
42 x 24 x 30	85	RPC4224BR150W	989	RPC4224BR150G	989	"M" Option N/A	
19" Deep Bridge							
48 x 19 x 30	75	RPC4819BR150W	940	RPC4819BR150G	940	"M" Option N/A	
42 x 19 x 30	70	RPC4219BR150W	914	RPC4219BR150G	914	"M" Option N/A	

2 SELECT A FINISH

"W" Veneer	"G" HPL	"M" TFL	
WAC	GAC	-	Amber Cherry
WRC	GRC	-	Caramel Cherry
WIC	GIC	-	Crimson Cherry
WHC	GHC	-	Honey Cherry
WOC	GOC	-	KoKo Cherry
WSC	-	-	Scotch Cherry
WEW	GEW	-	Executive Walnut
WGW	-	-	Gunstock Walnut
WJW	-	-	Judicial Walnut
WNW	GNW	-	Natural Walnut
WEC	-	-	Ebony Cherry

3 SELECT AN EDGE



5 OPTIONS

ACCESSORIES

- K28: Articulating Keyboard w/ Mouse - \$280

DRAWER

- P40B: extra Box/Box/File or File/File to Kneespace - \$985

MODESTY

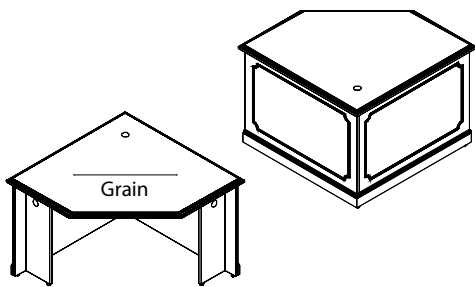
- M34T: "W" "G" Style Drop Door Tech Modesty - \$125
- M37: "W" "G" Style Fixed Full Modesty - \$125

MOLDING

- DSM1: Delete molding - Deduct \$95

4 SELECT HARDWARE

Hardware
Option Not
Available



WORKSTATION 45 DEGREE CORNER UNIT

STANDARD FEATURES

- 1 Standard grommet w / wire channel - matches pull finish or specify black TM30, silver TM31 or antique brass TM33
- Full base
- Non-handed

NOTES

- For Use w/ 24" D Bridges and Returns Only
- Left pedestal gets right grommet
- Right pedestal gets left grommet

[CLICK HERE TO VIEW PRODUCT INDEX](#)

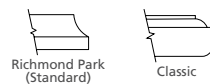
1 SELECT A STYLE

DIMENSIONS		STYLE NUMBER		LIST PRICE	STYLE NUMBER		LIST PRICE	STYLE NUMBER		LIST PRICE
W" x D" x H"	WGT	"W" Veneer	Veneer Top Veneer Chassis		"G" HPL	High Pressure Laminate Top Veneer Chassis		"M" TFL	Thermally Fused Laminate Top Thermally Fused Laminate Chassis	
42 x 42 x 30	180	RPC4242CU228W		1891	RPC4242CU228G		1891	"M" Option N/A		
36 x 36 x 30	145	RPC3636CU228W		1716	RPC3636CU228G		1716	"M" Option N/A		

2 SELECT A FINISH

"W" Veneer	"G" HPL	"M" TFL	
WAC	GAC	-	Amber Cherry
WRC	GRC	-	Caramel Cherry
WIC	GIC	-	Crimson Cherry
WHC	GHC	-	Honey Cherry
WOC	GOC	-	KoKo Cherry
WSC	-	-	Scotch Cherry
WEW	GEW	-	Executive Walnut
WGW	-	-	Gunstock Walnut
WJW	-	-	Judicial Walnut
WNW	GNW	-	Natural Walnut
WEC	-	-	Ebony Cherry

3 SELECT AN EDGE



5 OPTIONS

ACCESSORIES

- K28: Articulating Keyboard w/ Mouse - \$280

GROMMETS (NON-STANDARD LOCATION)

Provide drawing w/ Grommet Location and Specify Color - \$90 ea.

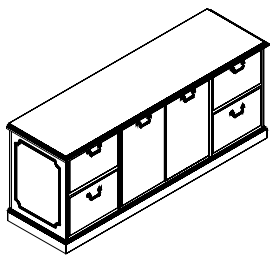
- Black: TM30-NS
- Silver: TM31-NS
- Antique Brass: TM33-NS

MOLDING

- DSM2: Delete molding - Deduct \$50

4 SELECT HARDWARE

Hardware
Option Not
Available



STORAGE CREDENZA

STANDARD FEATURES

- Black adjustable shelf behind door set
- Drawer fronts w/ profile edges
- File/File
- Full continuous base under cabinets
- Soft close suspension drawer(s)

NOTES

- Unit not designed for open plan use. Select OPB Option for Open Plan application

[CLICK HERE TO VIEW PRODUCT INDEX](#)

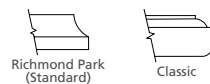
1 SELECT A STYLE

DIMENSIONS		STYLE NUMBER		LIST PRICE	STYLE NUMBER		LIST PRICE	STYLE NUMBER		LIST PRICE
W" x D" x H"	WGT	"W" Veneer	Veneer Top Veneer Chassis		"G" HPL	High Pressure Laminate Top Veneer Chassis		"M" TFL	Thermally Fused Laminate Top Thermally Fused Laminate Chassis	
File/ File										
72 x 24 x 30	280	RPC7224CA050W		3035	RPC7224CA050G		3035	"M" Option N/A		
66 x 24 x 30	265	RPC6624CA050W		2911	RPC6624CA050G		2911	"M" Option N/A		
Lateral File										
95 x 24 x 30	350	RPC9524CA651W		5417	RPC9524CA651G		5417	"M" Option N/A		
89 x 24 x 30	325	RPC8924CA651W		5155	RPC8924CA651G		5155	"M" Option N/A		

2 SELECT A FINISH

"W" Veneer	"G" HPL	"M" TFL	
WAC	GAC	-	Amber Cherry
WRC	GRC	-	Caramel Cherry
WIC	GIC	-	Crimson Cherry
WHC	GHC	-	Honey Cherry
WOC	GOC	-	KoKo Cherry
WSC	-	-	Scotch Cherry
WEW	GEW	-	Executive Walnut
WGW	-	-	Gunstock Walnut
WJW	-	-	Judicial Walnut
WNW	GNW	-	Natural Walnut
WEC	-	-	Ebony Cherry

3 SELECT AN EDGE



5 OPTIONS

DOOR

- D2: Door Lock - \$95 per Door Set
- D6A: "W" "G" Styles - Delete Doors and replace black laminate shelf with finished shelf - n/c
- D9SC: Soft Close Door Hinges - \$15 per Door

DRAWER

- P6: Modify File/File to Box/Box/File - \$50 per pedestal
- P33: Wood Drawer Upgrade - \$40 per drawer

FLUSH CUT

- FC-B: Flush Unit Both Sides(Facing) for Ganging - \$95
- FC-L: Flush Unit Left (Facing) for Ganging - \$95
- FC-R: Flush Unit Right(Facing) for Ganging - \$95

GROMMETS (STANDARD LOCATION)

- Specify Color and Location (Right/Left/Center) - \$45 ea.
- Black: TM30-R (Right), TM30-L (Left), TM30-C (Center)
- Silver: TM31-R (Right), TM31-L (Left), TM31-C (Center)
- Antique Brass: TM33-R (Right), TM33-L (Left), TM33-C (Center)

GROMMETS (NON-STANDARD LOCATION)

- Provide drawing w/ Grommet Location and Specify Color - \$90 ea.
- Black: TM30-NS
- Silver: TM31-NS
- Antique Brass: TM33-NS

MOLDING

- DSM2: Delete molding - Deduct \$50

OPEN PLAN

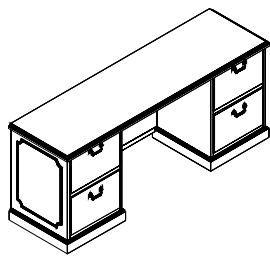
- OPB: "W" "G" Style - Modify Unit for Open Plan Application - \$295

SHELVES

- S25: Replace Black Laminate Shelf with Finished Shelf - \$75 per Shelf

4 SELECT HARDWARE





KNEESPACE CREDENZA

STANDARD FEATURES

- Drawer fronts w/ profile edges
- File/File
- Full fixed modesty
- Soft close suspension drawer(s)

NOTES

- Unit not designed for open plan use. Select OPB Option for Open Plan application

[CLICK HERE TO VIEW PRODUCT INDEX](#)

1 SELECT A STYLE

DIMENSIONS		STYLE NUMBER		LIST PRICE	STYLE NUMBER		LIST PRICE	STYLE NUMBER		LIST PRICE
W" x D" x H"	WGT	"W" Veneer	Veneer Top Veneer Chassis		"G" HPL	High Pressure Laminate Top Veneer Chassis		"M" TFL	Thermally Fused Laminate Top Thermally Fused Laminate Chassis	
72 x 24 x 30	250	RPC7224CA054W		2675	RPC7224CA054G		2675	"M" Option N/A		
66 x 24 x 30	235	RPC6624CA054W		2513	RPC6624CA054G		2513	"M" Option N/A		
60 x 24 x 30	225	RPC6024CA054W		2338	RPC6024CA054G		2338	"M" Option N/A		

2 SELECT A FINISH

"W" Veneer	"G" HPL	"M" TFL	
WAC	GAC	-	Amber Cherry
WRC	GRC	-	Caramel Cherry
WIC	GIC	-	Crimson Cherry
WHC	GHC	-	Honey Cherry
WOC	GOC	-	KoKo Cherry
WSC	-	-	Scotch Cherry
WEW	GEW	-	Executive Walnut
WGW	-	-	Gunstock Walnut
WJW	-	-	Judicial Walnut
WNW	GNW	-	Natural Walnut
WEC	-	-	Ebony Cherry

3 SELECT AN EDGE



5 OPTIONS

ACCESSORIES

- K28: Articulating Keyboard w/ Mouse - \$280

DRAWER

- P6: Modify File/File to Box/Box/File - \$50 per pedestal
- P33: Wood Drawer Upgrade - \$40 per drawer

FLUSH CUT

- FC-B: Flush Unit Both Sides(Facing) for Ganging - \$95
- FC-L: Flush Unit Left (Facing) for Ganging - \$95
- FC-R: Flush Unit Right(Facing) for Ganging - \$95

GROMMETS (STANDARD LOCATION)

- Specify Color - \$45 ea.
- Black: TM30-C (Center)
- Silver: TM31-C (Center)
- Antique Brass: TM33-C (Center)

GROMMETS (NON-STANDARD LOCATION)

- Provide drawing w/ Grommet Location and Specify Color - \$90 ea.
- Black: TM30-NS
- Silver: TM31-NS
- Antique Brass: TM33-NS

MODESTY

- M34T: "W" "G" Style Drop Door Tech Modesty - \$125
- M51: Open Back Modesty with Wire Mgmt Rail - Deduct \$95

MOLDING

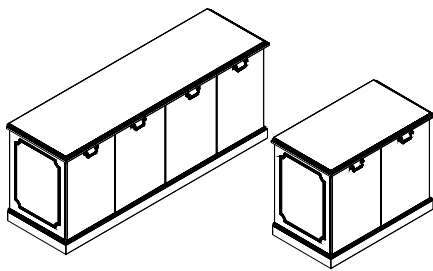
- DSM2: Delete molding - Deduct \$50

OPEN PLAN

- OPB: "W" "G" Style - Modify Unit for Open Plan Application - \$295

4 SELECT HARDWARE





STORAGE CREDENZA

STANDARD FEATURES

- Black adjustable shelf behind door set
- Door fronts w/ profile edges
- Full continuous base under cabinets

NOTES

- Unit not designed for open plan use. Select OPB Option for Open Plan application

[CLICK HERE TO VIEW PRODUCT INDEX](#)

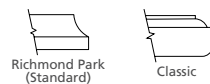
1 SELECT A STYLE

DIMENSIONS		STYLE NUMBER		LIST PRICE	STYLE NUMBER		LIST PRICE	STYLE NUMBER		LIST PRICE
W" x D" x H"	WGT	"W" Veneer	Veneer Top Veneer Chassis		"G" HPL	High Pressure Laminate Top Veneer Chassis		"M" TFL	Thermally Fused Laminate Top Thermally Fused Laminate Chassis	
72 x 24 x 30	260	RPC7224CA125W		2973	RPC7224CA125G		2973	"M" Option N/A		
60 x 24 x 30	230	RPC6024CA125W		2836	RPC6024CA125G		2836	"M" Option N/A		
37 x 24 x 30	160	RPC3724CA125W		1697	RPC3724CA125G		1697	"M" Option N/A		
31 x 24 x 30	150	RPC3124CA125W		1642	RPC3124CA125G		1642	"M" Option N/A		

2 SELECT A FINISH

"W" Veneer	"G" HPL	"M" TFL	
WAC	GAC	-	Amber Cherry
WRC	GRC	-	Caramel Cherry
WIC	GIC	-	Crimson Cherry
WHC	GHC	-	Honey Cherry
WOC	GOC	-	KoKo Cherry
WSC	-	-	Scotch Cherry
WEW	GEW	-	Executive Walnut
WGW	-	-	Gunstock Walnut
WJW	-	-	Judicial Walnut
WNW	GNW	-	Natural Walnut
WEC	-	-	Ebony Cherry

3 SELECT AN EDGE



5 OPTIONS

DOOR

- D2: Door Lock - \$95 per Door Set
- D6A: "W" "G" Styles - Delete Doors and replace black laminate shelf with finished shelf - n/c
- D9SC: Soft Close Door Hinges - \$15 per Door

FLUSH CUT

- FC-B: Flush Unit Both Sides(Facing) for Ganging - \$95
- FC-L: Flush Unit Left (Facing) for Ganging - \$95
- FC-R: Flush Unit Right(Facing) for Ganging - \$95

GROMMETS (STANDARD LOCATION)

- Specify Color and Location (Right/Left/Center) - \$45 ea.
- Black: TM30-R (Right), TM30-L (Left), TM30-C (Center)
- Silver: TM31-R (Right), TM31-L (Left), TM31-C (Center)
- Antique Brass: TM33-R (Right), TM33-L (Left), TM33-C (Center)

GROMMETS (NON-STANDARD LOCATION)

- Provide drawing w/ Grommet Location and Specify Color - \$90 ea.
- Black: TM30-NS
- Silver: TM31-NS
- Antique Brass: TM33-NS

MOLDING

- DSM2: Delete molding - Deduct \$50

OPEN PLAN

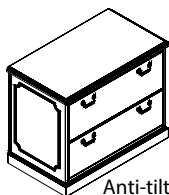
- OPB: "W" "G" Style - Modify Unit for Open Plan Application - \$295

SHELVES

- S25: Replace Black Laminate Shelf with Finished Shelf - \$75 per Shelf

4 SELECT HARDWARE





Anti-tilt Safety Drawer Lock

RICHMOND PARK LATERAL FILE CREDENZAS

HORIZONTAL LATERAL FILE - 2/4

STANDARD FEATURES

- Anti-tilt safety drawer lock
- Drawer fronts w/ profile edges
- Full extension drawers - locking
- Legal/Double letter filing
- Soft close suspension drawer(s)

NOTES

- Unit not designed for open plan use. Select OPB Option for Open Plan application

[CLICK HERE TO VIEW PRODUCT INDEX](#)

1 SELECT A STYLE

DIMENSIONS		STYLE NUMBER		LIST PRICE	STYLE NUMBER		LIST PRICE	STYLE NUMBER		LIST PRICE	
W" x D" x H" <i>4 Drawer</i>	WGT	"W" Veneer	Veneer Top Veneer Chassis		"G" HPL	High Pressure Laminate Top Veneer Chassis		"M" TFL	Thermally Fused Laminate Top Thermally Fused Laminate Chassis		
		72 x 24 x 30	300	RPC7224CA104W	3283	RPC7224CA104G	3283	"M" Option N/A			
		60 x 24 x 30	275	RPC6024CA104W	3073	RPC6024CA104G	3073	"M" Option N/A			
<i>2 Drawer</i>											
		43 x 24 x 30	175	RPC4324CA104W	1992	RPC4324CA104G	1992	"M" Option N/A			
		37 x 24 x 30	165	RPC3724CA104W	1791	RPC3724CA104G	1791	"M" Option N/A			
		31 x 24 x 30	155	RPC3124CA104W	1730	RPC3124CA104G	1730	"M" Option N/A			

2 SELECT A FINISH

"W" Veneer	"G" HPL	"M" TFL	
WAC	GAC	-	Amber Cherry
WRC	GRC	-	Caramel Cherry
WIC	GIC	-	Crimson Cherry
WHC	GHC	-	Honey Cherry
WOC	GOC	-	KoKo Cherry
WSC	-	-	Scotch Cherry
WEW	GEW	-	Executive Walnut
WGW	-	-	Gunstock Walnut
WJW	-	-	Judicial Walnut
WNW	GNW	-	Natural Walnut
WEC	-	-	Ebony Cherry

3 SELECT AN EDGE



5 OPTIONS

DRAWER

- P33: Wood Drawer Upgrade - \$40 per drawer

FLUSH CUT

- FC-B: Flush Unit Both Sides(Facing) for Ganging - \$95
- FC-L: Flush Unit Left (Facing) for Ganging - \$95
- FC-R: Flush Unit Right(Facing) for Ganging - \$95

GROMMETS (STANDARD LOCATION)

- Specify Color and Location (Right/Left/Center) - \$45 ea.
- Black: TM30-R (Right), TM30-L (Left), TM30-C (Center)
- Silver: TM31-R (Right), TM31-L (Left), TM31-C (Center)
- Antique Brass: TM33-R (Right), TM33-L (Left), TM33-C (Center)

GROMMETS (NON-STANDARD LOCATION)

- Provide drawing w/ Grommet Location and Specify Color - \$90 ea.
- Black: TM30-NS
- Silver: TM31-NS
- Antique Brass: TM33-NS

MOLDING


- DSM2: Delete molding - Deduct \$50

OPEN PLAN

- OPB: "W" "G" Style - Modify Unit for Open Plan Application - \$295

4 SELECT HARDWARE





Anti-tilt Safety Drawer Lock

VERTICAL LATERAL FILE

STANDARD FEATURES

- Anti-tilt safety drawer lock
- Full extension drawers - Full extension drawers
- locking
- Legal/Double letter filing
- Soft close suspension drawer(s)

NOTES

- Unit not designed for open plan use. Select OPB Option for Open Plan application

[CLICK HERE TO VIEW PRODUCT INDEX](#)

1 SELECT A STYLE

DIMENSIONS		STYLE NUMBER		LIST PRICE	STYLE NUMBER		LIST PRICE	STYLE NUMBER		LIST PRICE
W" x D" x H"	WGT	"W" Veneer	Veneer Top Veneer Chassis		"G" HPL	High Pressure Laminate Top Veneer Chassis		"M" TFL	Thermally Fused Laminate Top Thermally Fused Laminate Chassis	
43 x 24 x 52	300	RPC4324FI111W		3939	RPC4324FI111G		3939	"M" Option N/A		
37 x 24 x 52	275	RPC3724FI111W		3358	RPC3724FI111G		3358	"M" Option N/A		
31 x 24 x 52	245	RPC3124FI111W		3278	RPC3124FI111G		3278	"M" Option N/A		

2 SELECT A FINISH

"W" Veneer	"G" HPL	"M" TFL	
WAC	GAC	-	Amber Cherry
WRC	GRC	-	Caramel Cherry
WIC	GIC	-	Crimson Cherry
WHC	GHC	-	Honey Cherry
WOC	GOC	-	KoKo Cherry
WSC	-	-	Scotch Cherry
WEW	GEW	-	Executive Walnut
WGW	-	-	Gunstock Walnut
WJW	-	-	Judicial Walnut
WNW	GNW	-	Natural Walnut
WEC	-	-	Ebony Cherry

3 SELECT AN EDGE



5 OPTIONS

DRAWER

- P33: Wood Drawer Upgrade - \$40 per drawer

FLUSH CUT

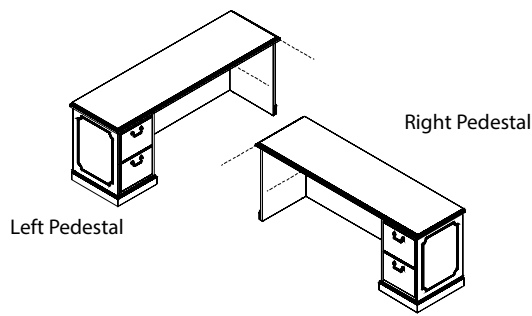
- FC-B: Flush Unit Both Sides(Facing) for Ganging - \$95
- FC-L: Flush Unit Left (Facing) for Ganging - \$95
- FC-R: Flush Unit Right(Facing) for Ganging - \$95

OPEN PLAN

- OPB: "W" "G" Style - Modify Unit for Open Plan Application - \$295

4 SELECT HARDWARE





FILE / FILE

STANDARD FEATURES

- Drawer fronts w/ profile edges
- File/File
- Full fixed modesty
- Full extension drawers - locking
- Soft close suspension drawer(s)

NOTES

- Unit not designed for open plan use. Select OPB Option for Open Plan application

[CLICK HERE TO VIEW PRODUCT INDEX](#)

1 SELECT A STYLE

DIMENSIONS		STYLE NUMBER		LIST PRICE	STYLE NUMBER		LIST PRICE	STYLE NUMBER		LIST PRICE
W" x D" x H"	WGT	"W" Veneer	Veneer Top Veneer Chassis		"G" HPL	High Pressure Laminate Top Veneer Chassis		"M" TFL	Thermally Fused Laminate Top Thermally Fused Laminate Chassis	
Left Pedestal										
89 x 24 x 30	200	RPC8924CA086W		2650	RPC8924CA086G		2650	"M" Option N/A		
72 x 24 x 30	180	RPC7224CA086W		2387	RPC7224CA086G		2387	"M" Option N/A		
66 x 24 x 30	170	RPC6624CA086W		2314	RPC6624CA086G		2314	"M" Option N/A		
Right Pedestal										
89 x 24 x 30	200	RPC8924CA087W		2650	RPC8924CA087G		2650	"M" Option N/A		
72 x 24 x 30	180	RPC7224CA087W		2387	RPC7224CA087G		2387	"M" Option N/A		
66 x 24 x 30	170	RPC6624CA087W		2314	RPC6624CA087G		2314	"M" Option N/A		

2 SELECT A FINISH

"W" Veneer	"G" HPL	"M" TFL	
WAC	GAC	-	Amber Cherry
WRC	GRC	-	Caramel Cherry
WIC	GIC	-	Crimson Cherry
WHC	GHC	-	Honey Cherry
WOC	GOC	-	KoKo Cherry
WSC	-	-	Scotch Cherry
WEW	GEW	-	Executive Walnut
WGW	-	-	Gunstock Walnut
WJW	-	-	Judicial Walnut
WNW	GNW	-	Natural Walnut
WEC	-	-	Ebony Cherry

3 SELECT AN EDGE



5 OPTIONS

ACCESSORIES

- K28: Articulating Keyboard w/ Mouse - \$280

DRAWER

- P6: Modify File/File to Box/Box/File - \$50 per pedestal
- P33: Wood Drawer Upgrade - \$40 per drawer
- P40B: extra Box/Box/File or File/File to Kneespace - \$985

FLUSH CUT

- FC-B: Flush Unit Both Sides(Facing) for Ganging - \$95
- FC-L: Flush Unit Left (Facing) for Ganging - \$95
- FC-R: Flush Unit Right(Facing) for Ganging - \$95

GROMMETS (STANDARD LOCATION)

- Specify Color - \$45 ea.
- Black: TM30-C (Center)
- Silver: TM31-C (Center)
- Antique Brass: TM33-C (Center)

GROMMETS (NON-STANDARD LOCATION)

- Provide drawing w/ Grommet Location and Specify Color - \$90 ea.

- Black: TM30-NS
- Silver: TM31-NS
- Antique Brass: TM33-NS

MODESTY

- M34T: "W" "G" Style Drop Door Tech Modesty - \$125
- M51: Open Back Modesty with Wire Mgmt Rail - Deduct \$95

MOLDING

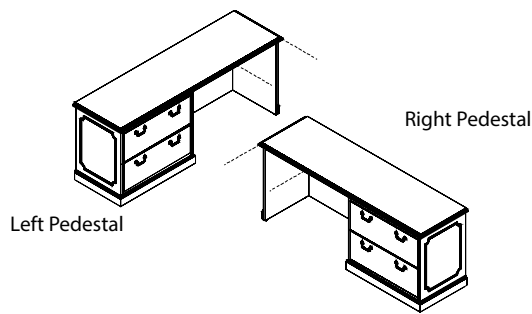
- DSM2: Delete molding - Deduct \$50

OPEN PLAN

- OPB: "W" "G" Style - Modify Unit for Open Plan Application - \$295

4 SELECT HARDWARE





LATERAL FILE

STANDARD FEATURES

- Drawer fronts w/ profile edges
- Full fixed modesty
- Full extension drawers - locking
- Soft close suspension drawer(s)

NOTES

- Keyboard not available on 66" and 72"
- Unit not designed for open plan use. Select OPB Option for Open Plan application

[CLICK HERE TO VIEW PRODUCT INDEX](#)

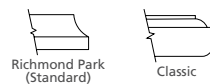
1 SELECT A STYLE

DIMENSIONS		STYLE NUMBER		LIST PRICE	STYLE NUMBER		LIST PRICE	STYLE NUMBER		LIST PRICE
W" x D" x H"	WGT	"W" Veneer	Veneer Top Veneer Chassis		"G" HPL	High Pressure Laminate Top Veneer Chassis		"M" TFL	Thermally Fused Laminate Top Thermally Fused Laminate Chassis	
Left Pedestal										
95 x 24 x 30	250	RPC9524CA066W		3015	RPC9524CA066G		3015	"M" Option N/A		
89 x 24 x 30	240	RPC8924CA066W		2755	RPC8924CA066G		2755	"M" Option N/A		
72 x 24 x 30	220	RPC7224CA066W		2493	RPC7224CA066G		2493	"M" Option N/A		
66 x 24 x 30	210	RPC6624CA066W		2418	RPC6624CA066G		2418	"M" Option N/A		
Right Pedestal										
95 x 24 x 30	250	RPC9524CA067W		3015	RPC9524CA067G		3015	"M" Option N/A		
89 x 24 x 30	240	RPC8924CA067W		2755	RPC8924CA067G		2755	"M" Option N/A		
72 x 24 x 30	220	RPC7224CA067W		2493	RPC7224CA067G		2493	"M" Option N/A		
66 x 24 x 30	210	RPC6624CA067W		2418	RPC6624CA067G		2418	"M" Option N/A		

2 SELECT A FINISH

"W" Veneer	"G" HPL	"M" TFL	
WAC	GAC	-	Amber Cherry
WRC	GRC	-	Caramel Cherry
WIC	GIC	-	Crimson Cherry
WHC	GHC	-	Honey Cherry
WOC	GOC	-	KoKo Cherry
WSC	-	-	Scotch Cherry
WEW	GEW	-	Executive Walnut
WGW	-	-	Gunstock Walnut
WJW	-	-	Judicial Walnut
WNW	GNW	-	Natural Walnut
WEC	-	-	Ebony Cherry

3 SELECT AN EDGE



5 OPTIONS

ACCESSORIES

- K28: Articulating Keyboard w/ Mouse - \$280

DRAWER

- P33: Wood Drawer Upgrade - \$40 per drawer
- P40B: extra Box/Box/File or File/File to Kneespace - \$985

FLUSH CUT

- FC-B: Flush Unit Both Sides(Facing) for Ganging - \$95
- FC-L: Flush Unit Left (Facing) for Ganging - \$95
- FC-R: Flush Unit Right(Facing) for Ganging - \$95

GROMMETS (STANDARD LOCATION)

- Specify Color - \$45 ea.
- Black: TM30-C (Center)
- Silver: TM31-C (Center)
- Antique Brass: TM33-C (Center)

GROMMETS (NON-STANDARD LOCATION)

- Provide drawing w/ Grommet Location and Specify Color - \$90 ea.
- Black: TM30-NS
- Silver: TM31-NS
- Antique Brass: TM33-NS

MODESTY

- M34T: "W" "G" Style Drop Door Tech Modesty - \$125
- M51: Open Back Modesty with Wire Mgmt Rail - Deduct \$95

MOLDING

- DSM2: Delete molding - Deduct \$50

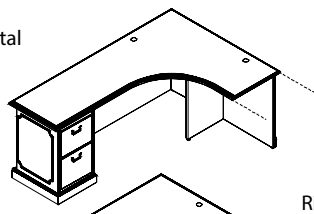
OPEN PLAN

- OPB: "W" "G" Style - Modify Unit for Open Plan Application - \$295

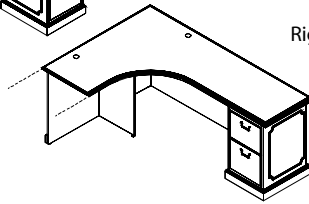
4 SELECT HARDWARE



Left Pedestal



Right Pedestal



FILE / FILE

STANDARD FEATURES

- 2 Standard grommet w / wire channel - matches pull finish or specify black TM30, silver TM31 or antique brass TM33
- Drawer fronts w/ profile edges
- Full extension drawers - locking
- Soft close suspension drawer(s)

NOTES

- Unit not designed for open plan use. Select OPB Option for Open Plan application

[CLICK HERE TO VIEW PRODUCT INDEX](#)

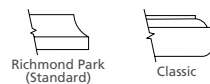
1 SELECT A STYLE

DIMENSIONS		STYLE NUMBER		LIST PRICE	STYLE NUMBER		LIST PRICE	STYLE NUMBER		LIST PRICE
W" x D" x H"	WGT	"W" Veneer	Veneer Top Veneer Chassis		"G" HPL	High Pressure Laminate Top Veneer Chassis		"M" TFL	Thermally Fused Laminate Top Thermally Fused Laminate Chassis	
Left Pedestal										
89 x 24/48 x 30	275	RPC8948CA813W		3805	RPC8948CA813G		3805	"M" Option N/A		
72 x 24/48 x 30	245	RPC7248CA813W		3545	RPC7248CA813G		3545	"M" Option N/A		
66 x 24/48 x 30	225	RPC6648CA813W		3413	RPC6648CA813G		3413	"M" Option N/A		
Right Pedestal										
89 x 24/48 x 30	275	RPC8948CA814W		3805	RCP8948CA814G		3805	"M" Option N/A		
72 x 24/48 x 30	245	RPC7248CA814W		3545	RPC7248CA814G		3545	"M" Option N/A		
66 x 24/48 x 30	225	RPC6648CA814W		3413	RPC6648CA814G		3413	"M" Option N/A		

2 SELECT A FINISH

"W" Veneer	"G" HPL	"M" TFL	
WAC	GAC	-	Amber Cherry
WRC	GRC	-	Caramel Cherry
WIC	GIC	-	Crimson Cherry
WHC	GHC	-	Honey Cherry
WOC	GOC	-	KoKo Cherry
WSC	-	-	Scotch Cherry
WEW	GEW	-	Executive Walnut
WGW	-	-	Gunstock Walnut
WJW	-	-	Judicial Walnut
WNW	GNW	-	Natural Walnut
WEC	-	-	Ebony Cherry

3 SELECT AN EDGE



5 OPTIONS

DRAWER

- P6: Modify File/File to Box/Box/File - \$50 per pedestal
- P33: Wood Drawer Upgrade - \$40 per drawer

FLUSH CUT

- FC-B: Flush Unit Both Sides(Facing) for Ganging - \$95
- FC-L: Flush Unit Left (Facing) for Ganging - \$95
- FC-R: Flush Unit Right(Facing) for Ganging - \$95

GROMMETS (NON-STANDARD LOCATION)

Provide drawing w/ Grommet Location and Specify Color - \$90 ea.

- Black: TM30-NS
- Silver: TM31-NS
- Antique Brass: TM33-NS

MODESTY

- M34T: "W" "G" Style Drop Door Tech Modesty - \$125
- M51: Open Back Modesty with Wire Mgmt Rail - Deduct \$95

MOLDING

- DSM2: Delete molding - Deduct \$50

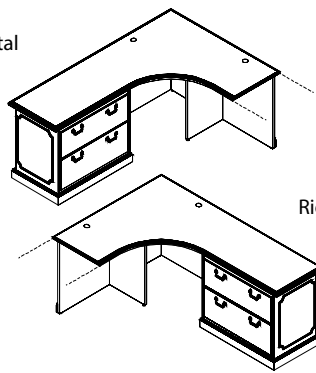
OPEN PLAN

- OPB: "W" "G" Style - Modify Unit for Open Plan Application - \$295

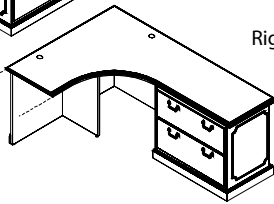
4 SELECT HARDWARE



Left Pedestal



Right Pedestal



LATERAL FILE

STANDARD FEATURES

- 2 Standard grommet w / wire channel - matches pull finish or specify black TM30, silver TM31 or antique brass TM33
- Drawer fronts w/ profile edges
- Full extension drawers - locking
- Soft close suspension drawer(s)

NOTES

- Unit not designed for open plan use. Select OPB Option for Open Plan application

[CLICK HERE TO VIEW PRODUCT INDEX](#)

1 SELECT A STYLE

DIMENSIONS		STYLE NUMBER		LIST PRICE	STYLE NUMBER		LIST PRICE	STYLE NUMBER		LIST PRICE
W" x D" x H"	WGT	"W" Veneer	Veneer Top Veneer Chassis		"G" HPL	High Pressure Laminate Top Veneer Chassis		"M" TFL	Thermally Fused Laminate Top Thermally Fused Laminate Chassis	
Left Pedestal										
89 x 24/48 x 30	325	RPC8948CA815W		4068	RPC8948CA815G		4068	"M" Option N/A		
72 x 24/48 x 30	295	RPC7248CA815W		3805	RPC7248CA815G		3805	"M" Option N/A		
66 x 24/48 x 30	275	RPC6648CA815W		3675	RPC6648CA815G		3675	"M" Option N/A		
Right Pedestal										
89 x 24/48 x 30	325	RPC8948CA816W		4068	RPC8948CA816G		4068	"M" Option N/A		
72 x 24/48 x 30	295	RPC7248CA816W		3805	RPC7248CA816G		3805	"M" Option N/A		
66 x 24/48 x 30	275	RPC6648CA816W		3675	RPC6648CA816G		3675	"M" Option N/A		

2 SELECT A FINISH

"W" Veneer	"G" HPL	"M" TFL	
WAC	GAC	-	Amber Cherry
WRC	GRC	-	Caramel Cherry
WIC	GIC	-	Crimson Cherry
WHC	GHC	-	Honey Cherry
WOC	GOC	-	KoKo Cherry
WSC	-	-	Scotch Cherry
WEW	GEW	-	Executive Walnut
WGW	-	-	Gunstock Walnut
WJW	-	-	Judicial Walnut
WNW	GNW	-	Natural Walnut
WEC	-	-	Ebony Cherry

3 SELECT AN EDGE



5 OPTIONS

DRAWER

- P33: Wood Drawer Upgrade - \$40 per drawer

FLUSH CUT

- FC-B: Flush Unit Both Sides(Facing) for Ganging - \$95
- FC-L: Flush Unit Left (Facing) for Ganging - \$95
- FC-R: Flush Unit Right(Facing) for Ganging - \$95

GROMMETS (NON-STANDARD LOCATION)

Provide drawing w/ Grommet Location and Specify Color - \$90 ea.

- Black: TM30-NS
- Silver: TM31-NS
- Antique Brass: TM33-NS

MODESTY

- M34T: "W" "G" Style Drop Door Tech Modesty - \$125
- M51: Open Back Modesty with Wire Mgmt Rail - Deduct \$95

MOLDING

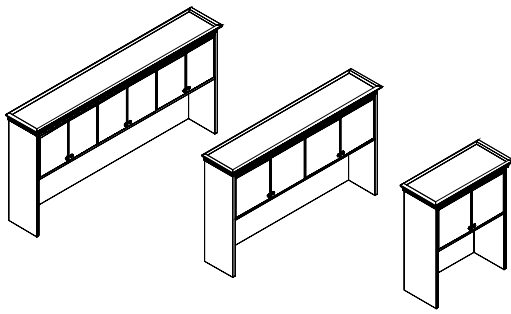
- DSM2: Delete molding - Deduct \$50

OPEN PLAN

- OPB: "W" "G" Style - Modify Unit for Open Plan Application - \$295

4 SELECT HARDWARE





FREESTANDING - PANEL DOOR

STANDARD FEATURES

- 2.5" Cornice top
- Door fronts w/ profile edges
- Interior cabinet depth 12.5"
- Scalloped edge doors
- Tasklight grommet(s)
- Top profile shaped 3 sides
- Veneer back

- for Open Plan use. Select OPB Option for Open Plan application
- Left pedestal gets right grommet
- Right pedestal gets left grommet

NOTES

- Unit has black back panel and is not designed

[CLICK HERE TO VIEW PRODUCT INDEX](#)

1 SELECT A STYLE

DIMENSIONS		STYLE NUMBER		LIST PRICE	STYLE NUMBER		LIST PRICE	STYLE NUMBER		LIST PRICE
		"W" Veneer	Veneer Top Veneer Chassis		"G" HPL	High Pressure Laminate Top Veneer Chassis		"M" TFL	Thermally Fused Laminate Top Thermally Fused Laminate Chassis	
W" x D" x H"	WGT									
6 Door / 3 Section										
95 x 15 x 44	315	RPC9544OH325W		3659	"G" Option N/A			"M" Option N/A		
89 x 15 x 44	285	RPC8944OH325W		3284	"G" Option N/A			"M" Option N/A		
4 Door / 2 Section										
85 x 15 x 44	275	RPC8544OH325W		3159	"G" Option N/A			"M" Option N/A		
78 x 15 x 44	255	RPC7844OH325W		3034	"G" Option N/A			"M" Option N/A		
72 x 15 x 44	240	RPC7244OH325W		2784	"G" Option N/A			"M" Option N/A		
66 x 15 x 44	225	RPC6644OH325W		2461	"G" Option N/A			"M" Option N/A		
60 x 15 x 44	210	RPC6044OH325W		2647	"G" Option N/A			"M" Option N/A		
2 Door / 1 Section										
37 x 15 x 44	120	RPC3744OH325W		1784	"G" Option N/A			"M" Option N/A		
31 x 15 x 44	105	RPC3144OH325W		1761	"G" Option N/A			"M" Option N/A		

2 SELECT A FINISH

"W" Veneer	"G" HPL	"M" TFL	
WAC	-	-	Amber Cherry
WRC	-	-	Caramel Cherry
WIC	-	-	Crimson Cherry
WHC	-	-	Honey Cherry
WOC	-	-	KoKo Cherry
WSC	-	-	Scotch Cherry
WEW	-	-	Executive Walnut
WGW	-	-	Gunstock Walnut
WJW	-	-	Judicial Walnut
WNW	-	-	Natural Walnut
WEC	-	-	Ebony Cherry

3 SELECT AN EDGE

Edge Profile
Option Not
Available

5 OPTIONS

DOOR

- D2: Door Lock - \$95 per Door
- D6: Delete Doors - n/c
- D9SC: Soft Close Door Hinges - \$15 per Door

FLUSH CUT

- FC-B: Flush Unit Both Sides(Facing) for Ganging - \$95
- FC-L: Flush Unit Left (Facing) for Ganging - \$95
- FC-R: Flush Unit Right(Facing) for Ganging - \$95

GROMMETS (VERTICAL SURFACE)

- Standard Location - \$45 ea.
- Black Plastic Vertical Surface: TM50-C (Bottom Center)
- Non-Standard Location - \$90 ea.
- Black Plastic Vertical Surface: TM50-NS

OPEN PLAN

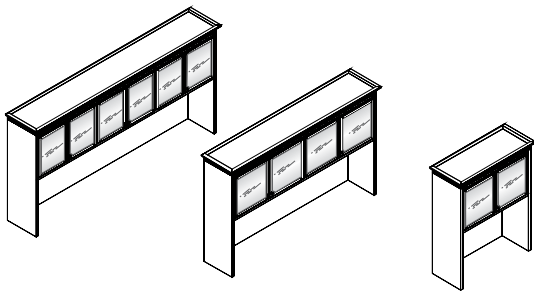
- OPB: "W" "G" Style - Modify Unit for Open Plan Application - \$395

TASK LIGHT

- LT-LED24: 24" LED Tasklight - \$90
- LT-LED48: 48" LED Tasklight - \$165
- LT-LED60: 60" LED Tasklight - \$180
- LC22: 20" LT-LED Tasklight Linking Cable - \$20

4 SELECT HARDWARE





FREESTANDING WOOD FRAME DOOR W/ STANDARD GLASS

STANDARD FEATURES

- 2.5" Cornice top
- Frame door with beveled glass inserts
- Interior cabinet depth 12.5"
- Scalloped edge doors
- Tasklight grommet(s)
- Top profile shaped 3 sides
- Veneer back

for Open Plan use. Select OPB Option for Open Plan application

NOTES

- Unit has black back panel and is not designed

[CLICK HERE TO VIEW PRODUCT INDEX](#)

1 SELECT A STYLE

DIMENSIONS		STYLE NUMBER	LIST PRICE	STYLE NUMBER	LIST PRICE	STYLE NUMBER	LIST PRICE
W" x D" x H"	WGT	"W" Veneer Veneer Top Veneer Chassis		"G" HPL High Pressure Laminate Top Veneer Chassis		"M" TFL Thermally Fused Laminate Top Thermally Fused Laminate Chassis	
6 Door / 3 Section							
95 x 15 x 44	315	RPC9544OH447W	4783	"G" Option N/A		"M" Option N/A	
89 x 15 x 44	285	RPC8944OH447W	4408	"G" Option N/A		"M" Option N/A	
4 Door / 2 Section							
85 x 15 x 44	275	RPC8544OH447W	3907	"G" Option N/A		"M" Option N/A	
78 x 15 x 44	255	RPC7844OH447W	3783	"G" Option N/A		"M" Option N/A	
72 x 15 x 44	240	RPC7244OH447W	3534	"G" Option N/A		"M" Option N/A	
66 x 15 x 44	225	RPC6644OH447W	3456	"G" Option N/A		"M" Option N/A	
60 x 15 x 44	210	RPC6044OH447W	3396	"G" Option N/A		"M" Option N/A	
2 Door / 1 Section							
37 x 15 x 44	120	RPC3744OH447W	2159	"G" Option N/A		"M" Option N/A	
31 x 15 x 44	105	RCP3144OH447W	2136	"G" Option N/A		"M" Option N/A	

2 SELECT A FINISH

"W" Veneer	"G" HPL	"M" TFL	
WAC	-	-	Amber Cherry
WRC	-	-	Caramel Cherry
WIC	-	-	Crimson Cherry
WHC	-	-	Honey Cherry
WOC	-	-	KoKo Cherry
WSC	-	-	Scotch Cherry
WEW	-	-	Executive Walnut
WGW	-	-	Gunstock Walnut
WJW	-	-	Judicial Walnut
WNW	-	-	Natural Walnut
WEC	-	-	Ebony Cherry

3 SELECT AN EDGE

Edge Profile
Option Not
Available

5 OPTIONS

DOOR

- D2: Door Lock - \$95 per Door Set
- D9SC: Soft Close Door Hinges - \$15 per Door
- D35: Wood panel insert - \$30 each

FLUSH CUT

- FC-B: Flush Unit Both Sides(Facing) for Ganging - \$95
- FC-L: Flush Unit Left (Facing) for Ganging - \$95
- FC-R: Flush Unit Right(Facing) for Ganging - \$95

GROMMETS (VERTICAL SURFACE)

- Standard Location - \$45 ea.
- Black Plastic Vertical Surface: TM50-C (Bottom Center)
- Non-Standard Location - \$90 ea.
- Black Plastic Vertical Surface: TM50-NS

INTERIOR CABINET LIGHTING

- LEDPK starter kit includes Infeed, 1 Puck Interior Light and the ability to daisy chain up to 6 total Puck Lights
- LEDPK: LED Puck Starter Kit - \$295
- PK: 1 LED Interior Light - \$125

OPEN PLAN

- OPB: "W" "G" Style - Modify Unit for Open Plan Application - \$395

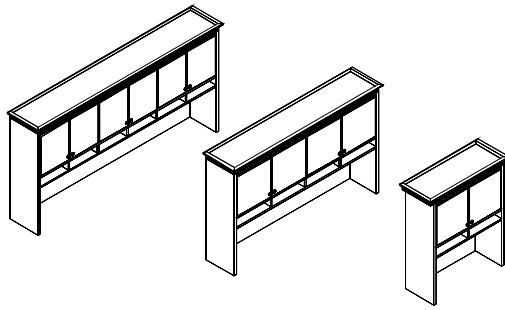
TASK LIGHT

- LT-LED24: 24" LED Tasklight - \$90
- LT-LED48: 48" LED Tasklight - \$165
- LT-LED60: 60" LED Tasklight - \$180
- LC22: 20" LT-LED Tasklight Linking Cable - \$20

4 SELECT HARDWARE



OVERHEAD CONSOLES W/ PAPER ORGANIZER



FREESTANDING CONSOLE - PANEL DOOR W/ PAPER ORGANIZER

STANDARD FEATURES

- 2.5" Cornice top
- Interior cabinet depth 12.5"
- Scalloped edge doors
- Tasklight grommet(s)
- Top profile shaped 3 sides
- Veneer back

Plan application

NOTES

- Unit has black back panel and is not designed for Open Plan use. Select OPB Option for Open

[CLICK HERE TO VIEW PRODUCT INDEX](#)

1 SELECT A STYLE

DIMENSIONS		STYLE NUMBER	LIST PRICE	STYLE NUMBER	LIST PRICE	STYLE NUMBER	LIST PRICE
W" x D" x H"	WGT	"W" Veneer Veneer Top Veneer Chassis		"G" HPL High Pressure Laminate Top Veneer Chassis		"M" TFL Thermally Fused Laminate Top Thermally Fused Laminate Chassis	
6 Door / 3 Section							
95 x 15 x 44	315	RPC9544OH326W	4158	"G" Option N/A		"M" Option N/A	
89 x 15 x 44	285	RPC8944OH326W	3783	"G" Option N/A		"M" Option N/A	
4 Door / 2 Section							
85 x 15 x 44	275	RPC8544OH326W	3534	"G" Option N/A		"M" Option N/A	
78 x 15 x 44	255	RPC7844OH326W	3408	"G" Option N/A		"M" Option N/A	
72 x 15 x 44	240	RPC7244OH326W	3159	"G" Option N/A		"M" Option N/A	
66 x 15 x 44	225	RPC6644OH326W	3082	"G" Option N/A		"M" Option N/A	
60 x 15 x 44	210	RPC6044OH326W	3022	"G" Option N/A		"M" Option N/A	
2 Door / 1 Section							
37 x 15 x 44	120	RPC3744OH326W	2535	"G" Option N/A		"M" Option N/A	
31 x 15 x 44	105	RPC3144OH326W	2011	"G" Option N/A		"M" Option N/A	

2 SELECT A FINISH

"W" Veneer	"G" HPL	"M" TFL	
WAC	-	-	Amber Cherry
WRC	-	-	Caramel Cherry
WIC	-	-	Crimson Cherry
WHC	-	-	Honey Cherry
WOC	-	-	KoKo Cherry
WSC	-	-	Scotch Cherry
WEW	-	-	Executive Walnut
WGW	-	-	Gunstock Walnut
WJW	-	-	Judicial Walnut
WNW	-	-	Natural Walnut
WEC	-	-	Ebony Cherry

3 SELECT AN EDGE

Edge Profile
Option Not Available

5 OPTIONS

DOOR

- D2: Door Lock - \$95 per Door
- D6: Delete Doors - n/c
- D9SC: Soft Close Door Hinges - \$15 per Door

FLUSH CUT

- FC-B: Flush Unit Both Sides(Facing) for Ganging - \$95
- FC-L: Flush Unit Left (Facing) for Ganging - \$95
- FC-R: Flush Unit Right(Facing) for Ganging - \$95

GROMMETS (VERTICAL SURFACE)

- Standard Location - \$45 ea.
- Black Plastic Vertical Surface: TM50-C (Bottom Center)
- Non-Standard Location - \$90 ea.
- Black Plastic Vertical Surface: TM50-NS

OPEN PLAN

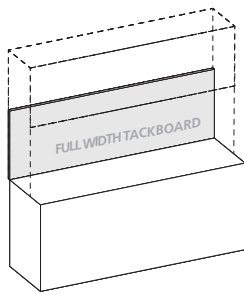
- OPB: "W" "G" Style - Modify Unit for Open Plan Application - \$395

TASK LIGHT

- LT-LED24: 24" LED Tasklight - \$90
- LT-LED48: 48" LED Tasklight - \$165
- LT-LED60: 60" LED Tasklight - \$180
- LC22: 20" LT-LED Tasklight Linking Cable - \$20

4 SELECT HARDWARE





FULL WIDTH TACKBOARDS

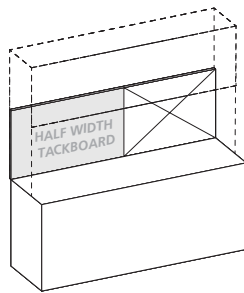
STANDARD FEATURES

- Constructed of .5" thick fiberboard
- Fabric is precisely aligned and fitted to the tackboard
- Adhered to the rigid hardboard with staples

NOTES

- Fabric Tack Panels are raised 3" from bottom edge when TM50 grommet is ordered.

PRODUCT WIDTH	DIMENSIONS	SKU	COM	1	2	3	4	5	6	7	8	9	10	11/L1	12	13/L2
95	91 x .5 x 21	FTOC9121	364	465	516	567	618	669	720	771	822	873	924	975	1,026	1,128
89	85 x .5 x 21	FTOC8521	344	435	483	531	579	627	675	723	771	819	867	915	963	1,059
85	81 x .5 x 21	FTOC8121	323	415	461	507	553	599	645	691	737	783	829	875	921	1,013
78	74 x .5 x 21	FTOC7421	297	380	423	466	509	552	595	638	681	724	767	810	853	939
72	68 x .5 x 21	FTOC6821	271	350	390	430	470	510	550	590	630	670	710	750	790	870
66	62 x .5 x 21	FTOC6221	246	320	356	392	428	464	500	536	572	608	644	680	716	788
60	56 x .5 x 21	FTOC5621	225	290	322	354	386	418	450	482	514	546	578	610	642	706
49	45 x .5 x 21	FTOC4521	180	235	262	289	316	343	370	397	424	451	478	505	532	586
37	33 x .5 x 21	FTOC3321	136	175	195	215	235	255	275	295	315	335	355	375	395	435
31	27 x .5 x 21	FTOC2721	108	145	162	179	196	213	230	247	264	281	298	315	332	366



OVERHEAD TACKBOARDS

HALF WIDTH TACKBOARDS

STANDARD FEATURES

- Constructed of .5" thick fiberboard
- Fabric is precisely aligned and fitted to the tackboard
- Adhered to the rigid hardboard with staples

Notes

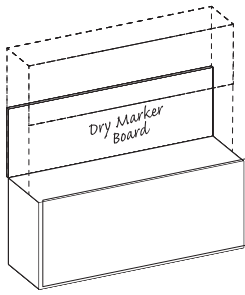
- Half width tackboards can be specified and combined with a Veneer Panel, Marker Board, Slat Wall or Glass Board. See "Half Width" items under product width.
- Must specify Right or left facing tackboard
- Fabric Tack Panels are raised 3" from bottom edge when TM50 grommet is ordered.

PRODUCT WIDTH	DIMENSIONS	SKU	COM	1	2	3	4	5	6	7	8	9	10	11/L1	12	13/L2
95 Half Width	44.5 x .5 x 21	FTOC4421	182	233	258	284	309	335	360	386	411	437	462	488	513	564
89 Half Width	41.5 x .5 x 21	FTOC4121	172	218	242	266	290	314	338	362	386	410	434	458	482	530
85 Half Width	39.5 x .5 x 21	FTOC3921	162	208	231	254	277	300	323	346	369	392	415	438	461	507
78 Half Width	36 x .5 x 21	FTOC3621	149	190	212	233	255	276	298	319	341	362	384	405	427	470
72 Half Width	33 x .5 x 21	FTOC3321	136	175	195	215	235	255	275	295	315	335	355	375	395	435
66 Half Width	30 x .5 x 21	FTOC3021	123	160	178	196	214	232	250	268	286	304	322	340	358	394

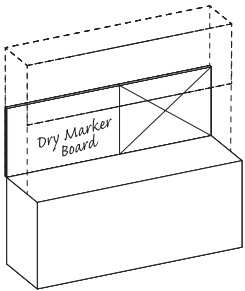
FULL WIDTH DRY MARKER BOARD

STANDARD FEATURES

- Dry marker panel has edge trim molding
- Standard magnetic surface



PRODUCT WIDTH	PANEL DIMENSION	SKU	LIST
95	91 x .5 x 21	DMOC9121	1092
89	85 x .5 x 21	DMOC8521	1020
85	81 x .5 x 21	DMOC8121	972
78	74 x .5 x 21	DMOC7421	888
72	68 x .5 x 21	DMOC6821	816
66	62 x .5 x 21	DMOC6221	744
60	56 x .5 x 21	DMOC5621	672
49	45 x .5 x 21	DMOC4521	564
37	33 x .5 x 21	DMOC3321	420
31	27 x .5 x 21	DMOC2721	324



OVERHEAD DRY MARKER BOARD

HALF WIDTH DRY MARKER BOARD

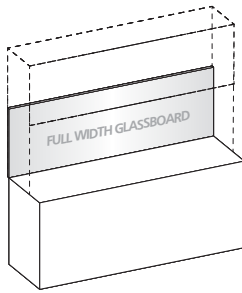
STANDARD FEATURES

- Dry marker panel has edge trim molding
- Standard magnetic surface

Notes

- Half width dry marker boards can be specified and combined with a Tackboard, Veneer Panel, Slat Wall or Glass Board. See "Half Width" items under product width.
- Must specify Right or left facing dry marker board

PRODUCT WIDTH	PANEL DIMENSION	SKU	LIST
95 Half Width	44.5 x .5 x 21	DMOC4421	534
89 Half Width	41.5 x .5 x 21	DMOC4121	498
85 Half Width	39.5 x .5 x 21	DMOC3921	474
78 Half Width	36 x .5 x 21	DMOC3621	432
72 Half Width	33 x .5 x 21	DMOC3321	420
66 Half Width	30 x .5 x 21	DMOC3021	360

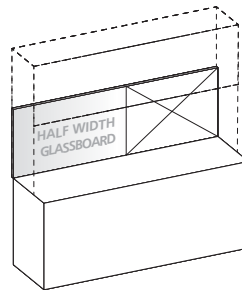


FULL WIDTH GLASSBOARD

STANDARD FEATURES

- 4 mm tempered glass
- Use glass cleaner or alcohol to clean
- Standard dry erase markers may be used
- Earth magnets are required to hold items securely in place
- Hung with Z-Strip mounting system

PRODUCT WIDTH	PANEL DIMENSION	SKU	LIST
95	91 x .5 x 21	GBOC9121	2290
89	85 x .5 x 21	GBOC8521	2150
85	81 x .5 x 21	GBOC8121	2056
78	74 x .5 x 21	GBOC7421	1893
72	68 x .5 x 21	GBOC6821	1752
66	62 x .5 x 21	GBOC6221	1612
60	56 x .5 x 21	GBOC5621	1472
49	45 x .5 x 21	GBOC4521	1215
37	33 x .5 x 21	GBOC3321	935
31	27 x .5 x 21	GBOC2721	794



OVERHEAD GLASSBOARD

HALF WIDTH GLASSBOARD

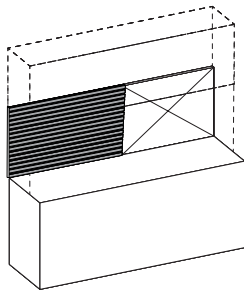
STANDARD FEATURES

- 4 mm tempered glass
- Use glass cleaner or alcohol to clean
- Standard dry erase markers may be used
- Earth magnets are required to hold items securely in place
- Hung with Z-Strip mounting system

Notes

- Half width glassboards can be specified and combined with a Tackboard, Veneer panel, Marker Board or Slat Wall. See "Half Width" items under product width.
- Must specify Right or left facing glassboard

PRODUCT WIDTH	PANEL DIMENSION	SKU	LIST
95 Half Width	44.5 x .5 x 21	GBOC4421	1203
89 Half Width	41.5 x .5 x 21	GBOC4121	1133
85 Half Width	39.5 x .5 x 21	GBOC3921	1086
78 Half Width	36 x .5 x 21	GBOC3621	947
72 Half Width	33 x .5 x 21	GBOC3321	935
66 Half Width	30 x .5 x 21	GBOC3021	864



HALF WIDTH SLAT WALL

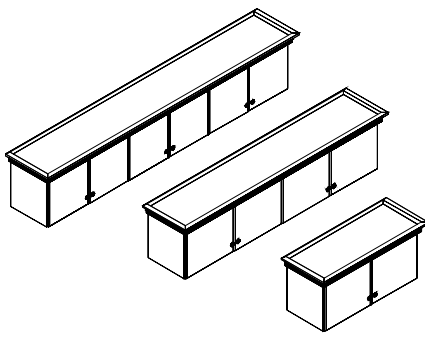
STANDARD FEATURES

- Available in silver or black
- For use on 42"/43" height consoles
- Specify Left or Right Position

Notes

- Half width slat walls can be specified and combined with a Tackboard, Veneer panel, Marker Board or Glassboard. See "Half Width" items under product width.
- Must specify Right or left facing slat wall

PRODUCT WIDTH	PANEL DIMENSION	SKU	LIST
95 Half Width	44.5 x .5 x 21	SWOC4421	445
89 Half Width	41.5 x .5 x 21	SWOC4121	415
85 Half Width	39.5 x .5 x 21	SWOC3921	395
78 Half Width	36 x .5 x 21	SWOC3621	360
72 Half Width	33 x .5 x 21	SWOC3321	330
66 Half Width	30 x .5 x 21	SWOC3021	300



PANEL DOORS - 6/4/2 DOOR

STANDARD FEATURES

- 2.5" Cornice top
- Door fronts w/ profile edges
- Interior cabinet depth 12.5"
- Mounting wall rail included
- Scalloped edge doors
- Tasklight concealment apron rail
- Top profile shaped 3 sides
- Veneer interior

NOTES

- Proper installation is critical to ensure safety from

possible falling cabinets. The factory assumes no liability for damage or injury from the following: Installation into non-load bearing walls. Improper fasteners used in installation. Overloading of cabinets resulting in failures of wall and surrounding structures, fasteners, or cabinet construction. Misuse of cabinets for intended purposes.

- Unit has black back panel and is not designed for Open Plan use. Select OPB Option for Open Plan application

[CLICK HERE TO VIEW PRODUCT INDEX](#)

1 SELECT A STYLE

DIMENSIONS		STYLE NUMBER	LIST PRICE	STYLE NUMBER	LIST PRICE	STYLE NUMBER	LIST PRICE
W" x D" x H"	WGT	"W" Veneer Veneer Top Veneer Chassis		"G" HPL High Pressure Laminate Top Veneer Chassis		"M" TFL Thermally Fused Laminate Top Thermally Fused Laminate Chassis	
6 Door / 3 Section							
95 x 15 x 20	200	RPC9520WH330W	3596	"G" Option N/A		"M" Option N/A	
89 x 15 x 20	185	RPC8920WH330W	3471	"G" Option N/A		"M" Option N/A	
4 Door / 2 Section							
85 x 15 x 20	175	RPC8520WH330W	3067	"G" Option N/A		"M" Option N/A	
78 x 15 x 20	165	RPC7820WH330W	2940	"G" Option N/A		"M" Option N/A	
72 x 15 x 20	155	RPC7220WH330W	2816	"G" Option N/A		"M" Option N/A	
66 x 15 x 20	140	RPC6620WH330W	2638	"G" Option N/A		"M" Option N/A	
60 x 15 x 20	130	RPC6020WH330W	2406	"G" Option N/A		"M" Option N/A	
49 x 15 x 20	115	RPC4920WH330W	2132	"G" Option N/A		"M" Option N/A	
2 Door							
37 x 15 x 20	75	RPC3720WH330W	1645	"G" Option N/A		"M" Option N/A	
31 x 15 x 20	65	RPC3120WH330W	1615	"G" Option N/A		"M" Option N/A	

2 SELECT A FINISH

"W" Veneer	"G" HPL	"M" TFL
WAC	-	Amber Cherry
WRC	-	Caramel Cherry
WIC	-	Crimson Cherry
WHC	-	Honey Cherry
WOC	-	KoKo Cherry
WSC	-	Scotch Cherry
WEW	-	Executive Walnut
WGW	-	Gunstock Walnut
WJW	-	Judicial Walnut
WNW	-	Natural Walnut
WEC	-	Ebony Cherry

3 SELECT AN EDGE

Edge Profile
Option Not Available

5 OPTIONS

DOOR

- D2: Door Lock - \$95 per Door
- D6: Delete Doors - n/c
- D9SC: Soft Close Door Hinges - \$15 per Door

FLUSH CUT

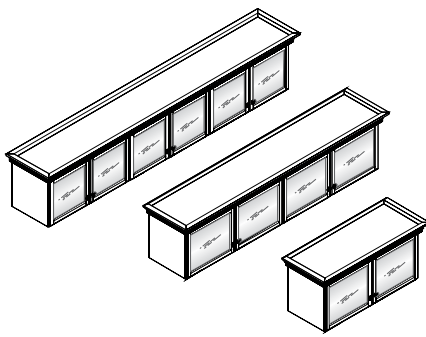
- FC-B: Flush Unit Both Sides(Facing) for Ganging - \$95
- FC-L: Flush Unit Left (Facing) for Ganging - \$95
- FC-R: Flush Unit Right(Facing) for Ganging - \$95

TASK LIGHT

- LT-LED24: 24" LED Tasklight - \$90
- LT-LED48: 48" LED Tasklight - \$165
- LT-LED60: 60" LED Tasklight - \$180
- LC22: 20" LT-LED Tasklight Linking Cable - \$20
- WAR-D: Delete Tasklight Concealment Apron Rail - Deduct \$175

4 SELECT HARDWARE





WOOD FRAME DOOR W/ GLASS - 6/4/2 DOOR

STANDARD FEATURES

- 2.5" Cornice top
- Hardwood frame door w/ beveled glass insert
- Interior cabinet depth 12.5"
- Mounting wall rail included
- Panel Door w/ Profile Edge
- Tasklight concealment apron rail
- Top profile shaped 3 sides
- Veneer interior

NOTES

- Proper installation is critical to ensure safety

from possible falling cabinets. The factory assumes no liability for damage or injury from the following: Installation into non-load bearing walls. Improper fasteners used in installation. Overloading of cabinets resulting in failures of wall and surrounding structures, fasteners, or cabinet construction. Misuse of cabinets for intended purposes.

- Unit has black back panel and is not designed for Open Plan use. Select OPB Option for Open Plan application

[CLICK HERE TO VIEW PRODUCT INDEX](#)

1 SELECT A STYLE

DIMENSIONS		STYLE NUMBER	LIST PRICE	STYLE NUMBER	LIST PRICE	STYLE NUMBER	LIST PRICE
W" x D" x H"	WGT	"W" Veneer Veneer Top Veneer Chassis		"G" HPL High Pressure Laminate Top Veneer Chassis		"M" TFL Thermally Fused Laminate Top Thermally Fused Laminate Chassis	
6 Door / 3 Section							
95 x 15 x 20	200	RPC9520WH329W	4619	"G" Option N/A		"M" Option N/A	
89 x 15 x 20	185	RPC8920WH329W	4494	"G" Option N/A		"M" Option N/A	
4 Door / 2 Section							
85 x 15 x 20	175	RPC8520WH329W	3720	"G" Option N/A		"M" Option N/A	
78 x 15 x 20	165	RPC7820WH329W	3596	"G" Option N/A		"M" Option N/A	
72 x 15 x 20	155	RPC7220WH329W	3471	"G" Option N/A		"M" Option N/A	
66 x 15 x 20	140	RPC6620WH329W	3298	"G" Option N/A		"M" Option N/A	
60 x 15 x 20	130	RPC6020WH329W	3067	"G" Option N/A		"M" Option N/A	
49 x 15 x 20	115	RPC4920WH329W	2786	"G" Option N/A		"M" Option N/A	
2 Door							
37 x 15 x 20	75	RPC3720WH329W	1959	"G" Option N/A		"M" Option N/A	
31 x 15 x 20	65	RPC3120WH329W	1930	"G" Option N/A		"M" Option N/A	

2 SELECT A FINISH

"W" Veneer	"G" HPL	"M" TFL	
WAC	-	-	Amber Cherry
WRC	-	-	Caramel Cherry
WIC	-	-	Crimson Cherry
WHC	-	-	Honey Cherry
WOC	-	-	KoKo Cherry
WSC	-	-	Scotch Cherry
WEW	-	-	Executive Walnut
WGW	-	-	Gunstock Walnut
WJW	-	-	Judicial Walnut
WNW	-	-	Natural Walnut
WEC	-	-	Ebony Cherry

3 SELECT AN EDGE

Edge Profile
Option Not
Available

5 OPTIONS

DOOR

- D2: Door Lock - \$95 per Door Set
- D9SC: Soft Close Door Hinges - \$15 per Door
- D35: Wood panel insert - \$30 each

FLUSH CUT

- FC-B: Flush Unit Both Sides(Facing) for Ganging - \$95
- FC-L: Flush Unit Left (Facing) for Ganging - \$95
- FC-R: Flush Unit Right(Facing) for Ganging - \$95

INTERIOR CABINET LIGHTING

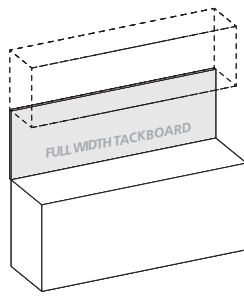
- LEDPK starter kit includes Infeed, 1 Puck Interior Light and the ability to daisy chain up to 6 total Puck Lights
- LEDPK: LED Puck Starter Kit - \$295
- PK: 1 LED Interior Light - \$125

TASK LIGHT

- LT-LED24: 24" LED Tasklight - \$90
- LT-LED48: 48" LED Tasklight - \$165
- LT-LED60: 60" LED Tasklight - \$180
- LC22: 20" LT-LED Tasklight Linking Cable - \$20
- WAR-D: Delete Tasklight Concealment Apron Rail - Deduct \$175

4 SELECT HARDWARE



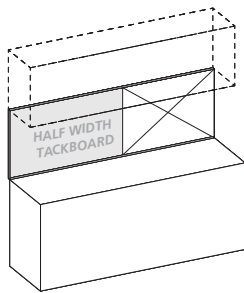


FULL WIDTH TACKBOARDS

STANDARD FEATURES

- Constructed of .5" thick fiberboard
- Fabric is precisely aligned and fitted to the tackboard
- Adhered to the rigid hardboard with staples

PRODUCT WIDTH	PANEL DIMENSION	SKU	COM	1	2	3	4	5	6	7	8	9	10	11/L1	12	13/L2
95	93 x .75 x 24	FTWH9324	447	558	609	660	711	762	813	864	915	966	1,017	1,068	1,119	1,221
89	87 x .75 x 24	FTWH8724	431	522	570	618	666	714	762	810	858	906	954	1,002	1,050	1,146
85	83 x .75 x 24	FTWH8324	406	498	544	590	636	682	728	774	820	866	912	958	1,004	1,096
78	76 x .75 x 24	FTWH7624	373	456	499	542	585	628	671	714	757	800	843	886	929	1,015
72	70 x .75 x 24	FTWH7024	341	420	460	500	540	580	620	660	700	740	780	820	860	940
66	64 x .75 x 24	FTWH6424	310	384	420	456	492	528	564	600	636	672	708	744	780	852
60	58 x .75 x 24	FTWH5824	283	348	380	412	444	476	508	540	572	604	636	668	700	764
49	47 x .75 x 24	FTWH4724	227	282	309	336	363	390	417	444	471	498	525	552	579	633
37	35 x .75 x 24	FTWH3524	169	210	230	250	270	290	310	330	350	370	390	410	430	470
31	29 x .75 x 24	FTWH2924	137	174	191	208	225	242	259	276	293	310	327	344	361	395



WALL HUNG TACKBOARDS

HALF WIDTH TACKBOARDS

STANDARD FEATURES

- Constructed of .5" thick fiberboard
- Fabric is precisely aligned and fitted to the tackboard
- Adhered to the rigid hardboard with staples

Notes

- Half width tackboards can be specified and combined with a Veneer Panel, Marker Board, Slat Wall or Glass Board. See "Half Width" items under product width.
- Must specify Right or left facing tackboard

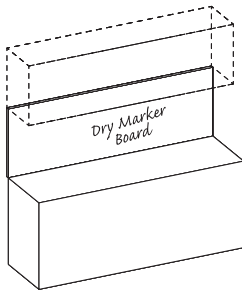
PRODUCT WIDTH	PANEL DIMENSION	SKU	COM	1	2	3	4	5	6	7	8	9	10	11/L1	12	13/L2
95 Half Width	46.5 x .75 x 24	FTWH4624	224	279	305	330	356	381	407	432	458	483	509	534	560	611
89 Half Width	43.5 x .75 x 24	FTWH4324	216	261	285	309	333	357	381	405	429	453	477	501	525	573
85 Half Width	41.5 x .75 x 24	FTWH4124	203	249	272	295	318	341	364	387	410	433	456	479	502	548
78 Half Width	38 x .75 x 24	FTWH3824	187	228	250	271	293	314	336	357	379	400	422	443	465	508
72 Half Width	35 x .75 x 24	FTWH3524	171	210	230	250	270	290	310	330	350	370	390	410	430	470
66 Half Width	32 x .75 x 24	FTWH3224	155	192	210	228	246	264	282	300	318	336	354	372	390	426

WALL HUNG DRY MARKER BOARD

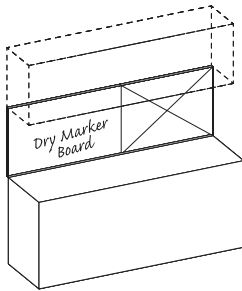
FULL WIDTH DRY MARKER BOARD

STANDARD FEATURES

- Dry marker panel has edge trim molding
- Standard magnetic surface



PRODUCT WIDTH	PANEL DIMENSION	SKU	LIST
95	93 x .75 x 24	DMWH9324	1116
89	87 x .75 x 24	DMWH8724	1044
85	83 x .75 x 24	DMWH8324	984
78	76 x .5 x 24	DMWH7624	912
72	70 x .75 x 24	DMWH7024	840
66	64 x .75 x 24	DMWH6424	768
60	58 x .75 x 24	DMWH5824	696
49	47 x .75 x 24	DMWH4724	564
37	35 x .75 x 24	DMWH3524	420
31	29 x .75 x 24	DMWH2924	348



WALL HUNG DRY MARKER BOARD

HALF WIDTH DRY MARKER BOARD

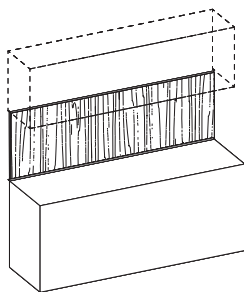
STANDARD FEATURES

- Dry marker panel has edge trim molding
- Standard magnetic surface

Notes

- Half width dry marker boards can be specified and combined with a Tackboard, Veneer Panel, Slat Wall or Glass Board. See "Half Width" items under product width.
- Must specify Right or left facing dry marker board

PRODUCT WIDTH	PANEL DIMENSION	SKU	LIST
95 Half Width	46.5 x .75 x 24	DMWH4624	558
89 Half Width	43.5 x .75 x 24	DMWH4324	522
85 Half Width	41.5 x .75 x 24	DMWH4124	498
78 Half Width	38 x .75 x 24	DMWH3824	456
72 Half Width	35 x .75 x 24	DMWH3524	420
66 Half Width	32 x .75 x 24	DMWH3224	384

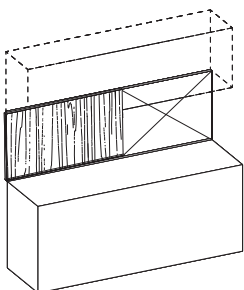


FULL WIDTH VENEER PANEL

STANDARD FEATURES

- Can be used with or without overhead cabinet.
- Required for other accessory panels.
- Veneer edges.
- Vertical wire channels on back for task light cords.
- Steel mounting wall channel is recessed for flush mounting.

PRODUCT WIDTH	PANEL DIMENSION	SKU	LIST
95	93 x .75 x 24	VPWH9324	930
89	87 x .75 x 24	VPWH8724	870
85	83 x .75 x 24	VPWH8324	820
78	76 x .75 x 24	VPWH7624	760
72	70 x .75 x 24	VPWH7024	700
66	64 x .75 x 24	VPWH6424	640
60	58 x .75 x 24	VPWH5824	580
49	47 x .75 x 24	VPWH4724	470
37	35 x .75 x 24	VPWH3524	350
31	29 x .75 x 24	VPWH2924	290



WALL HUNG VENEER PANEL

HALF WIDTH VENEER PANEL

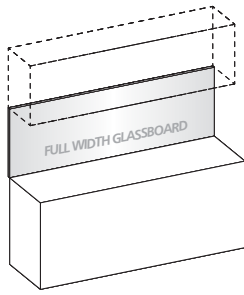
STANDARD FEATURES

- Can be used with or without overhead cabinet.
- Required for other accessory panels.
- Veneer edges.
- Vertical wire channels on back for task light cords.
- Steel mounting wall channel is recessed for flush mounting.

Notes

- Half width veneer panels can be specified and combined with a Tackboard, Marker Board, Slat Wall or Glass Board. See "Half Width" items under product width.
- Must specify Right or left facing veneer panel

PRODUCT WIDTH	PANEL DIMENSION	SKU	LIST
95 Half Width	46.5 x .75 x 24	VPWH4624	465
89 Half Width	43.5 x .75 x 24	VPWH4324	435
85 Half Width	41.5 x .75 x 24	VPWH4124	415
78 Half Width	38 x .75 x 24	VPWH3824	380
72 Half Width	35 x .75 x 24	VPWH3524	350
66 Half Width	32 x .75 x 24	VPWH3224	320

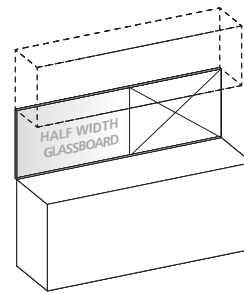


FULL WIDTH TACKBOARDS

STANDARD FEATURES

- 4 mm tempered glass
- Use glass cleaner or alcohol to clean
- Standard dry erase markers may be used
- Earth magnets are required to hold items securely in place
- Hung with Z-Strip mounting system

PRODUCT WIDTH	PANEL DIMENSION	SKU	LIST
95	93 x .75 x 24	GBWH9324	2647
89	87 x .75 x 24	GBWH8724	2487
85	83 x .75 x 24	GBWH8324	2380
78	76 x .75 x 24	GBWH7624	2193
72	70 x .75 x 24	GBWH7024	2033
66	64 x .75 x 24	GBWH6424	1873
60	58 x .75 x 24	GBWH5824	1712
49	47 x .75 x 24	GBWH4724	1419
37	35 x .75 x 24	GBWH3524	1098
31	29 x .75 x 24	GBWH2924	938



WALL HUNG GLASSBOARD

HALF WIDTH TACKBOARDS

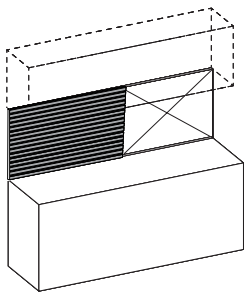
STANDARD FEATURES

- 4 mm tempered glass
- Use glass cleaner or alcohol to clean
- Standard dry erase markers may be used
- Earth magnets are required to hold items securely in place
- Hung with Z-Strip mounting system

Notes

- Half width glassboards can be specified and combined with a Tackboard, Veneer panel, Marker Board or Slat Wall. See "Half Width" items under product width.
- Must specify Right or left facing glassboard

PRODUCT WIDTH	PANEL DIMENSION	SKU	LIST
95 Half Width	46.5 x .75 x 24	GBWH4624	1405
89 Half Width	43.5 x .75 x 24	GBWH4324	1325
85 Half Width	41.5 x .75 x 24	GBWH4124	1272
78 Half Width	38 x .75 x 24	GBWH3824	1185
72 Half Width	35 x .75 x 24	GBWH3524	1098
66 Half Width	32 x .75 x 24	GBWH3224	1018



RICHMOND PARK WALL HUNG SLAT WALL

HALF WIDTH SLAT WALL

STANDARD FEATURES

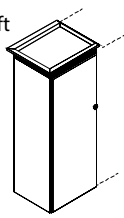
- Available in silver or black
- For use on 42"/43" height consoles

Notes

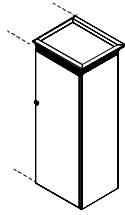
- Half width slat walls can be specified and combined with a Tackboard, Veneer panel, Marker Board or Glassboard. See "Half Width" items under product width.
- Must specify Right or left facing slat wall

PRODUCT WIDTH	PANEL DIMENSION	SKU	LIST
95 Half Width	46.5 x .75 x 24	SWWH4624	465
89 Half Width	43.5 x .75 x 24	SWWH4324	435
85 Half Width	41.5 x .75 x 24	SWWH4124	415
78 Half Width	38 x .75 x 24	SWWH3824	380
72 Half Width	35 x .75 x 24	SWWH3524	350
66 Half Width	32 x .75 x 24	SWWH3224	320

Hinged Left



Hinged Right



PANEL DOOR

STANDARD FEATURES

- 2 Black adjustable shelves
- 2.5" Cornice top (flat on ganging end)
- Doors w/ profile edges
- Interior shelf depth 12"

Plan application

NOTES

- Door Hinged Left (Flush on right for ganging)
- Door Hinged Right (Flush on Left for Ganging)
- Unit has black back panel and is not designed for Open Plan use. Select OPB Option for Open

[CLICK HERE TO VIEW PRODUCT INDEX](#)

1 SELECT A STYLE

DIMENSIONS		STYLE NUMBER		LIST PRICE	STYLE NUMBER		LIST PRICE	STYLE NUMBER		LIST PRICE
W" x D" x H"	WGT	"W" Veneer	Veneer Top Veneer Chassis		"G" HPL	High Pressure Laminate Top Veneer Chassis		"M" TFL	Thermally Fused Laminate Top Thermally Fused Laminate Chassis	
Hinged Left										
17.5 x 15 x 44	80	RPC1744OH340W		1719	"G" Option N/A			"M" Option N/A		
14.5 x 15 x 44	75	RPC1444OH340W		1660	"G" Option N/A			"M" Option N/A		
Hinged Right										
17.5 x 15 x 44	80	RPC1744OH341W		1719	"G" Option N/A			"M" Option N/A		
14.5 x 15 x 44	75	RPC1444OH341W		1660	"G" Option N/A			"M" Option N/A		

2 SELECT A FINISH

"W" Veneer	"G" HPL	"M" TFL	
WAC	-	-	Amber Cherry
WRC	-	-	Caramel Cherry
WIC	-	-	Crimson Cherry
WHC	-	-	Honey Cherry
WOC	-	-	KoKo Cherry
WSC	-	-	Scotch Cherry
WEW	-	-	Executive Walnut
WGW	-	-	Gunstock Walnut
WJW	-	-	Judicial Walnut
WNW	-	-	Natural Walnut
WEC	-	-	Ebony Cherry

3 SELECT AN EDGE

Edge Profile
Option Not
Available

5 OPTIONS

DOOR

- D2: Door Lock - \$95 per Door Set
- D6: Delete Doors - n/c
- D9SC: Soft Close Door Hinges - \$15 per Door

FLUSH CUT

- FC-B: Flush Unit Both Sides(Facing) for Ganging - \$95

OPEN PLAN

- OPB: "W" "G" Style - Modify Unit for Open Plan Application - \$395

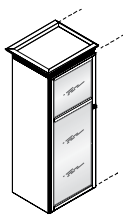
SHELF

- GS14H: Replace Standard Shelves with Glass Shelves - \$65 per Shelf

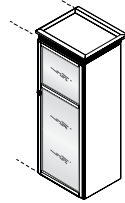
4 SELECT HARDWARE



Hinged Left



Hinged Right



WOOD FRAME DOOR W/ GLASS

STANDARD FEATURES

- 2 Black adjustable shelves
- 2.5" Cornice top, flat on ganging end
- Doors w/ profile edges
- Hardwood frame doors w/ glass inserts
- Interior shelf depth 12"

NOTES

- Door Hinged Left (Flush on right for ganging)
- Door Hinged Right (Flush on Left for Ganging)

[CLICK HERE TO VIEW PRODUCT INDEX](#)

1 SELECT A STYLE

DIMENSIONS		STYLE NUMBER		LIST PRICE	STYLE NUMBER		LIST PRICE	STYLE NUMBER		LIST PRICE
W" x D" x H"	WGT	"W" Veneer	Veneer Top Veneer Chassis		"G" HPL	High Pressure Laminate Top Veneer Chassis		"M" TFL	Thermally Fused Laminate Top Thermally Fused Laminate Chassis	
Hinged Left										
17.5 x 15 x 44	80	RPC1744OH342W		1969	"G" Option N/A			"M" Option N/A		
14.5 x 15 x 44	75	RPC1444OH342W		1910	"G" Option N/A			"M" Option N/A		
Hinged Right										
17.5 x 15 x 44	80	RPC1744OH343W		1969	"G" Option N/A			"M" Option N/A		
14.5 x 15 x 44	75	RPC1444OH343W		1910	"G" Option N/A			"M" Option N/A		

2 SELECT A FINISH

"W" Veneer	"G" HPL	"M" TFL	
WAC	-	-	Amber Cherry
WRC	-	-	Caramel Cherry
WIC	-	-	Crimson Cherry
WHC	-	-	Honey Cherry
WOC	-	-	KoKo Cherry
WSC	-	-	Scotch Cherry
WEW	-	-	Executive Walnut
WGW	-	-	Gunstock Walnut
WJW	-	-	Judicial Walnut
WNW	-	-	Natural Walnut
WEC	-	-	Ebony Cherry

3 SELECT AN EDGE

Edge Profile
Option Not
Available

5 OPTIONS

DOOR

- D2: Door Lock - \$95 per Door Set
- D9SC: Soft Close Door Hinges - \$15 per Door
- D35: Wood panel insert - \$30 per panel

FLUSH CUT

- FC-B: Flush Unit Both Sides(Facing) for Ganging - \$95
- FC-L: Flush Unit Left (Facing) for Ganging - \$95
- FC-R: Flush Unit Right(Facing) for Ganging - \$95

INTERIOR CABINET LIGHTING

- LEDPK starter kit includes Infeed, 1 Puck Interior Light and the ability to daisy chain up to 6 total Puck Lights
- LEDPK: LED Puck Starter Kit - \$295
- PK: 1 LED Interior Light - \$125

OPEN PLAN

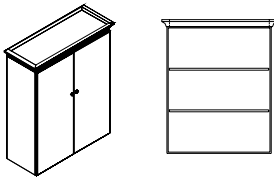
- OPB: "W" "G" Style - Modify Unit for Open Plan Application - \$395

SHELF

- GS14H: Replace Standard Shelves with Glass Shelves - \$65 per Shelf

4 SELECT HARDWARE





PANEL DOOR

STANDARD FEATURES

- 2 Adjustable shelves
- 2.5" Cornice top
- Doors w/ profile edges
- Interior shelf depth 12"
- Top profile shaped 3 sides

NOTES

- Unit has black back panel and is not designed for Open Plan use. Select OPB Option for Open Plan application

[CLICK HERE TO VIEW PRODUCT INDEX](#)

1 SELECT A STYLE

DIMENSIONS		STYLE NUMBER	LIST PRICE	STYLE NUMBER	LIST PRICE	STYLE NUMBER	LIST PRICE
W" x D" x H"	WGT	"W" Veneer Veneer Top Veneer Chassis		"G" HPL High Pressure Laminate Top Veneer Chassis		"M" TFL Thermally Fused Laminate Top Thermally Fused Laminate Chassis	
37 x 15 x 44.5	140	RPC3744OH383W	2005	"G" Option N/A		"M" Option N/A	
31 x 15 x 44.5	130	RPC3144OH383W	1915	"G" Option N/A		"M" Option N/A	

2 SELECT A FINISH

"W" Veneer	"G" HPL	"M" TFL	
WAC	-	-	Amber Cherry
WRC	-	-	Caramel Cherry
WIC	-	-	Crimson Cherry
WHC	-	-	Honey Cherry
WOC	-	-	KoKo Cherry
WSC	-	-	Scotch Cherry
WEW	-	-	Executive Walnut
WGW	-	-	Gunstock Walnut
WJW	-	-	Judicial Walnut
WNW	-	-	Natural Walnut
WEC	-	-	Ebony Cherry

3 SELECT AN EDGE

Edge Profile
Option Not
Available

5 OPTIONS

DOOR

- D2: Door Lock - \$95 per Door
- D6: Delete Doors - n/c
- D9SC: Soft Close Door Hinges - \$15 per Door

FLUSH CUT

- FC-B: Flush Unit Both Sides(Facing) for Ganging - \$95
- FC-L: Flush Unit Left (Facing) for Ganging - \$95
- FC-R: Flush Unit Right(Facing) for Ganging - \$95

OPEN PLAN



- OPB: "W" "G" Style - Modify Unit for Open Plan Application - \$395

SHELF

- GS14F: Replace Standard Shelves with Glass Shelves - \$85 per Shelf
- S714F: Heavy Duty Lumber 1" Shelves - \$75 per Shelf

4 SELECT HARDWARE





RICHMOND PARK

ASSEMBLED OVERHEAD BOOKCASE / HUTCH

WOOD FRAME DOOR W/ GLASS INSERT

STANDARD FEATURES

- 2 Adjustable shelves
- 2.5" Cornice top
- Doors w/ profile edges
- Interior shelf depth 12"
- Top profile shaped 3 sides
- Wood frame doors w/ beveled glass inserts

Plan application

NOTES

- Unit has black back panel and is not designed for Open Plan use. Select OPB Option for Open

[CLICK HERE TO VIEW PRODUCT INDEX](#)

1 SELECT A STYLE

DIMENSIONS		STYLE NUMBER	LIST PRICE	STYLE NUMBER	LIST PRICE	STYLE NUMBER	LIST PRICE
W" x D" x H"	WGT	"W" Veneer Veneer Top Veneer Chassis		"G" HPL High Pressure Laminate Top Veneer Chassis		"M" TFL Thermally Fused Laminate Top Thermally Fused Laminate Chassis	
37 x 15 x 44.5	140	RPC3744OH381W	2386	"G" Option N/A		"M" Option N/A	
31 x 15 x 44.5	130	RPC3144OH381W	2296	"G" Option N/A		"M" Option N/A	

2 SELECT A FINISH

"W" Veneer	"G" HPL	"M" TFL	
WAC	-	-	Amber Cherry
WRC	-	-	Caramel Cherry
WIC	-	-	Crimson Cherry
WHC	-	-	Honey Cherry
WOC	-	-	KoKo Cherry
WSC	-	-	Scotch Cherry
WEW	-	-	Executive Walnut
WGW	-	-	Gunstock Walnut
WJW	-	-	Judicial Walnut
WNW	-	-	Natural Walnut
WEC	-	-	Ebony Cherry

3 SELECT AN EDGE

Edge Profile
Option Not
Available

5 OPTIONS

DOOR

- D2: Door Lock - \$95 per Door
- D9SC: Soft Close Door Hinges - \$15 per Door

FLUSH CUT

- FC-B: Flush Unit Both Sides(Facing) for Ganging - \$95
- FC-L: Flush Unit Left (Facing) for Ganging - \$95
- FC-R: Flush Unit Right(Facing) for Ganging - \$95

INTERIOR CABINET LIGHTING

- LEDPK starter kit includes Infeed, 1 Puck Interior Light and the ability to daisy chain up to 6 total Puck Lights
- LEDPK: LED Puck Starter Kit - \$295
- PK: 1 LED Interior Light - \$125

OPEN PLAN

- OPB: "W" "G" Style - Modify Unit for Open Plan Application - \$395

SHELF

- GS14F: Replace Standard Shelves with Glass Shelves - \$85 per Shelf
- S714F: Heavy Duty Lumber 1" Shelves - \$75 per Shelf

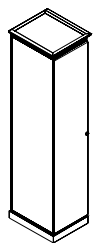
4 SELECT HARDWARE



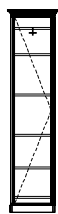
DK-114 Brushed
Pewter



DK-4 Antique Brass



Hinged Left



Hinged Right

WARDROBE / STORAGE

STANDARD FEATURES

- 2.5" Cornice top
- 3 Adjustable shelves / 1 Fixed
- 3.5" Traditional base
- Door fronts w/ profile edges
- Top profile shaped 3 sides
- Wardrobe w/ coat rod & hook

for Open Plan use. Select OPB Option for Open Plan application

NOTES

- Adjustable shelves shaded
- Unit has black back panel and is not designed

[CLICK HERE TO VIEW PRODUCT INDEX](#)

1 SELECT A STYLE

DIMENSIONS		STYLE NUMBER	LIST PRICE	STYLE NUMBER	LIST PRICE	STYLE NUMBER	LIST PRICE
W" x D" x H"	WGT	"W" Veneer Veneer Top Veneer Chassis		"G" HPL High Pressure Laminate Top Veneer Chassis		"M" TFL Thermally Fused Laminate Top Thermally Fused Laminate Chassis	
Hinged Left							
17.75 x 24 x 77	160	RPC1777TW283W	2713	"G" Option N/A		"M" Option N/A	
Hinged Right							
17.75 x 24 x 77	160	RPC1777TW284W	2713	"G" Option N/A		"M" Option N/A	

2 SELECT A FINISH

"W" Veneer	"G" HPL	"M" TFL	
WAC	-	-	Amber Cherry
WRC	-	-	Caramel Cherry
WIC	-	-	Crimson Cherry
WHC	-	-	Honey Cherry
WOC	-	-	KoKo Cherry
WSC	-	-	Scotch Cherry
WEW	-	-	Executive Walnut
WGW	-	-	Gunstock Walnut
WJW	-	-	Judicial Walnut
WNW	-	-	Natural Walnut
WEC	-	-	Ebony Cherry

3 SELECT AN EDGE

Edge Profile
Option Not
Available

5 OPTIONS

DOOR

- D2: Door Lock - \$95 per Door
- D9SC: Soft Close Door Hinges - \$15 per Door

FLUSH CUT

- FC-B: Flush Unit Both Sides(Facing) for Ganging - \$95
- FC-L: Flush Unit Left (Facing) for Ganging - \$95
- FC-R: Flush Unit Right(Facing) for Ganging - \$95

OPEN PLAN

- OPB: "W" "G" Style - Modify Unit for Open Plan Application - \$395

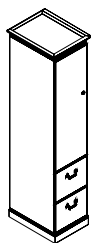
4 SELECT HARDWARE



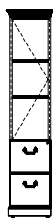
DK-114 Brushed
Pewter



DK-4 Antique Brass



Hinged Left



Hinged Right

STORAGE / FILE/FILE

STANDARD FEATURES

- 2 Adjustable shelves
- 2.5" Cornice top
- 3.5" Traditional base
- Door/Drawer fronts w/ profile edges
- File drawer - Full extension drawers - locking
- Soft close suspension drawer(s)
- Top profile shaped 3 sides

for Open Plan use. Select OPB Option for Open Plan application

NOTES

- Unit has black back panel and is not designed

[CLICK HERE TO VIEW PRODUCT INDEX](#)

1 SELECT A STYLE

DIMENSIONS		STYLE NUMBER	LIST PRICE	STYLE NUMBER	LIST PRICE	STYLE NUMBER	LIST PRICE
W" x D" x H"	WGT	"W" Veneer Veneer Top Veneer Chassis		"G" HPL High Pressure Laminate Top Veneer Chassis		"M" TFL Thermally Fused Laminate Top Thermally Fused Laminate Chassis	
Hinged Left / Ganging Left							
17.75 x 24 x 77	170	RPC1777TW291W	2962	"G" Option N/A		"M" Option N/A	
Hinged Right / Ganging Right							
17.75 x 24 x 77	170	RPC1777TW292W	2962	"G" Option N/A		"M" Option N/A	

2 SELECT A FINISH

"W" Veneer	"G" HPL	"M" TFL	
WAC	-	-	Amber Cherry
WRC	-	-	Caramel Cherry
WIC	-	-	Crimson Cherry
WHC	-	-	Honey Cherry
WOC	-	-	KoKo Cherry
WSC	-	-	Scotch Cherry
WEW	-	-	Executive Walnut
WGW	-	-	Gunstock Walnut
WJW	-	-	Judicial Walnut
WNW	-	-	Natural Walnut
WEC	-	-	Ebony Cherry

3 SELECT AN EDGE

Edge Profile
Option Not
Available

5 OPTIONS

DOOR

- D2: Door Lock - \$95 per Door
- D6: Delete Doors - n/c
- D9SC: Soft Close Door Hinges - \$15 per Door

DRAWER

- P6: Modify File/File to Box/Box/File - \$50 per pedestal
- P33: Wood Drawer Upgrade - \$40 per drawer

FLUSH CUT

- FC-B: Flush Unit Both Sides(Facing) for Ganging - \$95
- FC-L: Flush Unit Left (Facing) for Ganging - \$95
- FC-R: Flush Unit Right(Facing) for Ganging - \$95

OPEN PLAN

- OPB: "W" "G" Style - Modify Unit for Open Plan Application - \$395

4 SELECT HARDWARE



PL-4 Antique Brass



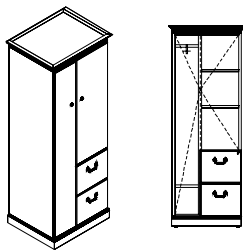
PL-5 Antique Brass
PL-50 Brushed Pewter



DK-114 Brushed
Pewter



DK-4 Antique Brass



STORAGE / FILE/FILE WITH MINI-WARDROBE

STANDARD FEATURES

- 2 Adjustable shelves
- 2.5" Cornice top
- 3.5" Traditional base
- Door/Drawer fronts w/ profile edges
- File drawer - Full extension drawers - locking
- Soft close suspension drawer(s)
- Top profile shaped 3 sides

- Unit has black back panel and is not designed for Open Plan use. Select OPB Option for Open Plan application

NOTES

- Adjustable shelves shaded

[CLICK HERE TO VIEW PRODUCT INDEX](#)

1 SELECT A STYLE

DIMENSIONS		STYLE NUMBER	LIST PRICE	STYLE NUMBER	LIST PRICE	STYLE NUMBER	LIST PRICE
W" x D" x H"	WGT	"W" Veneer Veneer Top Veneer Chassis		"G" HPL High Pressure Laminate Top Veneer Chassis		"M" TFL Thermally Fused Laminate Top Thermally Fused Laminate Chassis	
Left Wardrobe							
28 x 24 x 77	220	RPC2877TW293W	4212	"G" Option N/A		"M" Option N/A	
Right Wardrobe							
28 x 24 x 77	220	RPC2877TW294W	4212	"G" Option N/A		"M" Option N/A	

2 SELECT A FINISH

"W" Veneer	"G" HPL	"M" TFL
WAC	-	Amber Cherry
WRC	-	Caramel Cherry
WIC	-	Crimson Cherry
WHC	-	Honey Cherry
WOC	-	KoKo Cherry
WSC	-	Scotch Cherry
WEW	-	Executive Walnut
WGW	-	Gunstock Walnut
WJW	-	Judicial Walnut
WNW	-	Natural Walnut
WEC	-	Ebony Cherry

3 SELECT AN EDGE

Edge Profile
Option Not
Available

5 OPTIONS

DOOR

- D2: Door Lock - \$95 per Door
- D9SC: Soft Close Door Hinges - \$15 per Door

DRAWER

- P6: Modify File/File to Box/Box/File - \$50 per pedestal
- P33: Wood Drawer Upgrade - \$40 per drawer

FLUSH CUT

- FC-B: Flush Unit Both Sides(Facing) for Ganging - \$95
- FC-L: Flush Unit Left (Facing) for Ganging - \$95
- FC-R: Flush Unit Right(Facing) for Ganging - \$95

OPEN PLAN

- OPB: "W" "G" Style - Modify Unit for Open Plan Application - \$395

4 SELECT HARDWARE



PL-4 Antique Brass



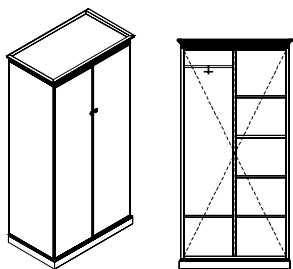
PL-5 Antique Brass
PL-50 Brushed Pewter



DK-114 Brushed
Pewter



DK-4 Antique Brass



RICHMOND PARK VERTICAL FULL TOWERS

FREESTANDING WARDROBE / STORAGE

STANDARD FEATURES

- 2.5" Cornice top
- 3 Adjustable shelves
- 3.5" Traditional base
- Doors w/ profile edges
- Top profile shaped 3 sides
- Wardrobe w/ coat rod & hook

and 1-5/8" from the edge.

- Unit has black back panel and is not designed for Open Plan use. Select OPB Option for Open Plan application

NOTES

- Adjustable shelves shaded
- Pulls are located 26" from the top of the door

[CLICK HERE TO VIEW PRODUCT INDEX](#)

1 SELECT A STYLE

DIMENSIONS		STYLE NUMBER	LIST PRICE	STYLE NUMBER	LIST PRICE	STYLE NUMBER	LIST PRICE
W" x D" x H"	WGT	"W" Veneer Veneer Top Veneer Chassis		"G" HPL High Pressure Laminate Top Veneer Chassis		"M" TFL Thermally Fused Laminate Top Thermally Fused Laminate Chassis	
38.5 x 24 x 77	260	RPC3877TW275W	4027	"G" Option N/A		"M" Option N/A	
32.5 x 24 x 77	210	RPC3277TW275W	3777	"G" Option N/A		"M" Option N/A	

2 SELECT A FINISH

"W" Veneer	"G" HPL	"M" TFL	
WAC	-	-	Amber Cherry
WRC	-	-	Caramel Cherry
WIC	-	-	Crimson Cherry
WHC	-	-	Honey Cherry
WOC	-	-	KoKo Cherry
WSC	-	-	Scotch Cherry
WEW	-	-	Executive Walnut
WGW	-	-	Gunstock Walnut
WJW	-	-	Judicial Walnut
WNW	-	-	Natural Walnut
WEC	-	-	Ebony Cherry

3 SELECT AN EDGE

Edge Profile
Option Not
Available

5 OPTIONS

DELETE CENTER PARTITION

- MOD31OP: Delete Center Partition / Add (3) Full Width Adj. Shelves & (1) Fixed - \$295

DOOR

- D2: Door Lock - \$95 per Door
- D9SC: Soft Close Door Hinges - \$15 per Door

FLUSH CUT

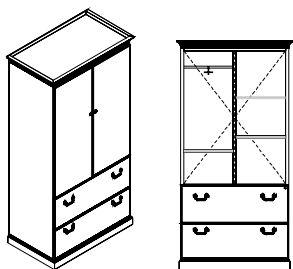
- FC-B: Flush Unit Both Sides(Facing) for Ganging - \$95
- FC-L: Flush Unit Left (Facing) for Ganging - \$95
- FC-R: Flush Unit Right(Facing) for Ganging - \$95

OPEN PLAN

- OPB: "W" "G" Style - Modify Unit for Open Plan Application - \$395

4 SELECT HARDWARE





RICHMOND PARK VERTICAL FULL TOWERS

FREESTANDING LATERAL FILE / STORAGE

STANDARD FEATURES

- 2.5" Cornice top
- 3 Adjustable shelves
- 3.5" Traditional base
- Door/Drawer fronts w/ profile edges
- Legal/Double letter filing
- Soft close suspension drawer(s)
- Top profile shaped 3 sides
- Wardrobe w/ coat rod & hook

- Adjustable shelves shaded
- Unit has black back panel and is not designed for Open Plan use. Select OPB Option for Open Plan application

NOTES

[CLICK HERE TO VIEW PRODUCT INDEX](#)

1 SELECT A STYLE

DIMENSIONS		STYLE NUMBER		LIST PRICE	STYLE NUMBER		LIST PRICE	STYLE NUMBER		LIST PRICE
W" x D" x H"	WGT	"W" Veneer	Veneer Top Veneer Chassis		"G" HPL	High Pressure Laminate Top Veneer Chassis		"M" TFL	Thermally Fused Laminate Top Thermally Fused Laminate Chassis	
38.5 x 24 x 77	280	RPC3877TW281W		4277	"G" Option N/A			"M" Option N/A		
32.5 x 24 x 77	220	RCP3277TW281W		4027	"G" Option N/A			"M" Option N/A		

2 SELECT A FINISH

"W" Veneer	"G" HPL	"M" TFL
WAC	-	Amber Cherry
WRC	-	Caramel Cherry
WIC	-	Crimson Cherry
WHC	-	Honey Cherry
WOC	-	KoKo Cherry
WSC	-	Scotch Cherry
WEW	-	Executive Walnut
WGW	-	Gunstock Walnut
WJW	-	Judicial Walnut
WNW	-	Natural Walnut
WEC	-	Ebony Cherry

3 SELECT AN EDGE

Edge Profile
Option Not
Available

5 OPTIONS

DELETE CENTER PARTITION

- MOD30OP: Delete Center Partition / Add 3 Full Width Adj. Shelves & 1 Fixed - \$295

DOOR

- D2: Door Lock - \$95 per Door
- D9SC: Soft Close Door Hinges - \$15 per Door

DRAWER

- P33: Wood Drawer Upgrade - \$40 per drawer

FLUSH CUT


- FC-B: Flush Unit Both Sides(Facing) for Ganging - \$95
- FC-L: Flush Unit Left (Facing) for Ganging - \$95
- FC-R: Flush Unit Right(Facing) for Ganging - \$95

OPEN PLAN

- OPB: "W" "G" Style - Modify Unit for Open Plan Application - \$395

4 SELECT HARDWARE





OPEN BOOKCASE

STANDARD FEATURES

- .75" Thick veneer back w/ dowel joint
- 2.5" Cornice top
- Adjustable glides
- Interior shelf depth 12"
- Veneer Top for 53" and 30" height
- Top profile shaped 3 sides
- "W" styles - 30", 53" H units finished top, 74", 86" H units black painted top

- Adjustable shelves are shaded
- Base Height 3.5"
- Glides adjust 1"
- Unit has black back panel and is not designed for Open Plan use. Select OPB Option for Open Plan application

NOTES

[CLICK HERE TO VIEW PRODUCT INDEX](#)

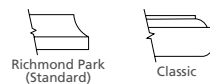
1 SELECT A STYLE

DIMENSIONS		STYLE NUMBER	LIST PRICE	STYLE NUMBER	LIST PRICE	STYLE NUMBER	LIST PRICE
W" x D" x H"	WGT	"W" Veneer Veneer Top Veneer Chassis		"G" HPL High Pressure Laminate Top Veneer Chassis		"M" TFL Thermally Fused Laminate Top Thermally Fused Laminate Chassis	
Cornice Top and Base							
37 x 16 x 86	205	RPC3786BK250W	2600	"G" Option N/A		"M" Option N/A	
37 x 16 x 74	185	RPC3774BK250W	2345	"G" Option N/A		"M" Option N/A	
31 x 16 x 86	200	RPC3186BK250W	2413	"G" Option N/A		"M" Option N/A	
31 x 16 x 74	180	RPC3174BK250W	2159	"G" Option N/A		"M" Option N/A	
Veneer Top and Base							
37 x 15 x 53	205	RPC3753BK250W	2177	RPC3753BK250G	2177	"M" Option N/A	
37 x 15 x 30	185	RPC3730BK250W	1965	RPC3730BK250G	1965	"M" Option N/A	
31 x 15 x 53	200	RPC3153BK250W	1998	RPC3153BK250G	1998	"M" Option N/A	
31 x 15 x 30	180	RPC3130BK250W	1866	RPC3130BK250G	1866	"M" Option N/A	

2 SELECT A FINISH

"W" Veneer	"G" HPL	"M" TFL	
WAC	-	-	Amber Cherry
WRC	-	-	Caramel Cherry
WIC	-	-	Crimson Cherry
WHC	-	-	Honey Cherry
WOC	-	-	KoKo Cherry
WSC	-	-	Scotch Cherry
WEW	-	-	Executive Walnut
WGW	-	-	Gunstock Walnut
WJW	-	-	Judicial Walnut
WNW	-	-	Natural Walnut
WEC	-	-	Ebony Cherry

3 SELECT AN EDGE



5 OPTIONS

INTERIOR CABINET LIGHTING

- LEDPK starter kit includes Infeed, 1 Puck Interior Light and the ability to daisy chain up to 6 total Puck Lights
- LEDPK: LED Puck Starter Kit - \$295
- PK: 1 LED Interior Light - \$125

OPEN PLAN


- OPB: "W" "G" Style - Modify Unit for Open Plan Application - \$395

SHELF

- GS14F: Replace Standard Shelves with Glass Shelves - \$85 per Shelf
- S714F: Heavy Duty Lumber 1" Shelves - \$75 per Shelf

4 SELECT HARDWARE

Hardware
Option Not
Available



RICHMOND PARK ASSEMBLED BOOKCASES

BOOKCASE W/ DOORS - CORNICE TOP AND BASE

STANDARD FEATURES

- .75" Thick veneer back w/ dowel joint
- 2.5" Cornice top
- Interior shelf depth 12"
- "W" styles - 30", 53" H units finished top, 74", 86" H units black painted top

for Open Plan use. Select OPB Option for Open Plan application

NOTES

- Adjustable shelves above doors
- Base Height 3.5"
- Unit has black back panel and is not designed

[CLICK HERE TO VIEW PRODUCT INDEX](#)

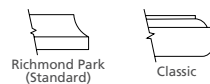
1 SELECT A STYLE

DIMENSIONS		STYLE NUMBER	LIST PRICE	STYLE NUMBER	LIST PRICE	STYLE NUMBER	LIST PRICE
W" x D" x H"	WGT	"W" Veneer	Veneer Top Veneer Chassis	"G" HPL	High Pressure Laminate Top Veneer Chassis	"M" TFL	Thermally Fused Laminate Top Thermally Fused Laminate Chassis
Cornice Top and Base							
37 x 16 x 86	205	RPC3786BK251W	2860	"G" Option N/A		"M" Option N/A	
37 x 16 x 74	185	RPC3774BK251W	2579	"G" Option N/A		"M" Option N/A	
31 x 16 x 86	200	RPC3186BK251W	2654	"G" Option N/A		"M" Option N/A	
31 x 16 x 74	180	RPC3174BK251W	2375	"G" Option N/A		"M" Option N/A	
Veneer Top and Base							
37 x 15 x 53	110	RPC3753BK251W	2394	"G" Option N/A		"M" Option N/A	
31 x 15 x 53	105	RPC3153BK251W	2198	"G" Option N/A		"M" Option N/A	

2 SELECT A FINISH

"W" Veneer	"G" HPL	"M" TFL
WAC	-	Amber Cherry
WRC	-	Caramel Cherry
WIC	-	Crimson Cherry
WHC	-	Honey Cherry
WOC	-	KoKo Cherry
WSC	-	Scotch Cherry
WEW	-	Executive Walnut
WGW	-	Gunstock Walnut
WJW	-	Judicial Walnut
WNW	-	Natural Walnut
WEC	-	Ebony Cherry

3 SELECT AN EDGE



5 OPTIONS

DOOR

- D9SC: Soft Close Door Hinges - \$15 per Door

INTERIOR CABINET LIGHTING

- LEDPK starter kit includes Infeed, 1 Puck Interior Light and the ability to daisy chain up to 6 total Puck Lights
- LEDPK: LED Puck Starter Kit - \$295
- PK: 1 LED Interior Light - \$125

OPEN PLAN

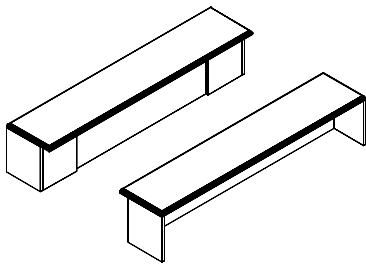
- OPB: "W" "G" Style - Modify Unit for Open Plan Application - \$395

SHELF

- GS14F: Replace Standard Shelves with Glass Shelves - \$85 per Shelf
- S714F: Heavy Duty Lumber 1" Shelves - \$75 per Shelf

4 SELECT HARDWARE





RICHMOND PARK SIT-ON TRANSACTION COUNTERS

FREESTANDING TRANSACTION COUNTER

STANDARD FEATURES

- 1.25" Veneer countertop w/ profile edge all sides
- 3" Front overhang
- Adhesive tape secures sit-on panels to surface

NOTES

- Designed For Use On Standard Work surface Components

[CLICK HERE TO VIEW PRODUCT INDEX](#)

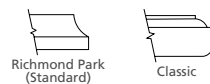
1 SELECT A STYLE

DIMENSIONS		STYLE NUMBER		LIST PRICE	STYLE NUMBER		LIST PRICE	STYLE NUMBER		LIST PRICE
W" x D" x H"	WGT	"W" Veneer	Veneer Top Veneer Chassis		"G" HPL	High Pressure Laminate Top Veneer Chassis		"M" TFL	Thermally Fused Laminate Top Thermally Fused Laminate Chassis	
72 x 15 x 15	75	RPC7215RP916W		1542	RPC7215RP916G		1542	"M" Option N/A		
66 x 15 x 15	70	RPC6615RP916W		1511	RPC6615RP916G		1511	"M" Option N/A		
60 x 15 x 15	65	RPC6015RP916W		1481	RPC6015RP916G		1481	"M" Option N/A		

2 SELECT A FINISH

"W" Veneer	"G" HPL	"M" TFL	
WAC	GAC	-	Amber Cherry
WRC	GRC	-	Caramel Cherry
WIC	GIC	-	Crimson Cherry
WHC	GHC	-	Honey Cherry
WOC	GOC	-	KoKo Cherry
WSC	-	-	Scotch Cherry
WEW	GEW	-	Executive Walnut
WGW	-	-	Gunstock Walnut
WJW	-	-	Judicial Walnut
WNW	GNW	-	Natural Walnut
WEC	-	-	Ebony Cherry

3 SELECT AN EDGE



5 OPTIONS

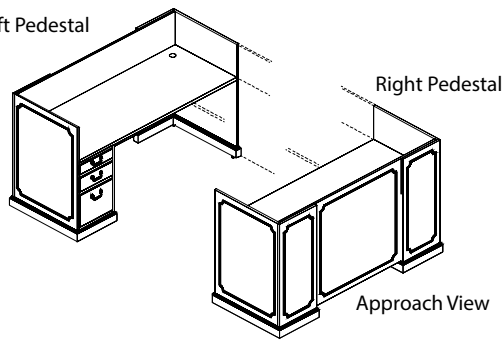
RECEPTION COUNTER FABRIC

- C157R: Reception Counter Fabric - 66" - 72" - \$275
- C154R: Reception Counter Fabric - 36" - 60" - \$195

4 SELECT HARDWARE

Hardware
Option Not
Available

Left Pedestal



SINGLE PEDESTAL - BOX/BOX/FILE

STANDARD FEATURES

- 2 Standard grommet w / wire channel - matches pull finish or specify black TM30, silver TM31 or antique brass TM33
- 2.5"H Full hardwood base w/ mitred corners
- Breakfront modesty design
- Full extension drawers - Full extension drawers
 - locking
- Molding
- Soft close suspension drawer(s)

NOTES

- Order Countertops Separately

[CLICK HERE TO VIEW PRODUCT INDEX](#)

1 SELECT A STYLE

DIMENSIONS		STYLE NUMBER		LIST PRICE	STYLE NUMBER		LIST PRICE	STYLE NUMBER		LIST PRICE
W" x D" x H"	WGT	"W" Veneer	Veneer Top Veneer Chassis		"G" HPL	High Pressure Laminate Top Veneer Chassis		"M" TFL	Thermally Fused Laminate Top Thermally Fused Laminate Chassis	
Left Pedestal										
84 x 30 x 42	395	RPC8442RP925W		5050	RPC8442RP925G		5050	"M" Option N/A		
72 x 30 x 42	350	RPC7242RP925W		4658	RPC7242RP925G		4658	"M" Option N/A		
66 x 30 x 42	320	RPC6642RP925W		4528	RPC6642RP925G		4528			
Right Pedestal										
84 x 30 x 42	395	RPC8442RP924W		5050	RPC8442RP924G		5050	"M" Option N/A		
72 x 30 x 42	350	RPC7242RP924W		4658	RPC7242RP924G		4658	"M" Option N/A		
66 x 30 x 42	320	RPC6642RP924W		4528	RPC6642RP924G		4528	"M" Option N/A		

2 SELECT A FINISH

"W" Veneer	"G" HPL	"M" TFL	
WAC	GAC	-	Amber Cherry
WRC	GRC	-	Caramel Cherry
WIC	GIC	-	Crimson Cherry
WHC	GHC	-	Honey Cherry
WOC	GOC	-	KoKo Cherry
WSC	-	-	Scotch Cherry
WEW	GEW	-	Executive Walnut
WGW	-	-	Gunstock Walnut
WJW	-	-	Judicial Walnut
WNW	GNW	-	Natural Walnut
WEC	-	-	Ebony Cherry

3 SELECT AN EDGE

Edge Profile
Option Not
Available

5 OPTIONS

ACCESSORIES

- K28: Articulating Keyboard w/ Mouse - \$280
- K30: Traditional Center Drawer - \$195

DRAWER

- P6: Modify Box/Box/File to File/File - \$50 per pedestal
- P33: Wood Drawer Upgrade - \$40 per drawer

MOLDING

- DSM1: Delete molding - Deduct \$95

GROMMETS (NON-STANDARD LOCATION)

Provide drawing w/ Grommet Location and Specify Color - \$90 ea.

- Black: TM30-NS
- Silver: TM31-NS
- Antique Brass: TM33-NS

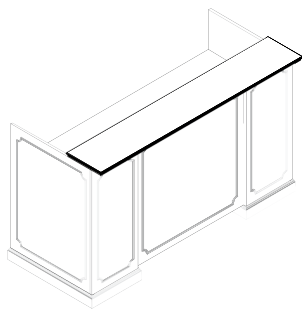
4 SELECT HARDWARE



PL-4 Antique Brass



PL-5 Antique Brass
PL-50 Brushed Pewter



RICHMOND PARK RECEPTION DESK COUNTERTOPS

12" RECTANGLE OVERHANG COUNTER

STANDARD FEATURES

- 3" Overhang
- Veneer countertop w/ profile edge all sides

[CLICK HERE TO VIEW PRODUCT INDEX](#)

1 SELECT A STYLE

DIMENSIONS		STYLE NUMBER		LIST PRICE	STYLE NUMBER		LIST PRICE	STYLE NUMBER		LIST PRICE
W" x D" x H" Counter Top	WGT	"W" Veneer	Veneer Top Veneer Chassis		"G" HPL	High Pressure Laminate Top Veneer Chassis		"M" TFL	Thermally Fused Laminate Top Thermally Fused Laminate Chassis	
84 x 12	40	RPC8412TC510W-RVC		976	RPC8412TC510G-RLC		976	"M" Option N/A		
72 x 12	35	RPC7212TC510W-RVC		845	RCP7212TC510G-RLC		845	"M" Option N/A		
66 x 12	30	RPC6612TC510W-RVC		815	RPC6612TC510G-RLC		815	"M" Option N/A		

2 SELECT A FINISH

"W" Veneer	"G" HPL	"M" TFL	
WAC	GAC	-	Amber Cherry
WRC	GRC	-	Caramel Cherry
WIC	GIC	-	Crimson Cherry
WHC	GHC	-	Honey Cherry
WOC	GOC	-	KoKo Cherry
WSC	-	-	Scotch Cherry
WEW	GEW	-	Executive Walnut
WGW	-	-	Gunstock Walnut
WJW	-	-	Judicial Walnut
WNW	GNW	-	Natural Walnut
WEC	-	-	Ebony Cherry

3 SELECT AN EDGE

Edge Profile
Option Not
Available

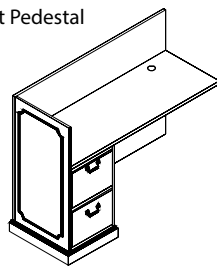
5 OPTIONS

No Options Available

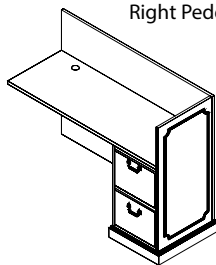
4 SELECT HARDWARE

Hardware
Option Not
Available

Left Pedestal



Right Pedestal



FILE / FILE

STANDARD FEATURES

- 1 Standard grommet w / wire channel - matches pull finish or specify black TM30, silver TM31 or antique brass TM33
- 2.5"H Full hardwood base w/ mitred corners
- Full extension drawers - Full extension drawers
- locking
- Molding
- Soft close suspension drawer(s)

[CLICK HERE TO VIEW PRODUCT INDEX](#)

1 SELECT A STYLE

DIMENSIONS		STYLE NUMBER		LIST PRICE	STYLE NUMBER		LIST PRICE	STYLE NUMBER		LIST PRICE
W" x D" x H"	WGT	"W" Veneer	Veneer Top Veneer Chassis		"G" HPL	High Pressure Laminate Top Veneer Chassis		"M" TFL	Thermally Fused Laminate Top Thermally Fused Laminate Chassis	
Left Pedestal										
60 x 24 x 42	155	RPC6042RP930W		3053	RPC6024RP930G		3053	"M" Option N/A		
54 x 24 x 42	145	RPC5442RP930W		3004	RPC5442RP930G		3004	"M" Option N/A		
48 x 24 x 42	140	RPC4842RP930W		2941	RPC4842RP930G		2941	"M" Option N/A		
42 x 24 x 42	135	RPC4242RP930W		2898	RPC4242RP930G		2898	"M" Option N/A		
Right Pedestal										
60 x 24 x 42	155	RPC6042RP931W		3053	RPC6024RP931G		3053	"M" Option N/A		
54 x 24 x 42	145	RPC5442RP931W		3004	RPC5442RP931G		3004	"M" Option N/A		
48 x 24 x 42	140	RPC4842RP931W		2941	RPC4842RP931G		2941	"M" Option N/A		
42 x 24 x 42	135	RPC4242RP931W		2898	RPC4242RP931G		2898	"M" Option N/A		

2 SELECT A FINISH

"W" Veneer	"G" HPL	"M" TFL	
WAC	GAC	-	Amber Cherry
WRC	GRC	-	Caramel Cherry
WIC	GIC	-	Crimson Cherry
WHC	GHC	-	Honey Cherry
WOC	GOC	-	KoKo Cherry
WSC	-	-	Scotch Cherry
WEW	GEW	-	Executive Walnut
WGW	-	-	Gunstock Walnut
WJW	-	-	Judicial Walnut
WNW	GNW	-	Natural Walnut
WEC	-	-	Ebony Cherry

3 SELECT AN EDGE



Flat 3 mm

5 OPTIONS

ACCESSORIES

- K28: Articulating Keyboard w/ Mouse - \$280

DRAWER

- P6: Modify File/File to Box/Box/File - \$50 per pedestal
- P33: Wood Drawer Upgrade - \$40 per drawer

MOLDING

- DSM2: Delete molding - Deduct \$50

GROMMETS (NON-STANDARD LOCATION)

Provide drawing w/ Grommet Location and Specify Color - \$90 ea.

- Black: TM30-NS
- Silver: TM31-NS
- Antique Brass: TM33-NS

4 SELECT HARDWARE



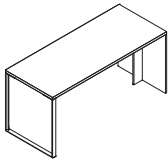
PL-4 Antique Brass



PL-5 Antique Brass
PL-50 Brushed Pewter

BASE MODIFICATIONS

RUNOFF SLEIGH BASE



STYLE NUMBER
24" Metal Sleigh Base
SSB24
30" Metal Sleigh Base
SSB30
36" Metal Sleigh Base
SSB36

LIST PRICE
450
475
495

SPECIFICATIONS
- Metal Sleigh base - standard in silver finish

Available: - Central, NOT SO square, Spaces

COMPUTER SUPPORT

DELUXE SINGLE MONITOR ARM W/ USB POST



STYLE NUMBER
MA1952

LIST PRICE
495

SPECIFICATIONS
- (4) 2.0 USB Ports
- Post Length: 22-1/2"H, Post Base Requires 80mm Dia. Hole
- Spring Assist - Full Movement Arm, Arm Extends Up To 13 - 3/8"
- Supports Screens Up To 24", Swivels 180 degrees - Mount Plate Tilts 85 degrees
- Arm: Die Cast Aluminum

Notes
- Surface Factory Bored / Ready To Install

Available: - All DARRAN Collections

COMPUTER SUPPORT

DELUXE DOUBLE MONITOR ARM W/ USB POST



STYLE NUMBER
MA2952

LIST PRICE
795

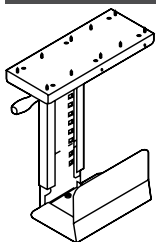
SPECIFICATIONS
- (4) 2.0 USB Ports
- Post Length: 22-1/2"H, Post Base Requires 80mm Dia. Hole
- Spring Assist - Full Movement Arm, Arm Extends Up To 13 - 3/8"
- Supports Screens Up To 24", Swivels 180 degrees - Mount Plate Tilts 85 degrees
- Arm: Die Cast Aluminum

Notes
- Surface Factory Bored / Ready To Install
- Can Accommodate Up To 4 Monitors By Ordering Extra Double Arms.
1 Extra Arm and 1 Double Clamp - Add\$305

Available: - All DARRAN Collections

COMPUTER SUPPORT

CPU RETRACTABLE CRADLE



STYLE NUMBER
K18

LIST PRICE
195

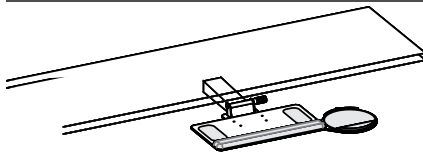
SPECIFICATIONS
- Black Metal CPU Carriage
- Full 360° swivel capability allows easy access to rear of CPU for cables / wires
- Track allows 8- 1/2" extension
- Width Adjustment 5-1/2" to 9-1/4"
- Height adjustment 14- 5/8" to 20- 1/2"
- Black epoxy finish

Notes
- Factory Installed

Available: - All DARRAN Collections

COMPUTER SUPPORT

ARTICULATING KEYBOARD TRAY



STYLE NUMBER

Factory Installed

K28

Field Installed

K28F

LIST PRICE

375

395

SPECIFICATIONS

- Adjusts effortlessly - A simple one-handed motion allows the keyboard to be repositioned instantly, without the use of locks or levers
- Encourages low-risk postures - Maximizes adjustability within a safe operating range.
- Will last a lifetime - Exceeds all applicable BIFMA Standards and comes with a lifetime guarantee.

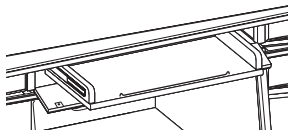
Notes

- Factory Installed (standard)
- FIELD INSTALL - \$395

Available: - All DARRAN Collections

COMPUTER SUPPORT

TRADITIONAL PULL-OUT DRAWER WITH KEYBOARD TRAY



STYLE NUMBER

K21

LIST PRICE

450

SPECIFICATIONS

- Traditional Pull-out Drawer w/Keyboard Tray

Available: - Jamestown

CONFERENCE DESK SUPPORT POST OPTIONS

WOOD DRUM



STYLE NUMBER

6" Diameter Drum

B6

LIST PRICE

395

SPECIFICATIONS

- Available in Walnut / Cherry / Maple
- Adjustable levelers
- Replaces standard metal round legs

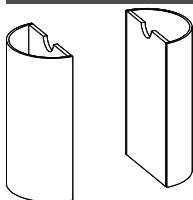
Notes

- Specify Finish

Available: - Central Park, NOT SO square

CONFERENCE DESK SUPPORT POST OPTIONS

WOOD HALF DRUM



STYLE NUMBER

8" Half Drum

HC08

16" Diameter Drum

HC16

LIST PRICE

695

895

SPECIFICATIONS

- Available in Walnut / Cherry / Maple
- Adjustable levelers

Notes

- Specify Finish

Available: - Central Park, NOT SO square, Richmond Park

CONFERENCE DESK SUPPORT POST OPTIONS

METAL OVAL "T" BASE



STYLE NUMBER

Silver

32MOTS

Black

32MOTB

LIST PRICE

595

595

SPECIFICATIONS

- 3" x 1" Aluminum square extrusion
- Leveler adjustment
- Oval Post

Available: - Silver or Black

DOOR MODIFICATIONS

SOFT CLOSE DOOR HINGE



STYLE NUMBER

D9SC

LIST PRICE

15 Per Door

SPECIFICATIONS

- Snap onto standard door hinge
- Requires (1) per door
- Max door height 43"
- Factory installed where specified
- Individually shipped for field installation

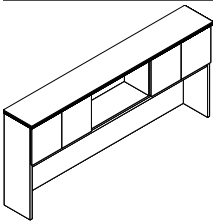
Notes

- Specify Each Item To Have Slow Close Feature

Available: - All DARRAN Collections

DOOR MODIFICATIONS

DELETE DOORS



STYLE NUMBER

D6

LIST PRICE

N/C

SPECIFICATIONS

- Standard Door overheads and cabinets can have door deleted for open access. Modification of hinge rails and structural components are made face ready.

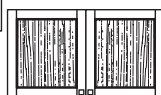
Available: - All DARRAN Collections

DOOR MODIFICATIONS

REPLACE GLASS DOOR WITH VENEER DOOR



Beveled Glass Door



Solid Hardwood Frame Door w/ Veneer Insert - Only Available on "W" Styles

STYLE NUMBER

DWI2

LIST PRICE

N/C

SPECIFICATIONS

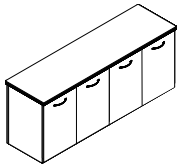
- Replace glass door insert with veneer insert

Notes

- Not Available on "M" skus

Available: - Capitol Park, Jamestown, Prado

DOOR MODIFICATIONS **DELETE DOORS/REPLACE BLACK LAMINATE SHELF W/ FINISHED SHELF**



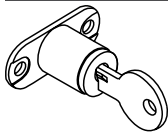
STYLE NUMBER
D6A

LIST PRICE
N/C

SPECIFICATIONS
- Delete doors and replace black laminate shelf with finished shelf

Available: - All Storage Credenzas ("W"/"G" Styles)

DOOR MODIFICATIONS **PANEL DOOR LOCK**



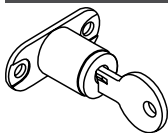
STYLE NUMBER
D2

LIST PRICE
95 Per Door Set

SPECIFICATIONS
- Door Locks - 1 Door w/ Lock, Other Door w/ Catch Latch
- Contact Customer Service regarding limited lock locations and keying.

Available: - Panel Doors and Wood Frame Doors

DOOR MODIFICATIONS **GLASS DOOR LOCK**



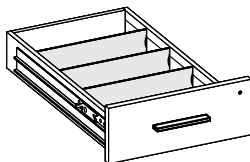
STYLE NUMBER
D2-G

LIST PRICE
195 Per Door Set

SPECIFICATIONS
- Door Locks - 1 Door w/ Lock, Other Door w/ Catch Latch
- Contact Customer Service regarding limited lock locations and keying.

Available: - Glass Doors

DOOR MODIFICATIONS **BOX DRAWER ACCESSORIES**



STYLE NUMBER
Wood Drawer Dividers w/ Clips
K-DIV
Single Tray - Utility Tray
K-Sut

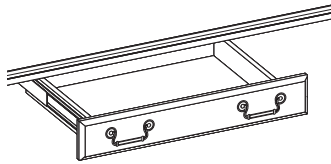
LIST PRICE
SET OF 3 - 30
30 each

SPECIFICATIONS
- K-DIV Extra Wood Drawer Dividers with Clips, Top Box drawers standard with 1 divider
- K-SUT Single Tray - Utility Tray, Specify Legal or Letter drawer width

Available: - All DARRAN Collections

DRAWER OPTIONS

TRADITIONAL CENTER DRAWER



STYLE NUMBER
K17

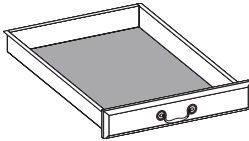
LIST PRICE
225

SPECIFICATIONS
- Standard on desks in Jamestown Collection. Optional center drawers available for bullet conference desk, kneespace credenzas and corner units. 3 ply hardwood drawer / dowel construction profile shaped drawer front. Specify pull choice.

Available: - Jamestown

DRAWER OPTIONS

BLACK DURA-LEATHER DRAWER BOTTOM COVERS



STYLE NUMBER
P2

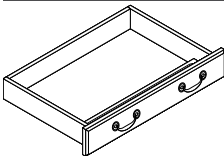
LIST PRICE
75

SPECIFICATIONS
- Center drawer and Box/Tray drawers are covered in Black Dura-leather that adds a prestigious touch.

Available: - Jamestown

DRAWER OPTIONS

FINISHED TRADITIONAL CENTER DRAWER



STYLE NUMBER
K30

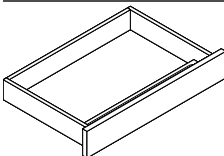
LIST PRICE
195

SPECIFICATIONS
- Veneer drawer front finished to match unit veneer. Edges are scalloped to match standard drawers.
- Standard with matching wood grain pencil tray
- Pulls selected to match unit installed

Available: - Richmond Park

DRAWER OPTIONS

FINISHED CENTER DRAWER

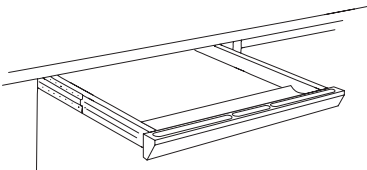


STYLE NUMBER
K31

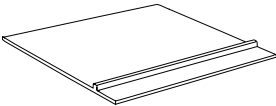
LIST PRICE
195

SPECIFICATIONS
- Veneer drawer front finished to match unit W or G style veneer.
- Ball bearing smooth operation
- Drawer has lifetime guarantee
- Standard with matching wood grain pencil tray
- Laminate drawer front to match laminate unit (M style)

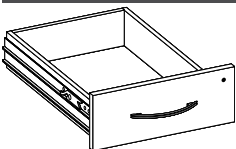
Available: - Central Park, NOT SO square

DRAWER OPTIONS		PRADO/SPACES CENTER DRAWER - VENEER BOTTOM	
	STYLE NUMBER	LIST PRICE	SPECIFICATIONS
	<i>Factory Installed</i>		- Solid hardwood front beveled and rounded with recessed pencil tray.
	K1	275	
	<i>Field Installed</i>		
	K1BVF	275	

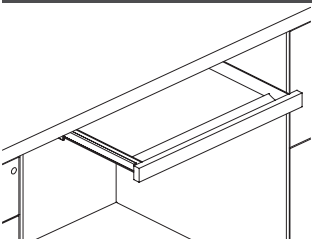
Available: - Prado, Spaces

DRAWER OPTIONS		FELT BOTTOM CENTER DRAWER INSERT LINER	
	STYLE NUMBER	LIST PRICE	SPECIFICATIONS
	K3	95	- Inserts into center drawer and features divider for open pen and pencil storage. Removable for easy cleaning. - Adds a luxurious touch to center drawers. - Color: Dark Brown Coal

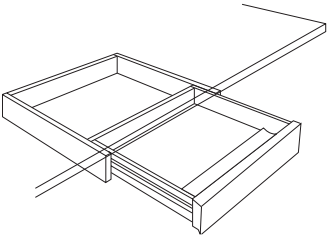
Available: - All DARRAN Collections

DRAWER OPTIONS		WOOD DRAWER UPGRADE	
	STYLE NUMBER	LIST PRICE	SPECIFICATIONS
	P33	40 Per Drawer	- Dowel joint construction - Hardwood veneer multi-ply drawer - UV finish - 1/4" Wood veneer bottoms - File drawer bottoms are five block reinforced for heavy weight capacity - Lifetime guaranteed

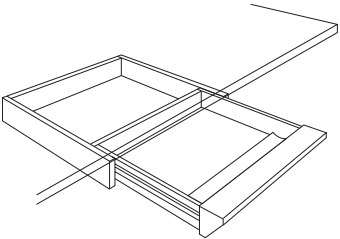
Available: - Central Park, Capitol Park, NOT SO square, Richmond Park

DRAWER OPTIONS		CENTER DRAWER	
	STYLE NUMBER	LIST PRICE	SPECIFICATIONS
	<i>Factory Installed</i>		- Center Drawer - Factory Installed, Center Drawer - Field Installed
	K1R	275	
	<i>Field Installed</i>		
	K1RF	275	


Available: - Rift

DRAWER OPTIONS		CENTER DRAWER WITH SKIRT	
	STYLE NUMBER	LIST PRICE	SPECIFICATIONS
	<i>Factory Installed</i>		- Center Drawer - Factory Installed, Center Drawer - Field Installed
	K2R	375	
	<i>Field Installed</i>		
	K2RF	375	

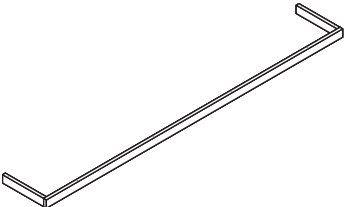
Available: - Rift

DRAWER OPTIONS		BEVELED FRONT CENTER DRAWER WITH SKIRT - FINISHED	
	STYLE NUMBER	LIST PRICE	SPECIFICATIONS
	<i>Factory Installed</i>		- Center Drawer with Skirt - Factory Installed, For use on Conference Desks, P Tops, Elliptical Tops, Bullets, and Desk Shells. Solid hardwood skirt conceals drawer suspensions on sides and approach. Solid wood drawer front and skirt finished to match unit Veneer and color. Ball bearing for smooth operation. Utility tray standard. Drawer has lifetime guarantee.
	K2	375	
	<i>Field Installed</i>		
	K2-F	375	- K2-F Center Drawer with Skirt - Field Installed

Available: - Conference Desks

LIGHTING		LT-LED TASK LIGHT	
	STYLE NUMBER	LIST PRICE	SPECIFICATIONS
	LT-LED24	90	- Anodized aluminum finish
	LT-LED48	165	- Tilting beam allows adjustability
	LT-LED60	180	- Switch with dimming control
	LC22	20	- 50,000 hour life
			- 12V power drive standard with each task light 30 watt max
			Notes
			- LC22: 20" LT-LED Task light linking cable

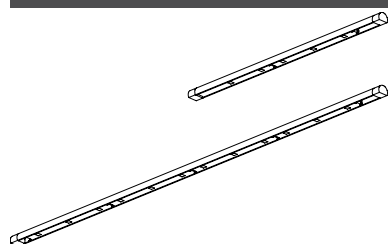
Available: - All DARRAN Collections

LIGHTING		DELETE TASK LIGHT CONCEALMENT APRON RAIL	
	STYLE NUMBER	LIST PRICE	SPECIFICATIONS
	WAR-D	Deduct 125	- Delete Tasklight Concealment apron rail when a task light is not used on a wall hung unit

Available: - Wall Hung Units

LIGHTING

SLIM LINE ALUMINUM LED TASK LIGHT



STYLE NUMBER

LED24
LED48
LED60
DPC

LIST PRICE

315
445
555
Deduct 85 per task light

SPECIFICATIONS

- Anodized aluminum finish
- Tilting beam allows adjustability
- Switch with dimming control
- 50,000 hour life
- 12V power drive standard with each task light 30 watt max

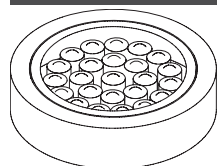
Notes

- Link multiple tasklights up to 30W of power wattage. Deletes 1 power drive

Available: - Rift and Spaces

LIGHTING

LED INTERIOR CABINET PUCK LIGHT



STYLE NUMBER

LEDPK
PK

LIST PRICE

295
125

SPECIFICATIONS

- (1) LED Puck Light with 30W power drive and switch
- Recessed fixture
- 12V linking cord 98"L
- Silver finish
- 50,000 hour life
- 2 watt per light

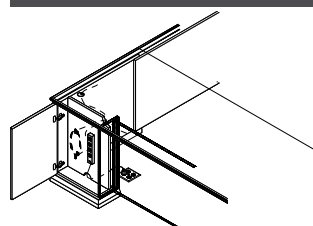
Notes

- Power drive included, Light only

Available: - Overhead/Tower Units with glass doors or no doors

PEDESTAL MODIFICATIONS

BREAKFRONT PEDESTAL WITH WIRE MANAGEMENT CAVITY DOOR



STYLE NUMBER

PC10

LIST PRICE

95

SPECIFICATIONS

- Hinged pedestal front door offers easy access for wire management
- Wire hooks provide wire coil storage
- Wire access openings allow access to floor, cabinets interior and kneespace
- Cabinet interior is black finish
- Top grommet is positioned over cavity for access ease
- (Power Strip Optional)

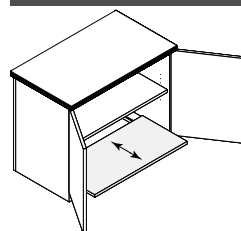
Notes

- Not Available In Richmond Park
- Breakfront Chassis Only

Available: - All DARRAN Collections (N/A on Jamestown and Rift)

PEDESTAL MODIFICATIONS

BLACK LAMINATE PULLOUT BOTTOM SHELF



STYLE NUMBER

PPOS

LIST PRICE

214

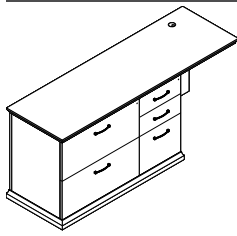
SPECIFICATIONS

- Black Laminate pullout shelf on suspension
- Black grommet
- Adjustable Shelf

Available: - All DARRAN Collections

PEDESTAL MODIFICATIONS

ADD VENEER KNEESPACE CABINETS - BASE



Available: - Capitol Park, Jamestown, Prado, Richmond Park

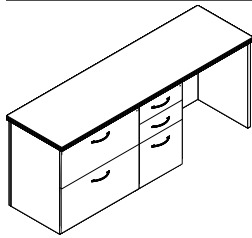
STYLE NUMBER	LIST PRICE
Add Box/Box/File or File/File	
P40B	985
Add Lateral File 29" W	
P41B	1205
Add Multi-File - 31"W	
P42B	1205
Add Storage With Doors 29"W	
P43B	1095
Add CPU /Printer Cabinet - Open	
P44B	1095

SPECIFICATIONS
- Multi-file specify Box/Box Left or Right

Notes
- Add additional Standard Cabinets To Kneespace Area.

PEDESTAL MODIFICATIONS

ADD VENEER KNEESPACE CABINETS - NO BASE



Available: - Central Park, NOT SO square

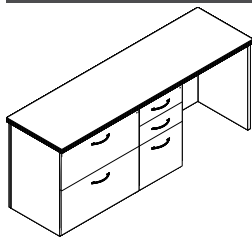
STYLE NUMBER	LIST PRICE
Add Box/Box/File or File/File	
P40W	875
Add Lateral File 29" W	
P41W	985
Add Multi-File - 31"W	
P42W	1095
Add Storage With Doors 29"W	
P43W	985
Add CPU /Printer Cabinet - Open	
P44W	985

SPECIFICATIONS
- Multi-file specify Box/Box Left or Right

Notes
- Add additional Standard Cabinets To Kneespace Area.

PEDESTAL MODIFICATIONS

ADD TFL KNEESPACE CABINETS - NO BASE



Available: - Central, NOT SO square (TFL products)

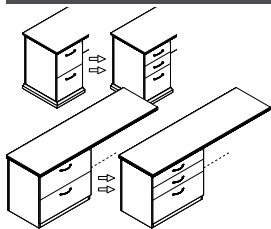
STYLE NUMBER	LIST PRICE
Add Box/Box/File or File/File	
P40M	688
Add Lateral File 29" W	
P41M	853
Add Multi-File - 31"W	
P42M	963
Add Storage With Doors 29"W	
P43M	765
Add CPU /Printer Cabinet - Open	
P44M	875

SPECIFICATIONS
- Multi-file specify Box/Box Left or Right

Notes
- Add additional Standard Cabinets To Kneespace Area.

PEDESTAL MODIFICATIONS

MODIFY FILE/FILE TO BOX/BOX/FILE



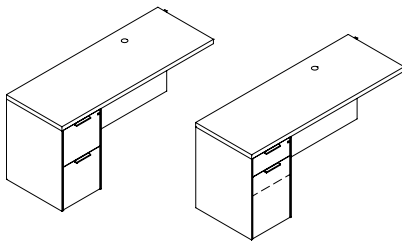
Available: - All DARRAN Collections

STYLE NUMBER	LIST PRICE
File/File to Box/Box/File	
P6	50 per pedestal
Box/Box/File to File/File	
P6	50 per pedestal
Lateral File to 2 Box Drawers	
P8	95 per pedestal

SPECIFICATIONS
- Modify File/File To Box/Box/File - Any Unit

PEDESTAL MODIFICATIONS

MODIFY FILE/FILE TO BOX/HIDDEN BOX/FILE



STYLE NUMBER

File/File to Box/Box/File

P6H

Lateral File to 2 Box Drawers

P8

LIST PRICE

95 per pedestal

95

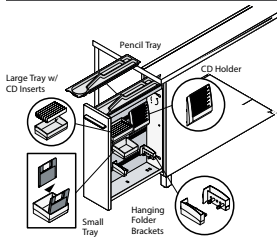
SPECIFICATIONS

- Modify File/File To Box/Hidden Box/File - Any Unit

Available: - Rift

PEDESTAL MODIFICATIONS

WORKSTATION DESK ORGANIZER TOWER PEDESTAL



STYLE NUMBER

P-20A

LIST PRICE

995

SPECIFICATIONS

- Organizer Tower pedestal is added to hookup end of workstation desk. Organizer drawer pulls out under kneespace of bridges and returns.

- Accessories include: Pencil Tray, Large Tray w/ CD Inserts, Small Tray, CD Holder, Hanging Folder Brackets

Notes

- Cannot be used when keyboards are present on Bridges and Returns

Available: - All Freestanding Hook Up Desks

POWER / DATA

COVE



STYLE NUMBER

Rectangle Power Unit

PD-Cove

Cove Linking System Starter Kit

COV-DCH

Plug Starter

COV-DCP

Linking Power

COV-DCL

LIST PRICE

550

710

765

575

SPECIFICATIONS

- 2 Power, 2 USB

- Hardwire Starter, Hardwire Infeed and 1 Unit

- Plug Starter, Plug Infeed and 1 Unit

- Linking Power, 1 Unit and 72" Jumper

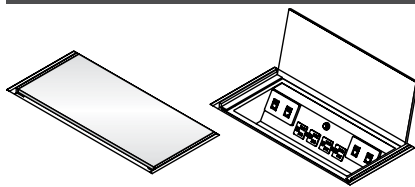
Notes

- Standard Location Top Right

Available: - All DARRAN Collections

POWER / DATA

FLUSH DATA BAY ANODIZED ALUMINUM DOOR



STYLE NUMBER

PDFAA

RJ-11 Connector

RJ11

RJ - 45 Connector

RJ45

Add wood veneer door

LIST PRICE

1195

35 ea

35 ea

250

SPECIFICATIONS

- SIZE: 13- 3/4" L x 6- 3/8" W

- (4) 15 AMP receptacles

- Available cord or hardware.

- (2) Openings for telecom plates (2 total)

- Available Factory installed voice/data connectors up to (2) per teleplate. (2) Telecom plates total

- Specify 1 or 2 Connectors per Telecom Plate:

- Available on: Top Surface

Notes

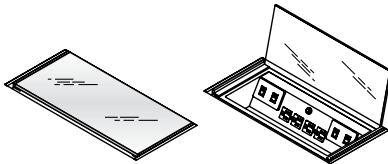
- Specify Cord or Hardwire

- Specify Connector


- Undertop wire mgmt base / trough or channel

- Surface Location


Available: - Top Surfaces

POWER / DATA		FLUSH DATA BAY - FROSTED GLASS DOOR	
	STYLE NUMBER	LIST PRICE	SPECIFICATIONS
	PDFAF	1095	- SIZE: 13- 3/4" L x 6-3/8" W
	RJ-11 Connector		- (4) 15 AMP receptacles
	RJ11	35 ea	- Available cord or hardwire.
	RJ - 45 Connector		- (2) Openings for telecom plates (2 total)
	RJ45	35 ea	- Available Factory installed voice/data connectors up to (2) per teleplate. (2) Telecom plates total
			- Specify 1 or 2 Connectors per Telecom Plate:
			- Available on: Top Surface
Notes - Specify Cord or Hardwire - Specify Connector - Undertop wire mgmt base / trough or channel - Surface Location			


Available: - Top Surfaces

POWER / DATA		MULTI-DOCKING STATION	
	STYLE NUMBER	LIST PRICE	SPECIFICATIONS
	PD310	195	- Central location dock to plug and download files directly to your computer from iphones, MP3 players and digital cameras.
			- (3) USB 2.0 Ports - Type A
			- (2) Card reader for SD / SDHC / MMC, MS Pro / Duo slots
			- (2) External jacks 3.5mm headphone & microphone
			- 100 - 240V AC/DC 2A adapter
			- 6' Digital cable
			- 3- 1/2" Diameter
			- Black finish
Notes - Factory Installed			

Available: - All DARRAN Collections

POWER / DATA		POWER/DATA CENTER	
	STYLE NUMBER	LIST PRICE	SPECIFICATIONS
	UDT2/VD-SM	350	- 6.5" Power/Data Center
			- 2 Power Receptacles
			- Telecom Plate Cutout
			- 72" power cord
Notes - Connectors sold separately			

Available: - Vertical applications and apron rails

POWER / DATA		POWER SUPPLY CORDSET	
	STYLE NUMBER	LIST PRICE	SPECIFICATIONS
	PD717	95	- SIZE: 10.75" L x 2.0" W x 1.06" H
			- (5) Outlets w/ 10' cord
			- Surge suppression (720 Joules)
			- 15 Amp breaker
			- Available on: Vertical Panels, Cabinet Interiors, and under tops

Available: - All DARRAN Collections

POWER / DATA

TELECOM PLATE - HDMI



STYLE NUMBER
HDMI

LIST PRICE
155

SPECIFICATIONS
- 1 HDMI w/ 36" patchcord

Available: - All DARRAN Collections

POWER / DATA

TELECOM PLATE - HDMI/DVI



STYLE NUMBER
HDMI/DVI

LIST PRICE
325

SPECIFICATIONS
- 1 HDMI w/ 36" patchcord
- DVI Inline F/F

Available: - All DARRAN Collections

POWER / DATA

TELECOM PLATE - HDMI/USB



STYLE NUMBER
HDMI/USB

LIST PRICE
205

SPECIFICATIONS
- 1 HDMI w/ 36" patchcord
- USB Type A/A w/ 72" patchcord

Available: - All DARRAN Collections

POWER / DATA

TELECOM PLATE - HDMI/VGA



STYLE NUMBER
HDMI/VGA

LIST PRICE
240

SPECIFICATIONS
- 1 HDMI w/ 36" patchcord
- 15 pin VGA w/ 60" patchcord

Available: - All DARRAN Collections

POWER / DATA

TELECOM PLATE - USB/USB



STYLE NUMBER

USB/USB

LIST PRICE

140

SPECIFICATIONS

- 2 USB(s) A/A w/ 72" patchcord

Available: - All DARRAN Collections

POWER / DATA

TELECOM PLATE - VGA/MINI STEREO



STYLE NUMBER

VGA/Mini Stereo

LIST PRICE

155

SPECIFICATIONS

- 15 Pin VGA w/ 60" patchcord
- 3.5 audio jack

Available: - All DARRAN Collections

POWER / DATA

TELECOM PLATE - VGA/USB



STYLE NUMBER

VGA/USB

LIST PRICE

175

SPECIFICATIONS

- 15 pin VGA w/ 60" patchcord
- USB Type A/A w/ 72" patchcord

Available: - All DARRAN Collections

POWER / DATA

VILLA



STYLE NUMBER

VIL-C

RJ - 45 Connector

RJ45

LIST PRICE

515

35 ea

SPECIFICATIONS

- Available in Black or Silver
- Flush lift lid with wire management brush
- 72" power cord
- Standard with (2) power receptacles
- (2) USB charging ports
- (2) Kos for RJ45 data ports

Available: - Top Surfaces

PRODUCT MODIFICATIONS		MODIFY WIDTH - OPEN KNEESPACE	
STYLE NUMBER	LIST PRICE	SPECIFICATIONS	
MOD-1	125	- Modify width down on any unit with an open kneespace: desk, workstation credenza, bridge, return	

Available: - All DARRAN Collections

PRODUCT MODIFICATIONS		MODIFY WIDTH - OPEN/CLOSED STORAGE	
STYLE NUMBER	LIST PRICE	SPECIFICATIONS	
MOD-2	250	- Modify width down on any unit with open or closed storage section: overheads, wall hung units, storage credenzas, towers	

Available: - All DARRAN Collections

PRODUCT MODIFICATIONS		MODIFY WIDTH - OUTSIDE OF MOD-1, MOD-2	
STYLE NUMBER	LIST PRICE	SPECIFICATIONS	
MOD-3	Contact Factory for Pricing	- Width modification outside of MOD-1 & MOD-2	

Available: - All DARRAN Collections

PRODUCT MODIFICATIONS		MODIFY WIDTH - TACKBOARD, SLAT WALL, VENEER PANEL, OR A GLASSBOARD	
STYLE NUMBER	LIST PRICE	SPECIFICATIONS	
MOD-4	50	- Modify width down on tackboard, slat wall, veneer panel, or a overhead glassboard	

Available: - All DARRAN Collections

PRODUCT MODIFICATIONS		MODIFY DEPTH - DECREASE DEPTH	
	STYLE NUMBER	LIST PRICE	SPECIFICATIONS
	MOD-5	125	- Modify depth down (minimum depth for a unit with drawers is 21"D)
			Notes - Ex. 24" to 21", 30" to 24", and 36" to 30"

Available: - All DARRAN Collections

PRODUCT MODIFICATIONS		MODIFY DEPTH - INCREASE DEPTH	
	STYLE NUMBER	LIST PRICE	SPECIFICATIONS
	MOD-6	Add 10%	- Increase depth
			Notes - Ex. 24" to 30", 30" to 36", and 36" to 42"

Available: - All DARRAN Collections. Excludes Rift.

PRODUCT MODIFICATIONS		MODIFY HEIGHT	
	STYLE NUMBER	LIST PRICE	SPECIFICATIONS
	MOD-7	Contact Factory for Pricing	- Modify height of a unit

Available: - All DARRAN Collections

PRODUCT MODIFICATIONS		MODIFY CONFERENCE TABLE LENGTH AND WIDTH - 1 PIECE TOP	
	STYLE NUMBER	LIST PRICE	SPECIFICATIONS
	MOD-8	125	- Modify length/width down on a 1 piece table top

Available: - All DARRAN Collections

PRODUCT MODIFICATIONS

MODIFY CONFERENCE TABLE LENGTH AND WIDTH - 2/3 PIECE TOP

STYLE NUMBER
MOD-9

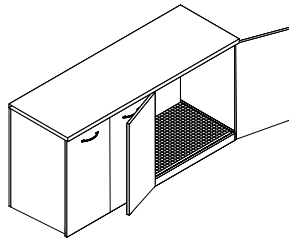
LIST PRICE
250

SPECIFICATIONS
- Modify length/width down on a 2 or 3 piece table top

Available: - All DARRAN Collections

REFRIGERATOR MODIFICATION

REFRIGERATOR CABINET MODIFICATION



STYLE NUMBER
REF01

LIST PRICE
195

SPECIFICATIONS
- Open back
- Moisture sponge mat
- Contaminate ledge
- Contact customer service for maximum refrigerator size.

Available: - Storage Credenzas

SHAPED TOPS

OVERHEAD/WALL HUNG SHAPED TOP

STYLE NUMBER
99"W - 105"W
TOH-1
58"W - 93"W
TOH-2
29"W - 47"W
TOH-3

LIST PRICE
405
315
203

SPECIFICATIONS
- Shaped tops for overheads and wall hungs

Available: - Central Park

SHAPED TOPS

BOOKCASE SHAPED TOP

STYLE NUMBER
29"W - 35"W
TOH-4

LIST PRICE
203

SPECIFICATIONS
- Shaped tops for bookcases

Available: - Central Park

SHAPED TOPS

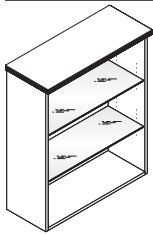
TOWER SHAPED TOP

STYLE NUMBER	LIST PRICE	SPECIFICATIONS
16" Single Width Tower		- Shaped tops for towers
TOH-5	158	
29"W - 46"W Tower		
TOH-6	203	

Available: - Central Park

SHELF MODIFICATIONS

GLASS SHELVES - TEMPERED FULL WIDTH 26" - 35"

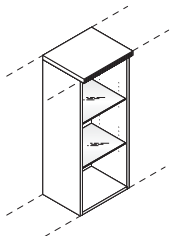


STYLE NUMBER	LIST PRICE	SPECIFICATIONS
26"W - 35"W x 14"D Shelf		- Glass Shelves Replace Wood Shelf In Open Or Glass Door Cabinet. Also Order Interior Cabinet Lighting.
GS14F	85	

Available: - All DARRAN Collections

SHELF MODIFICATIONS

TEMPERED GLASS SHELVES FOR HALF CABINET 17- 1/2" WIDTHS

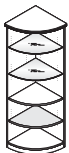


STYLE NUMBER	LIST PRICE	SPECIFICATIONS
14-1/2"W - 17- 1/2"W x 14"D Shelf		- Glass Shelves Replace Wood Shelf In Open Or Glass Door Cabinet. Also Order Interior Cabinet Lighting.
GS14H	65 ea	
Notes		
- Replace only adjustable shelves between cabinet light and fixed lower wood shelf.		

Available: - All DARRAN Collections

SHELF MODIFICATIONS

CURVED CORNER GLASS SHELF

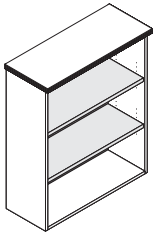


STYLE NUMBER	LIST PRICE	SPECIFICATIONS
GS14CC	85 ea	- Curved shelves feature glass retainer clips to prevent tipping
Notes		
- Replace only adjustable shelves between cabinet light and fixed lower wood shelf.		

Available: - All DARRAN Collections

SHELF MODIFICATIONS

HEAVY DUTY SOLID WOOD BOOKCASE REPLACEMENT SHELVES



STYLE NUMBER

1" Wood Shelf 14" Deep

S714F

1" Wood Shelf 24" Deep

S714FX

LIST PRICE

75 ea

150 each

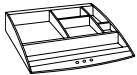
SPECIFICATIONS

- 1" Solid Lumber Core Shelves Replace Standard 3/4" Plywood Adjustable And Fixed Shelves

Available: - All DARRAN Collections

SLAT WALL ACCESSORIES

SLAT WALL ACCESSORY TRAY



STYLE NUMBER

SWA9

LIST PRICE

45

SPECIFICATIONS

- Specify Black Or Matte Silver

Available: - All DARRAN Collections

SLAT WALL ACCESSORIES

SLAT WALL CD HOLDER



STYLE NUMBER

SWA5

LIST PRICE

25

SPECIFICATIONS

- Specify Black Or Matte Silver

Available: - All DARRAN Collections

SLAT WALL ACCESSORIES

SLAT WALL FOLDER TRAY



STYLE NUMBER

SWA7

LIST PRICE


45

SPECIFICATIONS

- Specify Black Or Matte Silver

Available: - All DARRAN Collections

SLAT WALL ACCESSORIES	SLAT WALL PAPER TRAY		
-----------------------	----------------------	--	--



STYLE NUMBER
SWA2

LIST PRICE
35

SPECIFICATIONS
- Specify Black Or Matte Silver

Available: - All DARRAN Collections

SLAT WALL ACCESSORIES	SLAT WALL PENCIL HOLDER		
-----------------------	-------------------------	--	--



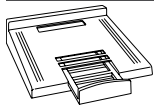
STYLE NUMBER
SWA4

LIST PRICE
25

SPECIFICATIONS
- Specify Black Or Matte Silver

Available: - All DARRAN Collections

SLAT WALL ACCESSORIES	SLAT WALL PHONE HOLDER		
-----------------------	------------------------	--	--



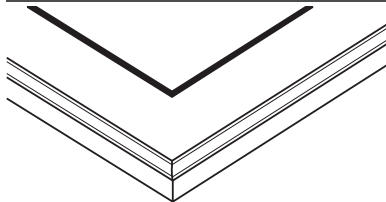
STYLE NUMBER
SWA3

LIST PRICE
35

SPECIFICATIONS
- Specify Black Or Matte Silver

Available: - All DARRAN Collections

SPECIALTY VENEER ACCENTS	BLACK EBONY WOOD INLAY IN ONE PIECE CONFERENCE TOP		
--------------------------	----------------------------------------------------	--	--



STYLE NUMBER
One Piece Conference Top
T30
Two Piece Conference Top
T31

LIST PRICE

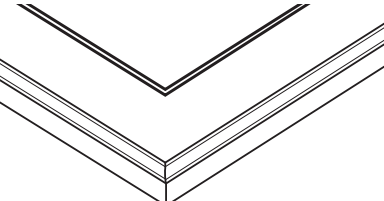
735

1480

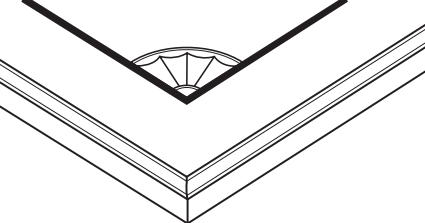
SPECIFICATIONS
- Standard veneer top is routed for Ebony wood inlay 1/8" x 3/16" width line. Inlay wood is miter jointed in the corners, hand fitted, glued and sanded flush with top veneer. Inlay forms a 3" border to top edge

Notes
- Hand fitted miter corner Black Ebony wood inlay installed in standard wood veneer tops


Available: - Conferencing Tops

SPECIALTY VENEER ACCENTS		BLACK/WHITE/BLACK WOOD INLAY	
	STYLE NUMBER	LIST PRICE	SPECIFICATIONS
	<i>One Piece Top</i>		- Standard veneer top is routed for wood inlay 1/8" x 3/16" width line. Each color is 1/16" wide. White inlay line is finished over providing a subtle contrast to line detail
	T30BWB	950	
	<i>Two Piece Top</i>		Notes
	T31BWB	1795	- Hand fitted miter corner ebony-maple-ebony wood inlay installed in standard veneer top - The center white line can be masked off preventing color stains from penetrating. Final top coats are applied over the white line.

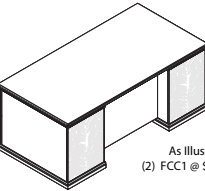
Available: - Conferencing Tops

SPECIALTY VENEER ACCENTS		BLACK EBONY WOOD INLAY W/ WOOD FAN DETAIL - 1 PIECE CONFERENCE TABLE TOP	
	STYLE NUMBER	LIST PRICE	SPECIFICATIONS
	<i>One Piece Top</i>		- Standard veneer top is routed for wood inlay 1/8" x 3/16" width line. With each 90 degree corner routed for Quarter circle fan inlays. Inlay fans combined with solid black inlay preserves an old traditional appearance. Fans are handcrafted from teakwood, rosewood, mahogany, and other exotic woods. Each piece of veneer is shaded by burning and is hand fitted to a perfect fan shape - truly and old world craft
	T51	1160	- Conference tables: 4 fans, one in each corner per top section
	<i>Two Piece Top</i>		Notes
	T52	2110	- Hand fitted miter corner wood inlay and fan installed in standard veneer top - Only available on square/ rectangle tops

Available: - Conferencing Tops

SPECIALTY VENEER ACCENTS		CROTCH MAHOGANY INFELD WITH MITERED BORDER	
	STYLE NUMBER	LIST PRICE	SPECIFICATIONS
	TCB-1 - 84 x 36/42	1895	- Center balanced butt and book matched crotch mahogany
	TCB-2 - 72 x 36/42	1795	- 35 sheen non-rubbed finish ensures maximum durability
	TCB-3 - 72 x 30/36	1695	

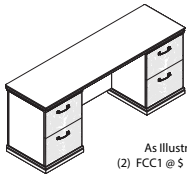
Available: - Jamestown, Prado

SPECIALTY VENEER ACCENTS		CROTCH MAHOGANY DESK PEDESTAL FRONTS	
 <p>As Illustrated: (2) FCC1 @ \$ 195 = \$390</p> <p>Desk Approach Pedestal Fronts</p>	STYLE NUMBER	LIST PRICE	SPECIFICATIONS
	FCC1	195 per pedestal	- Center balanced butt and book matched crotch mahogany
			- 35 sheen non-rubbed finish ensures maximum durability

Available: - Jamestown, Prado (Not available on desks that hook-up to other units)

SPECIALTY VENEER ACCENTS

CROTCH MAHOGANY DRAWER FRONTS



As Illustrated:
(2) FCC1 @ \$ 195 = \$390

Box/Box/File or File/File
Drawer Fronts

STYLE NUMBER

FCC1

LIST PRICE

195 per pedestal

SPECIFICATIONS

- Center balanced butt and book matched crotch mahogany
- 35 sheen non-rubbed finish ensures maximum durability

Available: - Jamestown, Prado (Not available on desks that hook-up to other units)

SPECIALTY VENEER ACCENTS

CROTCH MAHOGANY DOUBLE WIDTH PANEL FRONTS



All Three Illustrations Represent:
(1) FCC2 @ \$ 395

30-32-36 Width
FCC-2 \$ 395 per Panel Set

STYLE NUMBER

FCC2

LIST PRICE

395 per Panel Set

SPECIFICATIONS

- Center balanced butt and book matched crotch mahogany
- 35 sheen non-rubbed finish ensures maximum durability

Available: - Jamestown, Prado

SPECIALTY VENEER ACCENTS

CROTCH MAHOGANY DOUBLE WIDTH/ DOUBLE HEIGHT FRONTS



Both Illustrations Represent:
(1) FCC3 @ \$ 895 - Panel Set

52" Center Balance Butt
& Bookmatch

30-36 Width
FCC-3 \$ 895 per Panel Set

STYLE NUMBER

FCC3

LIST PRICE

895 per Panel Set

SPECIFICATIONS

- Center balanced butt and book matched crotch mahogany
- 35 sheen non-rubbed finish ensures maximum durability

Available: - Jamestown, Prado

SPECIALTY VENEER ACCENTS

RECTANGLE INLAY - RECESSES DURA-LEATHER WRITING SURFACE



RECTANGLE INLAY

STYLE NUMBER

RL-29A

LIST PRICE

895

SPECIFICATIONS

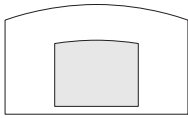
- Recessed inlay desk pads are covered with Alomost Leather from Paul Brayton Designs.
- DARRAN will gladly custom quote other inlay materials ie: solid surfaces, biocomposites, metallic laminates, or genuine leather to match seating

Notes

- Only available 84 x 36, 72 x 36, and 66 x 30

Available: - Prado, Jamestown

SPECIALTY VENEER ACCENTS **BOWFRONT INLAY - RECESSES DURA-LEATHER WRITING SURFACE**



BOWFRONT INLAY

STYLE NUMBER
RL-31A

LIST PRICE
995

SPECIFICATIONS

- Recessed inlay desk pads are covered with Alomost Leather from Paul Brayton Designs.
- DARRAN will gladly custom quote other inlay materials ie: solid surfaces, biocomposites, metallic laminates, or genuine leather to match seating

Notes

- Only available 84 x 36/42, 72 x 36/42, and 72 x 30/36

Available: - Prado, Jamestown

SPECIALTY VENEER ACCENTS **RECTANGLE INLAY - EBONY HARDWOOD INLAY DETAIL**



RECTANGLE INLAY

STYLE NUMBER
T10SA

LIST PRICE
895

SPECIFICATIONS

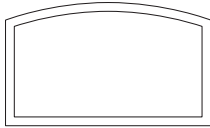
- 3/16" x 3/16" thick hardwood ebony inlay is handfitted and glued into routed top and sanded flush with surface
- Inlay is finished over with all finish steps

Notes

- Ebony inlay not recommended in the following finishes: Koko Cherry, Dark Cherry
- Only available 84 x 36, 72 x 36, and 66 x 30

Available: - Prado, Jamestown

SPECIALTY VENEER ACCENTS **BOWFRONT INLAY - EBONY HARDWOOD INLAY DETAIL**



CURVED INLAY

STYLE NUMBER
T11SA

LIST PRICE
995

SPECIFICATIONS


- 3/16" x 3/16" thick hardwood ebony inlay is handfitted and glued into routed top and sanded flush with surface
- Inlay is finished over with all finish steps

Notes

- Ebony inlay not recommended in the following finishes: Koko Cherry, Dark Cherry
- Only available 84 x 36/42, 72 x 36/42, and 72 x 30/36

Available: - Prado, Jamestown

TOOL CHANNEL ACCESSORIES **FILE HOLDER**



STYLE NUMBER
ATB37

LIST PRICE
105

SPECIFICATIONS

- For Console/Wall Hung Back Panels With Optional Tool Bar
- 18 Gauge Steel - Stamp Formed
- Silver Powderdercoat Finish

Available: - All DARRAN Collections

TOOL CHANNEL ACCESSORIES

IPHONE HOLDER



STYLE NUMBER

ATB31

LIST PRICE

120


SPECIFICATIONS

- For Console/Wall Hung Back Panels With Optional Tool Bar
- 18 Gauge Steel - Stamp Formed
- Silver Powderdercoat Finish
- 5" x 3 -3/4"W
- Non-slip Neoprene pad

Available: - All DARRAN Collections

TOOL CHANNEL ACCESSORIES

LARGE SHELF



STYLE NUMBER

ATB35

LIST PRICE

125


SPECIFICATIONS

- 12"W x 10"D

Available: - All DARRAN Collections

TOOL CHANNEL ACCESSORIES

PENCIL PEN HOLDER



STYLE NUMBER

ATB38

LIST PRICE

115

SPECIFICATIONS

- For Console/Wall Hung Back Panels With Optional Tool Bar
- 18 Gauge Steel - Stamp Formed
- Silver Powderdercoat Finish
- 5"H x 4"W x 4"D

Available: - All DARRAN Collections

TOOL CHANNEL ACCESSORIES

PIN & POST REMINDER PANELS



STYLE NUMBER

24" x 9" Dry Marker Board

ATB39DM

LIST PRICE

175

SPECIFICATIONS

- 24"W x 9"H
- Dry Marker Board - Markers sold separately
- Fabric Tack Board - Select any standard DARRAN tack board fabric

24" x 9" Fabric Tack Board

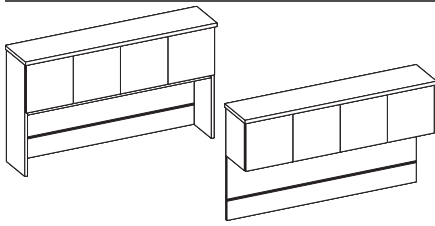
ATB39FT

195

Available: - All DARRAN Collections

TOOL CHANNEL ACCESSORIES

RECESSED ALUMINUM TOOL CHANNEL



STYLE NUMBER

ATB02

LIST PRICE

5 per 1"W

SPECIFICATIONS

- Anodized aluminum finish
- Fully recessed
- Finish matches anodized aluminum accessories
- Can be specified with fabric tack surface mounted above channel

Notes

- Left Or Right Locations
- Specify Full Width In Inches " x
- Office Park Tackboard Fabric " x
- Design-Build Tackboard Fabric " x

Available: - All DARRAN Collections

TOOL CHANNEL ACCESSORIES

SMALL SHELF



STYLE NUMBER

ATB36

LIST PRICE

110


SPECIFICATIONS

- 12"W x 6 -3/4"D

Available: - All DARRAN Collections

TOOL CHANNEL ACCESSORIES

TABLET HOLDER



STYLE NUMBER

ATB30

LIST PRICE

135

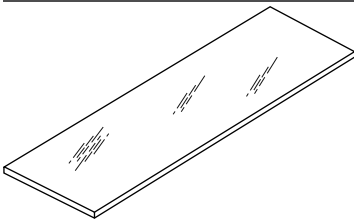
SPECIFICATIONS

- For Console/Wall Hung Back Panels With Optional Tool Bar
- 18 Gauge Steel - Stamp Formed
- Silver Powdercoat Finish
- 10" x 8"W
- Non-slip Neoprene pad

Available: - All DARRAN Collections

TOP MODIFICATION

1/4" RECTANGLE SOFT ETCH GLASS WORKSURFACE



STYLE NUMBER

SEGW8436

LIST PRICE

2210

SPECIFICATIONS

- 1/4" Soft etch glass
- Back painted white glass

SEGW8430

1870

SEGW7836

2070

SEGW7830

1750

SEGW7230

1630

SEGW6630

1515

SEGW6030

1395

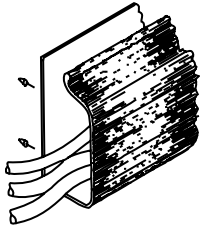
Notes

- Additional colors can be custom quoted. Contact factory for pricing.

Available: - Rift

WIRE MANAGEMENT

HORIZONTAL J-CHANNEL WIRE MANAGEMENT RACEWAY



STYLE NUMBER

W1

LIST PRICE

75 Per 4 Foot Section

SPECIFICATIONS

- 4' section for field installation.
- The "J" shape black thermoplastic wire raceway may be added to specified worksurface tops to provide concealed channeling of wires to and from worksurface grommets. For use in open kneespace areas, raceway is attachable to top of back panel with pan head screws. Interior dimensions are 1" x 1- 1/2" providing ample storage for multiple wires and excess cable. Front of raceway flexes out for easy cord insertion.

Notes

- Units w/ Wire Channel Standard.
- Field Installation

Available: - All DARRAN Collections

WIRE MANAGEMENT

HORIZONTAL U-CHANNEL WIRE MANAGEMENT RACEWAY



STYLE NUMBER

W2A

LIST PRICE

75 Per 4 Foot Section

SPECIFICATIONS

- 4' section for field installation.

Notes

- Units w/ Wire Channel Standard.
- Field Installation

Available: - All DARRAN Collections

WIRE MANAGEMENT

COIL WIRE MANAGER



STYLE NUMBER

W18

LIST PRICE

150

SPECIFICATIONS

- Weighted Base, Table attachment plate
- 39- 1/2" Length
- Black

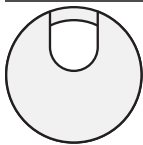
Notes

- Location

Available: - All DARRAN Collections

WIRE MANAGEMENT

STANDARD LOCATION GROMMETS - FACTORY INSTALLED



STYLE NUMBER

Standard Location Grommet

Black

TM30

Silver

TM31

Antique Brass

TM33

White

TM34

LIST PRICE

45

45

45

45

SPECIFICATIONS

- 1 -5/8" Metal Grommet

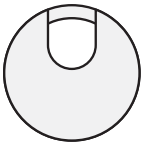
Notes

- *Units w/ Grommets Standard Are Noted Under Standard Features. Grommets Match Pull Finish - Standard (Unless Specified Otherwise)

Available: - All DARRAN Collections

WIRE MANAGEMENT

NON-STANDARD LOCATION GROMMETS - FACTORY INSTALLED



STYLE NUMBER

Non-Standard Location Grommet

Black

TM30 -NS

90

Silver

TM31 -NS

90

Antique Brass

TM33 -NS

90

White

TM34 -NS

90

SPECIFICATIONS

- 1 -5/8" Metal Grommet

Notes

- *Units w/ Grommets Standard Are Noted Under Standard Features. Grommets Match Pull Finish - Standard (Unless Specified Otherwise)

Available: - All DARRAN Collections

WIRE MANAGEMENT

BLACK PLASTIC VERTICAL SURFACE GROMMETS - FACTORY INSTALLED



STYLE NUMBER

Standard Location Grommet

TM50-C

45

Non-Standard Location Grommet

TM50-NS

90

SPECIFICATIONS

- 2 " Black Plastic Grommet

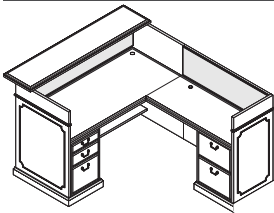
Notes

- Standard Location is Bottom Center

Available: - All DARRAN Collections

WORKSTATION

RECEPTION COUNTER TACKBOARD



STYLE NUMBER

36" - 60" Tackboards

C157R-COM

201

66" - 72" Tackboards

C154R-COM

167

SPECIFICATIONS

- Reception Counter Fabric Tack Surface

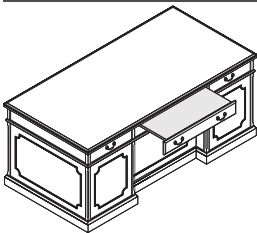
Notes

- See reception product page for graded fabric selections

Available: - Reception Park, Jamestown

WORKSTATION

CLIENT PULLOUT WRITING SHELF



STYLE NUMBER

CP-1

LIST PRICE

695

SPECIFICATIONS

- *Available only on Executive Chassis - Flush top desk, Black dura-leather writing shelf extends for client document signing. Ball-bearing smoothness with lockout ensures effortless operation. Option includes two false pulls on pedestal fronts and two pulls on pullout front with profile edges.
*Recommended only use when Beltline molding is present.

Available: - Jamestown