

DARAN

Rift

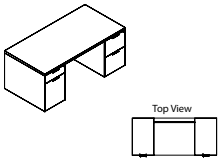
price list | effective January 2016 | updated 3.23.16



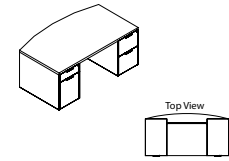
DATE	PAGE	MODIFICATION	DESCRIPTION
------	------	--------------	-------------

TABLE OF CONTENTS

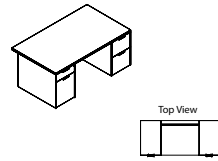
Product index	2
General Information	5
Limited Lifetime Warranty	6
Damages Returns Repairs	7
Ordering Information	8
GSA Customer Information	9
Freight.....	10
Features & Advantages.....	11
Finishes Specifications.....	13
Edges Pulls Knobs.....	14
Grommets Grommet Reference	15
Ganging Height Reference	16
Modesty Reference Grain Direction.....	17
Drawer Dimensions FILING Reference	18
Double Pedestal Desk	19
Table Desk.....	22
Single Pedestal Desk	27
Non-Handed Desk Shells.....	30
Conference Desk	31
Runoff Desk	35
Returns.....	44
Bridges	48
Freestanding Credenzas.....	49
Workstation Credenzas.....	58
Bench Cabinets.....	62
Pedestals	67
Single Height Freestanding Overheads	70
Double Height Freestanding Overheads	74
Overhead Accessories.....	77
Single Height Wall Hung Overheads	81
Double Height Wall Hung Overheads	85
Wall Hung Accessories	89
Wall Hung Shelves.....	94
Overhead Half Towers	96
Overhead Bookcases	98
Vertical Half Towers	100
Vertical Full Towers	102
Bookcases.....	107
Options	108



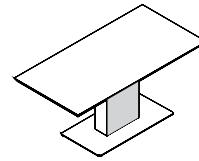
PAGE 19
DOUBLE PEDESTAL DESKS



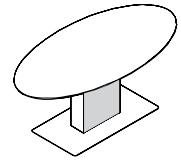
PAGE 20
DOUBLE PEDESTAL DESKS



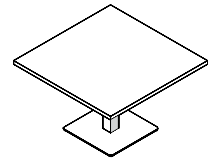
PAGE 21
DOUBLE PEDESTAL DESKS



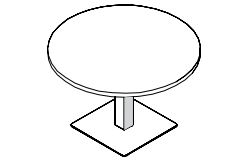
PAGE 22
CONFERENCE TABLE DESK



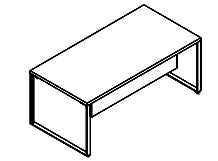
PAGE 23
CONFERENCE TABLE DESK



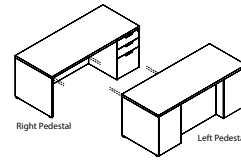
PAGE 24
CONFERENCE TABLE



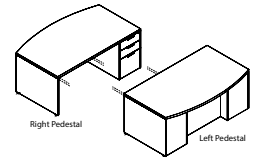
PAGE 25
CONFERENCE TABLE



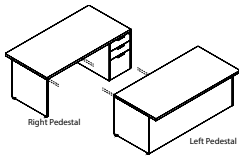
PAGE 26
TABLE DESKS



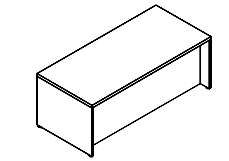
PAGE 27
WORKSTATION DESKS



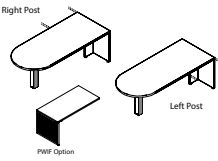
PAGE 28
WORKSTATION DESKS



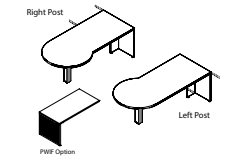
PAGE 29
WORKSTATION DESKS



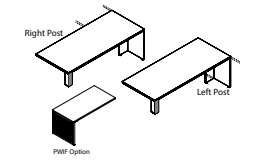
PAGE 30
TABLE DESK SHELL



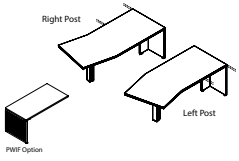
PAGE 31
TABLE DESK SHELL



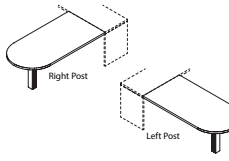
PAGE 32
WORKSTATION CONFERENCE DESKS



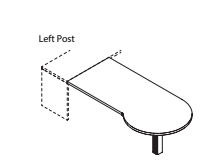
PAGE 33
WORKSTATION CONFERENCE DESKS



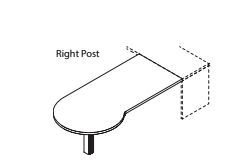
PAGE 34
WORKSTATION CONFERENCE DESKS



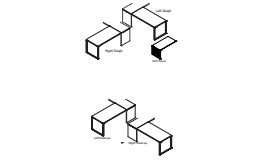
PAGE 35
WORKSTATION/BENCH RUNOFF CONFERENCE DESKS



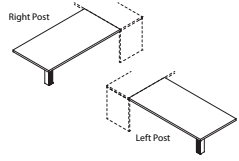
PAGE 36
WORKSTATION/BENCH RUNOFF CONFERENCE DESKS



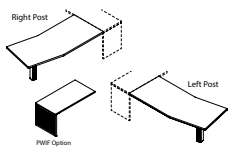
PAGE 37
WORKSTATION/BENCH RUNOFF CONFERENCE DESKS



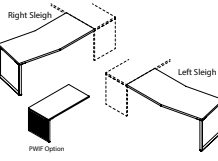
PAGE 38
WORKSTATION/BENCH RUNOFF CONFERENCE DESKS



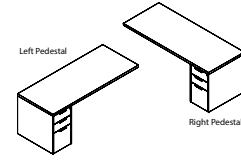
PAGE 39
WORKSTATION RUNOFF CONFERENCE



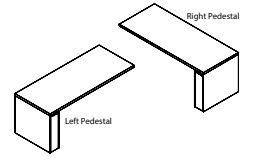
PAGE 40
WORKSTATION/BENCH RUNOFF CONFERENCE DESKS



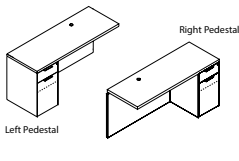
PAGE 41
WORKSTATION/BENCH RUNOFF CONFERENCE DESKS



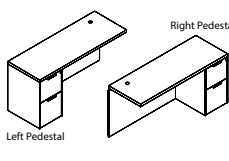
PAGE 42
WORKSTATION/BENCH RUNOFF CONFERENCE DESKS



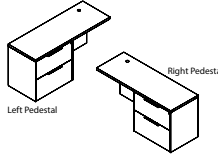
PAGE 43
WORKSTATION/BENCH RUNOFF CONFERENCE DESKS



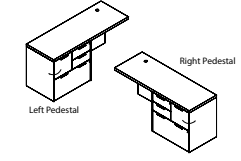
PAGE 44
"L" WORKSTATION RETURNS



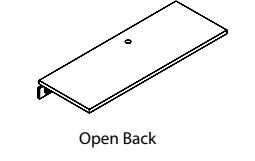
PAGE 45
"L" WORKSTATION RETURNS



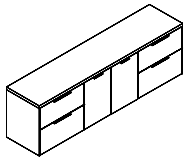
PAGE 46
"L" WORKSTATION RETURNS



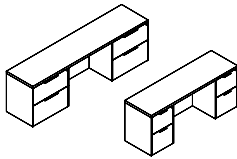
PAGE 47
"L" WORKSTATION RETURNS



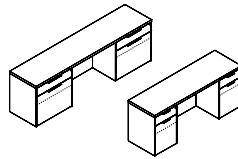
PAGE 48
BRIDGES



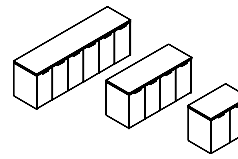
PAGE 49
CRENZAS



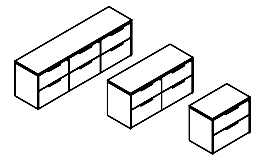
PAGE 50
CRENZAS



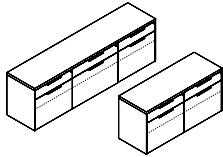
PAGE 51
CRENZAS



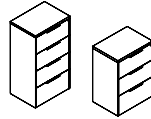
PAGE 52
CRENZAS



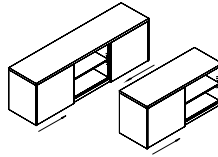
PAGE 53
CRENZAS



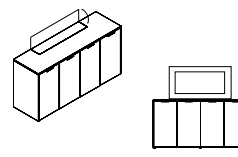
PAGE 54
CRENZAS



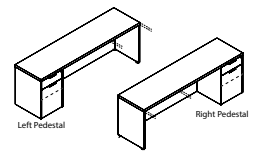
PAGE 55
LATERAL FILES



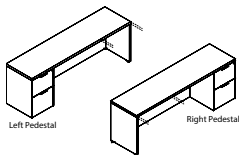
PAGE 56
CRENZAS



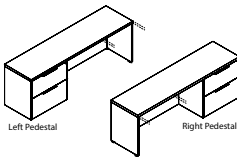
PAGE 57
CRENZAS



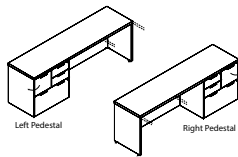
PAGE 58
WORKSTATION CRENZAS



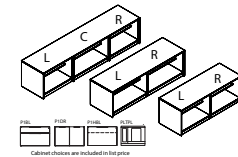
PAGE 59
WORKSTATION CRENZAS



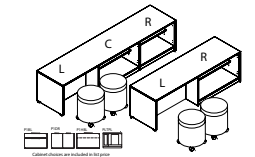
PAGE 60
WORKSTATION CRENZAS



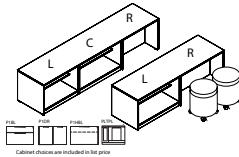
PAGE 61
WORKSTATION CRENZAS



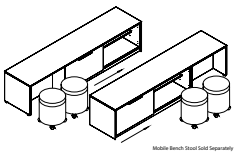
PAGE 62
OPEN PLAN BENCH CRENZAS



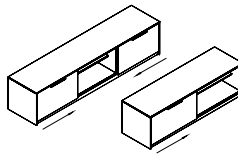
PAGE 63
OPEN PLAN BENCH CRENZAS



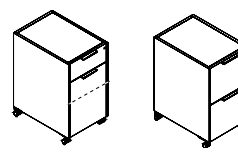
PAGE 64
OPEN PLAN BENCH CRENZAS



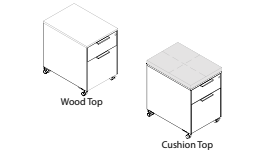
PAGE 65
OPEN PLAN BENCH CRENZAS



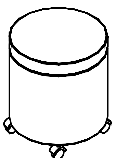
PAGE 66
OPEN PLAN BENCH CRENZAS



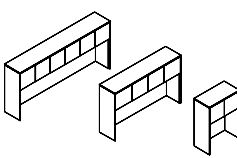
PAGE 67
MOBILE PEDESTALS



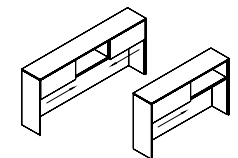
PAGE 68
MOBILE PEDESTALS



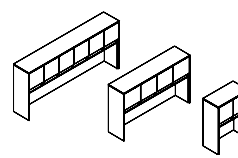
PAGE 69
OPEN PLAN BENCH CRENZAS



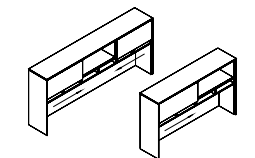
PAGE 70
OVERHEAD CONSOLES SINGLE HEIGHT



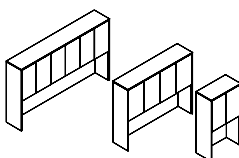
PAGE 71
OVERHEAD CONSOLES SINGLE HEIGHT



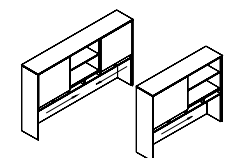
PAGE 72
OVERHEAD CONSOLES W/ PAPER SLOTS SINGLE HEIGHT



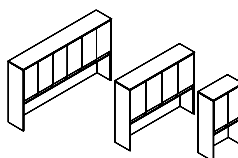
PAGE 73
OVERHEAD CONSOLES W/ PAPER SLOTS SINGLE HEIGHT



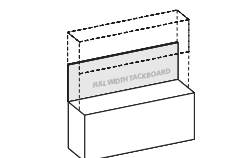
PAGE 74
OVERHEAD CONSOLES DOUBLE HEIGHT



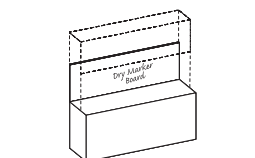
PAGE 75
OVERHEAD CONSOLES W/ PAPER SLOTS DOUBLE HEIGHT



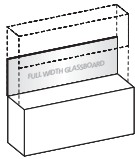
PAGE 76
OVERHEAD CONSOLES W/ PAPER SLOTS DOUBLE HEIGHT



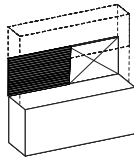
PAGE 77
OVERHEAD TACKBOARDS



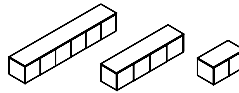
PAGE 78
OVERHEAD DRY MARKER BOARDS



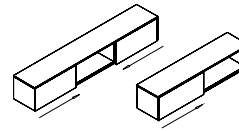
PAGE 79
OVERHEAD GLASSBOARDS



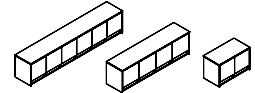
PAGE 80
OVERHEAD SLAT WALL



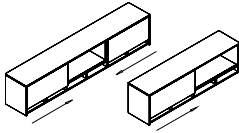
PAGE 81
WALL HUNG STORAGE SINGLE
HEIGHT



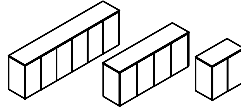
PAGE 82
WALL HUNG STORAGE SINGLE
HEIGHT



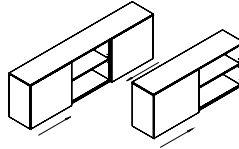
PAGE 83
WALL HUNG STORAGE W/ PAPER
ORGANIZER SINGLE HEIGHT



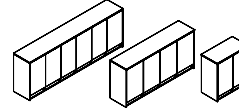
PAGE 84
WALL HUNG STORAGE W/ PAPER
ORGANIZER SINGLE HEIGHT



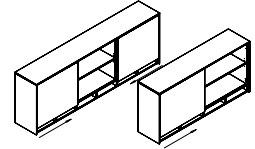
PAGE 85
WALL HUNG STORAGE DOUBLE
HEIGHT



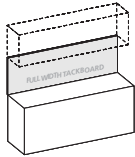
PAGE 86
WALL HUNG STORAGE DOUBLE
HEIGHT



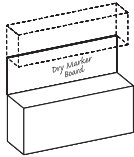
PAGE 87
WALL HUNG STORAGE W/ PAPER
ORGANIZER DOUBLE HEIGHT



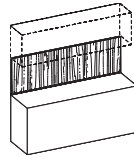
PAGE 88
WALL HUNG STORAGE W/ PAPER
ORGANIZER DOUBLE HEIGHT



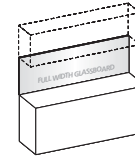
PAGE 89
WALL HUNG TACKBOARDS



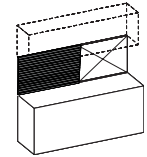
PAGE 90
WALL HUNG DRY MARKER
BOARDS



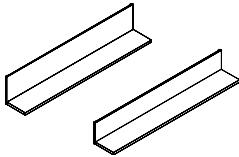
PAGE 91
WALL HUNG VENEER PANELS



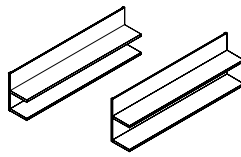
PAGE 92
WALL HUNG GLASSBOARDS



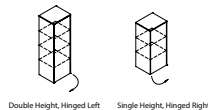
PAGE 93
WALL HUNG SLAT WALL



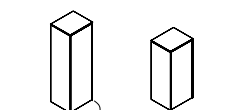
PAGE 94
WALL HUNG OPEN SHELF



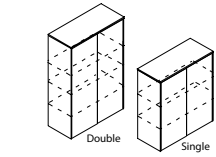
PAGE 95
WALL HUNG OPEN SHELF



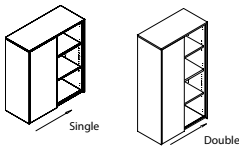
PAGE 96
OVERHEAD HALF TOWERS



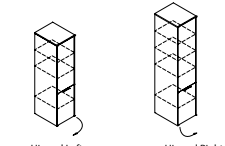
PAGE 97
OVERHEAD HALF TOWERS



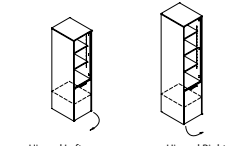
PAGE 98
OVERHEAD FULL TOWERS



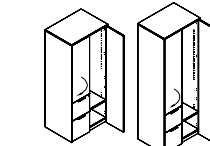
PAGE 99
OVERHEAD FULL TOWERS



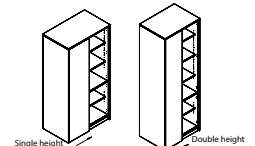
PAGE 100
VERTICAL HALF TOWERS



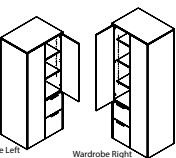
PAGE 101
VERTICAL HALF TOWERS



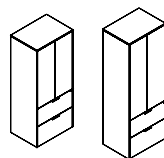
PAGE 102
VERTICAL FULL TOWERS



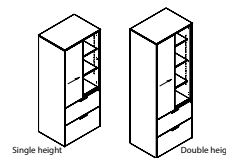
PAGE 103
VERTICAL FULL TOWERS




PAGE 104
VERTICAL FULL TOWERS



PAGE 105
VERTICAL FULL TOWERS



PAGE 106
VERTICAL FULL TOWERS



PAGE 107
OPEN BOOKCASES



All DARRAN products are proudly manufactured in the U.S.A.

BUILT TO ORDER

Manufactured per order the way you want it, including modifications.

FULLY ASSEMBLED

Unless otherwise noted, all products are fully assembled and ready to use, including add-on options.

PERFORMANCE TESTED

All products are tested to ensure performance exceeds BIFMA / ANSI standards.



GREEN CERTIFIED

DARRAN has been committed to improving indoor air quality of office buildings since 1996. Since then, finish technology has allowed our commitment to continue with products that are air quality Certified Green.

DARRAN is proud to announce that all in veneer, laminate, and guest seating are MAS Certified Green for complying with the ANSI/BIFMA X 7.1 standard / LEED 4.5 Standard for low –VOC emitting Furniture.

MAS is an independent emission testing laboratory that is ISO 17025 compliant using ASTM, ANSI and CEN methods. MAS is a true 3rd party certification through NSF International to BIFMA standards and California's ARB formaldehyde standard. Certification of compliance under the Low – VOC emitting Furniture testing, qualifies products for LEED 4.5 credits.



FINISH TECHNOLOGY

DARRAN has continued its partnership with AkzoNobel Chemicals (www.akzonobel.com) to develop a new finish technology further improving indoor air quality with a coating that meets today's environmental standards and supports LEED buildings.

ENVI-CT (Environmental Coatings Technology) utilizes advanced European finish technology to deliver a high-end furniture coating with superior performance in appearance and durability, allowing DARRAN to deliver more sustainable products to our customers.

ENVI-CT Advantages:

- › ENVI-CT is a re-engineered high performance Coatings Top Coat
- › Exceptional hardness and clarity
- › Highly resistant to solvents and chemicals
- › Plasticizer Migration resistant
- › Excellent UV inhibitors for maximum color resistance
- › Exceeds current and proposed future Federal and State air quality requirements
- › Field Repairable
- › Dynamic chamber emissions tested and certified compliant to ANSI/BIFMA X 7.1 Standard / LEED 4.5 Standard for low – VOC emitting furniture.
- › Standard with Anti-microbial additive.

ADVANTAGES

DARRAN has upgraded the standard Anti-microbial protection, to , the latest in Silver Ion Technology. DARRAN collaborated with the world's leader in finishing materials, to formulate an additive that will inhibit the growth of mold, mildew, fungus and bacteria on wood surfaces. This additive infuses Silver Ions into DARRAN's ENVI-CT (Environmental Coatings Finish Technology), creating a protective surface for the life of the furniture. The best part - is standard on all DARRAN Caseloads for no additional fee.

**BAC GUARD
SILVER™**

LIMITED LIFETIME WARRANTY

DARRAN Furniture Industries, Inc. ("DARRAN") warrants that each piece of furniture manufactured in its North Carolina Facilities will be free from defects in material and workmanship for as long as the original purchaser owns and uses the product. Subject to the limitations and exclusions herein, DARRAN, at its discretion and as the sole remedy under the DARRAN Limited Lifetime Warranty, will replace or repair a defective product or components with comparable product or components free of charge. This warranty is made only to the original purchaser from an authorized DARRAN dealer, for as long as that original purchaser owns and uses the product.

LIMITATIONS: USE / CARE

- › Warranty is limited to normal single shift use.
- › Warranty is limited to generally accepted care and maintenance of natural wood products and environments.
- › Natural wood surfaces are subject to denting, scratching, and gauging if not properly used and cared for. Warranty is subject to use and care in accordance with the use and care instructions provided in the Product Care section of this site (including, but not limited to, the care and maintenance guide downloads linked thereon), available at www.darran.com/product care, which are incorporated herein by reference.

LIMITATIONS: MATERIALS / COMPONENTS

- › Laminates, Veneers / Finishes - 10 Years
- › Electrical lamps, Ballasts, Transformers - 5 Years
- › Fabrics, Pneumatic lifts, Foam - 5 Years
- › Custom products built to customers specifications - 3 Years

WARRANTY EXCLUSIONS

Damage identified as carrier or installer related.

- › Normal wear and tear of wood products during course of ownership.
- › Color, grain, or texture of natural wood materials, laminates, and other covering materials.
- › Damages or failures resulting from misuse, abuse, negligence, improper care, modifications, or relocation.
- › Non Commercial use or locations.
- › So-called "ghost" indentions and similar damage caused by the failure to use appropriate desk or writing pads.

All Warranty Claims are subject to DARRAN-approved inspections. Disputes may involve independent third-party evaluation

QUALITY ASSURANCE

DARRAN manufactures in accordance with the standards set by Architectural Woodwork Institute (AWI) for Quality Standards.

Every unit produced at DARRAN is completely inspected by an independent quality control team located within each plant whose emphasis is on assembly, finish, and final inspections with empowerment to stop any unit not meeting DARRAN's high quality standards.

LIGHT AND NATURAL FINISHES

The beauty of veneer and all wood products comes from the variations created by nature including color, grain, and texture.

These variations are not considered defects and DARRAN's Limited Lifetime Warranty does not cover color, grain and texture variations associated with natural wood and grain seen in any finish color. DARRAN sets standards for veneer selections; however, variations, especially apparent in light/natural finishes, will occur from one piece to another even if they are finished at the same time.

Finishes such as Clear Maple, Light/Gunstock Walnut, and Clear/Caramel Cherry will display more natural characteristics due to their light stain. Grain, pattern and color from unit to unit are not guaranteed or warranted and products will not be replaced due to these variations. Exposure to light and age will cause darkening of natural wood products; therefore DARRAN cannot guarantee or warrant finish match of new products being placed with existing products in the field.

GLASS

Use of glass overlays on surfaces will void DARRAN's Limited Lifetime Warranty, unless the overlay is installed and maintained in strict accordance with DARRAN's instructions. If an overlay is to be used, please contact DARRAN for installation and maintenance instructions.

GENERAL

Performance questions will be tested to generally accepted practices and AWI guidelines and standards for wood veneer furniture. To obtain performance of the Limited Lifetime Warranty, the purchaser should contact in writing the authorized DARRAN representatives or current dealer who sold the product to the purchaser or mail the warranty claim to:

Warranty Department
DARRAN Furniture Industries, Inc.

P.O. Box 7614

High Point, NC 27264

Telephone: 336-861-2400 Toll Free: 800-334-7891

email: warranty@darran.com

EXCEPT FOR THE LIMITED LIFETIME WARRANTY EXPRESSLY DESCRIBED HEREIN, DARRAN MAKES NO OTHER REPRESENTATION OR WARRANTY OF ANY KIND, EXPRESS OR IMPLIED. DARRAN MAKES NO WARRANTY OF MERCHANTABILITY OR FITNESS FOR A PARTICULAR PURPOSE, AND DARRAN WILL NOT UNDER ANY CIRCUMSTANCES BE LIABLE FOR ANY INCIDENTAL OR CONSEQUENTIAL DAMAGES, OR ANY INDIRECT OR SPECIAL DAMAGES.

THE WARRANTY AS STATED ABOVE, SUPERSEDES ALL PREVIOUS WARRANTIES

NO HASSLE FREIGHT DAMAGED MERCHANDISE

DARRAN products are packed in specially designed cartons and padding that protects all edges and corners from damage. This is proven by an industry low damage rate of .0030% per total pieces shipped.

For qualified freight damage claims DARRAN will take responsibility for the claim and remedy processes including assuming total cost coverage from claim settlements.

(Some items may not qualify. Contact Factory for specific details.)

QUALIFIED CLAIM CONDITIONS

VISIBLE CARTON DAMAGE

1. Take digital pictures of the damaged carton and damaged furniture if visible damage is found upon delivery at the dock
2. Open all cartons with puncture or crushed corner damage.
3. Note any damage to the goods on the Carrier's freight bill as number of pieces damaged.

CONCEALED DAMAGE

1. Take digital pictures of the furniture as it sits partially unpacked. Also, photograph external and internal carton materials that correspond with the damaged area on the product.
2. Carton and damaged unit(s) must be located at the location matching the original delivery address for Carrier inspection.
3. Digital pictures must be provided of the damaged furniture and carton materials

For qualified claims per above contact DARRAN Customer Service Department at 1-800-334-7891 or complete DARRAN's online warranty report form within the 15 day limit.
www.darran.com/warrantyreport

NON-QUALIFIED CLAIM CONDITIONS

1. Deliveries made to non-dock locations
2. Claims made after furniture is installed and/or removed from original delivery location
3. Carton and padding has been discarded
4. Carrier used was not DARRAN approved
5. Inspection reveals questionable damages

REPLACEMENT ORDERS

Replacement orders entered without replacement tagging or factory authorization is considered a new order without dispute, therefore full payment is expected and will be collected.

RETURN SHIPMENTS

DARRAN will not accept return of merchandise without a signed RA (return authorization) form.

DARRAN will specify the carrier to be used. Return bills of lading must be marked "Class 125" freight rate and a copy of the RA should be used as a packing list. All returns must be received by DARRAN within 30 days of the RA date or the products will be considered accepted by the customer.

All products being returned must be properly packed and protected to avoid freight damage. Whenever possible, use the original cartons in which the merchandise was shipped. Freight

damage, signs of usage, missing parts, etc., will result in an adjustment of any credit to be issued.

DARRAN will issue RA's for the following reasons:

1. Manufacturing defect (inspection required)
2. Order processing error by DARRAN
3. Shipping error
4. Mismatched carton / merchandise

SPECIFICATION CHANGES

We reserve the right to change without notice any dimension, style, or specification of any model in the DARRAN line. Dimensions shown in the price list are nominal. It is the buyer's responsibility to read specification carefully when matching existing goods is desired.

MANUFACTURING DEFECTS

Claims of manufacturing defects will not be entertained without prior consultation with DARRAN's warranty department. Unauthorized deduction in payment of invoices will not be allowed without prior factory approval. Unapproved deductions are subject to factor's late payment charges.

DAMAGE CLAIMS

Claims of manufacturing damage or freight damage reported as nicks, dents, scratches, etc. after installation of furniture will not be covered under warranty or freight claim.

ATTENTION: Damage claims involving glass or stone components must be inspected and damage noted on delivering freight bill to qualify for replacement.

REPAIR CHARGES

Factory authorization must be secured from DARRAN's warranty department prior to incurring repair charges. Warranty will utilize DARRAN's National Repair Service through the Furniture Medic Franchise (www.furnituremedic.com).

Repair charge authorizations are based on:

- › Set travel rate
- › Average regional job rate
- › Factory set maximum repair time
- › Falsely reported defect claims are subject to local service charges being charged to dealer/distributor.

FINISH MAINTENANCE

Wood office furniture and wood finishes can retain their natural beauty for life if proper care is taken and a stable environment is provided. Fluctuations in humidity and temperature cause panels and solid wood components to expand and contract and may lead to panel warpage and finish "checking" or cracking. Prolonged exposure of furniture to dry heat during winter months should be avoided. Careful examination of interior wood trim may indicate a damaging dry environment. If open joints, splits and cracks are appearing in trimwork consult with a HVAC professional for appropriate remedy.

DARRAN finishes are field repairable should damage occur. Professional furniture repair services are recommended. Regular cleaning with a non-silicone polish is recommended.

ORDERING

All orders should be emailed, mailed or transmitted by fax to:

DARRAN Furniture Industries, Inc.
P.O. Box 7614
High Point, NC 27264
email: orders@darran.com
Fax: 336-861-6485

DARRAN will only accept orders from authorized Dealers. All orders must be accurate and detailed. All Quick Ship orders must contain Quick Ship product ONLY. Orders should be separated and submitted according to lead time. Orders must contain Quick Ship code "QS" or have designated Quick Ship lead time to ensure correct order entry. Orders that contain multiple lead time products will be entered as one order and scheduled with the most extended lead time.

CREDIT APPROVAL

All orders are subject to credit approval for open account. All new accounts must be approved by a local DARRAN Sales Representative and should submit current financial information and trade references to:

DARRAN Furniture Industries, Inc. ATTN: Credit Department
P.O. Box 7614
High Point, NC 27264
Telephone: 336-861-2400 Toll Free: 800-334-7891
Fax: 336-861-2512

Orders submitted without accounts pre-approval or credit approval are subject to acceptance with lead times scheduled only after approval dates.

LEAD TIME SCHEDULE

DARRAN cannot assign a firm lead time until Credit approval and order accuracy are complete. Extended lead times due to credit or information delays are the responsibility of the Buyer.

ORDER DELAY / HOLD

Due to the committed manufacturing cost on Quick Ship processes, DARRAN cannot delay or hold orders, either in process or after completion.

CANCELLATION AND ORDER CHANGES - FEES

Acknowledged orders are considered firm orders and therefore not subject to cancellation or change. However, in the event we are able to stop an order prior to manufacturing process, we will consider cancellation or changes with a reprocessing fee of \$40.00 Net. Exceptions: Quickship orders cannot be changed or canceled after the 3rd business date after acknowledgment. Qualified changes/cancellations will be assessed a \$40.00 Net processing fee.

Changes or cancellation of order with special options or custom quoted items are also subject to additional material and vendor fee costs, plus a DARRAN special/custom reprocessing fee of \$100 NET.

ORDER MOVEUPS

Should an original scheduled ship date need to be improved, the Factory must be contacted 15 business days prior to the desired ship date. Move ups are subject to schedule availability.

ORDER ACKNOWLEDGMENT

Upon credit approval your order will be acknowledged and identified by an order number. When making reference to your order, please use this order number. Your acknowledgment is a detailed description of our interpretation of your order, pricing, shipping information, and estimated delivery date.

If you have not received an Acknowledgment within 10 Days of order issue, contact Customer Service immediately. All Quick Ship order acknowledgments will be faxed or emailed upon request to speed processing. Please read your acknowledgment carefully for correctness and notify DARRAN immediately of any discrepancies. Failure to notify relieves DARRAN from error liability.

Order acknowledgment is the final agreement between DARRAN and the customer superseding all previous communications regarding the order. DARRAN will not be responsible for errors made on orders placed by phone without written confirmation.

SELLING INFORMATION

Possession of this price list does not in itself constitute the right to sell DARRAN products. DARRAN products are sold and distributed through authorized dealerships. Contact factory for a listing of local representatives and dealerships.

INVOICE TERMS

Standard terms are NET 30 days. Finance charges of 1-1/2% will be added to delinquent accounts after 45 Days and for each 30 Days thereafter until paid.

Complaints involving newly received merchandise must be reported within 10 days from receipt to qualify for full invoice remittance suspension or term extension. Otherwise only items in dispute can be suspended from payment of invoice within terms.

WAREHOUSE/STORAGE

DARRAN will determine order warehousing approvals on a case by case basis. Orders that can be accommodated will be limited to a max of 30 days storage and must be invoiced at time of storage. Orders that exceed factory storage capacity will be transferred to local storage facilities subject to current storage rates and handling-transit charges. Storage charges must be paid prior to order release to shipping.

**EXECUTIVE OFFICE & CONFERENCE ROOM
FURNITURE**

November 3, 2015 through November 2, 2020

FSC Group 71

GSA CONTRACT NUMBER: GS-27F-001DA

Business Classification:

WBENC Certified Woman-Owned Small Business

DARRAN FURNITURE INDUSTRIES

2402 SHORE DRIVE

HIGH POINT, NC 27263

336.861.2400 FAX 336.861.6485

Business Classification:

Woman-Owned Small Business

On-line access to contract ordering information, terms and conditions, up-to-date pricing, and the option to create an electronic delivery order are available through GSA Advantage!, a menu driven database system. The INTERNET address for GSA Advantage is <http://www.fss.gsa.gov>

For more information on ordering from Federal Supply Schedules click on the FSS Schedules button at <http://www.fss.gsa.gov>

1a. Special Item Number

711-8: Executive Office Furniture

711-9: Executive Conference Room Furniture

711-11: Tables and Accessories

711-16: Upholstered Seating

711-18: Multi-purpose Seating

2. Maximum Order Limitations:

711-8 \$500,000

711-9 \$500,000

711-11 \$500,000

711-16 \$300,000

711-18 \$200,000

3. Minimum Order: \$100

4. Geographic Coverage: 48 Contiguous States and the District of Columbia

5. Point of Production: High Point, North Carolina (Randolph County)

6. Discount: Prices shown herein are List (Discount is 56.9% Off List)

7. Quantity Discounts:

• \$467,837 List to \$1,000,000 List = 59.70%

• \$1,000,001 List to \$1,315,789 List = 61.70%

8. Payment Terms: ½% - Net 15 Days, Net 30 Days

8a. Terms and Conditions of Government Credit Card Acceptance:

a. No discount allowed for payment by Government Purchase Card

b. Provide commercial credit card number

c. Provide commercial credit card expiration date

d. Provide individual's name as it appears on

credit card

e. Provide telephone number of individual to whom credit is issued

9a. Government Purchase Cards are accepted below the Micro Purchase Threshold.

9b. Government Purchase Cards are accepted above the Micro Purchase Threshold.

10. Foreign Terms: None

11a. Time of Delivery: Regular Product: 60 - 90 days after receipt of order

Quick Ship Program: Contact DARRAN

11b. Quick Ship Program: Items available for expedited delivery are included in main Price Lists.

11c. Overnight and 2-day delivery: N/A

11d. Urgent Requirements: Will be considered on an individual basis. Contact DARRAN for details.

12. FOB Point: All destinations are limited to Commercial docks only. Carriers may refuse non-dock deliveries.

12a. Freight Prices:

a. All prices shown are suggested list prices with freight included where indicated.

b. Freight allows delivery to one qualified destination.

c. Within the Continental USA, all orders above \$1,500 net are shipped FOB factory, freight prepaid and allowed. All orders less than \$1,500 net will be subject to a \$100 net freight charge.

13. Ordering Address:

DARRAN Furniture Industries

P.O. Box 7614

High Point, NC 27264

Ph: 800.334.7891

Fax: 336.861.6485

13a. Payment Address:

BB&T

P.O. Box 890011

Charlotte, NC 28289-0011

14. Warranty Provision: Limited Lifetime (Contact DARRAN for details)

15. Export Packing Charges: Quoted on request

13. Terms and Conditions: Order Cancellation / Changes.

Restocking/Returns: No merchandise may be returned without a return authorization and shipping instructions. No credit or allowance will be given for repairs to defective materials unless DARRAN has given authority to make such repairs. A restocking charge of 25% will apply.

Cancellation: No cost prior to production. After

GSA CUSTOMER INFORMATION

production has begun, only actual cost incurred will be billed to the Government that cannot be recovered through resale in 6 months

14. Terms and Condition of Rental, Maintenance and Repair: Consult the Factory.

15. Terms and Conditions of Installation: Installation by a Third party to be quoted on a per job basis. The ordering must specify what ranges of installation services are required.

16. Terms and Conditions of Repair Parts: Contact DARRAN for details.

17. List of Service and distribution points: Contact DARRAN for details..

18. Preventative Maintenance: Information enclosed with product.

19. List of Participating Dealers: Contact DARRAN for details.

23. Environmental Attributes: DARRAN is compliant with EPA standards. All plywood core material is CARB 2 compliant and contains recycled content. All DARRAN Casegood Products are BIFMA Level 2 Certified. DARRAN is FSC CoC Certified and our products are MAS Certified for Indoor Air Quality.

23a. Recyclable and Recycled Content Packaging:

The corrugated packaging that is supplied to DARRAN, meets the federal mandate that requires the paperboard to be composed of 30%-50% recycled paper, and in some cases the recycled content is close to 100%.

23b. Chemical Emission: DARRAN finishes its products in an ENVI-CT Finish. (Environmental Coatings Technology). DARRAN's seating is finished with a low VOC Conversion Varnish and the casegoods are finished with a formaldehyde free, low VOC Urethane finish. These ENVI-CT finishes allow DARRAN's products to be MAS Certified Green under the ANSI BIFMA X7.1 Standard. Products assist with LEED 4.5 Credit.

23c. Vapor Emissions: DARRAN's ENVI-CT finishes use the latest environmental coatings technology to provide lasting durability and exceptional clarity with BACGUARD Silver anti-microbial protection built-in. The ENVI-CT finishes allows DARRAN casegoods to be MAS Certified Green meeting LEED Credit 4.5.

24a. Duns Number: 08-363-5318

24b. Cage Code: 0Y-6B6

24c. Federal ID Number: 56-117-1971

24d. NAICS Code: 337211

25. SAM Network: DARRAN is registered

SHIPPING SCHEDULE

When requested, DARRAN will assist in locating special express carriers that may have short transit times. These services may exceed our prepaid freight costs; therefore, pricing is limited to the Freight Excluded formula with special express charges added to the invoice.

For special deliveries, DARRAN will make every effort to meet the appointed time; however DARRAN will not be responsible for any additional charges for late deliveries beyond our control.

PRICES

- › All prices shown are suggested list prices with freight included where indicated.
- › Freight allows delivery to one qualified destination.
- › Within the Continental USA, all orders above \$1,500 net are shipped FOB factory, freight prepaid and allowed. All orders less than \$1,500 net will be subject to a \$100 net freight charge.

CALL BEFORE DELIVERY REQUEST

DARRAN will arrange for carriers to call before delivery when requested.

Important Non-Qualified Destinations DARRAN Prepaid Freight Pricing does not include delivery to:

- › Residential Areas
- › Restricted Commercial Areas
- › No Dock Locations
- › Inside delivery/setup service

Orders received and installed without professional Furniture Installers voids all Warranty Coverage.

CARRIER SELECTION

DARRAN selects and uses only carriers specialized in furniture transportation. Customer requested carriers can be authorized using Freight Excluded pricing with invoice add-on.

SPECIFIC DELIVERY TIMES

DARRAN will assist in coordinating a requested delivery time from a carrier. DARRAN makes no guarantees and accepts no responsibility for such services as DARRAN has no control over possible carrier hazards. To ensure specific time arrival, we recommend arranging single stop, designated load carriers. Less than trailer load (LTL) shipments cannot be coordinated for a guaranteed delivery time.

EXPRESS CARRIERS

When requested DARRAN will assist in locating special express carriers that may have short transit times. These services exceed our prepaid freight cost, therefore, pricing is limited to the Freight Excluded formula with special express charges added to invoice.

FEATURES & ADVANTAGES

VENEER TOPS

Wood veneer tops and high-pressure laminate tops feature a M2 Grade, CARB2 MDF Core with balanced 3-ply construction. Tops are 1-5/16" thick on all veneer and HPL products except for the Rift Collection, which features 1-1/2" thick primary work surfaces. Tops are connected to chassis with steel angle brackets, wood cleats and dowels. DARRAN only uses HPVA A Grade Flat Cut Cherry, Maple, and Walnut Veneers that are book-matched and slip-matched. Rift-Cut White Oak and Quarter-Cut Ash are available as premium veneers. DARRAN's Rift Collection features a double-cut veneer in a rift-cut pattern for a clean linear aesthetic. Veneer tops feature shapeable MDF edges, 3/4", 1", or 3mm external solid hardwood bands based on collection and edge selection. HPL tops feature a laminate self edge, shapeable MDF edge, or a 3mm solid wood edge based on edge selection.

CHASSIS & PEDESTAL CONSTRUCTION

All pedestals and chassis are constructed with 3/4" thick balanced 3-ply panels. Panels are securely fastened together using rails that are bored and doweled, glued, metal reinforcement brackets and wood cleat construction. Thick end panels are pre-bored to accept a tee nut for the adjustable glide and are reinforced with pvc banding to prevent glide tear out. Glue blocks are used where 3/4" thick panels are joined, bored for tee nut to accept adjustable glide.

OVERHEAD CABINET CONSTRUCTION

(FREESTANDING AND WALL MOUNT)

Freestanding Overhead storage cabinets are constructed of 1" and 3/4" thick balanced 3-ply panels. Panels are attached with cam fasteners in conjunction with dowels securely adhered with PVAc (white polyvinyl acetate) glue. All surface mount cabinets connect to work surface with anti-slip tape. Wall mount cabinets are mounted to the wall with steel "z" bracket attachment method using 5mm euro screws to attach to the back of the cabinet. All units ship with a steel "z" bracket. This bracket is mounted to the wall by field installers. Installers are responsible for selecting and supplying appropriate fasteners for wall conditions.

BOOKCASE CONSTRUCTION

All chassis (sides, back, top and bottom panels) are constructed with 3/4" thick balanced 3-ply panels. Panels are attached with cam fasteners in conjunction with dowels securely adhered with PVAc (white polyvinyl acetate) glue. Shelves on all units are 3/4" thick balance 3 ply panels. Optional heavy duty shelves are 1" thick lumber core balanced 5 ply construction.

TACKBOARDS

Wall mount tackboards are constructed of .75" thick fiberboard. The fabric is precisely aligned and fitted to the tackboard with a sock on cover.

Overhead storage tackboards are constructed of .5" thick fiberboard. The fabric is precisely aligned and fitted to the tackboard and adhered to the rigid hardboard with staples.

ADJUSTABLE GLIDES

Glides provide 1" of vertical leveling adjustment. Glide bottom is durable metal.

DRAWERS

All drawers are constructed of four sides and a bottom, which are attached to a drawer front with screws for easy removal. Drawer fronts feature vertically matched veneer within each pedestal. Pencil trays are standard in all box drawers. Jamestown, Prado, Rift, and Spaces feature maple veneer 1/2" thick material for drawer sides, fronts and backs with a UV finish for maximum durability. Drawer bottoms are 7/32" thick 3-ply maple veneer. Drawer boxes are assemble at each corner with dowel joinery for maximum drawer strength. Capitol Park, Central Park, NSsq, Reception Park, and Richmond Park feature drawers that are 1/2" thick wood grained wrapped 5 sided miter-folded construction with 1/8" thick hardboard bottoms.

SUSPENSIONS

All casegoods utilize cold rolled steel zinc plated high-grade drawer suspensions. All suspensions are warranted for the lifetime of the product. Box and File drawers are full extension, featuring steel ball bearings for a smoother quieter range of motion with soft close operation and are rated 100lbs. Lateral file drawers are a progressive action full extension suspension with the soft close operation and is rated at 150lbs. Lateral files include anti tip mechanism that will allow only one drawer at a time to be opened.

HINGES

Units with doors include 95 degree swing hinges.

FILING

Capitol Park, Central Park, NSsq, Reception Park, and Richmond Park feature a highly durable black plastic extrusion that is securely fastened into a route on top of the drawer. Desk drawers are provided with a cross bar that allows for adjustability for letter or legal filing side to side, letter width filing front to back without the use of a cross bar. Credenza and Return filing is letter width front to back and legal width side to side without the use of a cross bar, letter width side to side with the use of a cross bar. Lateral files feature legal with filing side to side and two rows of letter width front to back with the use of cross bars.

Jamestown, Prado, Rift, and Spaces feature metal file frames around the perimeter of the drawers with cross bars. Desk drawers are provided with a cross bar that allows for adjustability for letter or legal filing side to side, letter width filing front to back without the use of a cross bar. . Legal width drawers are specified on desks 72" and larger, and filing is legal front to back or two rows letter side to side. Credenza and Return filing is letter width front to back and legal width side to side without the use of a cross bar, letter width side to side with the use of a cross bar. Lateral files feature legal with filing side to side and two rows of letter width front to back with the use of cross bars.

LOCKS

Silver, black or bronze face locks are standard on all desks, credenzas, returns, and modular pedestals and match the color of the pull selection. Locks are optional on door storage,

overhead storage, towers with doors and all door units. Each drawer pedestal is independently locked. Lock plugs are factory or field installed.

KEYING

Keying is available either factory or field installed. Factory installed keying is random.

WIRE MANAGEMENT

Wire management capabilities include standard and optional worksurface grommets. When grommets are standard or specified in a unit, wire channels under the surface are provided for organization and management of all communication wires and cords.

GROMMETS

Metal grommets are provided to match the drawer pull selection. Grommet is available in black, silver, white or antique brass. Must specify standard or non-standard location. Black plastic grommets are available as an option for vertical applications.

POWERPORTS

A large selection of powerports are available and handle power, data, docking stations and communication. See options section for selection.

LED TASKLIGHTS

LED task lighting provides high efficiency, low energy lighting with long life. LED lights are encased in a silver aluminum alloy material with built in switch to turn the light on/off. Lights are factory installed.

Product specifications listed below:

- Diffuser creates a softer light and eliminates hot spots.
- Built in switch with dimmer control.
- 30w 12Vdc 120V (UL approved) power supply
- Can be “daisy chained” up to 30W
- 50,000 hour life

SIZE	VOLTAGE	WATTAGE	COLOR TEMP.	CRI
24" light	12Vdc	6.4	5000K	90
48" light	12Vdc	12.8	5000K	90
60" light	12Vdc	16	5000K	90

FINISHES

"W" VENEER

*TBCO Baby's Cheek (Oak)
 TBSW Brown Sugar (Walnut)
 *TFSO Fifty Shades (Oak)
 *TFBO Fun Blonde (Oak)
 TFBW French Bordeaux (Walnut)
 TLLW Luscious Lager (Walnut)
 TOBW Organic Brown (Walnut)
 WWP Full Fill Designer White

*Optional Tech-grain add 10%

"G" LAMINATE HPL TOPS

N/A

"M" THERMALLY FUSED LAMINATE

N/A

FINISH

ENVI-CT Green Certified European Technology Coatings Finish with Anti-microbial protection.

VENEER TOPS

Wood veneer tops and high-pressure laminate tops feature a M2 Grade, CARB2 MDF Core with balanced 3-ply construction. Tops are 1-5/16" thick on all veneer and HPL products except for the Rift Collection, which features 1-1/2" thick primary worksurfaces. Tops are connected to chassis with steel angle brackets, wood cleats and dowels. DARRAN only uses HPVA A Grade Flat Cut Cherry, Maple, and Walnut Veneers that are book-matched and slip-matched. Rift-Cut White Oak and Quarter-Cut Ash are available as premium veneers. DARRAN's Rift Collection features a double-cut veneer in a rift-cut pattern for a clean linear aesthetic. Veneer tops feature shapeable MDF edges, 3/4", 1", or 3mm external solid hardwood bands based on collection and edge selection. HPL tops feature a laminate self edge, shapeable MDF edge, or a 3mm solid wood edge based on edge selection.

CHASSIS

3/4" thick core, Medium Density Fiberboard (MDF) rated EPP/SCS/CARB-II material with 3 ply balanced construction. Pedestal and cabinets feature dowel construction reinforced with steel bracket plates, wood cleats, screws and glue. Exposed interiors feature finished veneer of same species as exterior faces. Panel molding standard on approach and end panels of all worksurface height units.

NOTE: All units are standard with 1" adjustable glides that allow for leveling of units.

DRAWER FRONTS

Drawer fronts are vertically matched in balanced sets. Doors feature vertical veneer bookmatched horizontally in sets of 2 / 4 and 6 doors. All drawers and doors have traditional scallop

profile edge shape. All tower fronts matched in vertical sets.

STANDARD WOOD DRAWERS

Optional hardwood veneer plywood drawers feature banded top and bottom edges for smoothness. Drawers are dowel joint construction with a UV cured finish over maple veneers, plus a lifetime free replacement guarantee.

RANDOM LOCKS & KEYING (STANDARD)

Locks are standard on all storage units below the worksurface. Random lock cores are installed at the factory. Some units may be shipped with the same key number. Locks are Silver, Black or Bronze and match pull finish unless specified.

- SRK: Random Silver Random Key - n/c
- BRK: Random Black Random Key - n/c
- ZRK: Random Bronze Random Key - n/c

FIELD INSTALLED LOCKS & KEYING (OPTION)

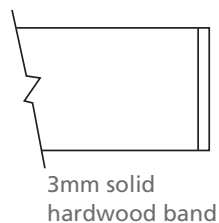
Field installed lock option can be selected, each unit is shipped with an empty lock cylinder. A separate line item must be ordered to receive the numbered lock cores for field installation. Field installed locks are available at no additional charge. Specify Silver or Black Locks.

- SFK: Field Installed Silver Random Key - n/c
- BFK: Field Installed Black Random Key - n/c
- ZFK: Field Installed Bronze Random Key - n/c

STANDARD PROFILE

Flat Edge

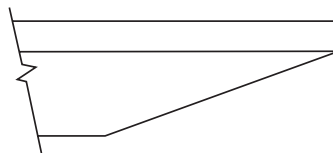
Hardwood Rim Band Species Same As Surface Veneer



RIFT PROFILE

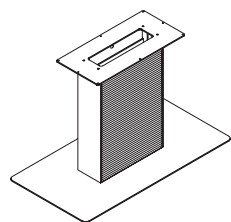
Rift Profile - Only Available on Table Desk where option is shown

Hardwood Rim Band Species Same As Surface Veneer



BASES

Column Bases



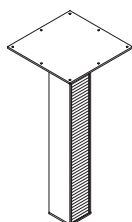
Available as sit/stand lift
version on specific units

6" steel end panels

Removeable wood panel
inserts both sides

Steel platform base with
floor compression stabilizer

Post Leg

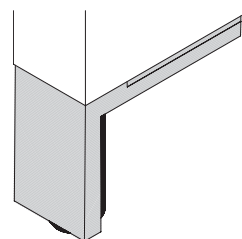


Steel H column
4" x 4"

Wood panel
insert two sides

Floor levelers

Cabinet Leg




3"H x 1-1/2"W

Cast metal leg


Legs available
on credenzas,
benches and towers

PULLS/KNOBS

Factory Installed



PL-300 Matte Chrome
PL-301 Matte Chrome
PL-302 White
PL-303 White



PL-304 Matte Chrome
PL-305 Matte Chrome
PL-306 White
PL-307 White



OPTIONAL WIRE MANAGEMENT GROMMETS

Factory Installed

When grommets are specified or standard in a unit, DARRAN provides wire channels under the surface for organization and management of all communication wires and cords.

Grommets (Standard Location)

Specify Color and Left/Right/Center - \$45 ea.


- Black: TM30-R (Right), TM30-L (Left), TM30-C (Center)
- Silver: TM31-R (Right), TM31-L (Left), TM31-C (Center)
- White: TM34-R (Right), TM34-L (Left), TM34-C (Center)

Grommets (Non-Standard Location)

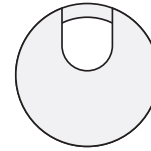
Provide drawing w/ Grommet Location and Specify Color - \$90 ea.

- Black: TM30-NS
- Silver: TM31-NS
- White: TM34-NS

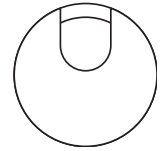
TM30
Black
1-5/8" Dia.



TM31
Silver
1-5/8" Dia.



TM34
White
1-5/8" Dia.



TM50
Black
1-5/8" Dia.


**GROMMETS (VERTICAL SURFACE)**

Standard Location - \$45 ea.

- Black Plastic Vertical Surface: TM50-C (Bottom Center)

Non-Standard Location - \$90 ea.

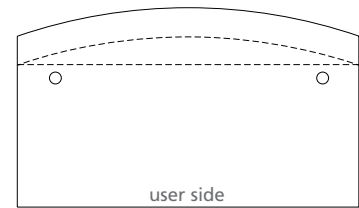
- Black Plastic Vertical Surface: TM50-NS

STANDARD GROMMET LOCATION REFERENCE**Desk**

Specify Right or Left Grommet

**6" Overhang Desk**

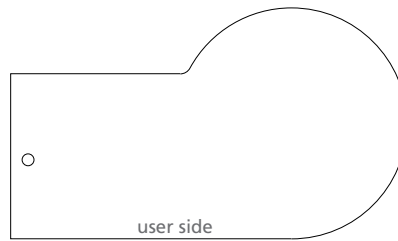
Specify Right or Left Grommet

**6" /12" Bow Front Desk**

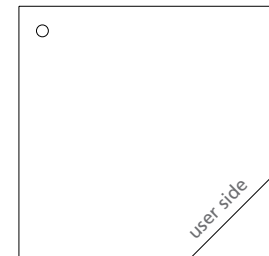
Specify Right or Left Grommet

**Bullet Conference Desk (Right Post)**

Center Grommet

**P Conference Desk (Right Post)**


Center Grommet

**Corner**

Center Grommet

**Bridge**

Center Grommet

**Return (Left Pedestal Shown)**

Right Pedestal - Left Grommet

Left Pedestal - Right Grommet

GANGING – FLUSH CUT MODIFICATION

30" H Casegood Worksurface & Base Ganging Modifications

To gang two casegood units, each unit end to be ganged must be flush cut modified for gapless surfaces and cabinet chassis.

Order Option:

- FC-B: Flush Unit Both Sides(Facing) for Ganging - \$95
- FC-L: Flush Unit Left (Facing) for Ganging - \$95
- FC-R: Flush Unit Right (Facing) for Ganging - \$95

Flush cut modification per unit includes all modifications to gang to one end or both ends when units are ganged. Modification includes tops, base and molding. Modification reduces width size approximately 1" per end.

Overhead consoles and towers are offered freestanding and ganging – inclusive of flush cut modifications.

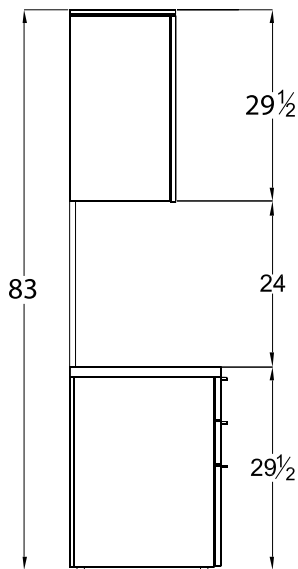
Example:

RFT4222CA104W Two Drawer Lateral File (Left) Flush Cut Right – FC-R...\$95

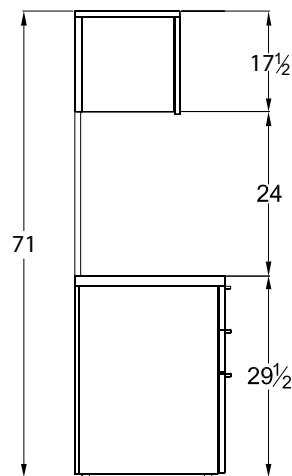
RFT8422CA054W Kneespace Credenza (Right) Flush Cut Left – FC-L...\$95



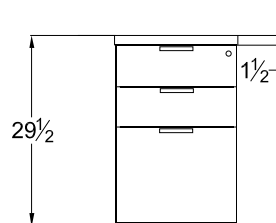
HEIGHT REFERENCE



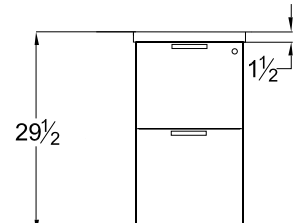
Typical Double Height Side Profile Wall Hung Overhead



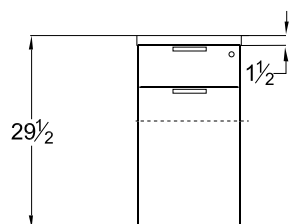
Typical Single Height Side Profile Wall Hung Overhead



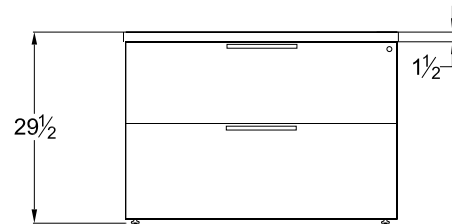
Pedestal Front Profile Box/Box/File



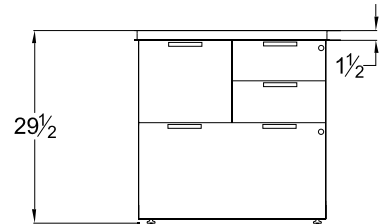
Pedestal Front Profile File/File



Pedestal Front Profile File/File

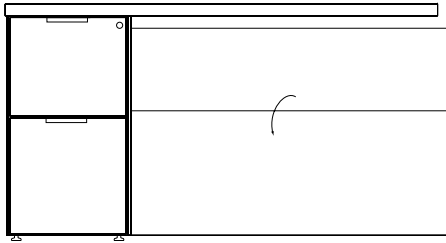


Pedestal Front Profile Lateral File



Pedestal Front Profile Multi-File


MODESTY REFERENCE



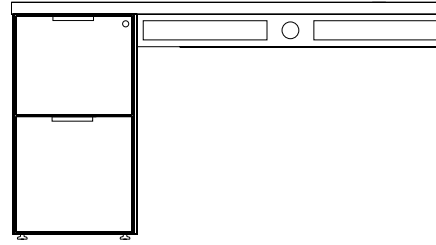
Top View



M34
Drop Door Tech Modesty



M37
Fixed Full Modesty




M51
Open Back Modesty with 4" Wire Management Rail


GRAIN DIRECTION



Desk




Runoff Desk



Bridge



Credenza



Return


INTERIOR DRAWER DIMENSIONS

UNIT DEPTH	DRAWER TYPE	OVERALL DIMENSIONS			INTERIOR DRAWER DIMENSIONS			NOTES
		W	D	H	W	D	H	
10" W	30" Box	7-1/2	19-11/16	4	6-1/2	18-11/16	3-7/16	60" x 30" Workstation Desk
	30" File	7-1/2	19-11/16	9-13/16	6-1/2	18-11/16	9-5/16	60" x 30" Workstation Desk
15-5/8" Letter	30" Box	13-1/8	19-11/16	4	12-1/8	18-11/16	3-7/16	Units less than 72"
	30" File	13-1/8	19-11/16	9-13/16	12-1/8	18-11/16	9-5/16	Units less than 72"
	22" Box	13-1/8	16-1/16	4	12-1/8	15-1/16	3-7/16	Units less than 72"
	22" File	13-1/8	16-1/16	9-13/16	12-1/8	15-1/16	9-5/16	Units less than 72"
	36" Box	16-1/6	19-11/16	4	12-1/8	18-11/16	3-7/16	Units 72" & above
18-9/16" Legal	36" File	16-1/6	19-11/16	9-13/16	12-1/8	18-11/16	9-5/16	Units 72" & above
	30" Box	16-1/6	19-11/16	4	12-1/8	18-11/16	3-7/16	Units 72" & above
	30" File	16-1/6	19-11/16	9-13/16	12-1/8	18-11/16	9-5/16	Units 72" & above
	22" Box	16-1/6	16-1/16	4	12-1/8	15-1/16	3-7/16	Units less than 72"
	22" File	16-1/6	16-1/16	9-13/16	12-1/8	15-1/16	9-5/16	Units less than 72"
	30" Lateral	27-1/2	16-1/16	4	25-1/2	15-1/16	9-5/16	Workstation Credenzas less than 82"
	22" File	26-1/2	16-1/16	9-13/16	25-1/2	15-1/16	9-5/16	Workstation Credenzas less than 82"
36" Lateral	22" Box	33-1/2	16-1/16	4	32-1/2	15-1/16	3-7/16	Workstation Credenzas over 83"
	22" File	33-1/2	16-1/16	9-13/16	32-1/2	15-1/16	9-5/16	Workstation Credenzas over 83"
42" Lateral	22" Box	39-1/2	16-1/16	9-13/16	38-1/2	15-1/16	9-5/16	


FILING REFERENCE

FILING FOR 24" DEPTH UNITS

13" Wide File Drawer - 16" Deep



Letter Front to Back



Legal Side to Side
with File Rail

FILING FOR 30" & 36" DEPTH UNITS

13" Wide File Drawer - 20" Deep




Letter Front to Back


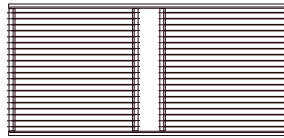
Legal Side to Side
with File RailLetter Side to Side
with File Rail

29" LATERAL FILE DRAWER

26-1/2" Wide File Drawer - 16-1/16" Deep




Legal Side to Side

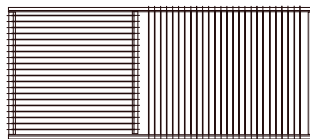
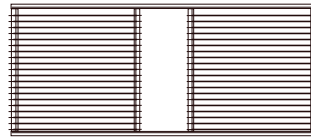
Legal Side to Side
Letter Front to Back
with File RailLetter Front to Back
with File Rail

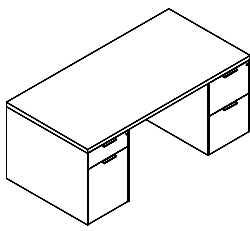
35" LATERAL FILE DRAWER

32-1/2" Wide File Drawer - 16-1/16" Deep

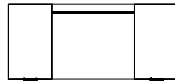


Legal Side to Side

Legal Side to Side
Letter Front to Back
with File RailLetter Front to Back
with File Rail



Top View

**BREAKFRONT CHASSIS****STANDARD FEATURES**

- 1 - 1/2" Thick work surface
- Box/Hidden Box/File pedestal and File/File pedestal
- Locking drawers
- Fronts and approach panels are recessed leaving 3/8" "thin" profile
- Soft close suspension drawer(s)
- Solid lumber core banded end panels

- 6" Recessed Modesty

NOTES[CLICK HERE TO VIEW PRODUCT INDEX](#)**1 SELECT A STYLE**

DIMENSIONS		STYLE NUMBER		LIST PRICE	STYLE NUMBER		LIST PRICE	STYLE NUMBER		LIST PRICE
W" x D" x H"	WGT	"W" Veneer	Veneer Top Veneer Chassis		"G" HPL	High Pressure Laminate Top Veneer Chassis		"M" TFL	Thermally Fused Laminate Top Thermally Fused Laminate Chassis	
Legal Width Double Letter Filing										
84 x 36 x 29.5	360	RFT8436DD000W		4307	"G" Option N/A			"M" Option N/A		
72 x 36 x 29.5	325	RFT7236DD000W		4017	"G" Option N/A			"M" Option N/A		
Letter Width Legal / Letter Filing										
66 x 30 x 29.5	295	RFT6630DD000W		3773	"G" Option N/A			"M" Option N/A		
60 x 30 x 29.5	275	RFT6030DD000W		3637	"G" Option N/A			"M" Option N/A		

2 SELECT A FINISH

"W" Veneer	"G" HPL	"M" TFL	
TBCO	-	-	Baby's Cheek +10%
TBSW	-	-	Brown Sugar
TFSO	-	-	Fifty Shades +10%
TFBO	-	-	Fun Blonde +10%
TFBW	-	-	French Bordeaux
TLLW	-	-	Luscious Lager
TOBW	-	-	Organic Brown
WWP	-	-	Designer White

3 SELECT AN EDGE

Flat 3 mm

5 OPTIONS**ACCESSORIES**

- K1R: Center Drawer - \$275
- K28: Articulating Keyboard w/ Mouse - \$375

GROMMET (STANDARD LOCATION)

Specify Color and Location Right/Left - \$45 ea.

- Black: TM30-R (Right), TM30-L (Left)
- Silver: TM31-R (Right), TM31-L (Left)
- White: TM34-R (Right), TM34-L (Left)

GROMMETS (NON-STANDARD LOCATION)

Provide drawing w/ Grommet Location and Specify Color - \$90 ea.

- TM30-NS: Black Specify Location
- TM31-NS: Silver Specify Location
- TM34-NS: White Specify Location

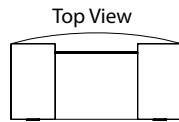
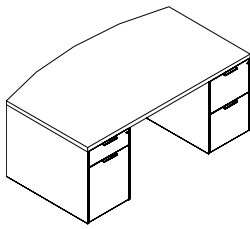
4 SELECT HARDWARE

FOR BOX OR FILE:
PL-300 Matte Chrome
FOR LATERALS:
PL-301 Matte Chrome

FOR BOX OR FILE:
PL-304 Matte Chrome
FOR LATERALS:
PL-305 Matte Chrome

FOR BOX OR FILE:
PL-302 White
FOR LATERALS:
PL-303 White

FOR BOX OR FILE:
PL-306 White
FOR LATERALS:
PL-307 White

**BOWFRONT TOP BREAKFRONT CHASSIS****STANDARD FEATURES**

- 1 - 1/2" Thick work surface
- Box/Hidden Box/File pedestal and File/File pedestal
- Locking drawers
- Fronts and approach panels are recessed leaving 3/8" "thin" profile
- Soft close suspension drawer(s)
- Solid lumber core banded end panels

- 12" Recessed Modesty

NOTES[CLICK HERE TO VIEW PRODUCT INDEX](#)**1****SELECT A STYLE**

DIMENSIONS		STYLE NUMBER		LIST PRICE	STYLE NUMBER		LIST PRICE	STYLE NUMBER		LIST PRICE
W" x D" x H"	WGT	"W" Veneer	Veneer Top Veneer Chassis		"G" HPL	High Pressure Laminate Top Veneer Chassis		"M" TFL	Thermally Fused Laminate Top Thermally Fused Laminate Chassis	
Legal Width Double Letter Filing										
84 x 30/36 x 29.5	360	RFT8436DD006W		4642	"G" Option N/A			"M" Option N/A		
72 x 30/36 x 29.5	330	RFT7236DD006W		4554	"G" Option N/A			"M" Option N/A		
66 x 30/36 x 29.5	325	RFT6636DD006W		4344	"G" Option N/A			"M" Option N/A		
60 x 30/36 x 29.5	275	RFT6036DD006W		4232	"G" Option N/A			"M" Option N/A		

2**SELECT A FINISH**

"W" Veneer	"G" HPL	"M" TFL	
TBCO	-	-	Baby's Cheek +10%
TBSW	-	-	Brown Sugar
TFSO	-	-	Fifty Shades +10%
TFBO	-	-	Fun Blonde +10%
TFBW	-	-	French Bordeaux
TLLW	-	-	Luscious Lager
TOBW	-	-	Organic Brown
WWP	-	-	Designer White

3**SELECT AN EDGE**

Flat 3 mm

5**OPTIONS****ACCESSORIES**

- K1R: Center Drawer - \$275
- K28: Articulating Keyboard w/ Mouse - \$375

GROMMET (STANDARD LOCATION)

Specify Color and Location Right/Left - \$45 ea.

- Black: TM30-R (Right), TM30-L (Left)
- Silver: TM31-R (Right), TM31-L (Left)
- White: TM34-R (Right), TM34-L (Left)

GROMMETS (NON-STANDARD LOCATION)

Provide drawing w/ Grommet Location and Specify Color - \$90 ea.

- TM30-NS: Black Specify Location
- TM31-NS: Silver Specify Location
- TM34-NS: White Specify Location

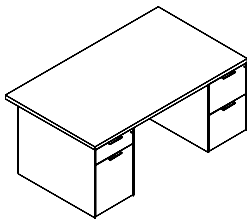
4**SELECT HARDWARE**

FOR BOX OR FILE:
PL-300 Matte Chrome
FOR LATERALS:
PL-301 Matte Chrome

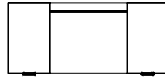
FOR BOX OR FILE:
PL-304 Matte Chrome
FOR LATERALS:
PL-305 Matte Chrome

FOR BOX OR FILE:
PL-302 White
FOR LATERALS:
PL-303 White

FOR BOX OR FILE:
PL-306 White
FOR LATERALS:
PL-307 White



Top View

**OVERHANG/FLUSH CHASSIS****STANDARD FEATURES**

- 1 - 1/2" Thick work surface
- Box/Hidden Box/File pedestals
- Locking drawers
- Fronts and approach panels are recessed leaving 3/8" "thin" profile
- Soft close suspension drawer(s)
- Solid lumber core banded end panels

NOTES

- 6" Overhang

[CLICK HERE TO VIEW PRODUCT INDEX](#)
1**SELECT A STYLE**

DIMENSIONS		STYLE NUMBER		LIST PRICE	STYLE NUMBER		LIST PRICE	STYLE NUMBER		LIST PRICE
W" x D" x H"	WGT	"W" Veneer	Veneer Top Veneer Chassis		"G" HPL	High Pressure Laminate Top Veneer Chassis		"M" TFL	Thermally Fused Laminate Top Thermally Fused Laminate Chassis	
Legal Width Double Letter Filing										
84 x 36 x 29.5	310	RFT8436DD032W		4135	"G" Option N/A			"M" Option N/A		
72 x 36 x 29.5	275	RFT7236DD032W		3951	"G" Option N/A			"M" Option N/A		
66 x 36 x 29.5	255	RFT6636DD032W		3738	"G" Option N/A			"M" Option N/A		
60 x 36 x 29.5	235	RFT6036DD032W		3623	"G" Option N/A			"M" Option N/A		

2**SELECT A FINISH**

"W" Veneer	"G" HPL	"M" TFL	
TBCO	-	-	Baby's Cheek +10%
TBSW	-	-	Brown Sugar
TFSO	-	-	Fifty Shades +10%
TFBO	-	-	Fun Blonde +10%
TFBW	-	-	French Bordeaux
TLLW	-	-	Luscious Lager
TOBW	-	-	Organic Brown
WWP	-	-	Designer White

3**SELECT AN EDGE**

Flat 3 mm

5**OPTIONS****ACCESSORIES**

- K1R: Center Drawer - \$275
- K28: Articulating Keyboard w/ Mouse - \$375

GROMMET (STANDARD LOCATION)

Specify Color and Location Right/Left - \$45 ea.

- Black: TM30-R (Right), TM30-L (Left)
- Silver: TM31-R (Right), TM31-L (Left)
- White: TM34-R (Right), TM34-L (Left)

GROMMETS (NON-STANDARD LOCATION)

Provide drawing w/ Grommet Location and Specify Color - \$90 ea.

- TM30-NS: Black Specify Location
- TM31-NS: Silver Specify Location
- TM34-NS: White Specify Location

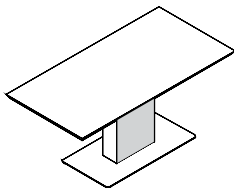
4**SELECT HARDWARE**

FOR BOX OR FILE:
PL-300 Matte Chrome
FOR LATERALS:
PL-301 Matte Chrome

FOR BOX OR FILE:
PL-304 Matte Chrome
FOR LATERALS:
PL-305 Matte Chrome

FOR BOX OR FILE:
PL-302 White
FOR LATERALS:
PL-303 White

FOR BOX OR FILE:
PL-306 White
FOR LATERALS:
PL-307 White

**RECTANGLE TABLE DESK WITH COLUMN BASE****STANDARD FEATURES**

- 1 - 1/2" Thick work surface
- Beveled Rift edge standard
- Steel column with accent wood panel insert offset for increased kneespace area
- Steel platform with self-leveling cushion bottom

NOTES

- Optional height adjustment. See options.

[CLICK HERE TO VIEW PRODUCT INDEX](#)

1 SELECT A STYLE

DIMENSIONS		STYLE NUMBER		LIST PRICE	STYLE NUMBER		LIST PRICE	STYLE NUMBER		LIST PRICE
W" x D" x H"	WGT	"W" Veneer	Veneer Top Veneer Chassis		"G" HPL	High Pressure Laminate Top Veneer Chassis		"M" TFL	Thermally Fused Laminate Top Thermally Fused Laminate Chassis	
72 x 36 x 29.5	210	RFT7236DT090W		4011	"G" Option N/A			"M" Option N/A		
66 x 36 x 29.5	200	RFT6636DT090W		3822	"G" Option N/A			"M" Option N/A		
54 x 30 x 29.5	190	RFT5430DT090W		3618	"G" Option N/A			"M" Option N/A		

2 SELECT A FINISH

"W" Veneer	"G" HPL	"M" TFL	
TBCO	-	-	Baby's Cheek +10%
TBSW	-	-	Brown Sugar
TF50	-	-	Fifty Shades +10%
TFBO	-	-	Fun Blonde +10%
TFBW	-	-	French Bordeaux
TLLW	-	-	Luscious Lager
TOBW	-	-	Organic Brown
WWP	-	-	Designer White

3 SELECT AN EDGE



5 OPTIONS

HEIGHT ADJUSTABLE LIFT

- LFT00: Electric Operate Sit/Stand Lift Height Adjustable Lift (Adjusts from 29"-49") - \$2020

GROMMET (STANDARD LOCATION)

Specify Color and Location Right/Left - \$45 ea.

- Black: TM30-R (Right), TM30-L (Left)
- Silver: TM31-R (Right), TM31-L (Left)
- White: TM34-R (Right), TM34-L (Left)

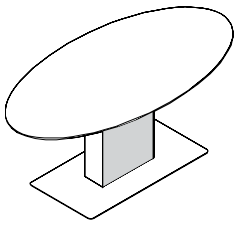
GROMMETS (NON-STANDARD LOCATION)

Provide drawing w/ Grommet Location and Specify Color - \$90 ea.

- TM30-NS: Black Specify Location
- TM31-NS: Silver Specify Location
- TM34-NS: White Specify Location

4 SELECT HARDWARE

Hardware
Option Not
Available

**OVAL TABLE DESK WITH COLUMN****STANDARD FEATURES**

- 1 - 1/2" Thick work surface
- Beveled Rift edge standard
- Steel column with accent wood panel insert offset for increased kneespace area
- Steel platform with self-leveling cushion bottom

NOTES

- Optional height adjustment. See options.

[CLICK HERE TO VIEW PRODUCT INDEX](#)

1 SELECT A STYLE

DIMENSIONS		STYLE NUMBER		LIST PRICE	STYLE NUMBER		LIST PRICE	STYLE NUMBER		LIST PRICE
W" x D" x H"	WGT	"W" Veneer	Veneer Top Veneer Chassis		"G" HPL	High Pressure Laminate Top Veneer Chassis		"M" TFL	Thermally Fused Laminate Top Thermally Fused Laminate Chassis	
72 x 36 x 29.5	200	RFT7236DT091W		4011	"G" Option N/A			"M" Option N/A		
66 x 36 x 29.5	190	RFT6636DT091W		3822	"G" Option N/A			"M" Option N/A		
54 x 30 x 29.5	180	RFT5430DT091W		3618	"G" Option N/A			"M" Option N/A		

2 SELECT A FINISH

"W" Veneer	"G" HPL	"M" TFL	
TBCO	-	-	Baby's Cheek +10%
TBSW	-	-	Brown Sugar
TFSO	-	-	Fifty Shades +10%
TFBO	-	-	Fun Blonde +10%
TFBW	-	-	French Bordeaux
TLLW	-	-	Luscious Lager
TOBW	-	-	Organic Brown
WWP	-	-	Designer White

3 SELECT AN EDGE



5 OPTIONS

HEIGHT ADJUSTABLE LIFT

- LFT00: Electric Operate Sit/Stand Lift Height Adjustable Lift (Adjusts from 29"-49") - \$2020

GROMMET (STANDARD LOCATION)

Specify Color and Location Right/Left - \$45 ea.

- Black: TM30-R (Right), TM30-L (Left)
- Silver: TM31-R (Right), TM31-L (Left)
- White: TM34-R (Right), TM34-L (Left)

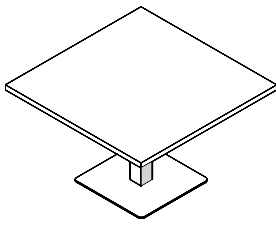
GROMMETS (NON-STANDARD LOCATION)

Provide drawing w/ Grommet Location and Specify Color - \$90 ea.

- TM30-NS: Black Specify Location
- TM31-NS: Silver Specify Location
- TM34-NS: White Specify Location

4 SELECT HARDWARE

Hardware
Option Not
Available

**SQUARE CONFERENCE TABLE WITH COLUMN****STANDARD FEATURES**

- 1 - 1/2" Thick work surface
- 4" x 4" Steel column with accent wood panel insert centered under top
- Flat edge standard
- Steel platform with self-leveling cushion bottom

[CLICK HERE TO VIEW PRODUCT INDEX](#)

1 SELECT A STYLE

DIMENSIONS		STYLE NUMBER		LIST PRICE	STYLE NUMBER		LIST PRICE	STYLE NUMBER		LIST PRICE
W" x D" x H"	WGT	"W" Veneer	Veneer Top Veneer Chassis		"G" HPL	High Pressure Laminate Top Veneer Chassis		"M" TFL	Thermally Fused Laminate Top Thermally Fused Laminate Chassis	
48 x 48 x 29.5	160	RFT4848DT088W		2550	"G" Option N/A			"M" Option N/A		
42 x 42 x 29.5	150	RFT4242DT088W		2454	"G" Option N/A			"M" Option N/A		
36 x 36 x 29.5	140	RFT3636DT088W		2376	"G" Option N/A			"M" Option N/A		
30 x 30 x 29.5	135	RFT3030DT088W		2275	"G" Option N/A			"M" Option N/A		

2 SELECT A FINISH

"W" Veneer	"G" HPL	"M" TFL	
TBCO	-	-	Baby's Cheek +10%
TBSW	-	-	Brown Sugar
TFSO	-	-	Fifty Shades +10%
TFBO	-	-	Fun Blonde +10%
TFBW	-	-	French Bordeaux
TLLW	-	-	Luscious Lager
TOBW	-	-	Organic Brown
WWP	-	-	Designer White

3 SELECT AN EDGE



Flat 3 mm (Standard)

5 OPTIONS

GROMMET (STANDARD LOCATION)

Specify Color and Location Right/Left - \$45 ea.

- Black: TM30-R (Right), TM30-L (Left)
- Silver: TM31-R (Right), TM31-L (Left)
- White: TM34-R (Right), TM34-L (Left)

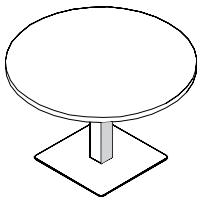
GROMMETS (NON-STANDARD LOCATION)

Provide drawing w/ Grommet Location and Specify Color - \$90 ea.

- TM30-NS: Black Specify Location
- TM31-NS: Silver Specify Location
- TM34-NS: White Specify Location

4 SELECT HARDWARE

Hardware
Option Not
Available

**ROUND CONFERENCE TABLE WITH COLUMN****STANDARD FEATURES**

- 1 - 1/2" Thick work surface
- 4" x 4" Steel column with accent wood panel insert centered under top
- Flat edge standard
- Steel platform with self-leveling cushion bottom

[CLICK HERE TO VIEW PRODUCT INDEX](#)

1 SELECT A STYLE

DIMENSIONS		STYLE NUMBER		LIST PRICE	STYLE NUMBER		LIST PRICE	STYLE NUMBER		LIST PRICE
W" x D" x H"	WGT	"W" Veneer	Veneer Top Veneer Chassis		"G" HPL	High Pressure Laminate Top Veneer Chassis		"M" TFL	Thermally Fused Laminate Top Thermally Fused Laminate Chassis	
48 DIA x 29.5	160	RFT4848DT089W		2550	"G" Option N/A			"M" Option N/A		
42 DIA x 29.5	150	RFT4242DT089W		2454	"G" Option N/A			"M" Option N/A		
36 DIA x 29.5	140	RFT3636DT089W		2376	"G" Option N/A			"M" Option N/A		
30 DIA x 29.5	135	RFT3030DT089W		2275	"G" Option N/A			"M" Option N/A		

2 SELECT A FINISH

"W" Veneer	"G" HPL	"M" TFL	
TBCO	-	-	Baby's Cheek +10%
TBSW	-	-	Brown Sugar
TFSO	-	-	Fifty Shades +10%
TFBO	-	-	Fun Blonde +10%
TFBW	-	-	French Bordeaux
TLLW	-	-	Luscious Lager
TOBW	-	-	Organic Brown
WWP	-	-	Designer White

3 SELECT AN EDGE



Flat 3 mm (Standard)

5 OPTIONS

HEIGHT ADJUSTABLE LIFT

- LFT00: Electric Operate Sit/Stand Lift Height Adjustable Lift (Adjusts from 29"-49") - \$2020

GROMMET (STANDARD LOCATION)

Specify Color and Location Right/Left - \$45 ea.

- Black: TM30-R (Right), TM30-L (Left)
- Silver: TM31-R (Right), TM31-L (Left)
- White: TM34-R (Right), TM34-L (Left)

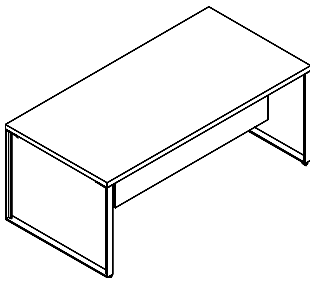
GROMMETS (NON-STANDARD LOCATION)

Provide drawing w/ Grommet Location and Specify Color - \$90 ea.

- TM30-NS: Black Specify Location
- TM31-NS: Silver Specify Location
- TM34-NS: White Specify Location

4 SELECT HARDWARE

Hardware
Option Not
Available

**METAL SLEIGH****STANDARD FEATURES**

- 1 - 1/2" Thick work surface
- Floating 1/2 height modesty panel. Recessed 6"
- Steel sleigh bases

NOTES

- Wood insert end panels available for additional privacy

[CLICK HERE TO VIEW PRODUCT INDEX](#)

1 SELECT A STYLE

DIMENSIONS		STYLE NUMBER		LIST PRICE	STYLE NUMBER		LIST PRICE	STYLE NUMBER		LIST PRICE
W" x D" x H"	WGT	"W" Veneer	Veneer Top Veneer Chassis		"G" HPL	High Pressure Laminate Top Veneer Chassis		"M" TFL	Thermally Fused Laminate Top Thermally Fused Laminate Chassis	
72 x 36 x 29.5	145	RFT7236DT092W		3851	"G" Option N/A			"M" Option N/A		
66 x 30 x 29.5	135	RFT6630DT092W		3686	"G" Option N/A			"M" Option N/A		
60 x 30 x 29.5	125	RFT6030DT092W		3652	"G" Option N/A			"M" Option N/A		

2 SELECT A FINISH

"W" Veneer	"G" HPL	"M" TFL	
TBCO	-	-	Baby's Cheek +10%
TBSW	-	-	Brown Sugar
TFSO	-	-	Fifty Shades +10%
TFBO	-	-	Fun Blonde +10%
TFBW	-	-	French Bordeaux
TLLW	-	-	Luscious Lager
TOBW	-	-	Organic Brown
WWP	-	-	Designer White
METAL FINISHES			
MFS	-	-	Silver
MFW	-	-	White (Premium Finish)

3 SELECT AN EDGE



Flat 3 mm

4 SELECT HARDWARE

Hardware
Option Not
Available

5 OPTIONS

ACCESSORIES

- K1R: Center Drawer - \$275
- K28: Articulating Keyboard w/ Mouse - \$375

GROMMET (STANDARD LOCATION)

Specify Color and Location Right/Left - \$45 ea.

- Black: TM30-R (Right), TM30-L (Left)
- Silver: TM31-R (Right), TM31-L (Left)
- White: TM34-R (Right), TM34-L (Left)

GROMMETS (NON-STANDARD LOCATION)

Provide drawing w/ Grommet Location and Specify Color - \$90 ea.

- TM30-NS: Black Specify Location
- TM31-NS: Silver Specify Location
- TM34-NS: White Specify Location

MODESTY

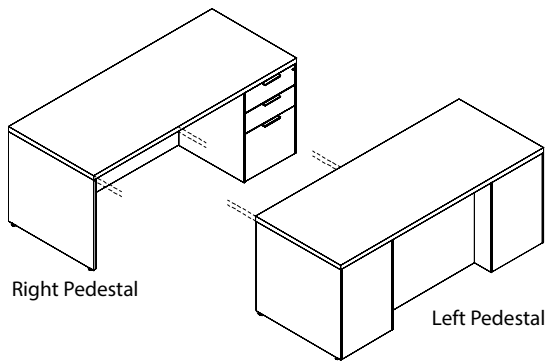
- DM: Delete Modesty - n/c

PREMIUM FINISH OPTION

- MFW: White metal finish - \$95 per base

WOOD INSERT PANEL

- PWIF: Wood Finish Panel - \$325 each
- PWIW: White Paint Panel - \$395 each

**RECTANGLE TOP BREAKFRONT CHASSIS****STANDARD FEATURES**

- 1 - 1/2" Thick work surface
- Box/box/file drawers standard
- Fronts and approach panels are recessed leaving 3/8" "thin" profile
- Soft close suspension drawer(s)
- Solid lumber core banded end panels

box/file

- Metal legs not available on Workstation Desks

NOTES

- 6" recessed modesty
- *60 x 30 Breakfront features mini (10" W) box/

[CLICK HERE TO VIEW PRODUCT INDEX](#)**1****SELECT A STYLE**

DIMENSIONS		STYLE NUMBER		LIST PRICE	STYLE NUMBER		LIST PRICE	STYLE NUMBER		LIST PRICE
		"W" Veneer	Veneer Top Veneer Chassis		"G" HPL	High Pressure Laminate Top Veneer Chassis		"M" TFL	Thermally Fused Laminate Top Thermally Fused Laminate Chassis	
W" x D" x H" WGT										
Left Pedestal										
84 x 36 x 29.5	320	RFT8436DS009W		3947	"G" Option N/A			"M" Option N/A		
72 x 36 x 29.5	290	RFT7236DS009W		3611	"G" Option N/A			"M" Option N/A		
72 x 30 x 29.5	265	RFT7230DS009W		3484	"G" Option N/A			"M" Option N/A		
66 x 30 x 29.5	240	RFT6630DS009W		3357	"G" Option N/A			"M" Option N/A		
Right Pedestal										
84 x 36 x 29.5	320	RFT8436DS010W		3947	"G" Option N/A			"M" Option N/A		
72 x 36 x 29.5	290	RFT7236DS010W		3611	"G" Option N/A			"M" Option N/A		
72 x 30 x 29.5	265	RFT7230DS010W		3484	"G" Option N/A			"M" Option N/A		
66 x 30 x 29.5	240	RFT6630DS010W		3357	"G" Option N/A			"M" Option N/A		

2**SELECT A FINISH**

"W" Veneer	"G" HPL	"M" TFL	
TBCO	-	-	Baby's Cheek +10%
TBSW	-	-	Brown Sugar
TFSO	-	-	Fifty Shades +10%
TFBO	-	-	Fun Blonde +10%
TFBW	-	-	French Bordeaux
TLLW	-	-	Luscious Lager
TOBW	-	-	Organic Brown
WWP	-	-	Designer White

3**SELECT AN EDGE****5****OPTIONS****ACCESSORIES**

- K1R: Center Drawer - \$275
- K28: Articulating Keyboard w/ Mouse - \$375

DRAWER

- P6: Modify Box/Box/File to File/File - \$50 per pedestal
- WPD3061: Full fill designer white - \$75 per pedestal

GROMMET (STANDARD LOCATION)

Specify Color and Location Right/Left - \$45 ea.

- Black: TM30-R (Right), TM30-L (Left)
- Silver: TM31-R (Right), TM31-L (Left)
- White: TM34-R (Right), TM34-L (Left)

GROMMETS (NON-STANDARD LOCATION)

Provide drawing w/ Grommet Location and Specify Color - \$90 ea.

- TM30-NS: Black Specify Location
- TM31-NS: Silver Specify Location
- TM34-NS: White Specify Location

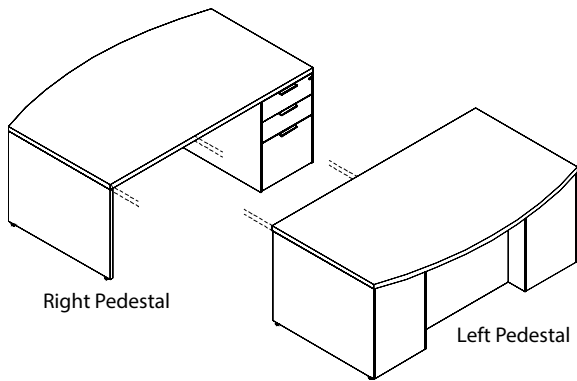
4**SELECT HARDWARE**

FOR BOX OR FILE:
PL-300 Matte Chrome
FOR LATERALS:
PL-301 Matte Chrome

FOR BOX OR FILE:
PL-304 Matte Chrome
FOR LATERALS:
PL-305 Matte Chrome

FOR BOX OR FILE:
PL-302 White
FOR LATERALS:
PL-303 White

FOR BOX OR FILE:
PL-306 White
FOR LATERALS:
PL-307 White

**BOWFRONT TOP BREAKFRONT CHASSIS****STANDARD FEATURES**

- 1 - 1/2" Thick work surface
- Box/box/file drawers standard
- Fronts and approach panels are recessed leaving 3/8" "thin" profile
- Soft close suspension drawer(s)
- Solid lumber core banded end panels

NOTES

- 12" recessed modesty
- Metal legs not available on Workstation Desks

[CLICK HERE TO VIEW PRODUCT INDEX](#)
1 SELECT A STYLE

DIMENSIONS		STYLE NUMBER		LIST PRICE	STYLE NUMBER		LIST PRICE	STYLE NUMBER		LIST PRICE
W" x D" x H"	WGT	"W" Veneer	Veneer Top Veneer Chassis		"G" HPL	High Pressure Laminate Top Veneer Chassis		"M" TFL	Thermally Fused Laminate Top Thermally Fused Laminate Chassis	
Left Pedestal										
84 x 36/42 x 29.5	340	RFT8442DS017W		4184	"G" Option N/A			"M" Option N/A		
72 x 36/42 x 29.5	310	RFT7242DS017W		4056	"G" Option N/A			"M" Option N/A		
66 x 30/36 x 29.5	270	RFT6636DS017W		3926	"G" Option N/A			"M" Option N/A		
Right Pedestal										
84 x 36/42 x 29.5	340	RFT8442DS018W		4184	"G" Option N/A			"M" Option N/A		
72 x 36/42 x 29.5	310	RFT7242DS018W		4056	"G" Option N/A			"M" Option N/A		
66 x 30/36 x 29.5	270	RFT6636DS018W		3926	"G" Option N/A			"M" Option N/A		

2 SELECT A FINISH

"W" Veneer	"G" HPL	"M" TFL	
TBCO	-	-	Baby's Cheek +10%
TBSW	-	-	Brown Sugar
TFSO	-	-	Fifty Shades +10%
TFBO	-	-	Fun Blonde +10%
TFBW	-	-	French Bordeaux
TLLW	-	-	Luscious Lager
TOBW	-	-	Organic Brown
WWP	-	-	Designer White

3 SELECT AN EDGE

Flat 3 mm

5 OPTIONS**ACCESSORIES**

- K1R: Center Drawer - \$275
- K28: Articulating Keyboard w/ Mouse - \$375

DRAWER

- P6: Modify Box/Box/File to File/File - \$50 per pedestal
- WPD3061: Full fill designer white - \$75 per pedestal

GROMMET (STANDARD LOCATION)

Specify Color and Location Right/Left - \$45 ea.

- Black: TM30-R (Right), TM30-L (Left)
- Silver: TM31-R (Right), TM31-L (Left)
- White: TM34-R (Right), TM34-L (Left)

GROMMETS (NON-STANDARD LOCATION)

Provide drawing w/ Grommet Location and Specify Color - \$90 ea.

- TM30-NS: Black Specify Location
- TM31-NS: Silver Specify Location
- TM34-NS: White Specify Location

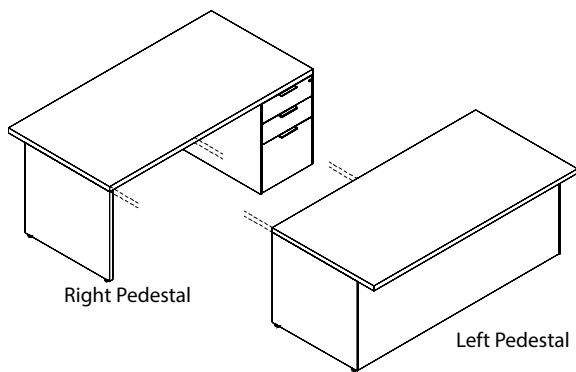
4 SELECT HARDWARE

FOR BOX OR FILE:
PL-300 Matte Chrome
FOR LATERALS:
PL-301 Matte Chrome

FOR BOX OR FILE:
PL-304 Matte Chrome
FOR LATERALS:
PL-305 Matte Chrome

FOR BOX OR FILE:
PL-302 White
FOR LATERALS:
PL-303 White

FOR BOX OR FILE:
PL-306 White
FOR LATERALS:
PL-307 White

**RECTANGLE OVERHANG TOP FLUSH CHASSIS****STANDARD FEATURES**

- 1 - 1/2" Thick work surface
- Box/box/file drawers standard
- Flush front modesty
- Fronts and approach panels are recessed leaving 3/8" "thin" profile
- Soft close suspension drawer(s)
- Solid lumber core banded end panels

- Metal legs not available on Workstation Desks

NOTES

- 12" overhang

[CLICK HERE TO VIEW PRODUCT INDEX](#)**1****SELECT A STYLE**

DIMENSIONS		STYLE NUMBER		LIST PRICE	STYLE NUMBER		LIST PRICE	STYLE NUMBER		LIST PRICE
W" x D" x H"	WGT	"W" Veneer	Veneer Top Veneer Chassis		"G" HPL	High Pressure Laminate Top Veneer Chassis		"M" TFL	Thermally Fused Laminate Top Thermally Fused Laminate Chassis	
Left Pedestal										
84 x 36 x 29.5	340	RFT8436DS640W		3677	"G" Option N/A			"M" Option N/A		
72 x 36 x 29.5	310	RFT7236DS640W		3558	"G" Option N/A			"M" Option N/A		
66 x 36 x 29.5	270	RFT6636DS640W		3341	"G" Option N/A			"M" Option N/A		
Right Pedestal										
84 x 36 x 29.5	340	RFT8436DS639W		3677	"G" Option N/A			"M" Option N/A		
72 x 36 x 29.5	310	RFT7236DS639W		3558	"G" Option N/A			"M" Option N/A		
66 x 36 x 29.5	270	RFT6636DS639W		3341	"G" Option N/A			"M" Option N/A		

2**SELECT A FINISH**

"W" Veneer	"G" HPL	"M" TFL	
TBCO	-	-	Baby's Cheek +10%
TBSW	-	-	Brown Sugar
TFSO	-	-	Fifty Shades +10%
TFBO	-	-	Fun Blonde +10%
TFBW	-	-	French Bordeaux
TLLW	-	-	Luscious Lager
TOBW	-	-	Organic Brown
WWP	-	-	Designer White

3**SELECT AN EDGE****5****OPTIONS****ACCESSORIES**

- K1R: Center Drawer - \$275
- K28: Articulating Keyboard w/ Mouse - \$375

DRAWER

- P6: Modify Box/Box/File to File/File - \$50 per pedestal
- WPD3061: Full fill designer white - \$75 per pedestal

GROMMET (STANDARD LOCATION)

Specify Color and Location Right/Left - \$45 ea.

- Black: TM30-R (Right), TM30-L (Left)
- Silver: TM31-R (Right), TM31-L (Left)
- White: TM34-R (Right), TM34-L (Left)

GROMMETS (NON-STANDARD LOCATION)

Provide drawing w/ Grommet Location and Specify Color - \$90 ea.

- TM30-NS: Black Specify Location
- TM31-NS: Silver Specify Location
- TM34-NS: White Specify Location

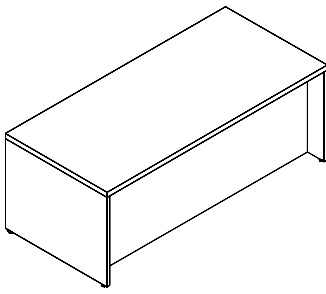
4**SELECT HARDWARE**

FOR BOX OR FILE:
PL-300 Matte Chrome
FOR LATERALS:
PL-301 Matte Chrome

FOR BOX OR FILE:
PL-304 Matte Chrome
FOR LATERALS:
PL-305 Matte Chrome

FOR BOX OR FILE:
PL-302 White
FOR LATERALS:
PL-303 White

FOR BOX OR FILE:
PL-306 White
FOR LATERALS:
PL-307 White

**WOOD PANEL END****STANDARD FEATURES**

- 1 - 1/2" Thick work surface
- Fronts and approach panels are recessed leaving 3/8" "thin" profile

NOTES

- Pedestals not standard. See Mobile Pedestals.
- 6" Recessed Modesty

[CLICK HERE TO VIEW PRODUCT INDEX](#)

1 SELECT A STYLE

DIMENSIONS		STYLE NUMBER		LIST PRICE	STYLE NUMBER		LIST PRICE	STYLE NUMBER		LIST PRICE
W" x D" x H"	WGT	"W" Veneer	Veneer Top Veneer Chassis		"G" HPL	High Pressure Laminate Top Veneer Chassis		"M" TFL	Thermally Fused Laminate Top Thermally Fused Laminate Chassis	
78 x 36 x 29.5	220	RFT7836DT093W		3247	"G" Option N/A			"M" Option N/A		
72 x 36 x 29.5	210	RFT7236DT093W		3102	"G" Option N/A			"M" Option N/A		
66 x 30 x 29.5	190	RFT6630DT093W		2944	"G" Option N/A			"M" Option N/A		
60 x 30 x 29.5	175	RFT6030DT093W		2905	"G" Option N/A			"M" Option N/A		

2 SELECT A FINISH

"W" Veneer	"G" HPL	"M" TFL	
TBCO	-	-	Baby's Cheek +10%
TBSW	-	-	Brown Sugar
TFSO	-	-	Fifty Shades +10%
TFBO	-	-	Fun Blonde +10%
TFBW	-	-	French Bordeaux
TLLW	-	-	Luscious Lager
TOBW	-	-	Organic Brown
WWP	-	-	Designer White

3 SELECT AN EDGE



Flat 3 mm

5 OPTIONS

ACCESSORIES

- K1R: Center Drawer - \$275
- K28: Articulating Keyboard w/ Mouse - \$375

GROMMET (STANDARD LOCATION)

Specify Color and Location Right/Left - \$45 ea.

- Black: TM30-R (Right), TM30-L (Left)
- Silver: TM31-R (Right), TM31-L (Left)
- White: TM34-R (Right), TM34-L (Left)

GROMMETS (NON-STANDARD LOCATION)

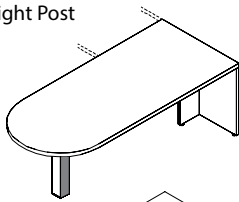
Provide drawing w/ Grommet Location and Specify Color - \$90 ea.

- TM30-NS: Black Specify Location
- TM31-NS: Silver Specify Location
- TM34-NS: White Specify Location

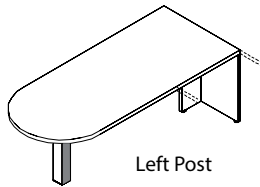
4 SELECT HARDWARE

Hardware
Option Not
Available

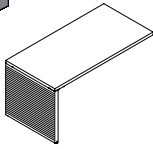
Right Post



Left Post



PWIF Option

**BULLET****STANDARD FEATURES**

- 1 - 1/2" Thick work surface
- 4" Square steel H post with finished wood insert detail

NOTES

- "P" Tops and Bullets are not intended to be freestanding

[CLICK HERE TO VIEW PRODUCT INDEX](#)
1**SELECT A STYLE**

DIMENSIONS		STYLE NUMBER		LIST PRICE	STYLE NUMBER		LIST PRICE	STYLE NUMBER		LIST PRICE
W" x D" x H"	WGT	"W" Veneer	Veneer Top Veneer Chassis		"G" HPL	High Pressure Laminate Top Veneer Chassis		"M" TFL	Thermally Fused Laminate Top Thermally Fused Laminate Chassis	
Left Post										
84 x 36 x 29.5	175	RFT8436DC716W		3513	"G" Option N/A			"M" Option N/A		
72 x 36 x 29.5	160	RFT7236DC716W		3271	"G" Option N/A			"M" Option N/A		
72 x 30 x 29.5	150	RFT7230DC716W		3176	"G" Option N/A			"M" Option N/A		
66 x 30 x 29.5	125	RFT6630DC716W		3088	"G" Option N/A			"M" Option N/A		
60 x 30 x 29.5	110	RFT6030DC716W		3028	"G" Option N/A			"M" Option N/A		
Right Post										
84 x 36 x 29.5	175	RFT8436DC715W		3513	"G" Option N/A			"M" Option N/A		
72 x 36 x 29.5	160	RFT7236DC715W		3271	"G" Option N/A			"M" Option N/A		
72 x 30 x 29.5	150	RFT7230DC715W		3176	"G" Option N/A			"M" Option N/A		
66 x 30 x 29.5	125	RFT6630DC715W		3088	"G" Option N/A			"M" Option N/A		
60 x 30 x 29.5	110	RFT6030DC715W		3028	"G" Option N/A			"M" Option N/A		

2**SELECT A FINISH**

"W" Veneer	"G" HPL	"M" TFL	
TBCO	-	-	Baby's Cheek +10%
TBSW	-	-	Brown Sugar
TFSO	-	-	Fifty Shades +10%
TFBO	-	-	Fun Blonde +10%
TFBW	-	-	French Bordeaux
TLLW	-	-	Luscious Lager
TOBW	-	-	Organic Brown
WWP	-	-	Designer White

METAL FINISHES

MFS	-	-	Silver
MFW	-	-	White (Premium Finish)

3**SELECT AN EDGE**

Flat 3 mm

4**SELECT HARDWARE**

Hardware
Option Not
Available

5**OPTIONS****ACCESSORIES**

- K1R: Center Drawer - \$275
- K2R: Center Drawer w/ Skirt - \$375
- K28: Articulating Keyboard w/ Mouse - \$375

GROMMET (STANDARD LOCATION)

Specify Color - \$45 ea.

- Black: TM30-C (Center)
- Silver: TM31-C (Center)
- White: TM34-C (Center)

GROMMETS (NON-STANDARD LOCATION)

Provide drawing w/ Grommet Location and Specify Color - \$90 ea.

- TM30-NS: Black Specify Location
- TM31-NS: Silver Specify Location
- TM34-NS: White Specify Location

LEG OPTIONS

- RSB23R: Metal Sleigh Base - \$195
- PWIF: Wood Finish Panel Insert for Sleigh Base - \$325
- PWIW: White Paint Panel Insert for Sleigh Base- \$395

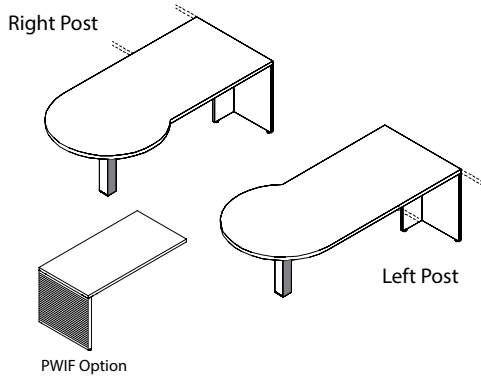
MODESTY

- HM1: Veneer half modesty - \$195

PREMIUM FINISH OPTION

- MFW: White metal finish - \$95 per base

WORKSTATION CONFERENCE DESKS



CONFERENCE "P"

STANDARD FEATURES

- 1 - 1/2" Thick work surface
- 4" Square steel H post with finished wood insert detail

NOTES

- "P" Tops and Bullets are not intended to be freestanding

[CLICK HERE TO VIEW PRODUCT INDEX](#)

1 SELECT A STYLE

DIMENSIONS		STYLE NUMBER		LIST PRICE	STYLE NUMBER		LIST PRICE	STYLE NUMBER		LIST PRICE
W" x D" x H"	WGT	"W" Veneer	Veneer Top Veneer Chassis		"G" HPL	High Pressure Laminate Top Veneer Chassis		"M" TFL	Thermally Fused Laminate Top Thermally Fused Laminate Chassis	
Left Post										
84 x 36/42 x 29.5	200	RFT8442DC028W		3986	"G" Option N/A			"M" Option N/A		
72 x 36/42 x 29.5	185	RFT7242DC028W		3743	"G" Option N/A			"M" Option N/A		
72 x 30/36 x 29.5	165	RFT7236DC028W		3617	"G" Option N/A			"M" Option N/A		
66 x 30/36 x 29.5	170	RFT6636DC028W		3562	"G" Option N/A			"M" Option N/A		
60 x 30/36 x 29.5	155	RFT6036DC028W		3501	"G" Option N/A			"M" Option N/A		
Right Post										
84 x 36/42 x 29.5	200	RFT8442DC027W		3986	"G" Option N/A			"M" Option N/A		
72 x 36/42 x 29.5	185	RFT7242DC027W		3743	"G" Option N/A			"M" Option N/A		
72 x 30/36 x 29.5	165	RFT7236DC027W		3617	"G" Option N/A			"M" Option N/A		
66 x 30/36 x 29.5	170	RFT6636DC027W		3562	"G" Option N/A			"M" Option N/A		
60 x 30/36 x 29.5	155	RFT6036DC027W		3501	"G" Option N/A			"M" Option N/A		

2 SELECT A FINISH

"W" Veneer	"G" HPL	"M" TFL	
TBCO	-	-	Baby's Cheek +10%
TBSW	-	-	Brown Sugar
TFSO	-	-	Fifty Shades +10%
TFBO	-	-	Fun Blonde +10%
TFBW	-	-	French Bordeaux
TLLW	-	-	Luscious Lager
TOBW	-	-	Organic Brown
WWP	-	-	Designer White
METAL FINISHES			
MFS	-	-	Silver
MFW	-	-	White (Premium Finish)

3 SELECT AN EDGE



4 SELECT HARDWARE

Hardware
Option Not
Available

5 OPTIONS

ACCESSORIES

- K1R: Center Drawer - \$275
- K2R: Center Drawer w/ Skirt - \$375
- K28: Articulating Keyboard w/ Mouse - \$375

GROMMET (STANDARD LOCATION)

Specify Color - \$45 ea.

- Black: TM30-C (Center)
- Silver: TM31-C (Center)
- White: TM34-C (Center)

GROMMETS (NON-STANDARD LOCATION)

Provide drawing w/ Grommet Location and Specify Color - \$90 ea.

- TM30-NS: Black Specify Location
- TM31-NS: Silver Specify Location
- TM34-NS: White Specify Location

LEG OPTIONS

- RSB23R: Metal Sleigh Base - \$195
- PWIF: Wood Finish Panel Insert for Sleigh Base - \$325
- PWIW: White Paint Panel Insert for Sleigh Base- \$395

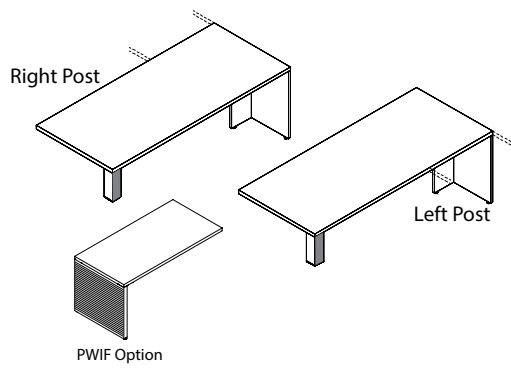
MODESTY

- HM1: Veneer half modesty - \$195

PREMIUM FINISH OPTION

- MFW: White metal finish - \$95 per base

WORKSTATION CONFERENCE DESKS



RECTANGLE

STANDARD FEATURES

- 1 - 1/2" Thick work surface
- 4" Square steel H post with finished wood insert detail

[CLICK HERE TO VIEW PRODUCT INDEX](#)

1 SELECT A STYLE

DIMENSIONS		STYLE NUMBER		LIST PRICE	STYLE NUMBER		LIST PRICE	STYLE NUMBER		LIST PRICE
W" x D" x H"	WGT	"W" Veneer	Veneer Top Veneer Chassis		"G" HPL	High Pressure Laminate Top Veneer Chassis		"M" TFL	Thermally Fused Laminate Top Thermally Fused Laminate Chassis	
Left Post										
84 x 36 x 29.5	175	RFT8436DC767W		3174	"G" Option N/A			"M" Option N/A		
72 x 36 x 29.5	160	RFT7236DC767W		2933	"G" Option N/A			"M" Option N/A		
72 x 30 x 29.5	150	RFT7230DC767W		2851	"G" Option N/A			"M" Option N/A		
66 x 30 x 29.5	125	RFT6630DC767W		2770	"G" Option N/A			"M" Option N/A		
60 x 30 x 29.5	110	RFT6030DC767W		2731	"G" Option N/A			"M" Option N/A		
Right Post										
84 x 36 x 29.5	175	RFT8436DC766W		3174	"G" Option N/A			"M" Option N/A		
72 x 36 x 29.5	160	RFT7236DC766W		2933	"G" Option N/A			"M" Option N/A		
72 x 30 x 29.5	150	RFT7230DC766W		2851	"G" Option N/A			"M" Option N/A		
66 x 30 x 29.5	125	RFT6630DC766W		2770	"G" Option N/A			"M" Option N/A		
60 x 30 x 29.5	110	RFT6030DC766W		2731	"G" Option N/A			"M" Option N/A		

2 SELECT A FINISH

"W" Veneer	"G" HPL	"M" TFL	
TBCO	-	-	Baby's Cheek +10%
TBSW	-	-	Brown Sugar
TFSO	-	-	Fifty Shades +10%
TFBO	-	-	Fun Blonde +10%
TFBW	-	-	French Bordeaux
TLLW	-	-	Luscious Lager
TOBW	-	-	Organic Brown
WWP	-	-	Designer White
METAL FINISHES			
MFS	-	-	Silver
MFW	-	-	White (Premium Finish)

3 SELECT AN EDGE



4 SELECT HARDWARE

Hardware
Option Not
Available

5 OPTIONS

ACCESSORIES

- K1R: Center Drawer - \$275
- K2R: Center Drawer w/ Skirt - \$375
- K28: Articulating Keyboard w/ Mouse - \$375

GROMMET (STANDARD LOCATION)

Specify Color - \$45 ea.

- Black: TM30-C (Center)
- Silver: TM31-C (Center)
- White: TM34-C (Center)

GROMMETS (NON-STANDARD LOCATION)

Provide drawing w/ Grommet Location and Specify Color - \$90 ea.

- TM30-NS: Black Specify Location
- TM31-NS: Silver Specify Location
- TM34-NS: White Specify Location

LEG OPTIONS

- RSB23R: Metal Sleigh Base - \$195
- PWIF: Wood Finish Panel Insert for Sleigh Base - \$325
- PWIW: White Paint Panel Insert for Sleigh Base- \$395

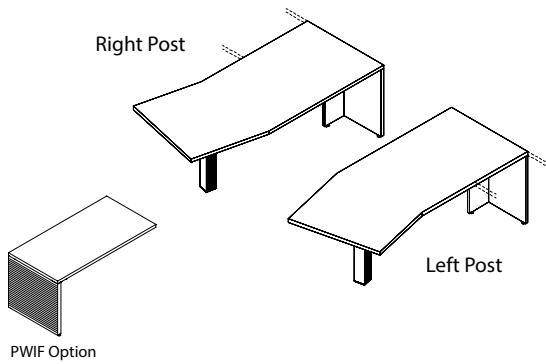
MODESTY

- HM1: Veneer half modesty - \$195

PREMIUM FINISH OPTION

- MFW: White metal finish - \$95 per base

WORKSTATION CONFERENCE DESKS

**ANGULAR****STANDARD FEATURES**

- 1 - 1/2" Thick work surface
- 4" Square steel H post with finished wood insert detail

[CLICK HERE TO VIEW PRODUCT INDEX](#)
1 SELECT A STYLE

DIMENSIONS		STYLE NUMBER		LIST PRICE	STYLE NUMBER		LIST PRICE	STYLE NUMBER		LIST PRICE
W" x D" x H"	WGT	"W" Veneer	Veneer Top Veneer Chassis		"G" HPL	High Pressure Laminate Top Veneer Chassis		"M" TFL	Thermally Fused Laminate Top Thermally Fused Laminate Chassis	
Left Post										
84 x 36/42 x 29.5	215	RFT8442DC785W		3986	"G" Option N/A			"M" Option N/A		
84 x 30/36 x 29.5	200	RFT8436DC785W		3743	"G" Option N/A			"M" Option N/A		
72 x 36/42 x 29.5	185	RFT7242DC785W		3733	"G" Option N/A			"M" Option N/A		
72 x 30/36 x 29.5	170	RFT7236DC785W		3586	"G" Option N/A			"M" Option N/A		
66 x 30/36 x 29.5	155	RFT6636DC785W		3481	"G" Option N/A			"M" Option N/A		
Right Post										
84 x 36/42 x 29.5	215	RFT8442DC784W		3986	"G" Option N/A			"M" Option N/A		
84 x 30/36 x 29.5	200	RFT8436DC784W		3743	"G" Option N/A			"M" Option N/A		
72 x 36/42 x 29.5	185	RFT7242DC784W		3733	"G" Option N/A			"M" Option N/A		
72 x 30/36 x 29.5	180	RFT7236DC784W		3586	"G" Option N/A			"M" Option N/A		
66 x 30/36 x 29.5	155	RFT6636DC784W		3481	"G" Option N/A			"M" Option N/A		

2 SELECT A FINISH

"W" Veneer	"G" HPL	"M" TFL	
TBCO	-	-	Baby's Cheek +10%
TBSW	-	-	Brown Sugar
TFSO	-	-	Fifty Shades +10%
TFBO	-	-	Fun Blonde +10%
TFBW	-	-	French Bordeaux
TLLW	-	-	Luscious Lager
TOBW	-	-	Organic Brown
WWP	-	-	Designer White
METAL FINISHES			
MFS	-	-	Silver
MFW	-	-	White (Premium Finish)

3 SELECT AN EDGE

Flat 3 mm

4 SELECT HARDWARE

Hardware
Option Not
Available

5 OPTIONS**ACCESSORIES**

- K1R: Center Drawer - \$275
- K2R: Center Drawer w/ Skirt - \$375
- K28: Articulating Keyboard w/ Mouse - \$375

GROMMET (STANDARD LOCATION)

- Specify Color - \$45 ea.
- Black: TM30-C (Center)
 - Silver: TM31-C (Center)
 - White: TM34-C (Center)

GROMMETS (NON-STANDARD LOCATION)

- Provide drawing w/ Grommet Location and Specify Color - \$90 ea.
- TM30-NS: Black Specify Location
 - TM31-NS: Silver Specify Location
 - TM34-NS: White Specify Location

LEG OPTIONS

- RSB23R: Metal Sleigh Base - \$195
- PWIF: Wood Finish Panel Insert for Sleigh Base - \$325
- PWIW: White Paint Panel Insert for Sleigh Base- \$395

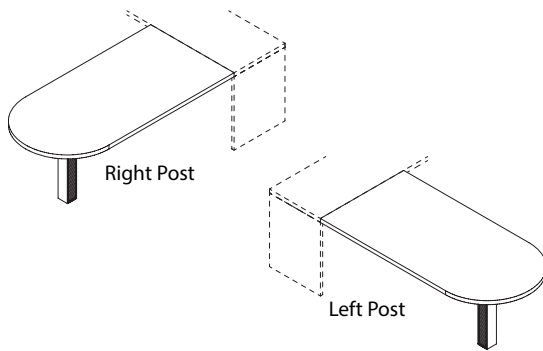
MODESTY

- AHM20: Angular Half Modesty - \$250

PREMIUM FINISH OPTION

- MFW: White metal finish - \$95 per base

WORKSTATION/BENCH RUNOFF CONFERENCE DESKS



BULLET POST SUPPORT

STANDARD FEATURES

- 1 - 1/2" Thick work surface
- 4" Square steel H post with finished wood insert

NOTES

- Must order Bench Hook-up Support when runoff extends over bench credenza (CA062 or CA063)
- "P" Tops and Bullets are not intended to be freestanding

[CLICK HERE TO VIEW PRODUCT INDEX](#)

1 SELECT A STYLE

DIMENSIONS		STYLE NUMBER		LIST PRICE	STYLE NUMBER		LIST PRICE	STYLE NUMBER		LIST PRICE
W" x D" x H"	WGT	"W" Veneer	Veneer Top Veneer Chassis		"G" HPL	High Pressure Laminate Top Veneer Chassis		"M" TFL	Thermally Fused Laminate Top Thermally Fused Laminate Chassis	
Left Post										
84 x 36 x 29.5	205	RFT8436DR745W		3512	"G" Option N/A			"M" Option N/A		
84 x 30 x 29.5	195	RFT8430DR745W		3362	"G" Option N/A			"M" Option N/A		
78 x 36 x 29.5	185	RFT7836DR745W		3357	"G" Option N/A			"M" Option N/A		
78 x 30 x 29.5	175	RFT7830DR745W		3205	"G" Option N/A			"M" Option N/A		
72 x 30 x 29.5	155	RFT7230DR745W		3144	"G" Option N/A			"M" Option N/A		
66 x 30 x 29.5	145	RFT6630DR745W		3083	"G" Option N/A			"M" Option N/A		
60 x 30 x 29.5	135	RFT6030DR745W		3022	"G" Option N/A			"M" Option N/A		
Right Post										
84 x 36 x 29.5	205	RFT8436DR744W		3512	"G" Option N/A			"M" Option N/A		
84 x 30 x 29.5	195	RFT8430DR744W		3362	"G" Option N/A			"M" Option N/A		
78 x 36 x 29.5	185	RFT7836DR744W		3357	"G" Option N/A			"M" Option N/A		
78 x 30 x 29.5	175	RFT7830DR744W		3205	"G" Option N/A			"M" Option N/A		
72 x 30 x 29.5	155	RFT7230DR744W		3144	"G" Option N/A			"M" Option N/A		
66 x 30 x 29.5	145	RFT6630DR744W		3083	"G" Option N/A			"M" Option N/A		
60 x 30 x 29.5	135	RFT6030DR744W		3022	"G" Option N/A			"M" Option N/A		

2 SELECT A FINISH

"W" Veneer	"G" HPL	"M" TFL	
TBCO	-	-	Baby's Cheek +10%
TBSW	-	-	Brown Sugar
TFSO	-	-	Fifty Shades +10%
TFBO	-	-	Fun Blonde +10%
TFBW	-	-	French Bordeaux
TLLW	-	-	Luscious Lager
TOBW	-	-	Organic Brown
WWP	-	-	Designer White

METAL FINISHES

MFS	-	-	Silver
MFW	-	-	White (Premium Finish)

3 SELECT AN EDGE



Flat 3 mm

4 SELECT HARDWARE

Hardware
Option Not
Available

5 OPTIONS

ACCESSORIES

- K1R: Center Drawer - \$275
- K2R: Center Drawer w/ Skirt - \$375
- K28: Articulating Keyboard w/ Mouse - \$375

BENCH HOOK- UP SUPPORT

- BR530: Runoff desk support for 30" deep top - \$375
- BR536: Runoff Desk Support for 36" deep top - \$375

GROMMET (STANDARD LOCATION)

- Specify Color - \$45 ea.
- Black: TM30-C (Center)
- Silver: TM31-C (Center)
- White: TM34-C (Center)

GROMMETS (NON-STANDARD LOCATION)

- Provide drawing w/ Grommet Location and Specify Color - \$90 ea.
- TM30-NS: Black Specify Location
- TM31-NS: Silver Specify Location
- TM34-NS: White Specify Location

MODESTY

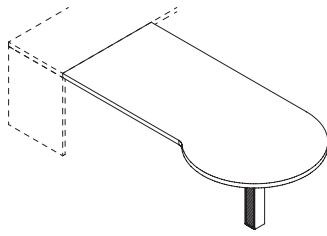
- HM1: Veneer half modesty - \$195

PREMIUM FINISH OPTION

- MFW: White metal finish - \$95 per base

WORKSTATION/BENCH RUNOFF CONFERENCE DESKS

Left Post



CONFERENCE "P" POST SUPPORT

STANDARD FEATURES

- 1 - 1/2" Thick work surface
- 4" Square steel H post with finished wood insert

NOTES

- Must order Bench Hook-up Support when runoff extends over bench credenza (CA062 or CA063)
- "P" Tops and Bullets are not intended to be freestanding

[CLICK HERE TO VIEW PRODUCT INDEX](#)

1

SELECT A STYLE

DIMENSIONS		STYLE NUMBER		LIST PRICE	STYLE NUMBER		LIST PRICE	STYLE NUMBER		LIST PRICE
W" x D" x H"	WGT	"W" Veneer	Veneer Top Veneer Chassis		"G" HPL	High Pressure Laminate Top Veneer Chassis		"M" TFL	Thermally Fused Laminate Top Thermally Fused Laminate Chassis	
Left Post										
84 x 36 x 29.5	205	RFT8436DR747W		3908	"G" Option N/A			"M" Option N/A		
84 x 30 x 29.5	205	RFT8430DR747W		3803	"G" Option N/A			"M" Option N/A		
78 x 36 x 29.5	185	RFT7836DR747W		3829	"G" Option N/A			"M" Option N/A		
78 x 30 x 29.5	185	RFT7830DR747W		3751	"G" Option N/A			"M" Option N/A		
72 x 36 x 29.5	175	RFT7236DR747W		3724	"G" Option N/A			"M" Option N/A		
72 x 30 x 29.5	175	RFT7230DR747W		3646	"G" Option N/A			"M" Option N/A		
66 x 30 x 29.5	165	RFT6630DR747W		3567	"G" Option N/A			"M" Option N/A		
60 x 30 x 29.5	155	RFT6030DR747W		3488	"G" Option N/A			"M" Option N/A		

2

SELECT A FINISH

"W" Veneer	"G" HPL	"M" TFL	
TBCO	-	-	Baby's Cheek +10%
TBSW	-	-	Brown Sugar
TFSO	-	-	Fifty Shades +10%
TFBO	-	-	Fun Blonde +10%
TFBW	-	-	French Bordeaux
TLLW	-	-	Luscious Lager
TOBW	-	-	Organic Brown
WWP	-	-	Designer White
METAL FINISHES			
MFS	-	-	Silver
MFW	-	-	White (Premium Finish)

3

SELECT AN EDGE



Flat 3 mm

4

SELECT HARDWARE

Hardware
Option Not
Available

5

OPTIONS

ACCESSORIES

- K1R: Center Drawer - \$275
- K2R: Center Drawer w/ Skirt - \$375
- K28: Articulating Keyboard w/ Mouse - \$375

BENCH HOOK- UP SUPPORT

- BR530: Runoff desk support for 30" deep top - \$375
- BR536: Runoff Desk Support for 36" deep top - \$375

GROMMET (STANDARD LOCATION)

- Specify Color - \$45 ea.
- Black: TM30-C (Center)
- Silver: TM31-C (Center)
- White: TM34-C (Center)

GROMMETS (NON-STANDARD LOCATION)

- Provide drawing w/ Grommet Location and Specify Color - \$90 ea.
- TM30-NS: Black Specify Location
- TM31-NS: Silver Specify Location
- TM34-NS: White Specify Location

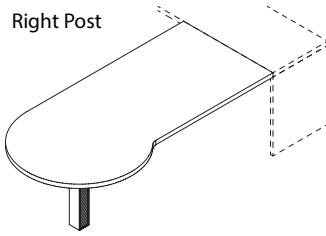
MODESTY

- HM1: Veneer half modesty - \$195

PREMIUM FINISH OPTION

- MFW: White metal finish - \$95 per base

WORKSTATION/BENCH RUNOFF CONFERENCE DESKS



CONFERENCE "P" POST SUPPORT

STANDARD FEATURES

- 1 - 1/2" Thick work surface
- 4" Square steel H post with finished wood insert

NOTES

- Must order Bench Hook-up Support when runoff extends over bench top surface
- "P" Tops and Bullets are not intended to be freestanding

[CLICK HERE TO VIEW PRODUCT INDEX](#)

1 SELECT A STYLE

DIMENSIONS		STYLE NUMBER		LIST PRICE	STYLE NUMBER		LIST PRICE	STYLE NUMBER		LIST PRICE
W" x D" x H"	WGT	"W" Veneer	Veneer Top Veneer Chassis		"G" HPL	High Pressure Laminate Top Veneer Chassis		"M" TFL	Thermally Fused Laminate Top Thermally Fused Laminate Chassis	
Right Post										
84 x 36 x 29.5	205	RFT8436DR746W		3908	"G" Option N/A			"M" Option N/A		
84 x 30 x 29.5	205	RFT8430DR746W		3803	"G" Option N/A			"M" Option N/A		
78 x 36 x 29.5	185	RFT7836DR746W		3829	"G" Option N/A			"M" Option N/A		
78 x 30 x 29.5	185	RFT7830DR746W		3751	"G" Option N/A			"M" Option N/A		
72 x 36 x 29.5	175	RFT7236DR746W		3724	"G" Option N/A			"M" Option N/A		
72 x 30 x 29.5	175	RFT7230DR746W		3646	"G" Option N/A			"M" Option N/A		
66 x 30 x 29.5	165	RFT6630DR746W		3567	"G" Option N/A			"M" Option N/A		
60 x 30 x 29.5	155	RFT6030DR746W		3488	"G" Option N/A			"M" Option N/A		

2 SELECT A FINISH

"W" Veneer	"G" HPL	"M" TFL	
TBCO	-	-	Baby's Cheek +10%
TBSW	-	-	Brown Sugar
TFSO	-	-	Fifty Shades +10%
TFBO	-	-	Fun Blonde +10%
TFBW	-	-	French Bordeaux
TLLW	-	-	Luscious Lager
TOBW	-	-	Organic Brown
WWP	-	-	Designer White
METAL FINISHES			
MFS	-	-	Silver
MFW	-	-	White (Premium Finish)

3 SELECT AN EDGE



Flat 3 mm

4 SELECT HARDWARE

Hardware
Option Not
Available

5 OPTIONS

ACCESSORIES

- K1R: Center Drawer - \$275
- K2R: Center Drawer w/ Skirt - \$375
- K28: Articulating Keyboard w/ Mouse - \$375

BENCH HOOK- UP SUPPORT

- BR530: Runoff desk support for 30" deep top - \$375
- BR536: Runoff Desk Support for 36" deep top - \$375

GROMMET (STANDARD LOCATION)

- Specify Color - \$45 ea.
- Black: TM30-C (Center)
- Silver: TM31-C (Center)
- White: TM34-C (Center)

GROMMETS (NON-STANDARD LOCATION)

- Provide drawing w/ Grommet Location and Specify Color - \$90 ea.
- TM30-NS: Black Specify Location
- TM31-NS: Silver Specify Location
- TM34-NS: White Specify Location

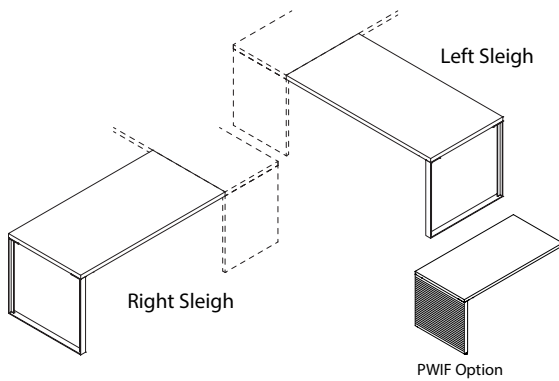
MODESTY

- HM1: Veneer half modesty - \$195

PREMIUM FINISH OPTION

- MFW: White metal finish - \$95 per base

WORKSTATION/BENCH RUNOFF CONFERENCE DESKS



RECTANGLE METAL SLEIGH SUPPORT

STANDARD FEATURES

- 1 - 1/2" Thick work surface
- Steel sleigh leg

NOTES

- Must order Bench Hook-up Support when runoff extends over bench credenza (CA062 or CA063)

[CLICK HERE TO VIEW PRODUCT INDEX](#)

1 SELECT A STYLE

DIMENSIONS		STYLE NUMBER		LIST PRICE	STYLE NUMBER		LIST PRICE	STYLE NUMBER		LIST PRICE
W" x D" x H"	WGT	"W" Veneer	Veneer Top Veneer Chassis		"G" HPL	High Pressure Laminate Top Veneer Chassis		"M" TFL	Thermally Fused Laminate Top Thermally Fused Laminate Chassis	
Left Sleigh										
84 x 36 x 29.5	205	RFT8436DR779W		3752	"G" Option N/A			"M" Option N/A		
84 x 30 x 29.5	195	RFT8430DR779W		3599	"G" Option N/A			"M" Option N/A		
78 x 36 x 29.5	185	RFT7836DR779W		3594	"G" Option N/A			"M" Option N/A		
78 x 30 x 29.5	175	RFT7830DR779W		3442	"G" Option N/A			"M" Option N/A		
72 x 30 x 29.5	165	RFT7230DR779W		3042	"G" Option N/A			"M" Option N/A		
66 x 30 x 29.5	155	RFT6630DR779W		2981	"G" Option N/A			"M" Option N/A		
60 x 30 x 29.5	145	RFT6030DR779W		2920	"G" Option N/A			"M" Option N/A		
Right Sleigh										
84 x 36 x 29.5	205	RFT8436DR778W		3752	"G" Option N/A			"M" Option N/A		
84 x 30 x 29.5	195	RFT8430DR778W		3599	"G" Option N/A			"M" Option N/A		
78 x 36 x 29.5	185	RFT7836DR778W		3594	"G" Option N/A			"M" Option N/A		
78 x 30 x 29.5	175	RFT7830DR778W		3442	"G" Option N/A			"M" Option N/A		
72 x 30 x 29.5	165	RFT7230DR778W		3042	"G" Option N/A			"M" Option N/A		
66 x 30 x 29.5	155	RFT6630DR778W		2981	"G" Option N/A			"M" Option N/A		
60 x 30 x 29.5	145	RFT6030DR778W		2920	"G" Option N/A			"M" Option N/A		

2 SELECT A FINISH

"W" Veneer	"G" HPL	"M" TFL	
TBCO	-	-	Baby's Cheek +10%
TBSW	-	-	Brown Sugar
TFSO	-	-	Fifty Shades +10%
TFBO	-	-	Fun Blonde +10%
TFBW	-	-	French Bordeaux
TLLW	-	-	Luscious Lager
TOBW	-	-	Organic Brown
WWP	-	-	Designer White

METAL FINISHES

MFS	-	-	Silver
MFW	-	-	White (Premium Finish)

3 SELECT AN EDGE



Flat 3 mm

4 SELECT HARDWARE

Hardware
Option Not
Available

5 OPTIONS

ACCESSORIES

- K1R: Center Drawer - \$275
- K2R: Center Drawer w/ Skirt - \$375
- K28: Articulating Keyboard w/ Mouse - \$375

BENCH HOOK- UP SUPPORT

- BR530: Runoff desk support for 30" deep top - \$375
- BR536: Runoff Desk Support for 36" deep top - \$375

GROMMET (STANDARD LOCATION)

- Specify Color - \$45 ea.
- Black: TM30-C (Center)
- Silver: TM31-C (Center)
- White: TM34-C (Center)

GROMMETS (NON-STANDARD LOCATION)

- Provide drawing w/ Grommet Location and Specify Color - \$90 ea.
- TM30-NS: Black Specify Location
- TM31-NS: Silver Specify Location
- TM34-NS: White Specify Location

MODESTY

- HM1: Veneer half modesty - \$195

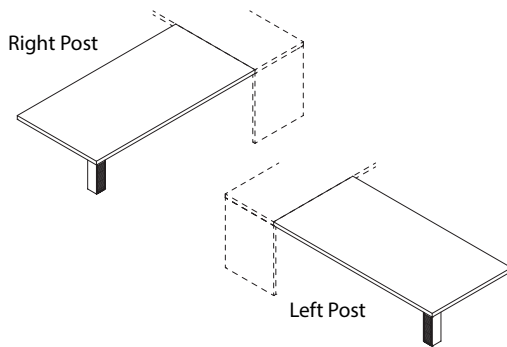
PREMIUM FINISH OPTION

- MFW: White metal finish - \$95 per base

SLEIGH BASE PANEL INSERT

- PWIF: Wood Finish Panel - \$325
- PWIW: White Paint Panel - \$395

WORKSTATION RUNOFF CONFERENCE



RECTANGLE POST SUPPORT

STANDARD FEATURES

- 1 - 1/2" Thick work surface
- 4" Square steel H post with finished wood insert

NOTES

- Must order Bench Hook-up Support when runoff extends over bench credenza (CA062 or CA063)

[CLICK HERE TO VIEW PRODUCT INDEX](#)

1 SELECT A STYLE

DIMENSIONS		STYLE NUMBER		LIST PRICE	STYLE NUMBER		LIST PRICE	STYLE NUMBER		LIST PRICE
W" x D" x H"	WGT	"W" Veneer	Veneer Top Veneer Chassis		"G" HPL	High Pressure Laminate Top Veneer Chassis		"M" TFL	Thermally Fused Laminate Top Thermally Fused Laminate Chassis	
Left Post										
84 x 36 x 29.5	205	RFT8436DR771W		3175	"G" Option N/A			"M" Option N/A		
84 x 30 x 29.5	195	RFT8430DR771W		3023	"G" Option N/A			"M" Option N/A		
78 x 36 x 29.5	185	RFT7836DR771W		3018	"G" Option N/A			"M" Option N/A		
78 x 30 x 29.5	175	RFT7830DR771W		2865	"G" Option N/A			"M" Option N/A		
72 x 30 x 29.5	165	RFT7230DR771W		2805	"G" Option N/A			"M" Option N/A		
66 x 30 x 29.5	155	RFT6630DR771W		2744	"G" Option N/A			"M" Option N/A		
60 x 30 x 29.5	145	RFT6030DR771W		2683	"G" Option N/A			"M" Option N/A		
Right Post										
84 x 36 x 29.5	205	RFT8436DR770W		3175	"G" Option N/A			"M" Option N/A		
84 x 30 x 29.5	195	RFT8430DR770W		3023	"G" Option N/A			"M" Option N/A		
78 x 36 x 29.5	185	RFT7836DR770W		3018	"G" Option N/A			"M" Option N/A		
78 x 30 x 29.5	175	RFT7830DR770W		2865	"G" Option N/A			"M" Option N/A		
72 x 30 x 29.5	165	RFT7230DR770W		2805	"G" Option N/A			"M" Option N/A		
66 x 30 x 29.5	155	RFT6630DR770W		2744	"G" Option N/A			"M" Option N/A		
60 x 30 x 29.5	145	RFT6030DR770W		2683	"G" Option N/A			"M" Option N/A		

2 SELECT A FINISH

"W" Veneer	"G" HPL	"M" TFL	
TBCO	-	-	Baby's Cheek +10%
TBSW	-	-	Brown Sugar
TFSO	-	-	Fifty Shades +10%
TFBO	-	-	Fun Blonde +10%
TFBW	-	-	French Bordeaux
TLLW	-	-	Luscious Lager
TOBW	-	-	Organic Brown
WWP	-	-	Designer White
METAL FINISHES			
MFS	-	-	Silver
MFW	-	-	White (Premium Finish)

3 SELECT AN EDGE



Flat 3 mm

4 SELECT HARDWARE

Hardware
Option Not
Available

5 OPTIONS

ACCESSORIES

- K2R: Center Drawer w/ Skirt - \$375
- K28: Articulating Keyboard w/ Mouse - \$375

BENCH HOOK- UP SUPPORT

- BR530: Runoff desk support for 30" deep top - \$375
- BR536: Runoff Desk Support for 36" deep top - \$375

GROMMET (STANDARD LOCATION)

- Specify Color - \$45 ea.
- Black: TM30-C (Center)
 - Silver: TM31-C (Center)
 - White: TM34-C (Center)

GROMMETS (NON-STANDARD LOCATION)

- Provide drawing w/ Grommet Location and Specify Color - \$90 ea.
- TM30-NS: Black Specify Location
 - TM31-NS: Silver Specify Location
 - TM34-NS: White Specify Location

LEG OPTIONS

- RSB23R: Metal Sleigh Base - \$195
- PWIF: Wood Finish Panel Insert for Sleigh Base - \$325
- PWIW: White Paint Panel Insert for Sleigh Base- \$395

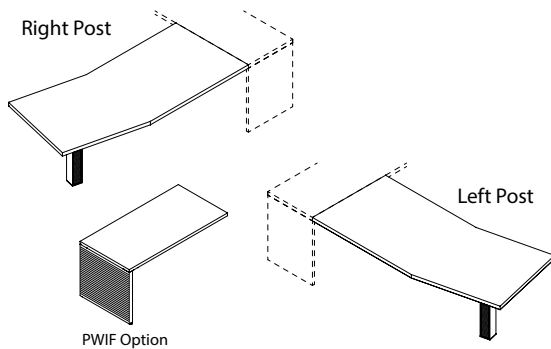
MODESTY

- HM1: Veneer half modesty - \$195

PREMIUM FINISH OPTION

- MFW: White metal finish - \$95 per base

WORKSTATION/BENCH RUNOFF CONFERENCE DESKS



ANGULAR TOP POST SUPPORT

STANDARD FEATURES

- 1 - 1/2" Thick work surface
- 4" Square steel H post with finished wood insert

NOTES

- Must order Bench Hook-up Support when runoff extends over bench credenza (CA062 or CA063)

[CLICK HERE TO VIEW PRODUCT INDEX](#)

1 SELECT A STYLE

DIMENSIONS		STYLE NUMBER		LIST PRICE	STYLE NUMBER		LIST PRICE	STYLE NUMBER		LIST PRICE
W" x D" x H"	WGT	"W" Veneer	Veneer Top Veneer Chassis		"G" HPL	High Pressure Laminate Top Veneer Chassis		"M" TFL	Thermally Fused Laminate Top Thermally Fused Laminate Chassis	
Left Post										
84 x 30/36 x 29.5	195	RFT8436DR777W		3934	"G" Option N/A			"M" Option N/A		
78 x 30/36 x 29.5	185	RFT7836DR777W		3829	"G" Option N/A			"M" Option N/A		
72 x 30/36 x 29.5	175	RFT7236DR777W		3751	"G" Option N/A			"M" Option N/A		
66 x 30/36 x 29.5	165	RFT6636DR777W		3672	"G" Option N/A			"M" Option N/A		
60 x 30/36 x 29.5	155	RFT6036DR777W		3593	"G" Option N/A			"M" Option N/A		
Right Post										
84 x 30/36 x 29.5	195	RFT8436DR776W		3934	"G" Option N/A			"M" Option N/A		
78 x 30/36 x 29.5	185	RFT7836DR776W		3829	"G" Option N/A			"M" Option N/A		
72 x 30/36 x 29.5	175	RFT7236DR776W		3751	"G" Option N/A			"M" Option N/A		
66 x 30/36 x 29.5	165	RFT6636DR776W		3672	"G" Option N/A			"M" Option N/A		
60 x 30/36 x 29.5	155	RFT6036DR776W		3593	"G" Option N/A			"M" Option N/A		

2 SELECT A FINISH

"W" Veneer	"G" HPL	"M" TFL	
TBCO	-	-	Baby's Cheek +10%
TBSW	-	-	Brown Sugar
TFSO	-	-	Fifty Shades +10%
TFBO	-	-	Fun Blonde +10%
TFBW	-	-	French Bordeaux
TLLW	-	-	Luscious Lager
TOBW	-	-	Organic Brown
WWP	-	-	Designer White
METAL FINISHES			
MFS	-	-	Silver
MFW	-	-	White (Premium Finish)

3 SELECT AN EDGE



4 SELECT HARDWARE

Hardware
Option Not
Available

5 OPTIONS

ACCESSORIES

- K1R: Center Drawer - \$275
- K2R: Center Drawer w/ Skirt - \$375
- K28: Articulating Keyboard w/ Mouse - \$375

BENCH HOOK- UP SUPPORT

- BR530: Runoff desk support for 30" deep top - \$375
- BR536: Runoff Desk Support for 36" deep top - \$375

GROMMET (STANDARD LOCATION)

- Specify Color - \$45 ea.
- Black: TM30-C (Center)
- Silver: TM31-C (Center)
- White: TM34-C (Center)

GROMMETS (NON-STANDARD LOCATION)

- Provide drawing w/ Grommet Location and Specify Color - \$90 ea.
- TM30-NS: Black Specify Location
- TM31-NS: Silver Specify Location
- TM34-NS: White Specify Location

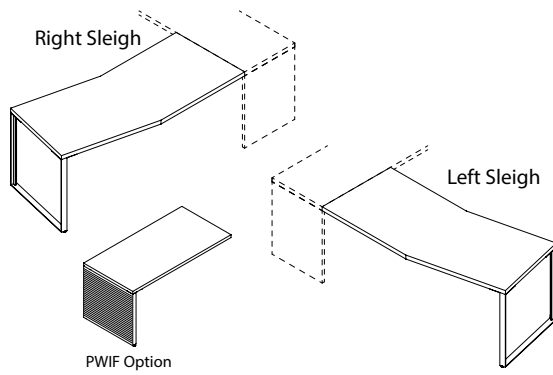
MODESTY

- AHM20: Angular half modesty - \$250

PREMIUM FINISH OPTION

- MFW: White metal finish - \$95 per base

WORKSTATION/BENCH RUNOFF CONFERENCE DESKS



ANGULAR METAL SLEIGH SUPPORT

STANDARD FEATURES

- 1 - 1/2" Thick work surface
- Steel sleigh base

NOTES

- Must order Bench Hook-up Support when runoff extends over bench top surface

[CLICK HERE TO VIEW PRODUCT INDEX](#)

1 SELECT A STYLE

DIMENSIONS		STYLE NUMBER		LIST PRICE	STYLE NUMBER		LIST PRICE	STYLE NUMBER		LIST PRICE
W" x D" x H"	WGT	"W" Veneer	Veneer Top Veneer Chassis		"G" HPL	High Pressure Laminate Top Veneer Chassis		"M" TFL	Thermally Fused Laminate Top Thermally Fused Laminate Chassis	
Left Sleigh										
84 x 30/36 x 29.5	195	RFT8436DR787W		4172	"G" Option N/A			"M" Option N/A		
78 x 30/36 x 29.5	185	RFT7836DR787W		4067	"G" Option N/A			"M" Option N/A		
72 x 30/36 x 29.5	175	RFT7236DR787W		3988	"G" Option N/A			"M" Option N/A		
66 x 30/36 x 29.5	165	RFT6636DR787W		3909	"G" Option N/A			"M" Option N/A		
60 x 30/36 x 29.5	155	RFT6036DR787W		3830	"G" Option N/A			"M" Option N/A		
Right Sleigh										
84 x 30/36 x 29.5	195	RFT8436DR786W		4172	"G" Option N/A			"M" Option N/A		
78 x 30/36 x 29.5	185	RFT7836DR786W		4067	"G" Option N/A			"M" Option N/A		
72 x 30/36 x 29.5	175	RFT7236DR786W		3988	"G" Option N/A			"M" Option N/A		
66 x 30/36 x 29.5	165	RFT6636DR786W		3909	"G" Option N/A			"M" Option N/A		
60 x 30/36 x 29.5	155	RFT6036DR786W		3830	"G" Option N/A			"M" Option N/A		

2 SELECT A FINISH

"W" Veneer	"G" HPL	"M" TFL	
TBCO	-	-	Baby's Cheek +10%
TBSW	-	-	Brown Sugar
TFSO	-	-	Fifty Shades +10%
TFBO	-	-	Fun Blonde +10%
TFBW	-	-	French Bordeaux
TLLW	-	-	Luscious Lager
TOBW	-	-	Organic Brown
WWP	-	-	Designer White
METAL FINISHES			
MFS	-	-	Silver
MFW	-	-	White (Premium Finish)

3 SELECT AN EDGE



4 SELECT HARDWARE

Hardware
Option Not
Available

5 OPTIONS

ACCESSORIES

- K1R: Center Drawer - \$275
- K2R: Center Drawer w/ Skirt - \$375
- K28: Articulating Keyboard w/ Mouse - \$375

BENCH HOOK- UP SUPPORT

- BR530: Runoff desk support for 30" deep top - \$375
- BR536: Runoff Desk Support for 36" deep top - \$375

GROMMET (STANDARD LOCATION)

- Specify Color - \$45 ea.
- Black: TM30-C (Center)
- Silver: TM31-C (Center)
- White: TM34-C (Center)

GROMMETS (NON-STANDARD LOCATION)

- Provide drawing w/ Grommet Location and Specify Color - \$90 ea.
- TM30-NS: Black Specify Location
- TM31-NS: Silver Specify Location
- TM34-NS: White Specify Location

MODESTY

- AHM20: Angular half modesty - \$250

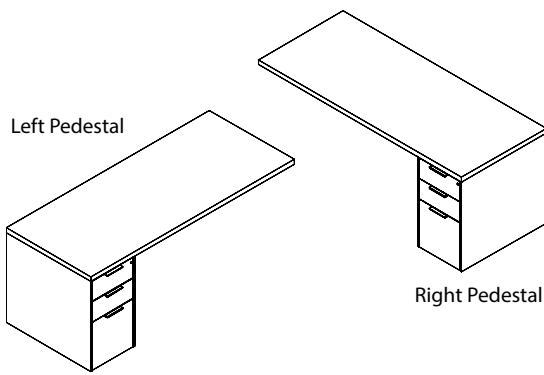
PREMIUM FINISH OPTION

- MFW: White metal finish - \$95 per base

SLEIGH BASE PANEL INSERT

- PWIF: Wood Finish Panel - \$325
- PWIW: White Paint Panel - \$395

WORKSTATION/BENCH RUNOFF CONFERENCE DESKS



RECTANGLE BOX/BOX/FILE

STANDARD FEATURES

- 1 - 1/2" Thick work surface
- Box/box/file drawers
- File drawer accommodates legal or letter
- Locking drawers
- Soft close suspension drawer(s)

runoff extends over bench credenza (CA062 or CA063)

NOTES

- *60 x 30 size has a special 10" wide Box/Box/ File drawer pedestal that increases kneespace
- Must order Bench Hook-up Support when

[CLICK HERE TO VIEW PRODUCT INDEX](#)

1 SELECT A STYLE

DIMENSIONS		STYLE NUMBER		LIST PRICE	STYLE NUMBER		LIST PRICE	STYLE NUMBER		LIST PRICE
W" x D" x H"	WGT	"W" Veneer	Veneer Top Veneer Chassis		"G" HPL	High Pressure Laminate Top Veneer Chassis		"M" TFL	Thermally Fused Laminate Top Thermally Fused Laminate Chassis	
Left Pedestal										
84 x 30 x 29.5	220	RFT8430DR791W		3547	"G" Option N/A			"M" Option N/A		
78 x 30 x 29.5	190	RFT7830DR791W		3442	"G" Option N/A			"M" Option N/A		
72 x 30 x 29.5	160	RFT7230DR791W		3042	"G" Option N/A			"M" Option N/A		
66 x 30 x 29.5	150	RFT6630DR791W		2981	"G" Option N/A			"M" Option N/A		
Right Pedestal										
84 x 30 x 29.5	220	RFT8430DR790W		3547	"G" Option N/A			"M" Option N/A		
78 x 30 x 29.5	190	RFT7830DR790W		3442	"G" Option N/A			"M" Option N/A		
72 x 30 x 29.5	160	RFT7230DR790W		3042	"G" Option N/A			"M" Option N/A		
66 x 30 x 29.5	150	RFT6630DR790W		2981	"G" Option N/A			"M" Option N/A		

2 SELECT A FINISH

"W" Veneer	"G" HPL	"M" TFL	
TBCO	-	-	Baby's Cheek +10%
TBSW	-	-	Brown Sugar
TFSO	-	-	Fifty Shades +10%
TFBO	-	-	Fun Blonde +10%
TFBW	-	-	French Bordeaux
TLLW	-	-	Luscious Lager
TOBW	-	-	Organic Brown
WWP	-	-	Designer White

3 SELECT AN EDGE



Flat 3 mm

5 OPTIONS

ACCESSORIES

- K1R: Center Drawer - \$275
- K2R: Center Drawer w/ Skirt - \$375
- K28: Articulating Keyboard w/ Mouse - \$375

BENCH HOOK- UP SUPPORT

- BR530: Runoff desk support for 30" deep top - \$375

DRAWER

- P6: Modify Box/Box/File to File/File - \$50 per pedestal
- WPD3061: Full fill designer white - \$75 per drawer

GROMMET (STANDARD LOCATION)

Specify Color and Location Right/Left - \$45 ea.

- Black: TM30-R (Right), TM30-L (Left)
- Silver: TM31-R (Right), TM31-L (Left)
- White: TM34-R (Right), TM34-L (Left)

GROMMETS (NON-STANDARD LOCATION)

Provide drawing w/ Grommet Location and Specify Color - \$90 ea.

- TM30-NS: Black Specify Location
- TM31-NS: Silver Specify Location
- TM34-NS: White Specify Location

MODESTY

- HM1: Veneer half modesty - \$195

4 SELECT HARDWARE

FOR BOX OR FILE:
PL-300 Matte Chrome
FOR LATERALS:
PL-301 Matte Chrome

FOR BOX OR FILE:
PL-304 Matte Chrome
FOR LATERALS:
PL-305 Matte Chrome

FOR BOX OR FILE:
PL-302 White
FOR LATERALS:
PL-303 White

FOR BOX OR FILE:
PL-306 White
FOR LATERALS:
PL-307 White

WORKSTATION/BENCH RUNOFF CONFERENCE DESKS

RECTANGLE ORGANIZER PEDESTAL

STANDARD FEATURES

- 1 -1/2" Thick work surface
- 8" W Pullout cabinet standard with pencil trays, CD trays, hanging folder rack and utility trays
- Soft close suspension drawer(s)

NOTES

- Must order Bench Hook-up Support when runoff extends over bench credenza (CA062 or CA063)

[CLICK HERE TO VIEW PRODUCT INDEX](#)

1 SELECT A STYLE

DIMENSIONS		STYLE NUMBER		LIST PRICE	STYLE NUMBER		LIST PRICE	STYLE NUMBER		LIST PRICE
		"W" Veneer	Veneer Top Veneer Chassis		"G" HPL	High Pressure Laminate Top Veneer Chassis		"M" TFL	Thermally Fused Laminate Top Thermally Fused Laminate Chassis	
W" x D" x H"	WGT									
Left Pedestal										
84 x 30 x 29.5	220	RFT8430DR708W		3794	"G" Option N/A			"M" Option N/A		
78 x 30 x 29.5	190	RFT7830DR708W		3689	"G" Option N/A			"M" Option N/A		
72 x 30 x 29.5	160	RFT7230DR708W		3289	"G" Option N/A			"M" Option N/A		
66 x 30 x 29.5	150	RFT6630DR708W		3228	"G" Option N/A			"M" Option N/A		
Right Pedestal										
84 X 30 X 29.5	220	RFT8430DR707W		3794	"G" Option N/A			"M" Option N/A		
78 x 30 x 29.5	190	RFT7830DR707W		3689	"G" Option N/A			"M" Option N/A		
72 x 30 x 29.5	160	RFT7230DR707W		3289	"G" Option N/A			"M" Option N/A		
66 x 30 x 29.5	150	RFT6630DR707W		3228	"G" Option N/A			"M" Option N/A		

2 SELECT A FINISH

"W" Veneer	"G" HPL	"M" TFL	
TBCO	-	-	Baby's Cheek +10%
TBSW	-	-	Brown Sugar
TFSO	-	-	Fifty Shades +10%
TFBO	-	-	Fun Blonde +10%
TFBW	-	-	French Bordeaux
TLLW	-	-	Luscious Lager
TOBW	-	-	Organic Brown
WWP	-	-	Designer White

3 SELECT AN EDGE



Flat 3 mm

5 OPTIONS

ACCESSORIES

- K1R: Center Drawer - \$275
- K2R: Center Drawer w/ Skirt - \$375
- K28: Articulating Keyboard w/ Mouse - \$375

BENCH HOOK- UP SUPPORT

- BR530: Runoff desk support for 30" deep top - \$375

DOOR

- WPD3061: Full fill designer white - \$75 per door

GROMMET (STANDARD LOCATION)

Specify Color and Location Right/Left - \$45 ea.

- Black: TM30-R (Right), TM30-L (Left)
- Silver: TM31-R (Right), TM31-L (Left)
- White: TM34-R (Right), TM34-L (Left)

GROMMETS (NON-STANDARD LOCATION)

Provide drawing w/ Grommet Location and Specify Color - \$90 ea.

- TM30-NS: Black Specify Location
- TM31-NS: Silver Specify Location
- TM34-NS: White Specify Location

MODESTY

- HM1: Veneer half modesty - \$195

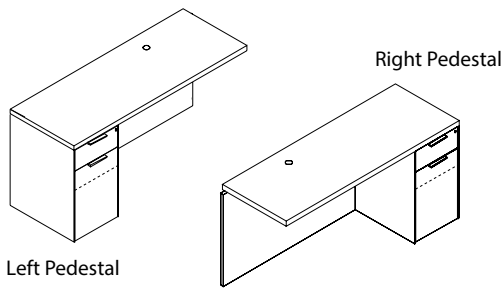
4 SELECT HARDWARE

FOR BOX OR FILE:
PL-300 Matte Chrome
FOR LATERALS:
PL-301 Matte Chrome

FOR BOX OR FILE:
PL-304 Matte Chrome
FOR LATERALS:
PL-305 Matte Chrome

FOR BOX OR FILE:
PL-302 White
FOR LATERALS:
PL-303 White

FOR BOX OR FILE:
PL-306 White
FOR LATERALS:
PL-307 White

"L" WORKSTATION RETURNS**BOX/HIDDEN BOX/FILE****STANDARD FEATURES**

- 1 Standard grommet w/ wire channel - matches pull finish or specify black TM30, silver TM31 or antique brass TM33
- Fixed Full Modesty
- Flush back hook-up detailing
- Locking drawers
- Recessed pedestal fronts
- Soft close suspension drawer(s)

- Left pedestal gets right grommet
- Right pedestal gets left grommet
- Top grain runs same as desk

NOTES[CLICK HERE TO VIEW PRODUCT INDEX](#)**1 SELECT A STYLE**

DIMENSIONS		STYLE NUMBER		LIST PRICE	STYLE NUMBER		LIST PRICE	STYLE NUMBER		LIST PRICE
W" x D" x H"	WGT	"W" Veneer	Veneer Top Veneer Chassis		"G" HPL	High Pressure Laminate Top Veneer Chassis		"M" TFL	Thermally Fused Laminate Top Thermally Fused Laminate Chassis	
Left Pedestal										
60 x 22 x 29.5	190	RFT6022RE211W		2587	"G" Option N/A			"M" Option N/A		
54 x 22 x 29.5	180	RFT5422RE211W		2521	"G" Option N/A			"M" Option N/A		
48 x 22 x 29.5	170	RFT4822RE211W		2455	"G" Option N/A			"M" Option N/A		
42 x 22 x 29.5	160	RFT4222RE211W		2389	"G" Option N/A			"M" Option N/A		
Right Pedestal										
60 x 22 x 29.5	190	RFT6022RE212W		2587	"G" Option N/A			"M" Option N/A		
54 x 22 x 29.5	180	RFT5422RE212W		2521	"G" Option N/A			"M" Option N/A		
48 x 22 x 29.5	170	RFT4822RE212W		2455	"G" Option N/A			"M" Option N/A		
42 x 22 x 29.5	160	RFT4222RE212W		2389	"G" Option N/A			"M" Option N/A		

2 SELECT A FINISH

"W" Veneer	"G" HPL	"M" TFL	
TBCO	-	-	Baby's Cheek +10%
TBSW	-	-	Brown Sugar
TFSO	-	-	Fifty Shades +10%
TFBO	-	-	Fun Blonde +10%
TFBW	-	-	French Bordeaux
TLLW	-	-	Luscious Lager
TOBW	-	-	Organic Brown
WWP	-	-	Designer White

3 SELECT AN EDGE**5 OPTIONS****ACCESSORIES**

- K1R: Center Drawer - \$275
- K28: Articulating Keyboard w/ Mouse - \$375

DRAWER

- WPD3061: Full fill designer white - \$75 per pedestal

GROMMETS (NON-STANDARD LOCATION)

Provide drawing w/ Grommet Location and Specify Color - \$90 ea.

- TM30-NS: Black Specify Location
- TM31-NS: Silver Specify Location
- TM34-NS: White Specify Location

MODESTY

- M34T: "W" "G" Style Drop Door Tech Modesty - \$125
- M51: Open Back Modesty with Wire Mgmt Rail - Deduct \$95

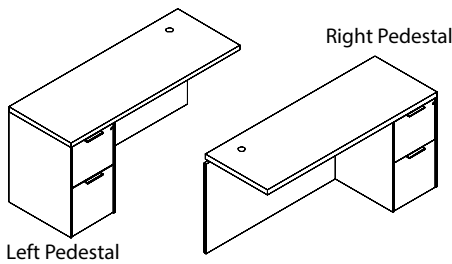
4 SELECT HARDWARE

FOR BOX OR FILE:
PL-300 Matte Chrome
FOR LATERALS:
PL-301 Matte Chrome

FOR BOX OR FILE:
PL-304 Matte Chrome
FOR LATERALS:
PL-305 Matte Chrome

FOR BOX OR FILE:
PL-302 White
FOR LATERALS:
PL-303 White

FOR BOX OR FILE:
PL-306 White
FOR LATERALS:
PL-307 White

"L" WORKSTATION RETURNS**FILE/FILE****STANDARD FEATURES**

- 1 Standard grommet w/ wire channel - matches pull finish or specify black TM30, silver TM31 or antique brass TM33
- Fixed Full Modesty
- Flush back hook-up detailing
- Locking drawers
- Recessed pedestal fronts
- Soft close suspension drawer(s)

- Left pedestal gets right grommet
- Right pedestal gets left grommet
- Top grain runs same as desk

NOTES[CLICK HERE TO VIEW PRODUCT INDEX](#)**1 SELECT A STYLE**

DIMENSIONS		STYLE NUMBER		LIST PRICE	STYLE NUMBER		LIST PRICE	STYLE NUMBER		LIST PRICE
W" x D" x H"	WGT	"W" Veneer	Veneer Top Veneer Chassis		"G" HPL	High Pressure Laminate Top Veneer Chassis		"M" TFL	Thermally Fused Laminate Top Thermally Fused Laminate Chassis	
Left Pedestal										
60 x 22 x 29.5	190	RFT6022RE195W		2587	"G" Option N/A			"M" Option N/A		
54 x 22 x 29.5	180	RFT5422RE195W		2521	"G" Option N/A			"M" Option N/A		
48 x 22 x 29.5	170	RFT4822RE195W		2455	"G" Option N/A			"M" Option N/A		
42 x 22 x 29.5	160	RFT4222RE195W		2389	"G" Option N/A			"M" Option N/A		
Right Pedestal										
60 x 22 x 29.5	190	RFT6022RE196W		2587	"G" Option N/A			"M" Option N/A		
54 x 22 x 29.5	180	RFT5422RE196W		2521	"G" Option N/A			"M" Option N/A		
48 x 22 x 29.5	170	RFT4822RE196W		2455	"G" Option N/A			"M" Option N/A		
42 x 22 x 29.5	160	RFT4222RE196W		2389	"G" Option N/A			"M" Option N/A		

2 SELECT A FINISH

"W" Veneer	"G" HPL	"M" TFL	
TBCO	-	-	Baby's Cheek +10%
TBSW	-	-	Brown Sugar
TFSO	-	-	Fifty Shades +10%
TFBO	-	-	Fun Blonde +10%
TFBW	-	-	French Bordeaux
TLLW	-	-	Luscious Lager
TOBW	-	-	Organic Brown
WWP	-	-	Designer White

3 SELECT AN EDGE**5 OPTIONS****ACCESSORIES**

- K1R: Center Drawer - \$275
- K28: Articulating Keyboard w/ Mouse - \$375

DRAWER

- P6: Modify File/File to Box/Box/File - \$50 per pedestal
- WPD3061: Full fill designer white - \$75 per pedestal

GROMMETS (NON-STANDARD LOCATION)

Provide drawing w/ Grommet Location and Specify Color - \$90 ea.

- TM30-NS: Black Specify Location
- TM31-NS: Silver Specify Location
- TM34-NS: White Specify Location

MODESTY

- M34T: "W" "G" Style Drop Door Tech Modesty - \$125
- M51: Open Back Modesty with Wire Mgmt Rail - Deduct \$95

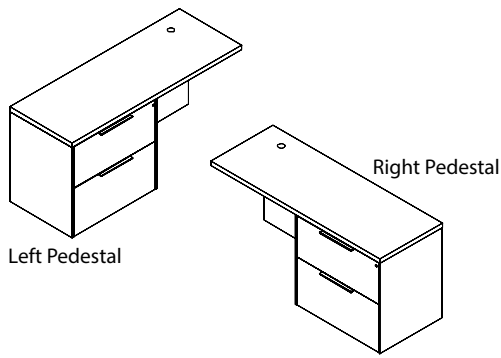
4 SELECT HARDWARE

FOR BOX OR FILE:
PL-300 Matte Chrome
FOR LATERALS:
PL-301 Matte Chrome

FOR BOX OR FILE:
PL-304 Matte Chrome
FOR LATERALS:
PL-305 Matte Chrome

FOR BOX OR FILE:
PL-302 White
FOR LATERALS:
PL-303 White

FOR BOX OR FILE:
PL-306 White
FOR LATERALS:
PL-307 White

"L" WORKSTATION RETURNS**LATERAL FILE****STANDARD FEATURES**

- 1 Standard grommet w/ wire channel - matches pull finish or specify black TM30, silver TM31 or antique brass TM33
- Fixed Full Modesty
- Flush back hook-up detailing
- Lateral file drawers feature Legal/Letter filing
- Locking drawers
- Recessed pedestal fronts
- Soft close suspension drawer(s)

NOTES

- Left pedestal gets right grommet
- Right pedestal gets left grommet

[CLICK HERE TO VIEW PRODUCT INDEX](#)
1 SELECT A STYLE

DIMENSIONS		STYLE NUMBER		LIST PRICE	STYLE NUMBER		LIST PRICE	STYLE NUMBER		LIST PRICE
W" x D" x H"	WGT	"W" Veneer	Veneer Top Veneer Chassis		"G" HPL	High Pressure Laminate Top Veneer Chassis		"M" TFL	Thermally Fused Laminate Top Thermally Fused Laminate Chassis	
Left Pedestal										
60 x 22 x 29.5	205	RFT6022RE187W		3105	"G" Option N/A			"M" Option N/A		
54 x 22 x 29.5	190	RFT5422RE187W		2973	"G" Option N/A			"M" Option N/A		
48 x 22 x 29.5	180	RFT4822RE187W		2840	"G" Option N/A			"M" Option N/A		
Right Pedestal										
60 x 22 x 29.5	205	RFT6022RE188W		3105	"G" Option N/A			"M" Option N/A		
54 x 22 x 29.5	190	RFT5422RE188W		2973	"G" Option N/A			"M" Option N/A		
48 x 22 x 29.5	180	RFT4822RE188W		2840	"G" Option N/A			"M" Option N/A		

2 SELECT A FINISH

"W" Veneer	"G" HPL	"M" TFL	
TBCO	-	-	Baby's Cheek +10%
TBSW	-	-	Brown Sugar
TFSO	-	-	Fifty Shades +10%
TFBO	-	-	Fun Blonde +10%
TFBW	-	-	French Bordeaux
TLLW	-	-	Luscious Lager
TOBW	-	-	Organic Brown
WWP	-	-	Designer White

3 SELECT AN EDGE**5 OPTIONS****ACCESSORIES**

- K1R: Center Drawer - \$275
- K28: Articulating Keyboard w/ Mouse - \$375

DRAWER

- WPD3061: Full fill designer white - \$150 per pedestal

GROMMETS (NON-STANDARD LOCATION)

Provide drawing w/ Grommet Location and Specify Color - \$90 ea.

- TM30-NS: Black Specify Location
- TM31-NS: Silver Specify Location
- TM34-NS: White Specify Location

MODESTY

- M34T: "W" "G" Style Drop Door Tech Modesty - \$125
- M51: Open Back Modesty with Wire Mgmt Rail - Deduct \$95

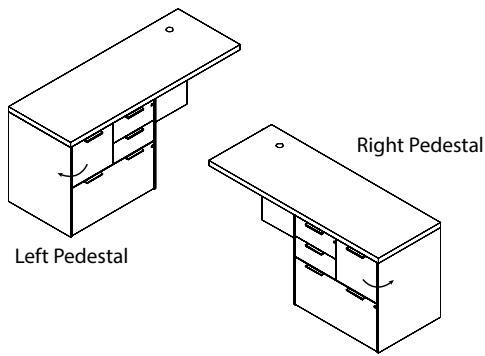
4 SELECT HARDWARE

FOR BOX OR FILE:
PL-300 Matte Chrome
FOR LATERALS:
PL-301 Matte Chrome

FOR BOX OR FILE:
PL-304 Matte Chrome
FOR LATERALS:
PL-305 Matte Chrome

FOR BOX OR FILE:
PL-302 White
FOR LATERALS:
PL-303 White

FOR BOX OR FILE:
PL-306 White
FOR LATERALS:
PL-307 White

"L" WORKSTATION RETURNS**BOX BOX/STORAGE/LATERAL FILE****STANDARD FEATURES**

- 1 Standard grommet w/ wire channel - matches pull finish or specify black TM30, silver TM31 or antique brass TM33
- Door beside box drawers for small personal storage
- Fixed Full Modesty
- Flush back hook-up detailing
- Locking drawers
- Recessed pedestal fronts
- Soft close suspension drawer(s)

- Top grain runs same as desk

NOTES

- Left pedestal gets right grommet
- Right pedestal gets left grommet

[CLICK HERE TO VIEW PRODUCT INDEX](#)**1 SELECT A STYLE**

DIMENSIONS		STYLE NUMBER		LIST PRICE	STYLE NUMBER		LIST PRICE	STYLE NUMBER		LIST PRICE
W" x D" x H"	WGT	"W" Veneer	Veneer Top Veneer Chassis		"G" HPL	High Pressure Laminate Top Veneer Chassis		"M" TFL	Thermally Fused Laminate Top Thermally Fused Laminate Chassis	
Left Pedestal										
60 x 22 x 29.5	205	RFT6022RE218W		3324	"G" Option N/A			"M" Option N/A		
54 x 22 x 29.5	190	RFT5422RE218W		3192	"G" Option N/A			"M" Option N/A		
48 x 22 x 29.5	180	RFT4822RE218W		3060	"G" Option N/A			"M" Option N/A		
Right Pedestal										
60 x 22 x 29.5	205	RFT6022RE219W		3324	"G" Option N/A			"M" Option N/A		
54 x 22 x 29.5	190	RFT5422RE219W		3192	"G" Option N/A			"M" Option N/A		
48 x 22 x 29.5	180	RFT4822RE219W		3060	"G" Option N/A			"M" Option N/A		

2 SELECT A FINISH

"W" Veneer	"G" HPL	"M" TFL	
TBCO	-	-	Baby's Cheek +10%
TBSW	-	-	Brown Sugar
TFSO	-	-	Fifty Shades +10%
TFBO	-	-	Fun Blonde +10%
TFBW	-	-	French Bordeaux
TLLW	-	-	Luscious Lager
TOBW	-	-	Organic Brown
WWP	-	-	Designer White

3 SELECT AN EDGE**5 OPTIONS****ACCESSORIES**

- K1R: Center Drawer - \$275
- K28: Articulating Keyboard w/ Mouse - \$375

DOOR

- D2: Wood Door Lock - \$95 per Door
- D6: Delete Doors - n/c

DRAWER

- WPD3061: Full fill designer white - \$150 per pedestal

GROMMETS (NON-STANDARD LOCATION)

Provide drawing w/ Grommet Location and Specify Color - \$90 ea.

- TM30-NS: Black Specify Location
- TM31-NS: Silver Specify Location
- TM34-NS: White Specify Location

MODESTY

- M34T: "W" "G" Style Drop Door Tech Modesty - \$125
- M51: Open Back Modesty with Wire Mgmt Rail - Deduct \$95

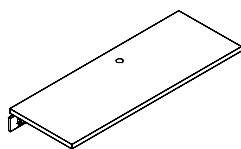
4 SELECT HARDWARE

FOR BOX OR FILE:
PL-300 Matte Chrome
FOR LATERALS:
PL-301 Matte Chrome

FOR BOX OR FILE:
PL-304 Matte Chrome
FOR LATERALS:
PL-305 Matte Chrome

FOR BOX OR FILE:
PL-302 White
FOR LATERALS:
PL-303 White

FOR BOX OR FILE:
PL-306 White
FOR LATERALS:
PL-307 White



Open Back

OPEN BACK

STANDARD FEATURES

- 1 - 1/2" Thick work surface
- 1 Standard grommet w/ wire channel - matches pull finish or specify Black TM30, Silver TM31 or Antique Brass TM33
- Flush back hook-up
- Top grain runs same as desk
- Wire channel

[CLICK HERE TO VIEW PRODUCT INDEX](#)

1 SELECT A STYLE

DIMENSIONS		STYLE NUMBER		LIST PRICE	STYLE NUMBER		LIST PRICE	STYLE NUMBER		LIST PRICE
W" x D" x H"	WGT	"W" Veneer	Veneer Top Veneer Chassis		"G" HPL	High Pressure Laminate Top Veneer Chassis		"M" TFL	Thermally Fused Laminate Top Thermally Fused Laminate Chassis	
60 x 22 x 29.5	70	RFT6022BR151W		1240	"G" Option N/A			"M" Option N/A		
54 x 22 x 29.5	65	RFT5422BR151W		1154	"G" Option N/A			"M" Option N/A		
48 x 22 x 29.5	60	RFT4822BR151W		1068	"G" Option N/A			"M" Option N/A		
42 x 22 x 29.5	55	RFT4222BR151W		1002	"G" Option N/A			"M" Option N/A		

2 SELECT A FINISH

"W" Veneer	"G" HPL	"M" TFL	
TBCO	-	-	Baby's Cheek +10%
TBSW	-	-	Brown Sugar
TF50	-	-	Fifty Shades +10%
TFBO	-	-	Fun Blonde +10%
TFBW	-	-	French Bordeaux
TLLW	-	-	Luscious Lager
TOBW	-	-	Organic Brown
WWP	-	-	Designer White

3 SELECT AN EDGE



Flat 3 mm

5 OPTIONS

ACCESSORIES

- K28: Articulating Keyboard w/ Mouse - \$375

GROMMETS (NON-STANDARD LOCATION)

Provide drawing w/ Grommet Location and Specify Color - \$90 ea.

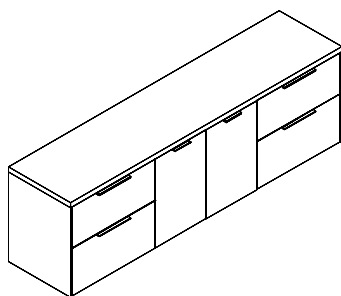
- TM30-NS: Black Specify Location
- TM31-NS: Silver Specify Location
- TM34-NS: White Specify Location

MODESTY

- M37 : "W" "G" Style Fixed Full Modesty - \$125
- M34T-O: "W" "G" Style Drop Door Tech Modesty - \$295

4 SELECT HARDWARE

Hardware
Option Not
Available



FILE/STORAGE

STANDARD FEATURES

- 1 - 1/2" Thick work surface
- Center storage has 1 adjustable wood shelf
- Lateral Files feature Legal/Letter filing
- Locking drawers
- Recessed front detailing
- Soft close suspension drawer(s)
- Solid lumber core banded end panels

OPB Option for Open Plan application

NOTES

- Unit not designed for open plan use. Select

[CLICK HERE TO VIEW PRODUCT INDEX](#)

1 SELECT A STYLE

DIMENSIONS		STYLE NUMBER	LIST PRICE	STYLE NUMBER	LIST PRICE	STYLE NUMBER	LIST PRICE
W" x D" x H"	WGT	"W" Veneer	Veneer Top Veneer Chassis	"G" HPL	High Pressure Laminate Top Veneer Chassis	"M" TFL	Thermally Fused Laminate Top Thermally Fused Laminate Chassis
Lateral File							
96 x 22 x 29.5	325	RFT9622CA651W	6983	"G" Option N/A		"M" Option N/A	
90 x 22 x 29.5	315	RFT9022CA651W	6587	"G" Option N/A		"M" Option N/A	

2 SELECT A FINISH

"W" Veneer	"G" HPL	"M" TFL	
TBCO	-	-	Baby's Cheek +10%
TBSW	-	-	Brown Sugar
TFSO	-	-	Fifty Shades +10%
TFBO	-	-	Fun Blonde +10%
TFBW	-	-	French Bordeaux
TLLW	-	-	Luscious Lager
TOBW	-	-	Organic Brown
WWP	-	-	Designer White

3 SELECT AN EDGE



Flat 3 mm

5 OPTIONS

ACCESSORIES

- MTL30-S: Silver metal legs - \$300 unit
- MTL30-W: White metal legs - \$400 unit

DOOR

- D2: Wood Door Lock - \$95 per Door Set
- D6: Delete Doors - n/c
- D9SC: Soft Close Door Hinges - \$15 per Door

DRAWER / DOOR

- WPD3061: Full fill designer white - \$150 per lateral pedestal
- WPD3061: Full fill designer white - \$75 per credenza door

GROMMET (STANDARD LOCATION)

- Specify Color and Location (Right/Left/Center) - \$45 ea.
- Black: TM30-R (Right), TM30-L (Left), TM30-C (Center)
- Silver: TM31-R (Right), TM31-L (Left), TM31-C (Center)
- White: TM34-R (Right), TM34-L (Left), TM34-C (Center)

OPEN PLAN

- OPB: "W" "G" Style - Modify Unit for Open Plan Application - \$195

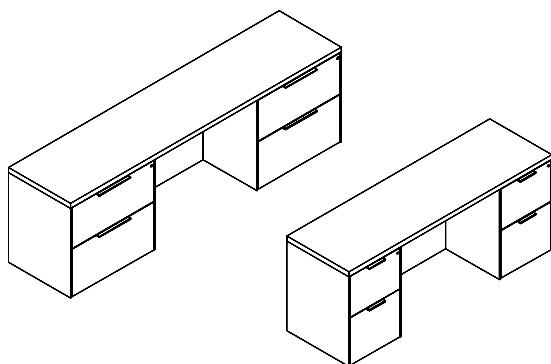
4 SELECT HARDWARE

FOR BOX OR FILE:
PL-300 Matte Chrome
FOR LATERALS:
PL-301 Matte Chrome

FOR BOX OR FILE:
PL-304 Matte Chrome
FOR LATERALS:
PL-305 Matte Chrome

FOR BOX OR FILE:
PL-302 White
FOR LATERALS:
PL-303 White

FOR BOX OR FILE:
PL-306 White
FOR LATERALS:
PL-307 White



KNEESPACE FILE/FILE AND LATERAL FILE

STANDARD FEATURES

- 1 - 1/2" Thick work surface
- Fixed Full Modesty
- Full extension locking drawers
- Legal/Letter filing
- Recessed front detailing
- Soft close suspension drawer(s)
- Solid lumber core banded end panels

OPB Option for Open Plan application

NOTES

- Unit not designed for open plan use. Select

[CLICK HERE TO VIEW PRODUCT INDEX](#)

1 SELECT A STYLE

DIMENSIONS		STYLE NUMBER	LIST PRICE	STYLE NUMBER	LIST PRICE	STYLE NUMBER	LIST PRICE
W" x D" x H"	WGT	"W" Veneer Veneer Top Veneer Chassis		"G" HPL High Pressure Laminate Top Veneer Chassis		"M" TFL Thermally Fused Laminate Top Thermally Fused Laminate Chassis	
Lateral File							
96 x 22 x 29.5	300	RFT9622CA052W	5499	"G" Option N/A		"M" Option N/A	
90 x 22 x 29.5	290	RFT9022CA052W	5366	"G" Option N/A		"M" Option N/A	
File/File							
84 x 22 x 29.5	255	RFT8422CA054W	4453	"G" Option N/A		"M" Option N/A	
72 x 22 x 29.5	220	RFT7222CA054W	4269	"G" Option N/A		"M" Option N/A	
60 x 22 x 29.5	200	RFT6022CA054W	4127	"G" Option N/A		"M" Option N/A	

2 SELECT A FINISH

"W" Veneer	"G" HPL	"M" TFL	
TBCO	-	-	Baby's Cheek +10%
TBSW	-	-	Brown Sugar
TFSO	-	-	Fifty Shades +10%
TFBO	-	-	Fun Blonde +10%
TFBW	-	-	French Bordeaux
TLLW	-	-	Luscious Lager
TOBW	-	-	Organic Brown
WWP	-	-	Designer White

3 SELECT AN EDGE



Flat 3 mm

5 OPTIONS

ACCESSORIES

- K1R: Center Drawer - \$275
- K28: Articulating Keyboard w/ Mouse - \$375
- MTL40-S: Silver metal legs - \$400 unit
- MTL40-W: White metal legs - \$600 unit

DRAWER

- P6: Modify File/File to Box/Box/File - \$50 per pedestal
- WPD3061: Full fill designer white - \$150 per lateral pedestal
- WPD3061: Full fill designer white - \$75 per F/F pedestal

GROMMET (STANDARD LOCATION)

- Specify Color - \$45 ea.
- Black: TM30-C (Center)
- Silver: TM31-C (Center)
- White: TM34-C (Center)

GROMMETS (NON-STANDARD LOCATION)

- Provide drawing w/ Grommet Location and Specify Color - \$90 ea.
- TM30-NS: Black Specify Location
- TM31-NS: Silver Specify Location
- TM34-NS: White Specify Location

MODESTY

- M34T: "W" "G" Style Drop Door Tech Modesty - \$125
- M51: Open Back Modesty with Wire Mgmt Rail - Deduct \$95

OPEN PLAN

- OPB: "W" "G" Style - Modify Unit for Open Plan Application - \$195

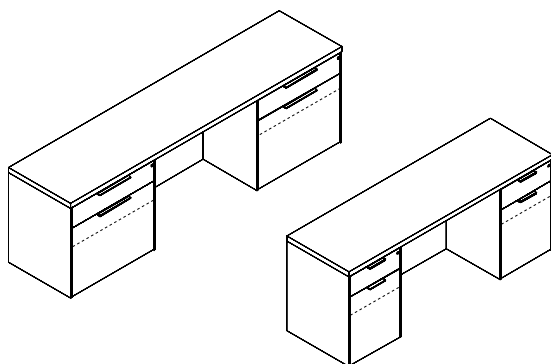
4 SELECT HARDWARE

FOR BOX OR FILE:
PL-300 Matte Chrome
FOR LATERALS:
PL-301 Matte Chrome

FOR BOX OR FILE:
PL-304 Matte Chrome
FOR LATERALS:
PL-305 Matte Chrome

FOR BOX OR FILE:
PL-302 White
FOR LATERALS:
PL-303 White

FOR BOX OR FILE:
PL-306 White
FOR LATERALS:
PL-307 White



KNEESPACE BOX/HIDDEN BOX/FILE

STANDARD FEATURES

- 1 - 1/2" Thick work surface
- Fixed Full Modesty
- Full extension locking drawers
- Legal/Letter filing
- Recessed front detailing
- Soft close suspension drawer(s)
- Solid lumber core banded end panels

OPB Option for Open Plan application

NOTES

- Unit not designed for open plan use. Select

[CLICK HERE TO VIEW PRODUCT INDEX](#)

1 SELECT A STYLE

DIMENSIONS		STYLE NUMBER		LIST PRICE	STYLE NUMBER		LIST PRICE	STYLE NUMBER		LIST PRICE
W" x D" x H"	WGT	"W" Veneer	Veneer Top Veneer Chassis		"G" HPL	High Pressure Laminate Top Veneer Chassis		"M" TFL	Thermally Fused Laminate Top Thermally Fused Laminate Chassis	
4 Box Drawers 2 Lateral Files										
96 x 22 x 29.5	300	RFT9622CA684W		5604	"G" Option N/A			"M" Option N/A		
90 x 22 x 29.5	290	RFT9022CA684W		5471	"G" Option N/A			"M" Option N/A		
4 Box Drawers 2 Files										
84 x 22 x 29.5	255	RFT8422CA685W		4558	"G" Option N/A			"M" Option N/A		
72 x 22 x 29.5	220	RFT7222CA685W		4374	"G" Option N/A			"M" Option N/A		
60 x 22 x 29.5	200	RFT6022CA685W		4232	"G" Option N/A			"M" Option N/A		

2 SELECT A FINISH

"W" Veneer	"G" HPL	"M" TFL
TBCO	-	Baby's Cheek +10%
TBSW	-	Brown Sugar
TFSO	-	Fifty Shades +10%
TFBO	-	Fun Blonde +10%
TFBW	-	French Bordeaux
TLLW	-	Luscious Lager
TOBW	-	Organic Brown
WWP	-	Designer White

3 SELECT AN EDGE



Flat 3 mm

5 OPTIONS

ACCESSORIES

- K1R: Center Drawer - \$275
- K28: Articulating Keyboard w/ Mouse - \$375
- MTL40-S: Silver metal legs - \$400 unit
- MTL40-W: White metal legs - \$600 unit

DRAWER

- WPD3061: Full fill designer white - \$150 per lateral pedestal
- WPD3061: Full fill designer white - \$75 per B/B/F pedestal

GROMMET (STANDARD LOCATION)

- Specify Color - \$45 ea.
- Black: TM30-C (Center)
- Silver: TM31-C (Center)
- White: TM34-C (Center)

GROMMETS (NON-STANDARD LOCATION)

- Provide drawing w/ Grommet Location and Specify Color - \$90 ea.
- TM30-NS: Black Specify Location
- TM31-NS: Silver Specify Location
- TM34-NS: White Specify Location

MODESTY

- M34T: "W" "G" Style Drop Door Tech Modesty - \$125
- M51: Open Back Modesty with Wire Mgmt Rail - Deduct \$95

OPEN PLAN

- OPB: "W" "G" Style - Modify Unit for Open Plan Application - \$195

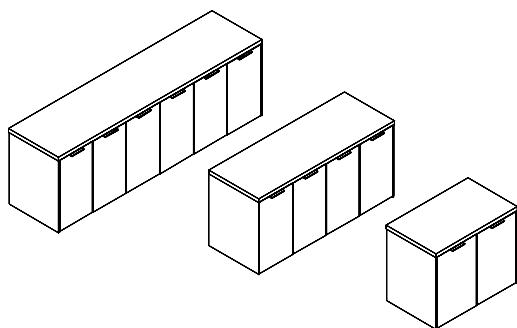
4 SELECT HARDWARE

FOR BOX OR FILE:
PL-300 Matte Chrome
FOR LATERALS:
PL-301 Matte Chrome

FOR BOX OR FILE:
PL-304 Matte Chrome
FOR LATERALS:
PL-305 Matte Chrome

FOR BOX OR FILE:
PL-302 White
FOR LATERALS:
PL-303 White

FOR BOX OR FILE:
PL-306 White
FOR LATERALS:
PL-307 White



STORAGE WITH HINGED DOORS

STANDARD FEATURES

- 1 - 1/2" Thick work surface
- Adjustable finished shelf behind each door section
- Recessed front detailing
- Solid lumber core banded end panels

NOTES

- Unit not designed for open plan use. Select OPB Option for Open Plan application

[CLICK HERE TO VIEW PRODUCT INDEX](#)

1 SELECT A STYLE

DIMENSIONS		STYLE NUMBER		LIST PRICE	STYLE NUMBER		LIST PRICE	STYLE NUMBER		LIST PRICE
W" x D" x H"	WGT	"W" Veneer	Veneer Top Veneer Chassis		"G" HPL	High Pressure Laminate Top Veneer Chassis		"M" TFL	Thermally Fused Laminate Top Thermally Fused Laminate Chassis	
6 Door										
96 x 22 x 29.5	285	RFT9622CA125W		5353	"G" Option N/A			"M" Option N/A		
90 x 22 x 29.5	270	RFT9022CA125W		5202	"G" Option N/A			"M" Option N/A		
4 Door										
72 x 22 x 29.5	225	RFT7222CA125W		4201	"G" Option N/A			"M" Option N/A		
60 x 22 x 29.5	195	RFT6022CA125W		3962	"G" Option N/A			"M" Option N/A		
2 Door										
36 x 22 x 29.5	130	RFT3622CA125W		2200	"G" Option N/A			"M" Option N/A		
30 x 22 x 29.5	115	RFT3022CA125W		2024	"G" Option N/A			"M" Option N/A		

2 SELECT A FINISH

"W" Veneer	"G" HPL	"M" TFL	
TBCO	-	-	Baby's Cheek +10%
TBSW	-	-	Brown Sugar
TFSO	-	-	Fifty Shades +10%
TFBO	-	-	Fun Blonde +10%
TFBW	-	-	French Bordeaux
TLLW	-	-	Luscious Lager
TOBW	-	-	Organic Brown
WWP	-	-	Designer White

3 SELECT AN EDGE



5 OPTIONS

ACCESSORIES

- MTL30-S: Silver metal legs - \$300 unit
- MTL30-W: White metal legs - \$400 unit

DOOR

- D2: Wood Door Lock - \$95 per Door Set
- D6: Delete Doors - n/c
- WPD3061: Full fill designer white - \$75 per door

GROMMET (STANDARD LOCATION)

- Specify Color and Location (Right/Left/Center) - \$45 ea.
- Black: TM30-R (Right), TM30-L (Left), TM30-C (Center)
- Silver: TM31-R (Right), TM31-L (Left), TM31-C (Center)
- White: TM34-R (Right), TM34-L (Left), TM34-C (Center)

OPEN PLAN

- OPB: "W" "G" Style - Modify Unit for Open Plan Application - \$195

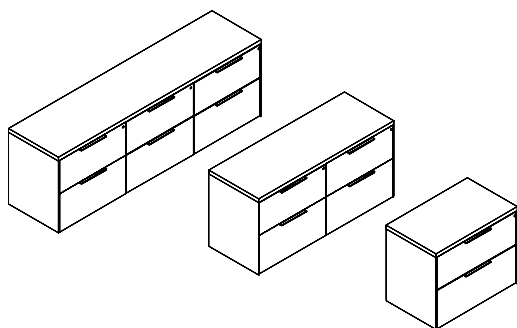
4 SELECT HARDWARE

FOR BOX OR FILE:
PL-300 Matte Chrome
FOR LATERALS:
PL-301 Matte Chrome

FOR BOX OR FILE:
PL-304 Matte Chrome
FOR LATERALS:
PL-305 Matte Chrome

FOR BOX OR FILE:
PL-302 White
FOR LATERALS:
PL-303 White

FOR BOX OR FILE:
PL-306 White
FOR LATERALS:
PL-307 White



LATERAL FILE

STANDARD FEATURES

- 1 - 1/2" Thick work surface
- Lateral has legal/ double letter filing
- Locking drawers
- Recessed front detailing
- Soft close suspension drawer(s)
- Solid lumber core banded end panels

NOTES

- Unit not designed for open plan use. Select OPB Option for Open Plan application

[CLICK HERE TO VIEW PRODUCT INDEX](#)

1 SELECT A STYLE

DIMENSIONS		STYLE NUMBER	LIST PRICE	STYLE NUMBER	LIST PRICE	STYLE NUMBER	LIST PRICE
W" x D" x H"	WGT	"W" Veneer Veneer Top Veneer Chassis		"G" HPL High Pressure Laminate Top Veneer Chassis		"M" TFL Thermally Fused Laminate Top Thermally Fused Laminate Chassis	
6 Drawer							
96 x 22 x 29.5	420	RFT9622CA104W	7103	"G" Option N/A		"M" Option N/A	
90 x 22 x 29.5	410	RFT9022CA104W	6925	"G" Option N/A		"M" Option N/A	
4 Drawer							
72 x 22 x 29.5	310	RFT7222CA104W	4745	"G" Option N/A		"M" Option N/A	
60 x 22 x 29.5	280	RFT6022CA104W	4539	"G" Option N/A		"M" Option N/A	
2 Drawer							
42 x 22 x 29.5	180	RFT4222CA104W	2378	"G" Option N/A		"M" Option N/A	
36 x 22 x 29.5	160	RFT3622CA104W	2143	"G" Option N/A		"M" Option N/A	
30 x 22 x 29.5	145	RFT3022CA104W	2055	"G" Option N/A		"M" Option N/A	

2 SELECT A FINISH

"W" Veneer	"G" HPL	"M" TFL	
TBCO	-	-	Baby's Cheek +10%
TBSW	-	-	Brown Sugar
TFSO	-	-	Fifty Shades +10%
TFBO	-	-	Fun Blonde +10%
TFBW	-	-	French Bordeaux
TLLW	-	-	Luscious Lager
TOBW	-	-	Organic Brown
WWP	-	-	Designer White

3 SELECT AN EDGE



Flat 3 mm

5 OPTIONS

ACCESSORIES

- MTL30-S: Silver metal legs - \$300 unit
- MTL30-W: White metal legs - \$400 unit

DRAWER

- WPD3061: Full fill designer white - \$150 per pedestal

GROMMET (STANDARD LOCATION)

Specify Color and Location (Right/Left/Center) - \$45 ea.

- Black: TM30-R (Right), TM30-L (Left), TM30-C (Center)
- Silver: TM31-R (Right), TM31-L (Left), TM31-C (Center)
- White: TM34-R (Right), TM34-L (Left), TM34-C (Center)

OPEN PLAN

- OPB: "W" "G" Style - Modify Unit for Open Plan Application - \$195

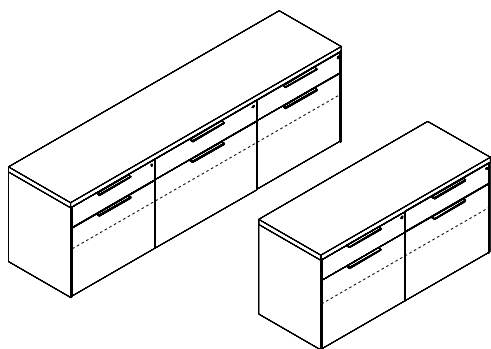
4 SELECT HARDWARE

FOR BOX OR FILE:
PL-300 Matte Chrome
FOR LATERALS:
PL-301 Matte Chrome

FOR BOX OR FILE:
PL-304 Matte Chrome
FOR LATERALS:
PL-305 Matte Chrome

FOR BOX OR FILE:
PL-302 White
FOR LATERALS:
PL-303 White

FOR BOX OR FILE:
PL-306 White
FOR LATERALS:
PL-307 White



BOX/HIDDEN BOX/LATERAL FILE

STANDARD FEATURES

- 1 - 1/2" Thick work surface
- Lateral has legal/ double letter filing
- Recessed front detailing
- Soft close suspension drawer(s)
- Solid lumber core banded end panels
- Unit features 2 large box drawers and lateral file underneath

OPB Option for Open Plan application

NOTES

- Unit not designed for open plan use. Select

[CLICK HERE TO VIEW PRODUCT INDEX](#)

1 SELECT A STYLE

DIMENSIONS		STYLE NUMBER	LIST PRICE	STYLE NUMBER	LIST PRICE	STYLE NUMBER	LIST PRICE
W" x D" x H"	WGT	"W" Veneer Veneer Top Veneer Chassis		"G" HPL High Pressure Laminate Top Veneer Chassis		"M" TFL Thermally Fused Laminate Top Thermally Fused Laminate Chassis	
6 Box Drawers 3 Lateral Files							
96 x 22 x 29.5	420	RFT9622CA671W	7103	"G" Option N/A		"M" Option N/A	
90 x 22 x 29.5	400	RFT9022CA671W	6925	"G" Option N/A		"M" Option N/A	
4 Box Drawers 2 Files							
72 x 22 x 29.5	310	RFT7222CA671W	4745	"G" Option N/A		"M" Option N/A	
60 x 22 x 29.5	280	RFT6022CA671W	4539	"G" Option N/A		"M" Option N/A	

2 SELECT A FINISH

"W" Veneer	"G" HPL	"M" TFL	
TBCO	-	-	Baby's Cheek +10%
TBSW	-	-	Brown Sugar
TFSO	-	-	Fifty Shades +10%
TFBO	-	-	Fun Blonde +10%
TFBW	-	-	French Bordeaux
TLLW	-	-	Luscious Lager
TOBW	-	-	Organic Brown
WWP	-	-	Designer White

3 SELECT AN EDGE



Flat 3 mm

5 OPTIONS

ACCESSORIES

- MTL30-S: Silver metal legs - \$300 unit
- MTL30-W: White metal legs - \$400 unit

DRAWER

- WPD3061: Full fill designer white - \$150 per pedestal

GROMMET (STANDARD LOCATION)

Specify Color and Location (Right/Left/Center) - \$45 ea.

- Black: TM30-R (Right), TM30-L (Left), TM30-C (Center)
- Silver: TM31-R (Right), TM31-L (Left), TM31-C (Center)
- White: TM34-R (Right), TM34-L (Left), TM34-C (Center)

OPEN PLAN

- OPB: "W" "G" Style - Modify Unit for Open Plan Application - \$195

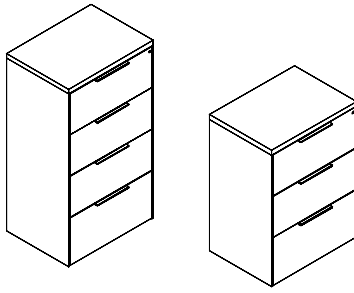
4 SELECT HARDWARE

FOR BOX OR FILE:
PL-300 Matte Chrome
FOR LATERALS:
PL-301 Matte Chrome

FOR BOX OR FILE:
PL-304 Matte Chrome
FOR LATERALS:
PL-305 Matte Chrome

FOR BOX OR FILE:
PL-302 White
FOR LATERALS:
PL-303 White

FOR BOX OR FILE:
PL-306 White
FOR LATERALS:
PL-307 White

**VERTICAL LATERAL FILE****STANDARD FEATURES**

- 1 -1/2" Thick work surface
- Lateral has legal/ double letter filing
- Locking drawers
- Recessed front detailing
- Soft close suspension drawer(s)
- Solid lumber core banded end panels

NOTES

- Unit not designed for open plan use. Select OPB Option for Open Plan application

[CLICK HERE TO VIEW PRODUCT INDEX](#)

1

SELECT A STYLE

DIMENSIONS		STYLE NUMBER	LIST PRICE	STYLE NUMBER	LIST PRICE	STYLE NUMBER	LIST PRICE
W" x D" x H"	WGT	"W" Veneer Veneer Top Veneer Chassis		"G" HPL High Pressure Laminate Top Veneer Chassis		"M" TFL Thermally Fused Laminate Top Thermally Fused Laminate Chassis	
4 Drawer							
30 x 22 x 54	250	RFT3022FI111W	3730	"G" Option N/A		"M" Option N/A	
36 x 22 x 54	275	RFT3622FI111W	3862	"G" Option N/A		"M" Option N/A	
3 Drawer							
30 x 22 x 42	215	RFT3022FI112W	3291	"G" Option N/A		"M" Option N/A	
36 x 22 x 42	235	RFT3622FI112W	3423	"G" Option N/A		"M" Option N/A	

2

SELECT A FINISH

"W" Veneer	"G" HPL	"M" TFL	
TBCO	-	-	Baby's Cheek +10%
TBSW	-	-	Brown Sugar
TFSO	-	-	Fifty Shades +10%
TFBO	-	-	Fun Blonde +10%
TFBW	-	-	French Bordeaux
TLLW	-	-	Luscious Lager
TOBW	-	-	Organic Brown
WWP	-	-	Designer White

3

SELECT AN EDGE


Flat 3 mm

5

OPTIONS
ACCESSORIES

- MTL30-S: Silver metal legs - \$300 unit
- MTL30-W: White metal legs - \$400 unit

DRAWER

- WPD3061: Full fill designer white - \$150 per pedestal

OPEN PLAN

- OPB: "W" "G" Style - Modify Unit for Open Plan Application - \$195

4

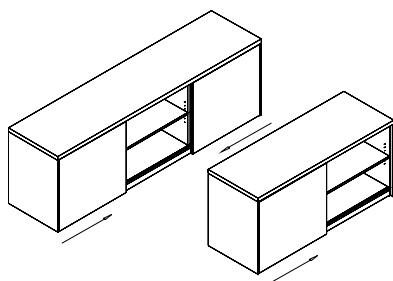
SELECT HARDWARE

FOR BOX OR FILE:
PL-300 Matte Chrome
FOR LATERALS:
PL-301 Matte Chrome

FOR BOX OR FILE:
PL-304 Matte Chrome
FOR LATERALS:
PL-305 Matte Chrome

FOR BOX OR FILE:
PL-302 White
FOR LATERALS:
PL-303 White

FOR BOX OR FILE:
PL-306 White
FOR LATERALS:
PL-307 White



STORAGE WITH SLIDING DOOR

STANDARD FEATURES

- 1 -1/2" Thick work surface
- Adjustable finished shelf behind each door section
- Recessed front detailing
- Solid lumber core banded end panels

NOTES

- Unit not designed for open plan use. Select OPB Option for Open Plan application

[CLICK HERE TO VIEW PRODUCT INDEX](#)

1 SELECT A STYLE

DIMENSIONS		STYLE NUMBER	LIST PRICE	STYLE NUMBER	LIST PRICE	STYLE NUMBER	LIST PRICE
W" x D" x H"	WGT	"W" Veneer Veneer Top Veneer Chassis		"G" HPL High Pressure Laminate Top Veneer Chassis		"M" TFL Thermally Fused Laminate Top Thermally Fused Laminate Chassis	
2 Door							
90 x 22 x 29.5	265	RFT9022CA121W	5013	"G" Option N/A		"M" Option N/A	
1 Door							
72 x 22 x 29.5	220	RFT7222CA121W	4017	"G" Option N/A		"M" Option N/A	
60 x 22 x 29.5	190	RFT6022CA121W	3793	"G" Option N/A		"M" Option N/A	

2 SELECT A FINISH

"W" Veneer	"G" HPL	"M" TFL	
TBCO	-	-	Baby's Cheek +10%
TBSW	-	-	Brown Sugar
TFSO	-	-	Fifty Shades +10%
TFBO	-	-	Fun Blonde +10%
TFBW	-	-	French Bordeaux
TLLW	-	-	Luscious Lager
TOBW	-	-	Organic Brown
WWP	-	-	Designer White

3 SELECT AN EDGE



Flat 3 mm

5 OPTIONS

ACCESSORIES

- MTL30-S: Silver metal legs - \$300 unit
- MTL30-W: White metal legs - \$400 unit

DOOR

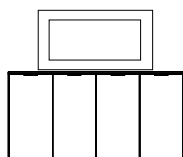
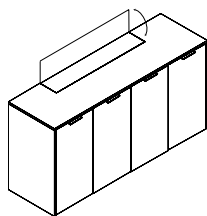
- RF750AW: Replace wood sliding door w/ aluminum accent frame - \$750 per door
- WPD3061: Full fill designer white - \$75 per door

OPEN PLAN

- OPB: "W" "G" Style - Modify Unit for Open Plan Application - \$195

4 SELECT HARDWARE

Hardware
Option Not
Available



TV CABINET/STORAGE CREENZA

STANDARD FEATURES

- 1 - 1/2" Thick work surface
- 3 Adjustable black shelves per section
- Electric lift and storage shelf for video/audio hardware
- Recessed front detailing
- Solid lumber core banded end panels

- Unit not designed for open plan use. Select OPB Option for Open Plan application

NOTES

- Specify TV size 40" - 49", 50" - 60"
- Shelf depth 12.75 in

[CLICK HERE TO VIEW PRODUCT INDEX](#)

1 SELECT A STYLE

DIMENSIONS		STYLE NUMBER	LIST PRICE	STYLE NUMBER	LIST PRICE	STYLE NUMBER	LIST PRICE
W" x D" x H"	WGT	"W" Veneer Veneer Top Veneer Chassis		"G" HPL High Pressure Laminate Top Veneer Chassis		"M" TFL Thermally Fused Laminate Top Thermally Fused Laminate Chassis	
72 x 22 x 45		RFT7222CA692W	7651	"G" Option N/A		"M" Option N/A	

2 SELECT A FINISH

"W" Veneer	"G" HPL	"M" TFL	
TBCO	-	-	Baby's Cheek +10%
TBSW	-	-	Brown Sugar
TFSO	-	-	Fifty Shades +10%
TFBO	-	-	Fun Blonde +10%
TFBW	-	-	French Bordeaux
TLLW	-	-	Luscious Lager
TOBW	-	-	Organic Brown
WWP	-	-	Designer White

3 SELECT AN EDGE



Flat 3 mm

5 OPTIONS

ACCESSORIES

- MTL30-S: Silver metal legs - \$300 unit
- MTL30-W: White metal legs - \$400 unit

DOOR

- D2: Wood Door Lock - \$95 per Door Set
- WPD3061: Full fill designer white - \$75 per door

GROMMETS (VERTICAL SURFACE)

- Standard Location - \$45 ea.
- Black Plastic Vertical Surface: TM50-C (Bottom Center)
- Non-Standard Location - \$90 ea.
- Black Plastic Vertical Surface: TM50-NS

OPEN PLAN

- OPB: "W" "G" Style - Modify Unit for Open Plan Application - \$195

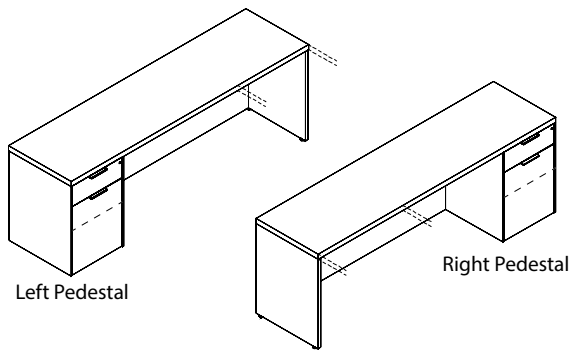
4 SELECT HARDWARE

FOR BOX OR FILE:
PL-300 Matte Chrome
FOR LATERALS:
PL-301 Matte Chrome

FOR BOX OR FILE:
PL-304 Matte Chrome
FOR LATERALS:
PL-305 Matte Chrome

FOR BOX OR FILE:
PL-302 White
FOR LATERALS:
PL-303 White

FOR BOX OR FILE:
PL-306 White
FOR LATERALS:
PL-307 White

**BOX/HIDDEN BOX/FILE****STANDARD FEATURES**

- 1 - 1/2" Thick work surface
- Fixed Full Modesty
- Locking drawers
- Recessed front detailing
- Soft close suspension drawer(s)
- Solid lumber core banded end panels

NOTES

- Unit not designed for open plan use. Select OPB Option for Open Plan application

[CLICK HERE TO VIEW PRODUCT INDEX](#)
1 SELECT A STYLE

DIMENSIONS		STYLE NUMBER		LIST PRICE	STYLE NUMBER		LIST PRICE	STYLE NUMBER		LIST PRICE
W" x D" x H"	WGT	"W" Veneer	Veneer Top Veneer Chassis		"G" HPL	High Pressure Laminate Top Veneer Chassis		"M" TFL	Thermally Fused Laminate Top Thermally Fused Laminate Chassis	
Left Pedestal										
96 x 22 x 29.5	210	RFT9622CA795W		4345	"G" Option N/A			"M" Option N/A		
90 x 22 x 29.5	200	RFT9022CA795W		4071	"G" Option N/A			"M" Option N/A		
84 x 22 x 29.5	190	RFT8422CA795W		3670	"G" Option N/A			"M" Option N/A		
72 x 22 x 29.5	180	RFT7222CA795W		3135	"G" Option N/A			"M" Option N/A		
66 x 22 x 29.5	170	RFT6622CA795W		2943	"G" Option N/A			"M" Option N/A		
Right Pedestal										
96 x 22 x 29.5	210	RFT9622CA796W		4345	"G" Option N/A			"M" Option N/A		
90 x 22 x 29.5	200	RFT9022CA796W		4071	"G" Option N/A			"M" Option N/A		
84 x 22 x 29.5	190	RFT8422CA796W		3670	"G" Option N/A			"M" Option N/A		
72 x 22 x 29.5	180	RFT7222CA796W		3135	"G" Option N/A			"M" Option N/A		
66 x 22 x 29.5	170	RFT6622CA796W		2943	"G" Option N/A			"M" Option N/A		

2 SELECT A FINISH

"W" Veneer	"G" HPL	"M" TFL	
TBCO	-	-	Baby's Cheek +10%
TBSW	-	-	Brown Sugar
TFSO	-	-	Fifty Shades +10%
TFBO	-	-	Fun Blonde +10%
TFBW	-	-	French Bordeaux
TLLW	-	-	Luscious Lager
TOBW	-	-	Organic Brown
WWP	-	-	Designer White

3 SELECT AN EDGE**5 OPTIONS****ACCESSORIES**

- K28: Articulating Keyboard w/ Mouse - \$375

DRAWER

- WPD3061: Full fill designer white - \$75 per pedestal

GROMMET (STANDARD LOCATION)

- Specify Color - \$45 ea.
- Black: TM30-C (Center)
- Silver: TM31-C (Center)
- White: TM34-C (Center)

GROMMETS (NON-STANDARD LOCATION)

- Provide drawing w/ Grommet Location and Specify Color - \$90 ea.
- TM30-NS: Black Specify Location
- TM31-NS: Silver Specify Location
- TM34-NS: White Specify Location

MODESTY

- M34T: "W" "G" Style Drop Door Tech Modesty - \$125
- M51: Open Back Modesty with Wire Mgmt Rail - Deduct \$95

OPEN PLAN

- OPB: "W" "G" Style - Modify Unit for Open Plan Application - \$195

4 SELECT HARDWARE

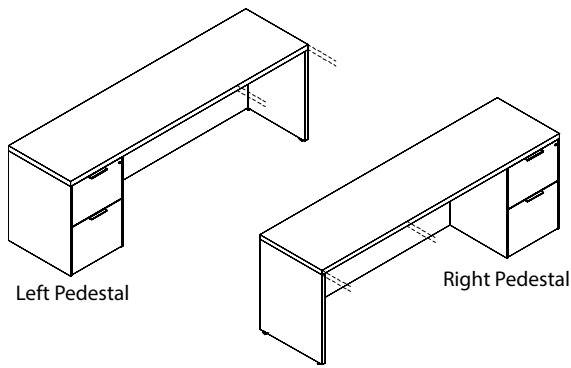
FOR BOX OR FILE:
PL-300 Matte Chrome
FOR LATERALS:
PL-301 Matte Chrome

FOR BOX OR FILE:
PL-304 Matte Chrome
FOR LATERALS:
PL-305 Matte Chrome

FOR BOX OR FILE:
PL-302 White
FOR LATERALS:
PL-303 White

FOR BOX OR FILE:
PL-306 White
FOR LATERALS:
PL-307 White

WORKSTATION CREDENZAS



FILE/FILE

STANDARD FEATURES

- 1 - 1/2" Thick work surface
- File/File
- Fixed Full Modesty
- Locking drawers
- Recessed front detailing
- Soft close suspension drawer(s)
- Solid lumber core banded end panels

OPB Option for Open Plan application

NOTES

- Unit not designed for open plan use. Select

[CLICK HERE TO VIEW PRODUCT INDEX](#)

1 SELECT A STYLE

DIMENSIONS		STYLE NUMBER		LIST PRICE	STYLE NUMBER		LIST PRICE	STYLE NUMBER		LIST PRICE
W" x D" x H"	WGT	"W" Veneer	Veneer Top Veneer Chassis		"G" HPL	High Pressure Laminate Top Veneer Chassis		"M" TFL	Thermally Fused Laminate Top Thermally Fused Laminate Chassis	
Left Pedestal										
96 x 22 x 29.5	210	RFT9622CA086W		4282	"G" Option N/A			"M" Option N/A		
90 x 22 x 29.5	200	RFT9022CA086W		4008	"G" Option N/A			"M" Option N/A		
84 x 22 x 29.5	190	RFT8422CA086W		3733	"G" Option N/A			"M" Option N/A		
72 x 22 x 29.5	180	RFT7222CA086W		3072	"G" Option N/A			"M" Option N/A		
66 x 22 x 29.5	170	RFT6622CA086W		2880	"G" Option N/A			"M" Option N/A		
Right Pedestal										
96 x 22 x 29.5	210	RFT9622CA087W		4282	"G" Option N/A			"M" Option N/A		
90 x 22 x 29.5	200	RFT9022CA087W		4008	"G" Option N/A			"M" Option N/A		
84 x 22 x 29.5	190	RFT8422CA087W		3606	"G" Option N/A			"M" Option N/A		
72 x 22 x 29.5	180	RFT7222CA087W		3072	"G" Option N/A			"M" Option N/A		
66 x 22 x 29.5	170	RFT6622CA087W		2880	"G" Option N/A			"M" Option N/A		

2 SELECT A FINISH

"W" Veneer	"G" HPL	"M" TFL	
TBCO	-	-	Baby's Cheek +10%
TBSW	-	-	Brown Sugar
TFSO	-	-	Fifty Shades +10%
TFBO	-	-	Fun Blonde +10%
TFBW	-	-	French Bordeaux
TLLW	-	-	Luscious Lager
TOBW	-	-	Organic Brown
WWP	-	-	Designer White

3 SELECT AN EDGE



5 OPTIONS

ACCESSORIES

- K28: Articulating Keyboard w/ Mouse - \$375

DRAWER

- P6: Modify File/File to Box/Box/File - \$50 per pedestal
- WPD3061: Full fill designer white - \$75 per pedestal

GROMMET (STANDARD LOCATION)

- Specify Color - \$45 ea.
- Black: TM30-C (Center)
- Silver: TM31-C (Center)
- White: TM34-C (Center)

GROMMETS (NON-STANDARD LOCATION)

- Provide drawing w/ Grommet Location and Specify Color - \$90 ea.
- TM30-NS: Black Specify Location
- TM31-NS: Silver Specify Location
- TM34-NS: White Specify Location

MODESTY

- M34T: "W" "G" Style Drop Door Tech Modesty - \$125
- M51: Open Back Modesty with Wire Mgmt Rail - Deduct \$95

OPEN PLAN

- OPB: "W" "G" Style - Modify Unit for Open Plan Application - \$195

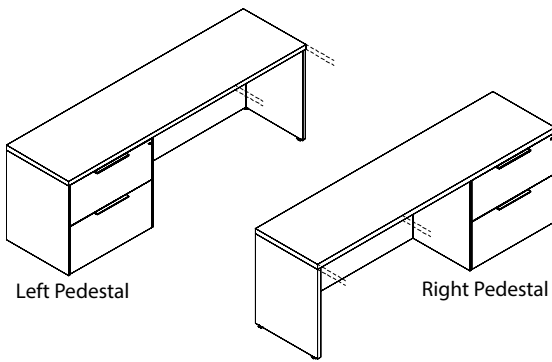
4 SELECT HARDWARE

FOR BOX OR FILE:
PL-300 Matte Chrome
FOR LATERALS:
PL-301 Matte Chrome

FOR BOX OR FILE:
PL-304 Matte Chrome
FOR LATERALS:
PL-305 Matte Chrome

FOR BOX OR FILE:
PL-302 White
FOR LATERALS:
PL-303 White

FOR BOX OR FILE:
PL-306 White
FOR LATERALS:
PL-307 White

**LATERAL FILE****STANDARD FEATURES**

- 1 - 1/2" Thick work surface
- Fixed Full Modesty
- Lateral file drawers feature Legal/Letter filing
- Locking drawers
- Recessed front detailing
- Soft close suspension drawer(s)
- Solid lumber core banded end panels

OPB Option for Open Plan application

NOTES

- Unit not designed for open plan use. Select

[CLICK HERE TO VIEW PRODUCT INDEX](#)**1 SELECT A STYLE**

DIMENSIONS		STYLE NUMBER		LIST PRICE	STYLE NUMBER		LIST PRICE	STYLE NUMBER		LIST PRICE
W" x D" x H"	WGT	"W" Veneer	Veneer Top Veneer Chassis		"G" HPL	High Pressure Laminate Top Veneer Chassis		"M" TFL	Thermally Fused Laminate Top Thermally Fused Laminate Chassis	
Left Pedestal										
96 x 22 x 29.5	245	RFT9622CA066W		4411	"G" Option N/A			"M" Option N/A		
90 x 22 x 29.5	240	RFT9022CA066W		4229	"G" Option N/A			"M" Option N/A		
84 x 22 x 29.5	235	RFT8422CA066W		4092	"G" Option N/A			"M" Option N/A		
72 x 22 x 29.5	230	RFT7222CA066W		3430	"G" Option N/A			"M" Option N/A		
66 x 22 x 29.5	225	RFT6622CA066W		3298	"G" Option N/A			"M" Option N/A		
Right Pedestal										
96 x 22 x 29.5	245	RFT9622CA067W		4411	"G" Option N/A			"M" Option N/A		
90 x 22 x 29.5	240	RFT9022CA067W		4229	"G" Option N/A			"M" Option N/A		
84 x 22 x 29.5	235	RFT8422CA067W		4092	"G" Option N/A			"M" Option N/A		
72 x 22 x 29.5	230	RFT7222CA067W		3430	"G" Option N/A			"M" Option N/A		
66 x 22 x 29.5	225	RFT6622CA067W		3298	"G" Option N/A			"M" Option N/A		

2 SELECT A FINISH

"W" Veneer	"G" HPL	"M" TFL	
TBCO	-	-	Baby's Cheek +10%
TBSW	-	-	Brown Sugar
TFSO	-	-	Fifty Shades +10%
TFBO	-	-	Fun Blonde +10%
TFBW	-	-	French Bordeaux
TLLW	-	-	Luscious Lager
TOBW	-	-	Organic Brown
WWP	-	-	Designer White

3 SELECT AN EDGE**5 OPTIONS****ACCESSORIES**

- K28: Articulating Keyboard w/ Mouse - \$375

DRAWER

- WPD3061: Full fill designer white - \$150 per pedestal

GROMMET (STANDARD LOCATION)

- Specify Color - \$45 ea.
- Black: TM30-C (Center)
- Silver: TM31-C (Center)
- White: TM34-C (Center)

GROMMETS (NON-STANDARD LOCATION)

- Provide drawing w/ Grommet Location and Specify Color - \$90 ea.
- TM30-NS: Black Specify Location
- TM31-NS: Silver Specify Location
- TM34-NS: White Specify Location

MODESTY

- M34T: "W" "G" Style Drop Door Tech Modesty - \$125
- M51: Open Back Modesty with Wire Mgmt Rail - Deduct \$95

OPEN PLAN

- OPB: "W" "G" Style - Modify Unit for Open Plan Application - \$195

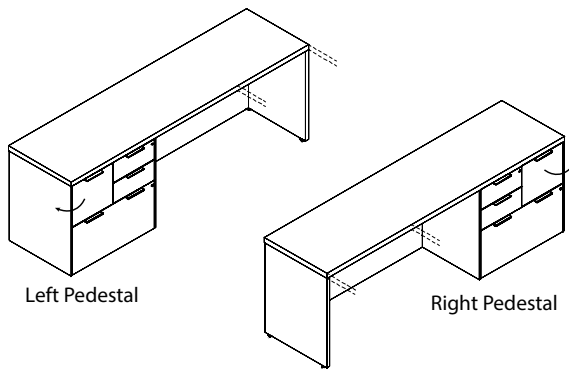
4 SELECT HARDWARE

FOR BOX OR FILE:
PL-300 Matte Chrome
FOR LATERALS:
PL-301 Matte Chrome

FOR BOX OR FILE:
PL-304 Matte Chrome
FOR LATERALS:
PL-305 Matte Chrome

FOR BOX OR FILE:
PL-302 White
FOR LATERALS:
PL-303 White

FOR BOX OR FILE:
PL-306 White
FOR LATERALS:
PL-307 White

**BOX/BOX/STORAGE/LATERAL FILE****STANDARD FEATURES**

- 1 - 1/2" Thick work surface
- Door beside box drawers for small personal storage
- Fixed Full Modesty
- Recessed front detailing
- Soft close suspension drawer(s)
- Solid lumber core banded end panels

OPB Option for Open Plan application

NOTES

- Unit not designed for open plan use. Select

[CLICK HERE TO VIEW PRODUCT INDEX](#)**1****SELECT A STYLE**

DIMENSIONS		STYLE NUMBER		LIST PRICE	STYLE NUMBER		LIST PRICE	STYLE NUMBER		LIST PRICE
W" x D" x H"	WGT	"W" Veneer	Veneer Top Veneer Chassis		"G" HPL	High Pressure Laminate Top Veneer Chassis		"M" TFL	Thermally Fused Laminate Top Thermally Fused Laminate Chassis	
Left Pedestal										
96 x 22 x 29.5	245	RFT9622CA659W		4711	"G" Option N/A			"M" Option N/A		
90 x 22 x 29.5	240	RFT9022CA659W		4579	"G" Option N/A			"M" Option N/A		
84 x 22 x 29.5	235	RFT8422CA659W		4442	"G" Option N/A			"M" Option N/A		
72 x 22 x 29.5	230	RFT7222CA659W		3856	"G" Option N/A			"M" Option N/A		
66 x 22 x 29.5	225	RFT6622CA659W		3702	"G" Option N/A			"M" Option N/A		
Right Pedestal										
96 x 22 x 29.5	245	RFT9622CA660W		4711	"G" Option N/A			"M" Option N/A		
90 x 22 x 29.5	240	RFT9022CA660W		4579	"G" Option N/A			"M" Option N/A		
84 x 22 x 29.5	235	RFT8422CA660W		4442	"G" Option N/A			"M" Option N/A		
72 x 22 x 29.5	230	RFT7222CA660W		3856	"G" Option N/A			"M" Option N/A		
66 x 22 x 29.5	225	RFT6622CA660W		3702	"G" Option N/A			"M" Option N/A		

2**SELECT A FINISH**

"W" Veneer	"G" HPL	"M" TFL	
TBCO	-	-	Baby's Cheek +10%
TBSW	-	-	Brown Sugar
TFSO	-	-	Fifty Shades +10%
TFBO	-	-	Fun Blonde +10%
TFBW	-	-	French Bordeaux
TLLW	-	-	Luscious Lager
TOBW	-	-	Organic Brown
WWP	-	-	Designer White

3**SELECT AN EDGE****5****OPTIONS****ACCESSORIES**

- K28: Articulating Keyboard w/ Mouse - \$375

DOOR

- D2: Door Lock for Personal Storage Door- \$95 per Door

DRAWER

- WPD3061: Full fill designer white - \$150 per pedestal

GROMMET (STANDARD LOCATION)

Specify Color - \$45 ea.

- Black: TM30-C (Center)
- Silver: TM31-C (Center)
- White: TM34-C (Center)

GROMMETS (NON-STANDARD LOCATION)

Provide drawing w/ Grommet Location and Specify Color - \$90 ea.

- TM30-NS: Black Specify Location
- TM31-NS: Silver Specify Location
- TM34-NS: White Specify Location

MODESTY

- M34T: "W" "G" Style Drop Door Tech Modesty - \$125
- M51: Open Back Modesty with Wire Mgmt Rail - Deduct \$95

OPEN PLAN

- OPB: "W" "G" Style - Modify Unit for Open Plan Application - \$195

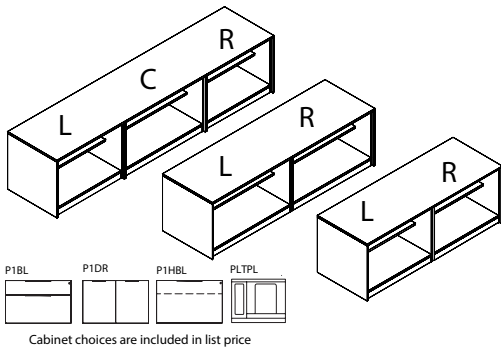
4**SELECT HARDWARE**

FOR BOX OR FILE:
PL-300 Matte Chrome
FOR LATERALS:
PL-301 Matte Chrome

FOR BOX OR FILE:
PL-304 Matte Chrome
FOR LATERALS:
PL-305 Matte Chrome

FOR BOX OR FILE:
PL-302 White
FOR LATERALS:
PL-303 White

FOR BOX OR FILE:
PL-306 White
FOR LATERALS:
PL-307 White



FULL CABINET BENCH

NOTES

- Please indicate cabinet sizes (30" - 36") as well as each cabinet's location, from left to right
- Select cabinets and fixed locations

[CLICK HERE TO VIEW PRODUCT INDEX](#)

1 SELECT A STYLE

DIMENSIONS	STYLE NUMBER	LIST PRICE	STYLE NUMBER	LIST PRICE	STYLE NUMBER	LIST PRICE
W" x D" x H"	"W" Veneer Veneer Top Veneer Chassis		"G" HPL High Pressure Laminate Top Veneer Chassis		"M" TFL Thermally Fused Laminate Top Thermally Fused Laminate Chassis	
WGT						
(2) 30"W Cabinet (1) 36"W Cabinet						
96 x 22 x 22.5	RFT9622CA062W	5140	"G" Option N/A		"M" Option N/A	
(3) 30"W Cabinet						
90 x 22 x 22.5	RFT9022CA062W	5035	"G" Option N/A		"M" Option N/A	
(2) 36"W Cabinet						
72 x 22 x 22.5	RFT7222CA062W	4890	"G" Option N/A		"M" Option N/A	
(1) 30"W Cabinet (1) 36"W Cabinet						
66 x 22 x 22.5	RFT6622CA062W	4001	"G" Option N/A		"M" Option N/A	
(2) 30"W Cabinet						
60 x 22 x 22.5	RFT6022CA062W	3911	"G" Option N/A		"M" Option N/A	

BC22 Bench Cushion Option Graded Pricing

COM	COL	1	2	3	4	5	6	7	8	9	10	11/ L1	12	13/ L2
240	N/A	300	320	340	360	380	400	420	440	460	480	500	520	560

2 SELECT A FINISH

"W" Veneer	"G" HPL	"M" TFL	
TBCO	-	-	Baby's Cheek +10%
TBSW	-	-	Brown Sugar
TFSO	-	-	Fifty Shades +10%
TFBO	-	-	Fun Blonde +10%
TFBW	-	-	French Bordeaux
TLLW	-	-	Luscious Lager
TOBW	-	-	Organic Brown
WWP	-	-	Designer White

3 SELECT AN EDGE



Flat 3 mm

5 OPTIONS

ACCESSORIES

- MTL30-S: Silver metal legs - \$300 unit
- MTL30-W: White metal legs - \$400 unit

CUSHION

- Specify location, number of cushions and fabric grade.
- Cushions sold individually w/a max width 35" (to match storage section depth)
- (See graded pricing)
- BC22: Bench Cushion

DRAWER

- WPD3061: Full fill designer white - \$75 per door
- WPD3061: Full fill designer white - \$150 per pedestal

4 SELECT HARDWARE

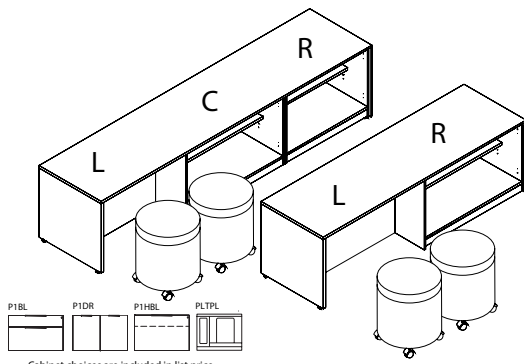
FOR BOX OR FILE:
PL-300 Matte Chrome
FOR LATERALS:
PL-301 Matte Chrome

FOR BOX OR FILE:
PL-304 Matte Chrome
FOR LATERALS:
PL-305 Matte Chrome

FOR BOX OR FILE:
PL-302 White
FOR LATERALS:
PL-303 White

FOR BOX OR FILE:
PL-306 White
FOR LATERALS:
PL-307 White

OPEN PLAN BENCH CREDENZAS



STOOL STORAGE LEFT CABINET BENCH

STANDARD FEATURES

- Select cabinets and fixed locations
- Stool storage partition back is centered for stool storage on both sides

NOTES

- Please indicate cabinet sizes (30" - 36") as well as each cabinet's location, from left to right
- Mobil Bench Stool sold separately, see page 46

[CLICK HERE TO VIEW PRODUCT INDEX](#)

1 SELECT A STYLE

DIMENSIONS	STYLE NUMBER	LIST PRICE	STYLE NUMBER	LIST PRICE	STYLE NUMBER	LIST PRICE
"W" x "D" x "H"	"W" Veneer Veneer Top Veneer Chassis		"G" HPL High Pressure Laminate Top Veneer Chassis		"M" TFL Thermally Fused Laminate Top Thermally Fused Laminate Chassis	
WGT						
(2) 30"W Cabinet Double Stool Stg, (2) 30"W Cabinet Single Stool Stg, (2) 30"W Cabinet Single Stool Stg						
96 x 22 x 22.5	RFT9622CA664W	4379	"G" Option N/A		"M" Option N/A	
90 x 22 x 22.5	RFT9022CA664W	4274	"G" Option N/A		"M" Option N/A	
84 x 22 x 22.5	RFT8422CA664W	4037	"G" Option N/A		"M" Option N/A	
(1) 36"W Cabinet Double Stool Stg						
72 x 22 x 22.5	RFT7222CA664W	3334	"G" Option N/A		"M" Option N/A	
(1) 30"W Cabinet Single Stool Stg, (1) 30"W Cabinet Single Stool Stg						
66 x 22 x 22.5	RFT6622CA664W	3224	"G" Option N/A		"M" Option N/A	
60 x 22 x 22.5	RFT6022CA664W	3197	"G" Option N/A		"M" Option N/A	

BC22 Bench Cushion Option Graded Pricing

COM	COL	1	2	3	4	5	6	7	8	9	10	11/ L1	12	13/ L2
190	210	235	250	265	280	295	310	325	340	355	370	385	400	430

2 SELECT A FINISH

"W" Veneer	"G" HPL	"M" TFL	
TBCO	-	-	Baby's Cheek +10%
TBSW	-	-	Brown Sugar
TFSO	-	-	Fifty Shades +10%
TFBO	-	-	Fun Blonde +10%
TFBW	-	-	French Bordeaux
TLLW	-	-	Luscious Lager
TOBW	-	-	Organic Brown
WWP	-	-	Designer White

3 SELECT AN EDGE



5 OPTIONS

ACCESSORIES

- MTL40-S: Silver metal legs - \$400 unit
- MTL40-W: White metal legs - \$600 unit

CUSHION

- Specify location, number of cushions and fabric grade.
- Cushions sold individually w/a max width 35" (to match storage section depth)
- (See graded pricing)
- BC22: Bench Cushion

DRAWER

- WPD3061: Full fill designer white - \$75 per door
- WPD3061: Full fill designer white - \$150 per pedestal

4 SELECT HARDWARE

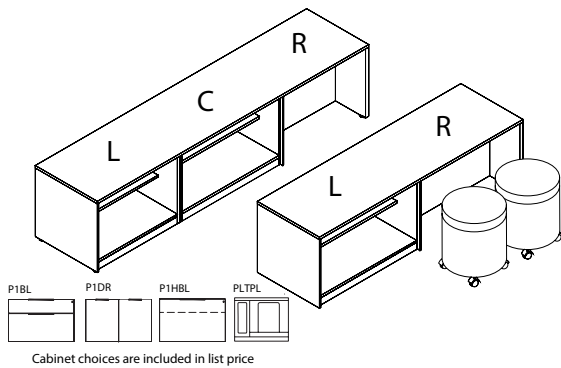
FOR BOX OR FILE:
PL-300 Matte Chrome
FOR LATERALS:
PL-301 Matte Chrome

FOR BOX OR FILE:
PL-304 Matte Chrome
FOR LATERALS:
PL-305 Matte Chrome

FOR BOX OR FILE:
PL-302 White
FOR LATERALS:
PL-303 White

FOR BOX OR FILE:
PL-306 White
FOR LATERALS:
PL-307 White

OPEN PLAN BENCH CREDENZAS



STOOL STORAGE RIGHT CABINET BENCH

STANDARD FEATURES

- Select cabinets and fixed locations
- Stool storage partition back is centered for stool storage on both sides

NOTES

- Mobil Bench Stool sold separately, see page 46

[CLICK HERE TO VIEW PRODUCT INDEX](#)

1 SELECT A STYLE

DIMENSIONS	STYLE NUMBER	LIST PRICE	STYLE NUMBER	LIST PRICE	STYLE NUMBER	LIST PRICE
"W" x "D" x "H"	"W" Veneer Veneer Top Veneer Chassis		"G" HPL High Pressure Laminate Top Veneer Chassis		"M" TFL Thermally Fused Laminate Top Thermally Fused Laminate Chassis	
WGT						
(2) 30"W Cabinet Double Stool Stg, (2) 30"W Cabinet Single Stool Stg, (2) 30"W Cabinet Single Stool Stg						
96 x 22 x 22.5	RFT9622CA665W	4379	"G" Option N/A		"M" Option N/A	
90 x 22 x 22.5	RFT9022CA665W	4274	"G" Option N/A		"M" Option N/A	
84 x 22 x 22.5	RFT8422CA665W	4037	"G" Option N/A		"M" Option N/A	
(1) 36"W Cabinet Double Stool Stg						
72 x 22 x 22.5	RFT7222CA665W	3334	"G" Option N/A		"M" Option N/A	
(1) 30"W Cabinet Single Stool Stg, (1) 30"W Cabinet Single Stool Stg						
66 x 22 x 22.5	RFT6622CA665W	3224	"G" Option N/A		"M" Option N/A	
60 x 22 x 22.5	RFT6022CA665W	3197	"G" Option N/A		"M" Option N/A	

BC22 Bench Cushion Option Graded Pricing

COM	COL	1	2	3	4	5	6	7	8	9	10	11/ L1	12	13/ L2
190	210	235	250	265	280	295	310	325	340	355	370	385	400	430

2 SELECT A FINISH

"W" Veneer	"G" HPL	"M" TFL	
TBCO	-	-	Baby's Cheek +10%
TBSW	-	-	Brown Sugar
TFSO	-	-	Fifty Shades +10%
TFBO	-	-	Fun Blonde +10%
TFBW	-	-	French Bordeaux
TLLW	-	-	Luscious Lager
TOBW	-	-	Organic Brown
WWP	-	-	Designer White

3 SELECT AN EDGE



5 OPTIONS

ACCESSORIES

- MTL40-S: Silver metal legs - \$400 unit
- MTL40-W: White metal legs - \$600 unit

CUSHION

- Specify location, number of cushions and fabric grade.
- Cushions sold individually w/a max width 35" (to match storage section depth)
- (See graded pricing)
- BC22: Bench Cushion

DRAWER

- WPD3061: Full fill designer white - \$75 per door
- WPD3061: Full fill designer white - \$150 per pedestal

4 SELECT HARDWARE

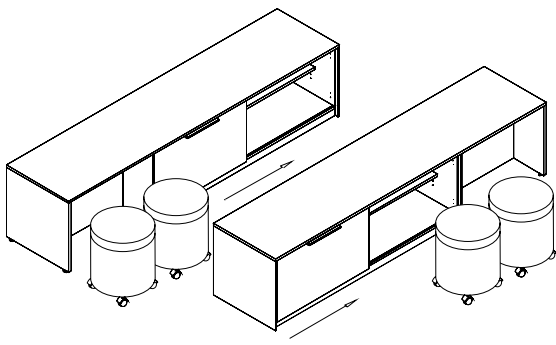
FOR BOX OR FILE:
PL-300 Matte Chrome
FOR LATERALS:
PL-301 Matte Chrome

FOR BOX OR FILE:
PL-304 Matte Chrome
FOR LATERALS:
PL-305 Matte Chrome

FOR BOX OR FILE:
PL-302 White
FOR LATERALS:
PL-303 White

FOR BOX OR FILE:
PL-306 White
FOR LATERALS:
PL-307 White

OPEN PLAN BENCH CREDENZAS



Mobile Bench Stool Sold Separately

STOOL STORAGE WITH SLIDING DOOR

STANDARD FEATURES

- Adjustable wood shelf per cabinet
- Benches designed for open plan use
- Stool storage partition back is centered for stool storage on both sides

NOTES

- Mobil Bench Stool sold separately, see page 46
- Stool storage standard, N/A on 72"/60" single door sizes

[CLICK HERE TO VIEW PRODUCT INDEX](#)

1 SELECT A STYLE

DIMENSIONS	STYLE NUMBER	LIST PRICE	STYLE NUMBER	LIST PRICE	STYLE NUMBER	LIST PRICE
W" x D" x H"	"W" Veneer Veneer Top Veneer Chassis		"G" HPL High Pressure Laminate Top Veneer Chassis		"M" TFL Thermally Fused Laminate Top Thermally Fused Laminate Chassis	
WGT						
Stool Storage Left						
(2) 30"W Cabinet Double Stool Storage						
96 x 22 x 22.5	285	RFT9622CA662W	4179	"G" Option N/A	"M" Option N/A	
(2) 30"W Cabinet Single Stool Storage						
90 x 22 x 22.5	275	RFT9022CA662W	4124	"G" Option N/A	"M" Option N/A	
84 x 22 x 22.5	235	RFT8422CA662W	4071	"G" Option N/A	"M" Option N/A	
Stool Storage Right						
(2) 30"W Cabinet Double Stool Storage						
96 x 22 x 22.5	285	RFT9622CA663W	4179	"G" Option N/A	"M" Option N/A	
(2) 30"W Cabinet Single Stool Storage						
90 x 22 x 22.5	275	RFT9022CA663W	4124	"G" Option N/A	"M" Option N/A	
84 x 22 x 22.5	235	RFT8422CA663W	4071	"G" Option N/A	"M" Option N/A	

BC22 Bench Cushion Option Graded Pricing

COM	COL	1	2	3	4	5	6	7	8	9	10	11/ L1	12	13/ L2
190	210	235	250	265	280	295	310	325	340	355	370	385	400	430

2 SELECT A FINISH

"W" Veneer	"G" HPL	"M" TFL	
TBCO	-	-	Baby's Cheek +10%
TBSW	-	-	Brown Sugar
TFSO	-	-	Fifty Shades +10%
TFBO	-	-	Fun Blonde +10%
TFBW	-	-	French Bordeaux
TLLW	-	-	Luscious Lager
TOBW	-	-	Organic Brown
WWP	-	-	Designer White

3 SELECT AN EDGE



Flat 3 mm

5 OPTIONS

ACCESSORIES

- MTL40-S: Silver metal legs - \$400 unit
- MTL40-W: White metal legs - \$600 unit

CUSHION

- Specify location, number of cushions and fabric grade.
- Cushions sold individually w/a max width 35" (to match storage section depth)
- (See graded pricing)
- BC22: Bench Cushion

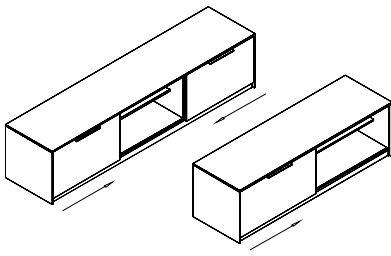
DOOR

- WPD3061: Full fill designer white - \$75 per door

4 SELECT HARDWARE

Hardware
Option Not
Available

OPEN PLAN BENCH CREDENZAS



FULL STORAGE WITH SLIDING DOOR

STANDARD FEATURES

- Adjustable finished shelf behind each door section
- Benches designed for open plan use

[CLICK HERE TO VIEW PRODUCT INDEX](#)

1 SELECT A STYLE

DIMENSIONS		STYLE NUMBER		LIST PRICE	STYLE NUMBER		LIST PRICE	STYLE NUMBER		LIST PRICE
W" x D" x H"	WGT	"W" Veneer	Veneer Top Veneer Chassis		"G" HPL	High Pressure Laminate Top Veneer Chassis		"M" TFL	Thermally Fused Laminate Top Thermally Fused Laminate Chassis	
Double Door										
96 x 22 x 22.5	305	RFT9622CA661W		4725	"G" Option N/A			"M" Option N/A		
90 x 22 x 22.5	295	RFT9022CA661W		4639	"G" Option N/A			"M" Option N/A		
Single Door										
72 x 22 x 22.5	205	RFT7222CA661W		3801	"G" Option N/A			"M" Option N/A		
60 x 22 x 22.5	175	RFT6022CA661W		3736	"G" Option N/A					

BC22 Bench Cushion Option Graded Pricing

COM	COL	1	2	3	4	5	6	7	8	9	10	11/ L1	12	13/ L2
190	210	235	250	265	280	295	310	325	340	355	370	385	400	430

2 SELECT A FINISH

"W" Veneer	"G" HPL	"M" TFL	
TBCO	-	-	Baby's Cheek +10%
TBSW	-	-	Brown Sugar
TFSO	-	-	Fifty Shades +10%
TFBO	-	-	Fun Blonde +10%
TFBW	-	-	French Bordeaux
TLLW	-	-	Luscious Lager
TOBW	-	-	Organic Brown
WWP	-	-	Designer White

3 SELECT AN EDGE



Flat 3 mm

5 OPTIONS

ACCESSORIES

- MTL30-S: Silver metal legs - \$300 unit
- MTL30-W: White metal legs - \$400 unit

CUSHION

- Specify location, number of cushions and fabric grade.
- Cushions sold individually w/a max width 35" (to match storage section depth)
- (See graded pricing)
- BC22: Bench Cushion

DOOR

- WPD3061: Full fill designer white - \$75 per door

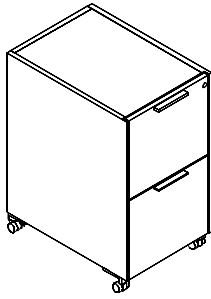

4 SELECT HARDWARE

FOR BOX OR FILE:
PL-300 Matte Chrome
FOR LATERALS:
PL-301 Matte Chrome

FOR BOX OR FILE:
PL-304 Matte Chrome
FOR LATERALS:
PL-305 Matte Chrome

FOR BOX OR FILE:
PL-302 White
FOR LATERALS:
PL-303 White

FOR BOX OR FILE:
PL-306 White
FOR LATERALS:
PL-307 White

**UNDERSURFACE MOBILE PEDESTALS****STANDARD FEATURES**

- Box drawers include divider
- Die cast designer casters
- Finished all sides
- Locking drawers
- Pedestals anti-tilt weighted
- Recessed front detailing
- Soft close suspension drawer(s)

[CLICK HERE TO VIEW PRODUCT INDEX](#)
1**SELECT A STYLE**

DIMENSIONS		STYLE NUMBER	LIST PRICE	STYLE NUMBER	LIST PRICE	STYLE NUMBER	LIST PRICE
W" x D" x H"	WGT	"W" Veneer Veneer Top Veneer Chassis		"G" HPL High Pressure Laminate Top Veneer Chassis		"M" TFL Thermally Fused Laminate Top Thermally Fused Laminate Chassis	
Box/ Hidden Box/ File Undersurface							
16 x 18 x 27.5	75	RFT1618PD424W	1704	"G" Option N/A		"M" Option N/A	
File/File Undersurface							
16 x 18 x 27.5	75	RFT1618PD425W	1704	"G" Option N/A		"M" Option N/A	

2**SELECT A FINISH**

"W" Veneer	"G" HPL	"M" TFL	
TBCO	-	-	Baby's Cheek +10%
TBSW	-	-	Brown Sugar
TFSO	-	-	Fifty Shades +10%
TFBO	-	-	Fun Blonde +10%
TFBW	-	-	French Bordeaux
TLLW	-	-	Luscious Lager
TOBW	-	-	Organic Brown
WWP	-	-	Designer White

3**SELECT AN EDGE**

Edge Profile
Option Not
Available

5**OPTIONS****DRAWER**

- WPD3061: Full fill designer white - \$75 per pedestal

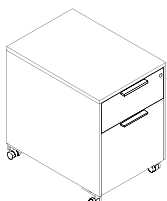
4**SELECT HARDWARE**

FOR BOX OR FILE:
PL-300 Matte Chrome
FOR LATERALS:
PL-301 Matte Chrome

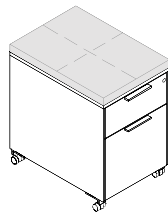
FOR BOX OR FILE:
PL-304 Matte Chrome
FOR LATERALS:
PL-305 Matte Chrome

FOR BOX OR FILE:
PL-302 White
FOR LATERALS:
PL-303 White

FOR BOX OR FILE:
PL-306 White
FOR LATERALS:
PL-307 White



Wood Top



Cushion Top

BOX/FILE**STANDARD FEATURES**

- Box drawers include divider
- Die cast designer casters
- Finished all sides
- Locking drawers
- Pedestals anti-tilt weighted
- Recessed front detailing
- Soft close suspension drawer(s)

[CLICK HERE TO VIEW PRODUCT INDEX](#)
1**SELECT A STYLE**

DIMENSIONS		STYLE NUMBER	LIST PRICE	STYLE NUMBER	LIST PRICE	STYLE NUMBER	LIST PRICE
W" x D" x H"	WGT	"W" Veneer Veneer Top Veneer Chassis		"G" HPL High Pressure Laminate Top Veneer Chassis		"M" TFL Thermally Fused Laminate Top Thermally Fused Laminate Chassis	
16 x 18 x 22	65	RFT1618PD423W	1553	"G" Option N/A		"M" Option N/A	

BC-16: Cushion Top Choose Grade Below

COM	COL	1	2	3	4	5	6	7	8	9	10	11/ L1	12	13/ L2
215	N/A	245	260	275	290	305	320	335	350	365	380	395	410	425

2**SELECT A FINISH**

"W" Veneer	"G" HPL	"M" TFL	
TBCO	-	-	Baby's Cheek +10%
TBSW	-	-	Brown Sugar
TFSO	-	-	Fifty Shades +10%
TFBO	-	-	Fun Blonde +10%
TFBW	-	-	French Bordeaux
TLLW	-	-	Luscious Lager
TOBW	-	-	Organic Brown
WWP	-	-	Designer White

3**SELECT AN EDGE**

Edge Profile
Option Not
Available

5**OPTIONS****DRAWER**

- WPD3061: Full fill designer white - \$75 per pedestal

TOP

- BC-16: Cushion Top- See graded in pricing

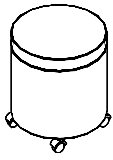
4**SELECT HARDWARE**

FOR BOX OR FILE:
PL-300 Matte Chrome
FOR LATERALS:
PL-301 Matte Chrome

FOR BOX OR FILE:
PL-304 Matte Chrome
FOR LATERALS:
PL-305 Matte Chrome

FOR BOX OR FILE:
PL-302 White
FOR LATERALS:
PL-303 White

FOR BOX OR FILE:
PL-306 White
FOR LATERALS:
PL-307 White



OPEN PLAN BENCH CREDENZAS

MOBILE BENCH STOOL

STANDARD FEATURES

- Casters (5) non-locking, black
- Upholstered sides + top

[CLICK HERE TO VIEW PRODUCT INDEX](#)

1 SELECT A STYLE

DIMENSIONS		STYLE NUMBER		LIST PRICE	STYLE NUMBER		LIST PRICE	STYLE NUMBER		LIST PRICE
W" x D" x H"	WGT	"W" Veneer	Veneer Top Veneer Chassis		"G" HPL	High Pressure Laminate Top Veneer Chassis		"M" TFL	Thermally Fused Laminate Top Thermally Fused Laminate Chassis	
16 x 19.25	20	RFT1616MS690		1122	"G" Option N/A			"M" Option N/A		

COM	COL	1	2	3	4	5	6	7	8	9	10	11/ L1	12	13/ L2
190	210	235	250	265	280	295	310	325	340	355	370	385	400	430

2 SELECT A FINISH

"W"
Veneer

"G"
HPL

"M"
TFL

3 SELECT AN EDGE

Edge Profile
Option Not
Available

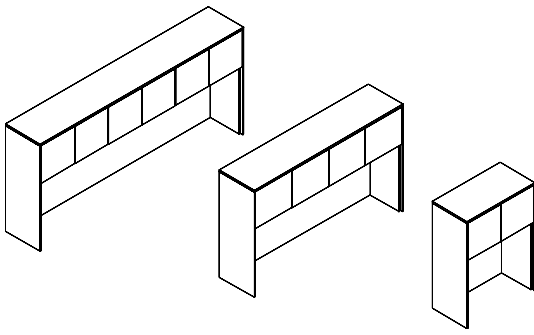
5 OPTIONS

No Options Available

4 SELECT HARDWARE

Hardware
Option Not
Available

OVERHEAD CONSOLES SINGLE HEIGHT



HINGED WOOD DOORS

STANDARD FEATURES

- 3/4" Thick back panel
- Finished top
- Interior cabinet depth 12.5"
- Tasklight grommet(s)
- Touch latch

NOTES

- Unit has black back panel and is not designed for Open Plan use. Select OPB Option for Open Plan application

[CLICK HERE TO VIEW PRODUCT INDEX](#)

1

SELECT A STYLE

DIMENSIONS		STYLE NUMBER		LIST PRICE	STYLE NUMBER		LIST PRICE	STYLE NUMBER		LIST PRICE
W" x D" x H"	WGT	"W" Veneer	Veneer Top Veneer Chassis		"G" HPL	High Pressure Laminate Top Veneer Chassis		"M" TFL	Thermally Fused Laminate Top Thermally Fused Laminate Chassis	
6 Door / 3 Section										
96 x 15 x 41	315	RFT9641OH325W		3617	"G" Option N/A			"M" Option N/A		
90 x 15 x 41	285	RFT9041OH325W		3491	"G" Option N/A			"M" Option N/A		
84 x 15 x 41	275	RFT8441OH325W		3302	"G" Option N/A			"M" Option N/A		
4 Door / 2 Section										
72 x 15 x 41	240	RFT7241OH325W		3092	"G" Option N/A			"M" Option N/A		
66 x 15 x 41	225	RFT6641OH325W		2987	"G" Option N/A			"M" Option N/A		
60 x 15 x 41	210	RFT6041OH325W		2882	"G" Option N/A			"M" Option N/A		
2 Door / 1 Section										
36 x 15 x 41	120	RFT3641OH325W		1948	"G" Option N/A			"M" Option N/A		
30 x 15 x 41	105	RFT3041OH325W		1869	"G" Option N/A			"M" Option N/A		

2

SELECT A FINISH

"W" Veneer	"G" HPL	"M" TFL	
TBCO	-	-	Baby's Cheek +10%
TBSW	-	-	Brown Sugar
TFSO	-	-	Fifty Shades +10%
TFBO	-	-	Fun Blonde +10%
TFBW	-	-	French Bordeaux
TLLW	-	-	Luscious Lager
TOBW	-	-	Organic Brown
WWP	-	-	Designer White

3

SELECT AN EDGE

Edge Profile
Option Not
Available

5

OPTIONS

DOOR

- D2: Wood Door Lock - \$95 per Door Set
- D2-G: Door Lock for Glass Doors - \$195 per Door Set (only when RF375AW is ordered)
- D6: Delete Doors - n/c
- RF375AW: Aluminum/White Glass - \$375 per Door
- WPD3061: Full fill designer white - \$30 per door

GROMMETS (VERTICAL SURFACE)

- Standard Location - \$45 ea.
- Black Plastic Vertical Surface: TM50-C (Bottom Center)
- Non-Standard Location - \$90 ea.
- Black Plastic Vertical Surface: TM50-NS

OPEN PLAN

- OPB: "W" "G" Style - Modify Unit for Open Plan Application - \$295

TASK LIGHT

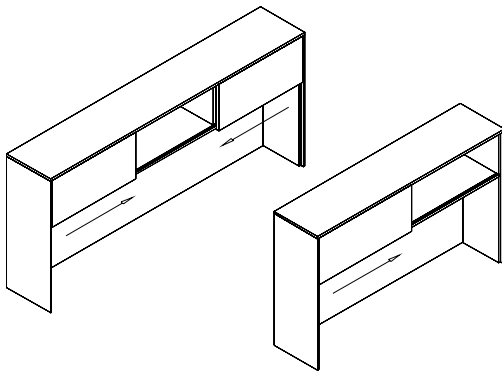
- LT-LED24: 24" LED Tasklight - \$90
- LT-LED48: 48" LED Tasklight - \$165
- LT-LED60: 60" LED Tasklight - \$180
- LC22: 20" LT-LED Tasklight Linking Cable - \$20
- LED24: 24" Slim Line Aluminum LED Tasklight - \$315
- LED48: 48" Slim Line Aluminum LED Tasklight - \$445
- LED60: 60" Slim Line Aluminum LED Tasklight - \$555
- DPC: Link multiple tasklights up to 30W of power wattage. Deletes 1 power drive - Deduct \$85 per tasklight

4

SELECT HARDWARE

Hardware
Option Not
Available

OVERHEAD CONSOLES SINGLE HEIGHT



SLIDING WOOD DOORS

STANDARD FEATURES

- 3/4" Thick back panel
- Finished top
- Interior cabinet depth 12.5"
- Tasklight grommet(s)

NOTES

- Unit has black back panel and is not designed for Open Plan use. Select OPB Option for Open Plan application

[CLICK HERE TO VIEW PRODUCT INDEX](#)

1 SELECT A STYLE

DIMENSIONS		STYLE NUMBER		LIST PRICE	STYLE NUMBER		LIST PRICE	STYLE NUMBER		LIST PRICE
W" x D" x H"	WGT	"W" Veneer	Veneer Top Veneer Chassis		"G" HPL	High Pressure Laminate Top Veneer Chassis		"M" TFL	Thermally Fused Laminate Top Thermally Fused Laminate Chassis	
2 Door / 3 Section										
96 x 15 x 41	315	RFT9641OH869W		3827	"G" Option N/A			"M" Option N/A		
90 x 15 x 41	285	RFT9041OH869W		3701	"G" Option N/A			"M" Option N/A		
84 x 15 x 41	275	RFT8441OH869W		3512	"G" Option N/A			"M" Option N/A		
1 Door / 2 Section										
72 x 15 x 41	240	RFT7241OH869W		3250	"G" Option N/A			"M" Option N/A		
66 x 15 x 41	225	RFT6641OH869W		3145	"G" Option N/A			"M" Option N/A		
60 x 15 x 41	210	RFT6041OH869W		3040	"G" Option N/A			"M" Option N/A		

2 SELECT A FINISH

"W" Veneer	"G" HPL	"M" TFL	
TBCO	-	-	Baby's Cheek +10%
TBSW	-	-	Brown Sugar
TF50	-	-	Fifty Shades +10%
TFBO	-	-	Fun Blonde +10%
TFBW	-	-	French Bordeaux
TLLW	-	-	Luscious Lager
TOBW	-	-	Organic Brown
WWP	-	-	Designer White

3 SELECT AN EDGE

Edge Profile
Option Not
Available

4 SELECT HARDWARE

Hardware
Option Not
Available

5 OPTIONS

DOOR

- RF550AW: Aluminum/White Glass - \$550 per Door
- WPD3061: Full fill designer white - \$30 per door

INTERIOR CABINET LIGHTING

- LEDPK starter kit includes Infeed, 1 Puck Interior Light and the ability to daisy chain up to 6 total Puck Lights
- LEDPK: LED Puck Starter Kit - \$295
- PK: 1 LED Interior Light - \$125

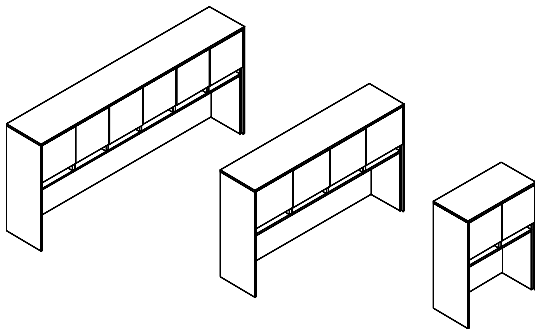
OPEN PLAN

- OPB: "W" "G" Style - Modify Unit for Open Plan Application - \$295

TASK LIGHT

- LT-LED24: 24" LED Tasklight - \$90
- LT-LED48: 48" LED Tasklight - \$165
- LT-LED60: 60" LED Tasklight - \$180
- LC22: 20" LT-LED Tasklight Linking Cable - \$20
- LED24: 24" Slim Line Aluminum LED Tasklight - \$315
- LED48: 48" Slim Line Aluminum LED Tasklight - \$445
- LED60: 60" Slim Line Aluminum LED Tasklight - \$555
- DPC: Link multiple tasklights up to 30W of power wattage. Deletes 1 power drive - Deduct \$85 per tasklight

OVERHEAD CONSOLES W/ PAPER SLOTS SINGLE HEIGHT



HINGED WOOD DOORS

STANDARD FEATURES

- 3" High paper slot
- 3/4" Thick back panel
- Finished top
- Interior cabinet depth 12.5"
- Tasklight grommet(s)
- Touch latch

Plan application

NOTES

- Unit has black back panel and is not designed for Open Plan use. Select OPB Option for Open

[CLICK HERE TO VIEW PRODUCT INDEX](#)

1 SELECT A STYLE

DIMENSIONS		STYLE NUMBER		LIST PRICE	STYLE NUMBER		LIST PRICE	STYLE NUMBER		LIST PRICE
W" x D" x H"	WGT	"W" Veneer	Veneer Top Veneer Chassis		"G" HPL	High Pressure Laminate Top Veneer Chassis		"M" TFL	Thermally Fused Laminate Top Thermally Fused Laminate Chassis	
6 Door / 3 Section										
96 x 15 x 41	315	RFT9641OH326W		4090	"G" Option N/A			"M" Option N/A		
90 x 15 x 41	285	RFT9041OH326W		3964	"G" Option N/A			"M" Option N/A		
84 x 15 x 41	275	RFT8441OH326W		3775	"G" Option N/A			"M" Option N/A		
4 Door / 2 Section										
72 x 15 x 41	240	RFT7241OH326W		3407	"G" Option N/A			"M" Option N/A		
66 x 15 x 41	225	RFT6641OH326W		3302	"G" Option N/A			"M" Option N/A		
60 x 15 x 41	210	RFT6041OH326W		3197	"G" Option N/A			"M" Option N/A		
2 Door / 1 Section										
36 x 15 x 41	125	RFT3641OH326W		2105	"G" Option N/A			"M" Option N/A		
30 x 15 x 41	105	RFT3041OH326W		2027	"G" Option N/A			"M" Option N/A		

2 SELECT A FINISH

"W" Veneer	"G" HPL	"M" TFL	
TBCO	-	-	Baby's Cheek +10%
TBSW	-	-	Brown Sugar
TFSO	-	-	Fifty Shades +10%
TFBO	-	-	Fun Blonde +10%
TFBW	-	-	French Bordeaux
TLLW	-	-	Luscious Lager
TOBW	-	-	Organic Brown
WWP	-	-	Designer White

3 SELECT AN EDGE

Edge Profile
Option Not
Available

5 OPTIONS

DOOR

- D2: Wood Door Lock - \$95 per Door Set
- D2-G: Door Lock for Glass Doors - \$195 per Door Set (only when RF375AW is ordered)
- D6: Delete Doors - n/c
- RF375AW: Aluminum/White Glass - \$375 per Door
- WPD3061: Full fill designer white - \$30 per door

OPEN PLAN

- OPB: "W" "G" Style - Modify Unit for Open Plan Application - \$295

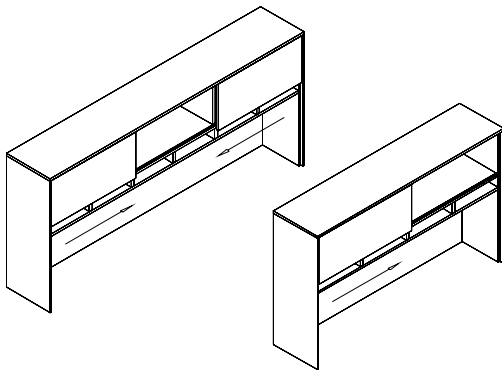
TASK LIGHT

- LT-LED24: 24" LED Tasklight - \$90
- LT-LED48: 48" LED Tasklight - \$165
- LT-LED60: 60" LED Tasklight - \$180
- LC22: 20" LT-LED Tasklight Linking Cable - \$20
- LED24: 24" Slim Line Aluminum LED Tasklight - \$315
- LED48: 48" Slim Line Aluminum LED Tasklight - \$445
- LED60: 60" Slim Line Aluminum LED Tasklight - \$555
- DPC: Link multiple tasklights up to 30W of power wattage. Deletes 1 power drive - Deduct \$85 per tasklight

4 SELECT HARDWARE

Hardware
Option Not
Available

OVERHEAD CONSOLES W/ PAPER SLOTS SINGLE HEIGHT



SLIDING WOOD DOORS

STANDARD FEATURES

- 3" High paper slot
- 3/4" Thick back panel
- Finished top
- Interior cabinet depth 12.5"
- Tasklight grommet(s)

NOTES

- Unit has black back panel and is not designed for Open Plan use. Select OPB Option for Open Plan application

[CLICK HERE TO VIEW PRODUCT INDEX](#)

1 SELECT A STYLE

DIMENSIONS		STYLE NUMBER	LIST PRICE	STYLE NUMBER	LIST PRICE	STYLE NUMBER	LIST PRICE
W" x D" x H"	WGT	"W" Veneer Veneer Top Veneer Chassis		"G" HPL High Pressure Laminate Top Veneer Chassis		"M" TFL Thermally Fused Laminate Top Thermally Fused Laminate Chassis	
2 Doors / 3 Section							
96 x 15 x 41	315	RFT9641OH868W	4300	"G" Option N/A		"M" Option N/A	
90 x 15 x 41	285	RFT9041OH868W	4174	"G" Option N/A		"M" Option N/A	
84 x 15 x 41	275	RFT8441OH868W	3985	"G" Option N/A		"M" Option N/A	
1 Door / 2 Section							
72 x 15 x 41	240	RFT7241OH868W	3565	"G" Option N/A		"M" Option N/A	
66 x 15 x 41	225	RFT6641OH868W	3460	"G" Option N/A		"M" Option N/A	
60 x 15 x 41	210	RFT6041OH868W	3355	"G" Option N/A		"M" Option N/A	

2 SELECT A FINISH

"W" Veneer	"G" HPL	"M" TFL	
TBCO	-	-	Baby's Cheek +10%
TBSW	-	-	Brown Sugar
TF50	-	-	Fifty Shades +10%
TFBO	-	-	Fun Blonde +10%
TFBW	-	-	French Bordeaux
TLLW	-	-	Luscious Lager
TOBW	-	-	Organic Brown
WWP	-	-	Designer White

3 SELECT AN EDGE

Edge Profile
Option Not
Available

4 SELECT HARDWARE

Hardware
Option Not
Available

5 OPTIONS

DOOR

- RF550AW: Aluminum/White Glass - \$550 per Door
- WPD3061: Full fill designer white - \$30 per door

INTERIOR CABINET LIGHTING

- LEDPK starter kit includes Infeed, 1 Puck Interior Light and the ability to daisy chain up to 6 total Puck Lights
- LEDPK: LED Puck Starter Kit - \$295
- PK: 1 LED Interior Light - \$125

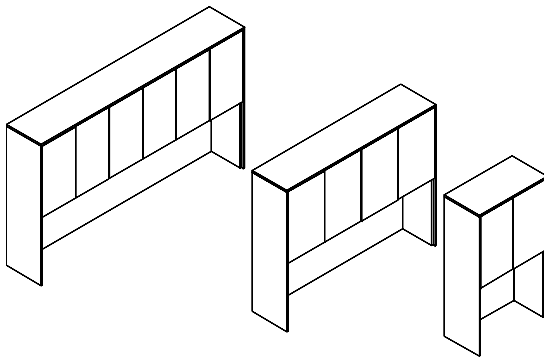
OPEN PLAN

- OPB: "W" "G" Style - Modify Unit for Open Plan Application - \$295

TASK LIGHT

- LT-LED24: 24" LED Tasklight - \$90
- LT-LED48: 48" LED Tasklight - \$165
- LT-LED60: 60" LED Tasklight - \$180
- LC22: 20" LT-LED Tasklight Linking Cable - \$20
- LED24: 24" Slim Line Aluminum LED Tasklight - \$315
- LED48: 48" Slim Line Aluminum LED Tasklight - \$445
- LED60: 60" Slim Line Aluminum LED Tasklight - \$555
- DPC: Link multiple tasklights up to 30W of power wattage. Deletes 1 power drive - Deduct \$85 per tasklight

OVERHEAD CONSOLES DOUBLE HEIGHT



HINGED WOOD DOORS

STANDARD FEATURES

- 3/4" Thick back panel
- Adjustable finished shelf behind each door section
- Black painted top
- Interior shelf depth 14"
- Tasklight grommet(s)
- Touch latch

for Open Plan use. Select OPB Option for Open Plan application

NOTES

- Unit has black back panel and is not designed

[CLICK HERE TO VIEW PRODUCT INDEX](#)

1 SELECT A STYLE

DIMENSIONS		STYLE NUMBER		LIST PRICE	STYLE NUMBER		LIST PRICE	STYLE NUMBER		LIST PRICE
W" x D" x H"	WGT	"W" Veneer	Veneer Top Veneer Chassis		"G" HPL	High Pressure Laminate Top Veneer Chassis		"M" TFL	Thermally Fused Laminate Top Thermally Fused Laminate Chassis	
6 Door / 3 Section										
96 x 15 x 54	320	RFT9654OH325W		4142	"G" Option N/A			"M" Option N/A		
90 x 15 x 54	300	RFT9054OH325W		3911	"G" Option N/A			"M" Option N/A		
84 x 15 x 54	280	RFT8454OH325W		3806	"G" Option N/A			"M" Option N/A		
4 Door / 2 Section										
72 x 15 x 54	240	RFT7254OH325W		3512	"G" Option N/A			"M" Option N/A		
66 x 15 x 54	220	RFT6654OH325W		3407	"G" Option N/A			"M" Option N/A		
60 x 15 x 54	200	RFT6054OH325W		3302	"G" Option N/A			"M" Option N/A		
2 Door / 1 Section										
36 x 15 x 54	120	RFT3654OH325W		2158	"G" Option N/A			"M" Option N/A		
30 x 15 x 54	100	RFT3054OH325W		2079	"G" Option N/A			"M" Option N/A		

2 SELECT A FINISH

"W" Veneer	"G" HPL	"M" TFL	
TBCO	-	-	Baby's Cheek +10%
TBSW	-	-	Brown Sugar
TFSO	-	-	Fifty Shades +10%
TFBO	-	-	Fun Blonde +10%
TFBW	-	-	French Bordeaux
TLLW	-	-	Luscious Lager
TOBW	-	-	Organic Brown
WWP	-	-	Designer White

3 SELECT AN EDGE

Edge Profile
Option Not
Available

4 SELECT HARDWARE

Hardware
Option Not
Available

5 OPTIONS

DOOR

- D2: Wood Door Lock - \$95 per Door Set
- D2-G: Door Lock for Glass Doors - \$195 per Door Set (only when RF375AW is ordered)
- D6: Delete Doors - n/c
- RF475AW: Aluminum/White Glass - \$475 per Door
- WPD3061: Full fill designer white - \$50 per door

INTERIOR CABINET LIGHTING

LEDPK starter kit includes Infeed, 1 Puck Interior Light and the ability to daisy chain up to 6 total Puck Lights

- LEDPK: LED Puck Starter Kit - \$295
- PK: 1 LED Interior Light - \$125

TASK LIGHT

- LT-LED24: 24" LED Tasklight - \$90
- LT-LED48: 48" LED Tasklight - \$165
- LT-LED60: 60" LED Tasklight - \$180
- LC22: 20" LT-LED Tasklight Linking Cable - \$20
- LED24: 24" Slim Line Aluminum LED Tasklight - \$315
- LED48: 48" Slim Line Aluminum LED Tasklight - \$445
- LED60: 60" Slim Line Aluminum LED Tasklight - \$555
- DPC: Link multiple tasklights up to 30W of power wattage. Deletes 1 power drive - Deduct \$85 per tasklight

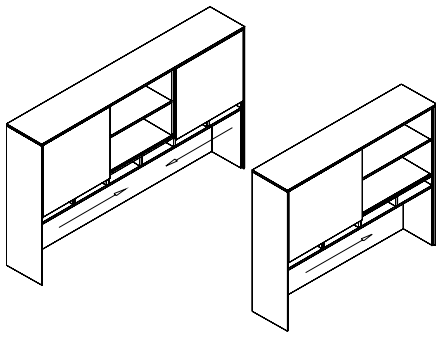
OPEN PLAN

- OPB: "W" "G" Style - Modify Unit for Open Plan Application - \$295

SHELF

- GS14F: Replace Standard Shelves with Glass Shelves - \$85 per Shelf
- S714F: Replace Standard Shelf with Heavy Duty Lumber 1" Shelf - \$75 per Shelf

OVERHEAD CONSOLES W/ PAPER SLOTS DOUBLE HEIGHT



SLIDING WOOD DOORS

STANDARD FEATURES

- 3" High paper slot
- 3/4" Thick back panel
- Adjustable shelf per door section
- Black painted top
- Interior shelf depth 14"
- Tasklight grommet(s)

Plan application

NOTES

- Unit has black back panel and is not designed for Open Plan use. Select OPB Option for Open

[CLICK HERE TO VIEW PRODUCT INDEX](#)

1 SELECT A STYLE

DIMENSIONS		STYLE NUMBER		LIST PRICE	STYLE NUMBER		LIST PRICE	STYLE NUMBER		LIST PRICE
W" x D" x H"	WGT	"W" Veneer	Veneer Top Veneer Chassis		"G" HPL	High Pressure Laminate Top Veneer Chassis		"M" TFL	Thermally Fused Laminate Top Thermally Fused Laminate Chassis	
3 Section										
96 x 15 x 54	320	RFT9654OH868W		4825	"G" Option N/A			"M" Option N/A		
90 x 15 x 54	300	RFT9054OH868W		4594	"G" Option N/A			"M" Option N/A		
84 x 15 x 54	280	RFT8454OH868W		4489	"G" Option N/A			"M" Option N/A		
2 Section										
72 x 15 x 54	240	RFT7254OH868W		3985	"G" Option N/A			"M" Option N/A		
66 x 15 x 54	220	RFT6654OH868W		3880	"G" Option N/A			"M" Option N/A		
60 x 15 x 54	200	RFT6054OH868W		3775	"G" Option N/A			"M" Option N/A		

2 SELECT A FINISH

"W" Veneer	"G" HPL	"M" TFL	
TBCO	-	-	Baby's Cheek +10%
TBSW	-	-	Brown Sugar
TF50	-	-	Fifty Shades +10%
TFBO	-	-	Fun Blonde +10%
TFBW	-	-	French Bordeaux
TLLW	-	-	Luscious Lager
TOBW	-	-	Organic Brown
WWP	-	-	Designer White

3 SELECT AN EDGE



Flat 3 mm

4 SELECT HARDWARE

Hardware
Option Not
Available

5 OPTIONS

DOOR

- RF850AW: Aluminum/White Glass (Sliding door replaces wood) - \$850 per Door
- WPD3061: Full fill designer white - \$50 per door

INTERIOR CABINET LIGHTING

- LEDPK starter kit includes Infeed, 1 Puck Interior Light and the ability to daisy chain up to 6 total Puck Lights
- LEDPK: LED Puck Starter Kit - \$295
- PK: 1 LED Interior Light - \$125

OPEN PLAN

- OPB: "W" "G" Style - Modify Unit for Open Plan Application - \$295

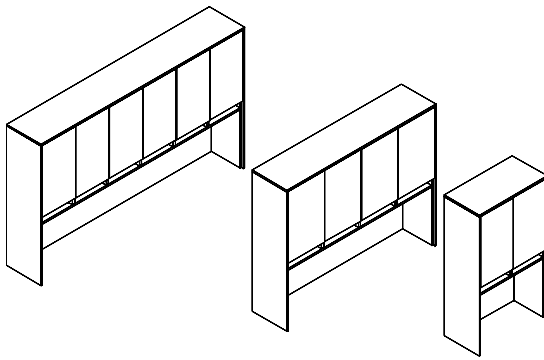
SHELF

- GS14F: Replace Standard Shelves with Glass Shelves - \$85 per Shelf
- S714F: Heavy Duty Lumber 1" Shelves - \$75 per Shelf

TASK LIGHT

- LT-LED24: 24" LED Tasklight - \$90
- LT-LED48: 48" LED Tasklight - \$165
- LT-LED60: 60" LED Tasklight - \$180
- LC22: 20" LT-LED Tasklight Linking Cable - \$20
- LED24: 24" Slim Line Aluminum LED Tasklight - \$315
- LED48: 48" Slim Line Aluminum LED Tasklight - \$445
- LED60: 60" Slim Line Aluminum LED Tasklight - \$555
- DPC: Link multiple tasklights up to 30W of power wattage. Deletes 1 power drive - Deduct \$85 per tasklight

OVERHEAD CONSOLES W/ PAPER SLOTS DOUBLE HEIGHT



HINGED WOOD DOORS

STANDARD FEATURES

- 3" High paper slot
- 3/4" Thick back panel
- Adjustable shelf per door section
- Black painted top
- Interior shelf depth 14"
- Tasklight grommet(s)
- Touch latch

for Open Plan use. Select OPB Option for Open Plan application

NOTES

- Unit has black back panel and is not designed

[CLICK HERE TO VIEW PRODUCT INDEX](#)

1 SELECT A STYLE

DIMENSIONS		STYLE NUMBER		LIST PRICE	STYLE NUMBER		LIST PRICE	STYLE NUMBER		LIST PRICE
W" x D" x H"	WGT	"W" Veneer	Veneer Top Veneer Chassis		"G" HPL	High Pressure Laminate Top Veneer Chassis		"M" TFL	Thermally Fused Laminate Top Thermally Fused Laminate Chassis	
6 Door / 3 Section										
96 x 15 x 54	320	RFT9654OH326W		4615	"G" Option N/A			"M" Option N/A		
90 x 15 x 54	300	RFT9054OH326W		4384	"G" Option N/A			"M" Option N/A		
84 x 15 x 54	280	RFT8454OH326W		4279	"G" Option N/A			"M" Option N/A		
4 Door / 2 Section										
72 x 15 x 54	240	RFT7254OH326W		3827	"G" Option N/A			"M" Option N/A		
66 x 15 x 54	220	RFT6654OH326W		3722	"G" Option N/A			"M" Option N/A		
60 x 15 x 54	200	RFT6054OH326W		3617	"G" Option N/A			"M" Option N/A		
2 Door / 1 Section										
36 x 15 x 54	120	RFT3654OH326W		2315	"G" Option N/A			"M" Option N/A		
30 x 15 x 54	100	RFT3054OH326W		2237	"G" Option N/A			"M" Option N/A		

2 SELECT A FINISH

"W" Veneer	"G" HPL	"M" TFL
TBCO	-	Baby's Cheek +10%
TBSW	-	Brown Sugar
TFSO	-	Fifty Shades +10%
TFBO	-	Fun Blonde +10%
TFBW	-	French Bordeaux
TLLW	-	Luscious Lager
TOBW	-	Organic Brown
WWP	-	Designer White

3 SELECT AN EDGE



Flat 3 mm

5 OPTIONS

DOOR

- D2: Wood Door Lock - \$95 per Door Set
- D2-G: Door Lock for Glass Doors - \$195 per Door Set
- D6: Delete Doors - n/c
- RF475AW: Aluminum/White Glass - \$475 per Door
- WPD3061: Full fill designer white - \$50 per door

INTERIOR CABINET LIGHTING

- LEDPK starter kit includes Infeed, 1 Puck Interior Light and the ability to daisy chain up to 6 total Puck Lights
- LEDPK: LED Puck Starter Kit - \$295
- PK: 1 LED Interior Light - \$125

OPEN PLAN

- OPB: "W" "G" Style - Modify Unit for Open Plan Application - \$295

SHELF

- GS14F: Replace Standard Shelves with Glass Shelves - \$85 per Shelf
- S714F: Heavy Duty Lumber 1" Shelves - \$75 per Shelf

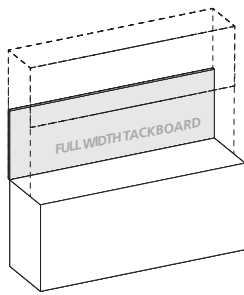
TASK LIGHT

- LT-LED24: 24" LED Tasklight - \$90
- LT-LED48: 48" LED Tasklight - \$165
- LT-LED60: 60" LED Tasklight - \$180
- LC22: 20" LT-LED Tasklight Linking Cable - \$20
- LED24: 24" Slim Line Aluminum LED Tasklight - \$315
- LED48: 48" Slim Line Aluminum LED Tasklight - \$445
- LED60: 60" Slim Line Aluminum LED Tasklight - \$555
- DPC: Link multiple tasklights up to 30W of power wattage. Deletes 1 power drive - Deduct \$85 per tasklight

4 SELECT HARDWARE

Hardware
Option Not
Available

OVERHEAD TACKBOARDS

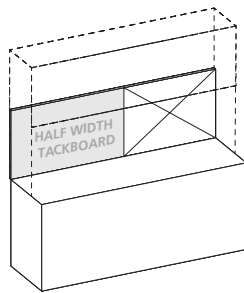
**FULL WIDTH TACKBOARDS****STANDARD FEATURES**

- Constructed of .5" thick fiberboard
- Fabric is precisely aligned and fitted to the tackboard
- Adhered to the rigid hardboard with staples

NOTES

- Fabric Tack Panels are raised 3" from bottom edge when TM50 grommet is ordered.

PRODUCT WIDTH	DIMENSIONS	SKU	COM	1	2	3	4	5	6	7	8	9	10	11/L1	12	13/L2
96	94 x .5 x 26	FTOC9426	374	480	533	586	639	692	745	798	851	904	957	1,010	1,063	1,169
90	88 x .5 x 26	FTOC8826	354	450	499	549	599	648	698	747	797	846	896	845	995	1,094
84	82 x .5 x 26	FTOC8226	323	415	461	507	553	599	645	691	737	783	829	875	921	1,013
72	70 x .5 x 26	FTOC7026	281	360	401	442	483	524	565	606	647	688	729	770	811	893
66	64 x .5 x 26	FTOC6426	254	330	367	404	441	478	515	552	589	626	663	700	737	811
60	58 x .5 x 26	FTOC5826	233	300	333	366	399	432	465	498	531	564	597	630	663	729
36	34 x .5 x 26	FTOC3426	142	180	201	222	243	264	285	306	327	348	369	390	411	453
30	28 x .5 x 26	FTOC2826	111	150	168	186	204	222	240	258	276	294	312	330	348	384



OVERHEAD TACKBOARDS

HALF WIDTH TACKBOARDS**STANDARD FEATURES**

- Constructed of .5" thick fiberboard
- Fabric is precisely aligned and fitted to the tackboard
- Adhered to the rigid hardboard with staples

Notes

- Half width tackboards can be specified and combined with a Veneer Panel, Marker Board, Slat Wall or Glass Board. See "Half Width" items under product width.
- Must specify Right or left facing tackboard
- Fabric Tack Panels are raised 3" from bottom edge when TM50 grommet is ordered.

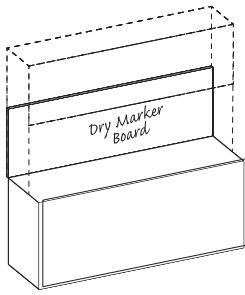
PRODUCT WIDTH	DIMENSIONS	SKU	COM	1	2	3	4	5	6	7	8	9	10	11/L1	12	13/L2
96 Half Width	46 x .5 x 26	FTOC4626	187	240	267	293	320	346	373	399	426	452	479	505	532	585
90 Half Width	43 x .5 x 26	FTOC4326	177	225	250	275	300	324	349	374	399	423	448	423	498	547
84 Half Width	40 x .5 x 26	FTOC4026	162	208	231	254	277	300	323	346	369	392	415	438	461	507
72 Half Width	34 x .5 x 26	FTOC3426	141	180	201	221	242	262	283	303	324	344	365	385	406	447
66 Half Width	31 x .5 x 26	FTOC3126	127	165	184	202	221	239	258	276	295	313	332	350	369	406
60 Half Width	28 x .5 x 26	FTOC2826	117	150	167	183	200	216	233	249	266	282	299	315	332	365

OVERHEAD DRY MARKER BOARD

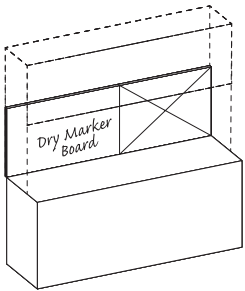
FULL WIDTH DRY MARKER BOARD

STANDARD FEATURES

- Dry marker panel has edge trim molding
- Standard magnetic surface



PRODUCT WIDTH	PANEL DIMENSION	SKU	LIST
96	94 x .5 x 26	DMOC9426	1128
90	88 x .5 x 26	DMOC8826	1056
84	82 x .5 x 26	DMOC8226	984
72	70 x .5 x 26	DMOC7026	840
66	64 x .5 x 26	DMOC6426	768
60	58 x .5 x 26	DMOC5826	696
36	34 x .5 x 26	DMOC3426	384
30	28 x .5 x 26	DMOC2826	336



OVERHEAD DRY MARKER BOARD

HALF WIDTH DRY MARKER BOARD

STANDARD FEATURES

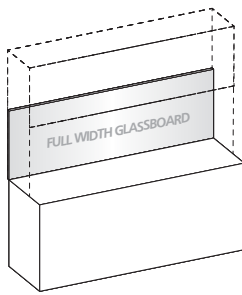
- Dry marker panel has edge trim molding
- Standard magnetic surface

Notes

- Half width dry marker boards can be specified and combined with a Tackboard, Veneer Panel, Slat Wall or Glass Board. See "Half Width" items under product width.
- Must specify Right or left facing dry marker board

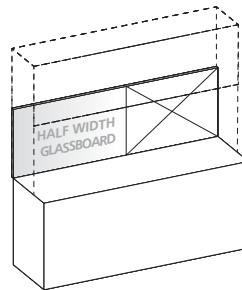
PRODUCT WIDTH	PANEL DIMENSION	SKU	LIST
96 Half Width	46 x .5 x 26	DMOC4626	552
90 Half Width	43 x .5 x 26	DMOC4326	516
84 Half Width	40 x .5 x 26	DMOC4026	480
72 Half Width	34 x .5 x 26	DMOC3426	408
66 Half Width	31 x .5 x 26	DMOC3126	372
60 Half Width	28 x .5 x 26	DMOC2826	336

OVERHEAD GLASSBOARD

**FULL WIDTH GLASSBOARD****STANDARD FEATURES**

- 4 mm tempered glass
- Use glass cleaner or alcohol to clean
- Standard dry erase markers may be used
- Earth magnets are required to hold items securely in place
- Hung with Z-Strip mounting system

PRODUCT WIDTH	PANEL DIMENSION	SKU	LIST
96	94 x .5 x 26	GBOC9426	2549
90	88 x .5 x 26	GBOC8826	2398
84	82 x .5 x 26	GBOC8226	2247
72	70 x .5 x 26	GBOC7026	1943
66	64 x .5 x 26	GBOC6426	1792
60	58 x .5 x 26	GBOC5826	1665
36	34 x .5 x 26	GBOC3426	1038
30	28 x .5 x 26	GBOC2826	888



OVERHEAD GLASSBOARD

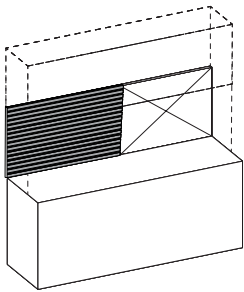
HALF WIDTH GLASSBOARD**STANDARD FEATURES**

- 4 mm tempered glass
- Use glass cleaner or alcohol to clean
- Standard dry erase markers may be used
- Earth magnets are required to hold items securely in place
- Hung with Z-Strip mounting system

Notes

- Half width glassboards can be specified and combined with a Tackboard, Veneer panel, Marker Board or Slat Wall. See "Half Width" items under product width.
- Must specify Right or left facing glassboard

PRODUCT WIDTH	PANEL DIMENSION	SKU	LIST
96 Half Width	46 x .5 x 26	GBOC4626	1274
90 Half Width	43 x .5 x 26	GBOC4326	1199
84 Half Width	40 x .5 x 26	GBOC4026	1124
72 Half Width	34 x .5 x 26	GBOC3426	972
66 Half Width	31 x .5 x 26	GBOC3126	896
60 Half Width	28 x .5 x 26	GBOC2826	833



HALF WIDTH SLAT WALL

STANDARD FEATURES

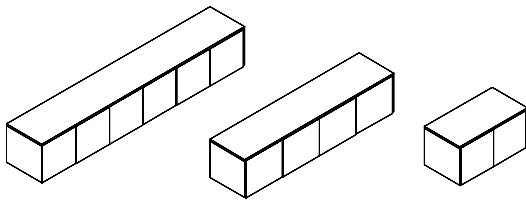
- Available in silver or black
- For use on 42"/43" height consoles
- Specify Left or Right Position

Notes

- Half width slat walls can be specified and combined with a Tackboard, Veneer panel, Marker Board or Glassboard. See "Half Width" items under product width.
- Must specify Right or left facing slat wall

PRODUCT WIDTH	PANEL DIMENSION	SKU	LIST
96 Half Width	46 x .5 x 26	SWOC4626	445
90 Half Width	43 x .5 x 26	SWOC4326	415
84 Half Width	40 x .5 x 26	SWOC4026	395
72 Half Width	34 x .5 x 26	SWOC3426	360
66 Half Width	31 x .5 x 26	SWOC3126	330
60 Half Width	28 x .5 x 26	SWOC2826	300

WALL HUNG STORAGE SINGLE HEIGHT



HINGED WOOD DOORS

STANDARD FEATURES

- Finished top
- Interior cabinet depth 12.5"
- Tasklight Concealment Apron Rail
- Touch latch

NOTES

- The DARRAN wall mounted cabinet must be hung on a weight-bearing wall. The suitability of the wall supporting the all mounted cabinet, and the installation and maintenance of the

wall-mounted cabinet, is the sole responsibility of the customer. Failure to correctly install and/or exceed the loaded weight capacity of this product may cause it to fall, resulting in damage to the product, adjacent property and/or bodily injury.

[CLICK HERE TO VIEW PRODUCT INDEX](#)

1 SELECT A STYLE

DIMENSIONS		STYLE NUMBER		LIST PRICE	STYLE NUMBER		LIST PRICE	STYLE NUMBER		LIST PRICE
W" x D" x H"	WGT	"W" Veneer	Veneer Top Veneer Chassis		"G" HPL	High Pressure Laminate Top Veneer Chassis		"M" TFL	Thermally Fused Laminate Top Thermally Fused Laminate Chassis	
6 Door / 3 Section										
96 x 15 x 15	240	RFT9615WH330W		3582	"G" Option N/A			"M" Option N/A		
90 x 15 x 15	225	RFT9015WH330W		3456	"G" Option N/A			"M" Option N/A		
84 x 15 x 15	210	RFT8415WH330W		3267	"G" Option N/A			"M" Option N/A		
4 Door / 2 Section										
72 x 15 x 15	180	RFT7215WH330W		3057	"G" Option N/A			"M" Option N/A		
66 x 15 x 15	160	RFT6615WH330W		2952	"G" Option N/A			"M" Option N/A		
60 x 15 x 15	135	RFT6015WH330W		2847	"G" Option N/A			"M" Option N/A		
2 Door / 1 Section										
36 x 15 x 15	75	RFT3615WH330W		2018	"G" Option N/A			"M" Option N/A		
30 x 15 x 15	65	RFT3015WH330W		1939	"G" Option N/A			"M" Option N/A		

2 SELECT A FINISH

"W" Veneer	"G" HPL	"M" TFL	
TBCO	-	-	Baby's Cheek +10%
TBSW	-	-	Brown Sugar
TFSO	-	-	Fifty Shades +10%
TFBO	-	-	Fun Blonde +10%
TFBW	-	-	French Bordeaux
TLLW	-	-	Luscious Lager
TOBW	-	-	Organic Brown
WWP	-	-	Designer White

3 SELECT AN EDGE



Flat 3 mm

5 OPTIONS

DOOR

- D2: Wood Door Lock - \$95 per Door Set
- D2-G: Door Lock for Glass Doors - \$195 per Door Set (only when RF375AW is ordered)
- D6: Delete Doors - n/c
- RF375AW: Aluminum/White Glass - \$375 per Door
- WPD3061: Full fill designer white - \$30 per door

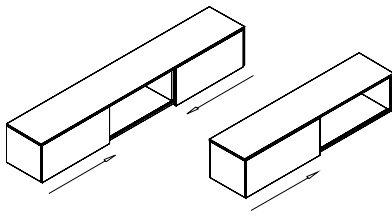
TASK LIGHT

- LT-LED24: 24" LED Tasklight - \$90
- LT-LED48: 48" LED Tasklight - \$165
- LT-LED60: 60" LED Tasklight - \$180
- LC22: 20" LT-LED Tasklight Linking Cable - \$20
- WAR-D: Delete Tasklight Concealment Apron Rail - Deduct \$125
- LED24: 24" Slim Line Aluminum LED Tasklight - \$315
- LED48: 48" Slim Line Aluminum LED Tasklight - \$445
- LED60: 60" Slim Line Aluminum LED Tasklight - \$555
- DPC: Link multiple tasklights up to 30W of power wattage. Deletes 1 power drive - Deduct \$85 per tasklight

4 SELECT HARDWARE

Hardware
Option Not
Available

WALL HUNG STORAGE SINGLE HEIGHT



SLIDING WOOD DOORS

STANDARD FEATURES

- Finished top
- Interior cabinet depth 12.5"
- Tasklight Concealment Apron Rail

NOTES

- The DARRAN wall mounted cabinet must be hung on a weight-bearing wall. The suitability of the wall supporting the all mounted cabinet, and the installation and maintenance of the wall-mounted cabinet, is the sole responsibility

of the customer. Failure to correctly install and/or exceed the loaded weight capacity of this product may cause it to fall, resulting in damage to the product, adjacent property and/or bodily injury.

[CLICK HERE TO VIEW PRODUCT INDEX](#)

1 SELECT A STYLE

DIMENSIONS		STYLE NUMBER		LIST PRICE	STYLE NUMBER		LIST PRICE	STYLE NUMBER		LIST PRICE
W" x D" x H"	WGT	"W" Veneer	Veneer Top Veneer Chassis		"G" HPL	High Pressure Laminate Top Veneer Chassis		"M" TFL	Thermally Fused Laminate Top Thermally Fused Laminate Chassis	
3 Section										
96 x 15 x 15	240	RFT9615WH872W		3792	"G" Option N/A			"M" Option N/A		
90 x 15 x 15	225	RFT9015WH872W		3666	"G" Option N/A			"M" Option N/A		
84 x 15 x 15	210	RFT8415WH872W		3477	"G" Option N/A			"M" Option N/A		
2 Section										
72 x 15 x 15	180	RFT7215WH872W		3215	"G" Option N/A			"M" Option N/A		
66 x 15 x 15	100	RFT6615WH872W		3110	"G" Option N/A			"M" Option N/A		
60 x 15 x 15	135	RFT6015WH872W		3005	"G" Option N/A			"M" Option N/A		

2 SELECT A FINISH

"W" Veneer	"G" HPL	"M" TFL	
TBCO	-	-	Baby's Cheek +10%
TBSW	-	-	Brown Sugar
TFSO	-	-	Fifty Shades +10%
TFBO	-	-	Fun Blonde +10%
TFBW	-	-	French Bordeaux
TLLW	-	-	Luscious Lager
TOBW	-	-	Organic Brown
WWP	-	-	Designer White

3 SELECT AN EDGE

Edge Profile
Option Not
Available

5 OPTIONS

DOOR

- RF550AW: Aluminum/White Glass - \$550 per Door
- WPD3061: Full fill designer white - \$30 per door

INTERIOR CABINET LIGHTING

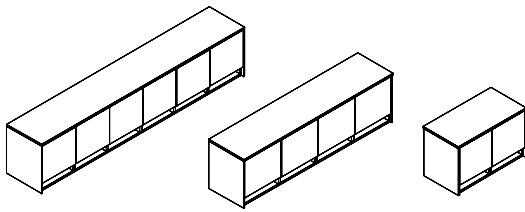
- LEDPK starter kit includes Infeed, 1 Puck Interior Light and the ability to daisy chain up to 6 total Puck Lights
- LEDPK: LED Puck Starter Kit - \$295
- PK: 1 LED Interior Light - \$125

TASK LIGHT

- LT-LED24: 24" LED Tasklight - \$90
- LT-LED48: 48" LED Tasklight - \$165
- LT-LED60: 60" LED Tasklight - \$180
- LC22: 20" LT-LED Tasklight Linking Cable - \$20
- WAR-D: Delete Tasklight Concealment Apron Rail - Deduct \$125
- LED24: 24" Slim Line Aluminum LED Tasklight - \$315
- LED48: 48" Slim Line Aluminum LED Tasklight - \$445
- LED60: 60" Slim Line Aluminum LED Tasklight - \$555
- DPC: Link multiple tasklights up to 30W of power wattage. Deletes 1 power drive - Deduct \$85 per tasklight

4 SELECT HARDWARE

Hardware
Option Not
Available



WALL HUNG STORAGE W/ PAPER ORGANIZER SINGLE HEIGHT

HINGED WOOD DOORS

STANDARD FEATURES

- 3" High paper slot
- Finished top
- Interior cabinet depth 12.5"
- Tasklight Concealment Apron Rail
- Touch latch

NOTES

- The DARRAN wall mounted cabinet must be hung on a weight-bearing wall. The suitability of the wall supporting the all mounted cabinet,

and the installation and maintenance of the wall-mounted cabinet, is the sole responsibility of the customer. Failure to correctly install and/or exceed the loaded weight capacity of this product may cause it to fall, resulting in damage to the product, adjacent property and/or bodily injury.

[CLICK HERE TO VIEW PRODUCT INDEX](#)

1

SELECT A STYLE

DIMENSIONS		STYLE NUMBER	LIST PRICE	STYLE NUMBER	LIST PRICE	STYLE NUMBER	LIST PRICE
W" x D" x H"	WGT	"W" Veneer	Veneer Top Veneer Chassis	"G" HPL	High Pressure Laminate Top Veneer Chassis	"M" TFL	Thermally Fused Laminate Top Thermally Fused Laminate Chassis
6 Door / 3 Section							
96 x 15 x 18.8	250	RFT9619WH870W	4055	"G" Option N/A		"M" Option N/A	
90 x 15 x 18.8	235	RFT9019WH870W	3929	"G" Option N/A		"M" Option N/A	
84 x 15 x 18.8	220	RFT8419WH870W	3740	"G" Option N/A		"M" Option N/A	
4 Door / 2 Section							
72 x 15 x 18.8	190	RFT7219WH870W	3372	"G" Option N/A		"M" Option N/A	
66 x 15 x 18.8	170	RFT6619WH870W	3267	"G" Option N/A		"M" Option N/A	
60 x 15 x 18.8	145	RFT6019WH870W	3162	"G" Option N/A		"M" Option N/A	
2 Door / 1 Section							
36 x 15 x 18.8	85	RFT3619WH870W	2175	"G" Option N/A		"M" Option N/A	
30 x 15 x 18.8	75	RFT3019WH870W	2097	"G" Option N/A		"M" Option N/A	

2

SELECT A FINISH

"W" Veneer	"G" HPL	"M" TFL	
TBCO	-	-	Baby's Cheek +10%
TBSW	-	-	Brown Sugar
TFSO	-	-	Fifty Shades +10%
TFBO	-	-	Fun Blonde +10%
TFBW	-	-	French Bordeaux
TLLW	-	-	Luscious Lager
TOBW	-	-	Organic Brown
WWP	-	-	Designer White

3

SELECT AN EDGE

Edge Profile
Option Not
Available

4

SELECT HARDWARE

Hardware
Option Not
Available

5

OPTIONS

DOOR

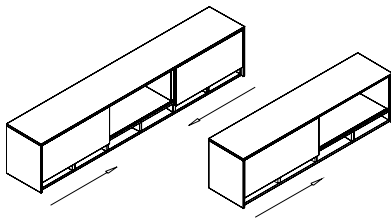
- D2: Wood Door Lock - \$95 per Door Set
- D2-G: Door Lock for Glass Doors - \$195 per Door Set (only when RF375AW is ordered)
- D6: Delete Doors - n/c
- RF375AW: Aluminum/White Glass - \$375 per Door
- WPD3061: Full fill designer white - \$30 per door

INTERIOR CABINET LIGHTING

- LEDPK starter kit includes Infeed, 1 Puck Interior Light and the ability to daisy chain up to 6 total Puck Lights
- LEDPK: LED Puck Starter Kit - \$295
- PK: 1 LED Interior Light - \$125

TASK LIGHT

- LT-LED24: 24" LED Tasklight - \$90
- LT-LED48: 48" LED Tasklight - \$165
- LT-LED60: 60" LED Tasklight - \$180
- LC22: 20" LT-LED Tasklight Linking Cable - \$20
- WAR-D: Delete Tasklight Concealment Apron Rail - Deduct \$125
- LED24: 24" Slim Line Aluminum LED Tasklight - \$315
- LED48: 48" Slim Line Aluminum LED Tasklight - \$445
- LED60: 60" Slim Line Aluminum LED Tasklight - \$555
- DPC: Link multiple tasklights up to 30W of power wattage. Deletes 1 power drive - Deduct \$85 per tasklight



WALL HUNG STORAGE W/ PAPER ORGANIZER SINGLE HEIGHT

SLIDING WOOD DOORS

STANDARD FEATURES

- 3" High paper slot
- Finished top
- Interior cabinet depth 12.5"
- Tasklight Concealment Apron Rail

NOTES

- The DARRAN wall mounted cabinet must be hung on a weight-bearing wall. The suitability of the wall supporting the all mounted cabinet, and the installation and maintenance of the

wall-mounted cabinet, is the sole responsibility of the customer. Failure to correctly install and/or exceed the loaded weight capacity of this product may cause it to fall, resulting in damage to the product, adjacent property and/or bodily injury.

[CLICK HERE TO VIEW PRODUCT INDEX](#)

1 SELECT A STYLE

DIMENSIONS		STYLE NUMBER	LIST PRICE	STYLE NUMBER	LIST PRICE	STYLE NUMBER	LIST PRICE
W" x D" x H"	WGT	"W" Veneer Veneer Top Veneer Chassis		"G" HPL High Pressure Laminate Top Veneer Chassis		"M" TFL Thermally Fused Laminate Top Thermally Fused Laminate Chassis	
3 Section							
96 x 15 x 18.8	250	RFT9619WH871W	4265	"G" Option N/A		"M" Option N/A	
90 x 15 x 18.8	235	RFT9019WH871W	4139	"G" Option N/A		"M" Option N/A	
84 x 15 x 18.8	220	RFT8419WH871W	4265	"G" Option N/A		"M" Option N/A	
2 Section							
72 x 15 x 18.8	190	RFT7219WH871W	3530	"G" Option N/A		"M" Option N/A	
66 x 15 x 18.8	170	RFT6619WH871W	3425	"G" Option N/A		"M" Option N/A	
60 x 15 x 18.8	145	RFT6019WH871W	3320	"G" Option N/A		"M" Option N/A	

2 SELECT A FINISH

"W" Veneer	"G" HPL	"M" TFL	
TBCO	-	-	Baby's Cheek +10%
TBSW	-	-	Brown Sugar
TFSO	-	-	Fifty Shades +10%
TFBO	-	-	Fun Blonde +10%
TFBW	-	-	French Bordeaux
TLLW	-	-	Luscious Lager
TOBW	-	-	Organic Brown
WWP	-	-	Designer White

3 SELECT AN EDGE

Edge Profile
Option Not
Available

5 OPTIONS

DOOR

- RF550AW: Aluminum/White Glass - \$550 per Door
- WPD3061: Full fill designer white - \$30 per door

INTERIOR CABINET LIGHTING

- LEDPK starter kit includes Infeed, 1 Puck Interior Light and the ability to daisy chain up to 6 total Puck Lights
- LEDPK: LED Puck Starter Kit - \$295
- PK: 1 LED Interior Light - \$125

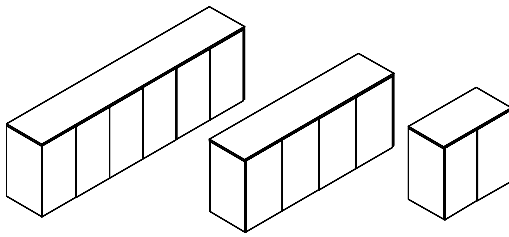
TASK LIGHT

- LT-LED24: 24" LED Tasklight - \$90
- LT-LED48: 48" LED Tasklight - \$165
- LT-LED60: 60" LED Tasklight - \$180
- LC22: 20" LT-LED Tasklight Linking Cable - \$20
- WAR-D: Delete Tasklight Concealment Apron Rail - Deduct \$125
- LED24: 24" Slim Line Aluminum LED Tasklight - \$315
- LED48: 48" Slim Line Aluminum LED Tasklight - \$445
- LED60: 60" Slim Line Aluminum LED Tasklight - \$555
- DPC: Link multiple tasklights up to 30W of power wattage. Deletes 1 power drive - Deduct \$85 per tasklight

4 SELECT HARDWARE

Hardware
Option Not
Available

WALL HUNG STORAGE DOUBLE HEIGHT



HINGED WOOD DOORS

STANDARD FEATURES

- Adjustable veneer shelf per door section
- Black painted top
- Interior shelf depth 14"
- Tasklight Concealment Apron Rail
- Touch latch

NOTES

- The DARRAN wall mounted cabinet must be hung on a weight-bearing wall. The suitability of the wall supporting the all mounted cabinet,

and the installation and maintenance of the wall-mounted cabinet, is the sole responsibility of the customer. Failure to correctly install and/or exceed the loaded weight capacity of this product may cause it to fall, resulting in damage to the product, adjacent property and/or bodily injury.

[CLICK HERE TO VIEW PRODUCT INDEX](#)

1 SELECT A STYLE

DIMENSIONS		STYLE NUMBER		LIST PRICE	STYLE NUMBER		LIST PRICE	STYLE NUMBER		LIST PRICE
W" x D" x H"	WGT	"W" Veneer	Veneer Top Veneer Chassis		"G" HPL	High Pressure Laminate Top Veneer Chassis		"M" TFL	Thermally Fused Laminate Top Thermally Fused Laminate Chassis	
6 Door / 3 Section										
96 x 15 x 28.3	295	RFT9628WH330W		4107	"G" Option N/A			"M" Option N/A		
90 x 15 x 28.3	275	RFT9028WH330W		3876	"G" Option N/A			"M" Option N/A		
84 x 15 x 28.3	260	RFT8428WH330W		3771	"G" Option N/A			"M" Option N/A		
4 Door / 2 Section										
72 x 15 x 28.3	220	RFT7228WH330W		3477	"G" Option N/A			"M" Option N/A		
66 x 15 x 28.3	200	RFT6628WH330W		3372	"G" Option N/A			"M" Option N/A		
60 x 15 x 28.3	180	RFT6028WH330W		3267	"G" Option N/A			"M" Option N/A		
2 Door / 1 Section										
36 x 15 x 28.3	110	RFT3628WH330W		2228	"G" Option N/A			"M" Option N/A		
30 x 15 x 28.3	95	RFT3028WH330W		2149	"G" Option N/A			"M" Option N/A		

2 SELECT A FINISH

"W" Veneer	"G" HPL	"M" TFL	
TBCO	-	-	Baby's Cheek +10%
TBSW	-	-	Brown Sugar
TFSO	-	-	Fifty Shades +10%
TFBO	-	-	Fun Blonde +10%
TFBW	-	-	French Bordeaux
TLLW	-	-	Luscious Lager
TOBW	-	-	Organic Brown
WWP	-	-	Designer White

3 SELECT AN EDGE

Edge Profile
Option Not
Available

4 SELECT HARDWARE

Hardware
Option Not
Available

5 OPTIONS

DOOR

- D2: Wood Door Lock - \$95 per Door Set
- D2-G: Door Lock for Glass Doors - \$195 per Door Set (only when RF375AW is ordered)
- D6: Delete Doors - n/c
- RF475AW: Aluminum/White Glass - \$475 per Door
- WPD3061: Full fill designer white - \$50 per door

INTERIOR CABINET LIGHTING

- LEDPK starter kit includes Infeed, 1 Puck Interior Light and the ability to daisy chain up to 6 total Puck Lights
- LEDPK: LED Puck Starter Kit - \$295
- PK: 1 LED Interior Light - \$125

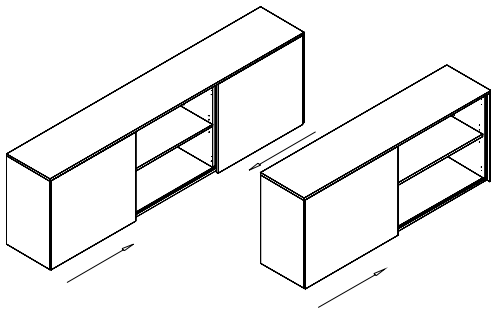
SHELF

- GS14F: Replace Standard Shelves with Glass Shelves - \$85 per Shelf
- S714F: Heavy Duty Lumber 1" Shelves - \$75 per Shelf

TASK LIGHT

- LT-LED24: 24" LED Tasklight - \$90
- LT-LED48: 48" LED Tasklight - \$165
- LT-LED60: 60" LED Tasklight - \$180
- LC22: 20" LT-LED Tasklight Linking Cable - \$20
- WAR-D: Delete Tasklight Concealment Apron Rail - Deduct \$125
- LED24: 24" Slim Line Aluminum LED Tasklight - \$315
- LED48: 48" Slim Line Aluminum LED Tasklight - \$445
- LED60: 60" Slim Line Aluminum LED Tasklight - \$555
- DPC: Link multiple tasklights up to 30W of power wattage. Deletes 1 power drive - Deduct \$85 per tasklight

WALL HUNG STORAGE DOUBLE HEIGHT



SLIDING WOOD DOORS

STANDARD FEATURES

- Adjustable shelf per door section
- Black painted top
- Interior shelf depth 14"
- Tasklight Concealment Apron Rail

NOTES

- The DARRAN wall mounted cabinet must be hung on a weight-bearing wall. The suitability of the wall supporting the all mounted cabinet, and the installation and maintenance of the

wall-mounted cabinet, is the sole responsibility of the customer. Failure to correctly install and/or exceed the loaded weight capacity of this product may cause it to fall, resulting in damage to the product, adjacent property and/or bodily injury.

[CLICK HERE TO VIEW PRODUCT INDEX](#)

1 SELECT A STYLE

DIMENSIONS		STYLE NUMBER		LIST PRICE	STYLE NUMBER		LIST PRICE	STYLE NUMBER		LIST PRICE			
W" x D" x H" 3 Section	WGT	"W"	Veneer Top		"G"	High Pressure Laminate Top		"M"	Thermally Fused Laminate Top				
		Veneer	Veneer Chassis		HPL	Veneer Chassis		TFL	Thermally Fused Laminate Chassis				
96 x 15 x 28.3	290	RFT9628WH872W		4317	"G" Option N/A			"M" Option N/A					
90 x 15 x 28.3	270	RFT9028WH872W		4086	"G" Option N/A			"M" Option N/A					
84 x 15 x 28.3	255	RFT8428WH872W		3981	"G" Option N/A			"M" Option N/A					
2 Section													
72 x 15 x 28.3	215	RFT7228WH872W		3635	"G" Option N/A			"M" Option N/A					
66 x 15 x 28.3	195	RFT6628WH872W		3530	"G" Option N/A			"M" Option N/A					
60 x 15 x 28.3	175	RFT6028WH872W		3425	"G" Option N/A			"M" Option N/A					

2 SELECT A FINISH

"W" Veneer	"G" HPL	"M" TFL	
TBCO	-	-	Baby's Cheek +10%
TBSW	-	-	Brown Sugar
TFSO	-	-	Fifty Shades +10%
TFBO	-	-	Fun Blonde +10%
TFBW	-	-	French Bordeaux
TLLW	-	-	Luscious Lager
TOBW	-	-	Organic Brown
WWP	-	-	Designer White

3 SELECT AN EDGE

Edge Profile
Option Not
Available

4 SELECT HARDWARE

Hardware
Option Not
Available

5 OPTIONS

DOOR

- RF850AW: Aluminum/White Glass - \$850 per Door
- WPD3061: Full fill designer white - \$50 per door

INTERIOR CABINET LIGHTING

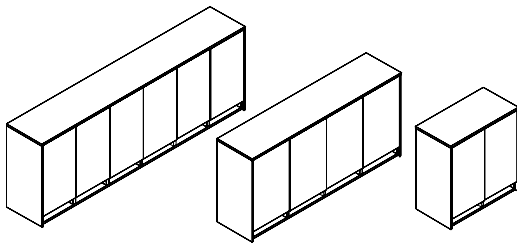
- LEDPK starter kit includes Infeed, 1 Puck Interior Light and the ability to daisy chain up to 6 total Puck Lights
- LEDPK: LED Puck Starter Kit - \$295
- PK: 1 LED Interior Light - \$125

SHELF

- GS14F: Replace Standard Shelves with Glass Shelves - \$85 per Shelf
- S714F: Heavy Duty Lumber 1" Shelves - \$75 per Shelf

TASK LIGHT

- LT-LED24: 24" LED Tasklight - \$90
- LT-LED48: 48" LED Tasklight - \$165
- LT-LED60: 60" LED Tasklight - \$180
- LC22: 20" LT-LED Tasklight Linking Cable - \$20
- WAR-D: Delete Tasklight Concealment Apron Rail - Deduct \$125
- LED24: 24" Slim Line Aluminum LED Tasklight - \$315
- LED48: 48" Slim Line Aluminum LED Tasklight - \$445
- LED60: 60" Slim Line Aluminum LED Tasklight - \$555
- DPC: Link multiple tasklights up to 30W of power wattage. Deletes 1 power drive - Deduct \$85 per tasklight



WALL HUNG STORAGE W/ PAPER ORGANIZER DOUBLE HEIGHT

HINGED WOOD DOORS

STANDARD FEATURES

- 3" High paper slot
- Adjustable veneer shelf per door section
- Black painted top
- Interior shelf depth 12"
- Tasklight Concealment Apron Rail
- Touch latch

NOTES

- The DARRAN wall mounted cabinet must be hung on a weight-bearing wall. The suitability

of the wall supporting the all mounted cabinet, and the installation and maintenance of the wall-mounted cabinet, is the sole responsibility of the customer. Failure to correctly install and/or exceed the loaded weight capacity of this product may cause it to fall, resulting in damage to the product, adjacent property and/or bodily injury.

[CLICK HERE TO VIEW PRODUCT INDEX](#)

1 SELECT A STYLE

DIMENSIONS		STYLE NUMBER		LIST PRICE	STYLE NUMBER		LIST PRICE	STYLE NUMBER		LIST PRICE
W" x D" x H"	WGT	"W" Veneer	Veneer Top Veneer Chassis		"G" HPL	High Pressure Laminate Top Veneer Chassis		"M" TFL	Thermally Fused Laminate Top Thermally Fused Laminate Chassis	
6 Door / 3 Section										
96 x 15 x 32	305	RFT9632WH870W		4580	"G" Option N/A			"M" Option N/A		
90 x 15 x 32	285	RFT9032WH870W		4349	"G" Option N/A			"M" Option N/A		
84 x 15 x 32	270	RFT8432WH870W		4244	"G" Option N/A			"M" Option N/A		
4 Door / 2 Section										
72 x 15 x 32	230	RFT7232WH870W		3792	"G" Option N/A			"M" Option N/A		
66 x 15 x 32	210	RFT6632WH870W		3687	"G" Option N/A			"M" Option N/A		
60 x 15 x 32	190	RFT6032WH870W		3582	"G" Option N/A			"M" Option N/A		
2 Door / 1 Section										
36 x 15 x 32	120	RFT3632WH870W		2385	"G" Option N/A			"M" Option N/A		
30 x 15 x 32	105	RFT3032WH870W		2307	"G" Option N/A			"M" Option N/A		

2 SELECT A FINISH

"W" Veneer	"G" HPL	"M" TFL	
TBCO	-	-	Baby's Cheek +10%
TBSW	-	-	Brown Sugar
TFSO	-	-	Fifty Shades +10%
TFBO	-	-	Fun Blonde +10%
TFBW	-	-	French Bordeaux
TLLW	-	-	Luscious Lager
TOBW	-	-	Organic Brown
WWP	-	-	Designer White

3 SELECT AN EDGE

Edge Profile
Option Not
Available

4 SELECT HARDWARE

Hardware
Option Not
Available

5 OPTIONS

DOOR

- D2: Wood Door Lock - \$95 per Door Set
- D2-G: Door Lock for Glass Doors - \$195 per Door Set
- D6: Delete Doors - n/c
- RF475AW: Aluminum/White Glass - \$475 per Door
- WPD3061: Full fill designer white - \$50 per door

INTERIOR CABINET LIGHTING

- LEDPK starter kit includes Infeed, 1 Puck Interior Light and the ability to daisy chain up to 6 total Puck Lights
- LEDPK: LED Puck Starter Kit - \$295
- PK: 1 LED Interior Light - \$125

SHELF

- GS14F: Replace Standard Shelves with Glass Shelves - \$85 per Shelf
- S714F: Heavy Duty Lumber 1" Shelves - \$75 per Shelf

TASK LIGHT

- LT-LED24: 24" LED Tasklight - \$90
- LT-LED48: 48" LED Tasklight - \$165
- LT-LED60: 60" LED Tasklight - \$180
- LC22: 20" LT-LED Tasklight Linking Cable - \$20
- WAR-D: Delete Tasklight Concealment Apron Rail - Deduct \$125
- LED24: 24" Slim Line Aluminum LED Tasklight - \$315
- LED48: 48" Slim Line Aluminum LED Tasklight - \$445
- LED60: 60" Slim Line Aluminum LED Tasklight - \$555
- DPC: Link multiple tasklights up to 30W of power wattage. Deletes 1 power drive - Deduct \$85 per tasklight

WALL HUNG STORAGE W/ PAPER ORGANIZER DOUBLE HEIGHT

SLIDING WOOD DOORS

STANDARD FEATURES

- 3" High paper slot
- Adjustable shelf per door section
- Black painted top
- Interior shelf depth 12"
- Tasklight Concealment Apron Rail

NOTES

- The DARRAN wall mounted cabinet must be hung on a weight-bearing wall. The suitability of the wall supporting the all mounted cabinet,

and the installation and maintenance of the wall-mounted cabinet, is the sole responsibility of the customer. Failure to correctly install and/or exceed the loaded weight capacity of this product may cause it to fall, resulting in damage to the product, adjacent property and/or bodily injury.

[CLICK HERE TO VIEW PRODUCT INDEX](#)

1 SELECT A STYLE

DIMENSIONS		STYLE NUMBER		LIST PRICE	STYLE NUMBER		LIST PRICE	STYLE NUMBER		LIST PRICE
W" x D" x H"	WGT	"W" Veneer	Veneer Top Veneer Chassis		"G" HPL	High Pressure Laminate Top Veneer Chassis		"M" TFL	Thermally Fused Laminate Top Thermally Fused Laminate Chassis	
3 Section										
96 x 15 x 32	300	RFT9632WH871W		4685	"G" Option N/A			"M" Option N/A		
90 x 15 x 32	280	RFT9032WH871W		4559	"G" Option N/A			"M" Option N/A		
84 x 15 x 32	265	RFT8432WH871W		4454	"G" Option N/A			"M" Option N/A		
2 Section										
72 x 15 x 32	225	RFT7232WH871W		3950	"G" Option N/A			"M" Option N/A		
66 x 15 x 32	205	RFT6632WH871W		3845	"G" Option N/A			"M" Option N/A		
60 x 15 x 32	185	RFT6032WH871W		3740	"G" Option N/A			"M" Option N/A		

2 SELECT A FINISH

"W" Veneer	"G" HPL	"M" TFL
TBCO	-	Baby's Cheek +10%
TBSW	-	Brown Sugar
TFSO	-	Fifty Shades +10%
TFBO	-	Fun Blonde +10%
TFBW	-	French Bordeaux
TLLW	-	Luscious Lager
TOBW	-	Organic Brown
WWP	-	Designer White

3 SELECT AN EDGE

Edge Profile
Option Not
Available

4 SELECT HARDWARE

Hardware
Option Not
Available

5 OPTIONS

DOOR

- RF850AW: Aluminum/White Glass - \$850 per Door
- WPD3061: Full fill designer white - \$50 per door

INTERIOR CABINET LIGHTING

- LEDPK starter kit includes Infeed, 1 Puck Interior Light and the ability to daisy chain up to 6 total Puck Lights
- LEDPK: LED Puck Starter Kit - \$295
- PK: 1 LED Interior Light - \$125

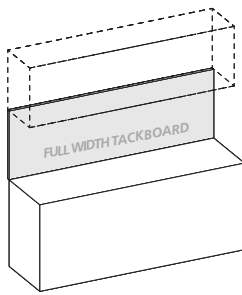
SHELF

- GS14F: Replace Standard Shelves with Glass Shelves - \$85 per Shelf
- S714F: Heavy Duty Lumber 1" Shelves - \$75 per Shelf

TASK LIGHT

- LT-LED24: 24" LED Tasklight - \$90
- LT-LED48: 48" LED Tasklight - \$165
- LT-LED60: 60" LED Tasklight - \$180
- LC22: 20" LT-LED Tasklight Linking Cable - \$20
- WAR-D: Delete Tasklight Concealment Apron Rail - Deduct \$125
- LED24: 24" Slim Line Aluminum LED Tasklight - \$315
- LED48: 48" Slim Line Aluminum LED Tasklight - \$445
- LED60: 60" Slim Line Aluminum LED Tasklight - \$555
- DPC: Link multiple tasklights up to 30W of power wattage. Deletes 1 power drive - Deduct \$85 per tasklight

WALL HUNG TACKBOARDS

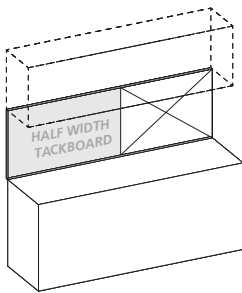


FULL WIDTH TACKBOARDS

STANDARD FEATURES

- Constructed of .5" thick fiberboard
- Fabric is precisely aligned and fitted to the tackboard
- Adhered to the rigid hardboard with staples

PRODUCT WIDTH	PANEL DIMENSION	SKU	COM	1	2	3	4	5	6	7	8	9	10	11/L1	12	13/L2
96	96 x .75 x 26	FTWH9626	465	576	629	682	735	788	841	894	947	1,000	1,053	1,106	1,159	1,265
90	90 x .75 x 26	FTWH9026	439	540	590	639	689	738	788	837	887	936	986	1,035	1,085	1,184
84	84 x .75 x 26	FTWH8426	406	498	544	590	636	682	728	774	820	866	912	958	1,004	1,096
72	72 x .75 x 26	FTWH7226	352	432	474	515	557	598	640	681	723	764	806	847	889	972
66	66 x .75 x 26	FTWH6626	326	396	434	472	510	548	586	624	662	700	738	776	814	890
60	60 x .75 x 26	FTWH6026	286	360	394	428	462	496	530	564	598	632	666	700	734	802
36	36 x .75 x 26	FTWH3626	174	216	236	256	276	296	316	336	356	376	396	416	436	476
30	30 x .75 x 26	FTWH3026	143	180	197	214	231	248	265	282	299	316	333	350	367	401



WALL HUNG TACKBOARDS

HALF WIDTH TACKBOARDS

STANDARD FEATURES

- Constructed of .5" thick fiberboard
- Fabric is precisely aligned and fitted to the tackboard
- Adhered to the rigid hardboard with staples

Notes

- Half width tackboards can be specified and combined with a Veneer Panel, Marker Board, Slat Wall or Glass Board. See "Half Width" items under product width.
- Must specify Right or left facing tackboard

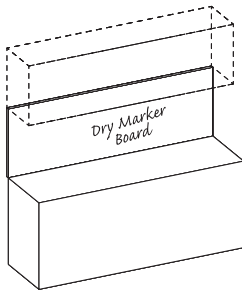
PRODUCT WIDTH	PANEL DIMENSION	SKU	COM	1	2	3	4	5	6	7	8	9	10	11/L1	12	13/L2
96 Half Width	48 x .75 x 26	FTWH4826	233	288	315	341	368	394	421	447	474	500	527	553	580	633
90 Half Width	45 x .75 x 26	FTWH4526	220	270	295	320	345	369	394	419	444	468	493	518	543	592
84 Half Width	42 x .75 x 26	FTWH4226	203	249	272	295	318	341	364	387	410	433	456	479	502	548
72 Half Width	36 x .75 x 26	FTWH3626	176	216	237	258	279	299	320	341	362	382	403	424	445	486
66 Half Width	33 x .75 x 26	FTWH3326	163	198	217	236	255	274	293	312	331	350	369	388	407	445
60 Half Width	30 x .75 x 26	FTWH3026	143	180	197	214	231	248	265	282	299	316	333	350	367	401

WALL HUNG DRY MARKER BOARD

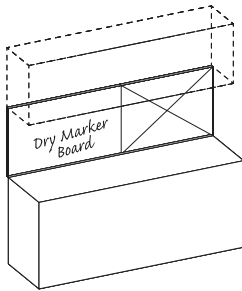
FULL WIDTH DRY MARKER BOARD

STANDARD FEATURES

- Dry marker panel has edge trim molding
- Standard magnetic surface



PRODUCT WIDTH	PANEL DIMENSION	SKU	LIST
96	96 x .75 x 26	DMWH9626	1152
90	90 x .75 x 26	DMWH9026	1080
84	84 x .75 x 26	DMWH8426	1008
72	72 x .75 x 26	DMWH7226	864
66	66 x .75 x 26	DMWH6626	792
60	60 x .75 x 26	DMWH6026	720
36	36 x .75 x 26	DMWH3626	432
30	30 x .75 x 26	DMWH3026	360



WALL HUNG DRY MARKER BOARD

HALF WIDTH DRY MARKER BOARD

STANDARD FEATURES

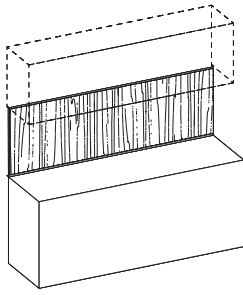
- Dry marker panel has edge trim molding
- Standard magnetic surface

Notes

- Half width dry marker boards can be specified and combined with a Tackboard, Veneer Panel, Slat Wall or Glass Board. See "Half Width" items under product width.
- Must specify Right or left facing dry marker board

PRODUCT WIDTH	PANEL DIMENSION	SKU	LIST
96 Half Width	48 x .75 x 26	DMWH4826	576
90 Half Width	45 x .75 x 26	DMWH4526	540
84 Half Width	42 x .75 x 26	DMWH4226	504
72 Half Width	36 x .75 x 26	DMWH3626	432
66 Half Width	33 x .75 x 26	DMWH3326	396
60 Half Width	30 x .75 x 26	DMWH3026	360

WALL HUNG VENEER PANEL

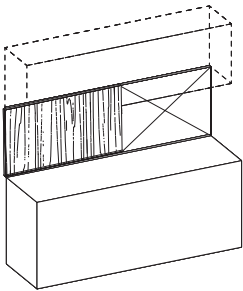


FULL WIDTH VENEER PANEL

STANDARD FEATURES

- Can be used with or without overhead cabinet.
- Required for other accessory panels.
- Veneer edges.
- Vertical wire channels on back for task light cords.
- Steel mounting wall channel is recessed for flush mounting.

PRODUCT WIDTH	PANEL DIMENSION	SKU	LIST
96	96 x .75 x 26	VPWH9626	960
90	90 x .75 x 26	VPWH9026	900
84	84 x .75 x 26	VPWH8426	840
72	72 x .75 x 26	VPWH7226	720
66	66 x .75 x 26	VPWH6626	660
60	60 x .75 x 26	VPWH6026	600
36	36 x .75 x 26	VPWH3626	360
30	30 x .75 x 26	VPWH3026	300



WALL HUNG VENEER PANEL

HALF WIDTH VENEER PANEL

STANDARD FEATURES

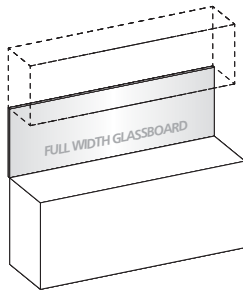
- Can be used with or without overhead cabinet.
- Required for other accessory panels.
- Veneer edges.
- Vertical wire channels on back for task light cords.
- Steel mounting wall channel is recessed for flush mounting.

Notes

- Half width veneer panels can be specified and combined with a Tackboard, Marker Board, Slat Wall or Glass Board. See "Half Width" items under product width.
- Must specify Right or left facing veneer panel

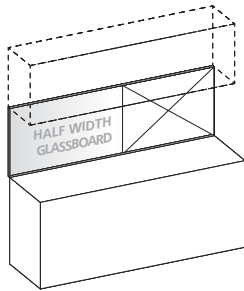
PRODUCT WIDTH	PANEL DIMENSION	SKU	LIST
96 Half Width	48 x .75 x 26	VPWH4826	480
90 Half Width	45 x .75 x 26	VPWH4526	450
84 Half Width	42 x .75 x 26	VPWH4226	420
72 Half Width	36 x .75 x 26	VPWH3626	360
66 Half Width	33 x .75 x 26	VPWH3326	330
60 Half Width	30 x .75 x 26	VPWH3026	300

WALL HUNG GLASSBOARD

**FULL WIDTH GLASSBOARD****STANDARD FEATURES**

- 4 mm tempered glass
- Use glass cleaner or alcohol to clean
- Standard dry erase markers may be used
- Earth magnets are required to hold items securely in place
- Hung with Z-Strip mounting system

PRODUCT WIDTH	PANEL DIMENSION	SKU	LIST
96	96 x .75 x 26	GBWH9626	2945
90	90 x .75 x 26	GBWH9026	2772
84	84 x .75 x 26	GBWH8426	2602
72	72 x .75 x 26	GBWH7226	2258
66	66 x .75 x 26	GBWH6626	2085
60	60 x .75 x 26	GBWH6026	1935
36	36 x .75 x 26	GBWH3626	1219
30	30 x .75 x 26	GBWH3026	1048



WALL HUNG GLASSBOARD

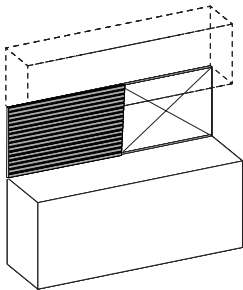
HALF WIDTH GLASSBOARD**STANDARD FEATURES**

- 4 mm tempered glass
- Use glass cleaner or alcohol to clean
- Standard dry erase markers may be used
- Earth magnets are required to hold items securely in place
- Hung with Z-Strip mounting system

Notes

- Half width glassboards can be specified and combined with a Tackboard, Veneer panel, Marker Board or Slat Wall. See "Half Width" items under product width.
- Must specify Right or left facing glassboard

PRODUCT WIDTH	PANEL DIMENSION	SKU	LIST
96 Half Width	48 x .75 x 26	GBWH4826	1473
90 Half Width	45 x .75 x 26	GBWH4526	1387
84 Half Width	42 x .75 x 26	GBWH4226	1301
72 Half Width	36 x .75 x 26	GBWH3626	1130
66 Half Width	33 x .75 x 26	GBWH3326	1043
60 Half Width	30 x .75 x 26	GBWH3026	968



HALF WIDTH SLAT WALL

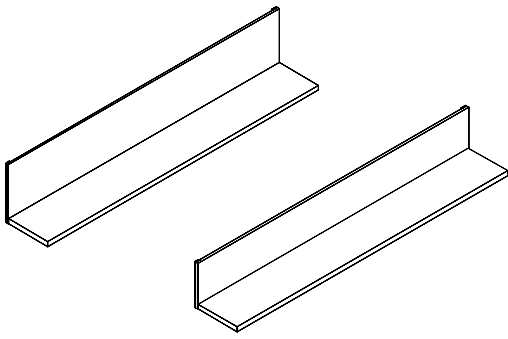
STANDARD FEATURES

- Available in silver or black
- For use on 42"/43" height consoles

Notes

- Half width slat walls can be specified and combined with a Tackboard, Veneer panel, Marker Board or Glassboard. See "Half Width" items under product width.
- Must specify Right or left facing slat wall

PRODUCT WIDTH	PANEL DIMENSION	SKU	LIST
96 Half Width	48 x .75 x 26	SWWH4826	480
90 Half Width	45 x .75 x 26	SWWH4526	450
84 Half Width	42 x .75 x 26	SWWH4226	420
72 Half Width	36 x .75 x 26	SWWH3626	360
66 Half Width	33 x .75 x 26	SWWH3326	330
60 Half Width	30 x .75 x 26	SWWH3026	300

**SINGLE HEIGHT - 19"/15"H****STANDARD FEATURES**

- Tasklight Concealment Apron Rail

NOTES

- Max weight capacity 36 lbs per 1 FT width
- The DARRAN wall mounted cabinet must be hung on a weight-bearing wall. The suitability of the wall supporting the all mounted cabinet, and the installation and maintenance of the wall-mounted cabinet, is the sole responsibility of the customer. Failure to correctly install

and/or exceed the loaded weight capacity of this product may cause it to fall, resulting in damage to the product, adjacent property and/or bodily injury.

[CLICK HERE TO VIEW PRODUCT INDEX](#)

1 SELECT A STYLE

DIMENSIONS		STYLE NUMBER		LIST PRICE	STYLE NUMBER		LIST PRICE	STYLE NUMBER		LIST PRICE
W" x D" x H"	WGT	"W" Veneer	Veneer Top Veneer Chassis		"G" HPL	High Pressure Laminate Top Veneer Chassis		"M" TFL	Thermally Fused Laminate Top Thermally Fused Laminate Chassis	
19" Height										
96 x 15 x 18.8	105	RFT9619WH336W		2774	"G" Option N/A			"M" Option N/A		
90 x 15 x 18.8	100	RFT9019WH336W		2669	"G" Option N/A			"M" Option N/A		
72 x 15 x 18.8	80	RFT7219WH336W		2144	"G" Option N/A			"M" Option N/A		
66 x 15 x 18.8	75	RFT6619WH336W		2065	"G" Option N/A			"M" Option N/A		
60 x 15 x 18.8	65	RFT6019WH336W		1986	"G" Option N/A			"M" Option N/A		
36 x 15 x 18.8	40	RFT3619WH336W		1199	"G" Option N/A			"M" Option N/A		
30 x 15 x 18.8	35	RFT3019WH336W		1120	"G" Option N/A			"M" Option N/A		
15" Height										
96 x 15 x 15.3	100	RFT9615WH336W		2774	"G" Option N/A			"M" Option N/A		
90 x 15 x 15.3	95	RFT9015WH336W		2669	"G" Option N/A			"M" Option N/A		
72 x 15 x 15.3	75	RFT7215WH336W		2144	"G" Option N/A			"M" Option N/A		
66 x 15 x 15.3	70	RFT6615WH336W		2065	"G" Option N/A			"M" Option N/A		
60 x 15 x 15.3	60	RFT6015WH336W		1986	"G" Option N/A			"M" Option N/A		
36 x 15 x 15.3	35	RFT3615WG336W		1199	"G" Option N/A			"M" Option N/A		
30 x 15 x 15.3	30	RFT3015WH336W		1120	"G" Option N/A			"M" Option N/A		

2 SELECT A FINISH

"W" Veneer	"G" HPL	"M" TFL	
TBCO	-	-	Baby's Cheek +10%
TBSW	-	-	Brown Sugar
TFSO	-	-	Fifty Shades +10%
TFBO	-	-	Fun Blonde +10%
TFBW	-	-	French Bordeaux
TLLW	-	-	Luscious Lager
TOBW	-	-	Organic Brown
WWP	-	-	Designer White

3 SELECT AN EDGE

Edge Profile
Option Not
Available

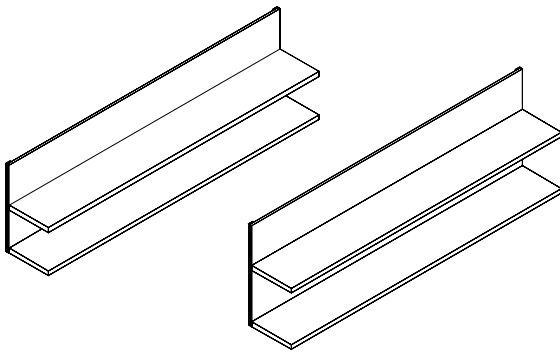
5 OPTIONS

TASK LIGHT

- LT-LED24: 24" LED Tasklight - \$90
- LT-LED48: 48" LED Tasklight - \$165
- LT-LED60: 60" LED Tasklight - \$180
- LC22: 20" LT-LED Tasklight Linking Cable - \$20
- WAR-D: Delete Tasklight Concealment Apron Rail - Deduct \$125
- LED24: 24" Slim Line Aluminum LED Tasklight - \$315
- LED48: 48" Slim Line Aluminum LED Tasklight - \$445
- LED60: 60" Slim Line Aluminum LED Tasklight - \$555
- DPC: Link multiple tasklights up to 30W of power wattage. Deletes 1 power drive - Deduct \$85 per tasklight

4 SELECT HARDWARE

Hardware
Option Not
Available

**DOUBLE HEIGHT - 32"/28"H****STANDARD FEATURES**

- Double height with fixed shelf
- Tasklight Concealment Apron Rail

NOTES

- Max weight capacity 36 lbs per 1 FT width
- The DARRAN wall mounted cabinet must be hung on a weight-bearing wall. The suitability of the wall supporting the all mounted cabinet, and the installation and maintenance of the wall-mounted cabinet, is the sole responsibility

of the customer. Failure to correctly install and/or exceed the loaded weight capacity of this product may cause it to fall, resulting in damage to the product, adjacent property and/or bodily injury.

[CLICK HERE TO VIEW PRODUCT INDEX](#)

1 SELECT A STYLE

DIMENSIONS		STYLE NUMBER		LIST PRICE	STYLE NUMBER		LIST PRICE	STYLE NUMBER		LIST PRICE
W" x D" x H"	WGT	"W" Veneer	Veneer Top Veneer Chassis		"G" HPL	High Pressure Laminate Top Veneer Chassis		"M" TFL	Thermally Fused Laminate Top Thermally Fused Laminate Chassis	
32" Height										
96 x 15 x 31.8	165	RFT9632WH336W		3299	"G" Option N/A			"M" Option N/A		
90 x 15 x 31.8	155	RFT9032WH336W		3194	"G" Option N/A			"M" Option N/A		
72 x 15 x 31.8	125	RFT7232WH336W		2669	"G" Option N/A			"M" Option N/A		
66 x 15 x 31.8	115	RFT6632WH336W		2590	"G" Option N/A			"M" Option N/A		
60 x 15 x 31.8	105	RFT6032WH336W		2511	"G" Option N/A			"M" Option N/A		
36 x 15 x 31.8	65	RFT3632WH336W		1409	"G" Option N/A			"M" Option N/A		
30 x 15 x 31.8	55	RFT3032WH336W		1330	"G" Option N/A			"M" Option N/A		
28" Height										
96 x 15 x 28.3	160	RFT9628WH336W		3299	"G" Option N/A			"M" Option N/A		
90 x 15 x 28.3	150	RFT9028WH336W		3194	"G" Option N/A			"M" Option N/A		
72 x 15 x 28.3	120	RFT7228WH336W		2669	"G" Option N/A			"M" Option N/A		
66 x 15 x 28.3	110	RFT6632WH336W		2590	"G" Option N/A			"M" Option N/A		
60 x 15 x 28.3	100	RFT6028WH336W		2511	"G" Option N/A			"M" Option N/A		
36 x 15 x 28.3	60	RFT3628WH336W		1409	"G" Option N/A			"M" Option N/A		
30 x 15 x 28.3	50	RFT3028WH336W		1330	"G" Option N/A			"M" Option N/A		

2 SELECT A FINISH

"W" Veneer	"G" HPL	"M" TFL	
TBCO	-	-	Baby's Cheek +10%
TBSW	-	-	Brown Sugar
TFSO	-	-	Fifty Shades +10%
TFBO	-	-	Fun Blonde +10%
TFBW	-	-	French Bordeaux
TLLW	-	-	Luscious Lager
TOBW	-	-	Organic Brown
WWP	-	-	Designer White

3 SELECT AN EDGE

Edge Profile
Option Not
Available

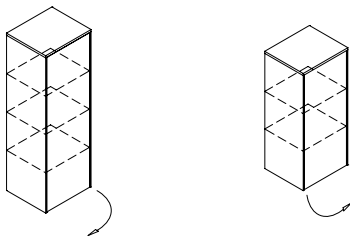
5 OPTIONS**TASK LIGHT**

- LT-LED24: 24" LED Tasklight - \$90
- LT-LED48: 48" LED Tasklight - \$165
- LT-LED60: 60" LED Tasklight - \$180
- LC22: 20" LT-LED Tasklight Linking Cable - \$20
- WAR-D: Delete Tasklight Concealment Apron Rail - Deduct \$125
- LED24: 24" Slim Line Aluminum LED Tasklight - \$315
- LED48: 48" Slim Line Aluminum LED Tasklight - \$445
- LED60: 60" Slim Line Aluminum LED Tasklight - \$555
- DPC: Link multiple tasklights up to 30W of power wattage. Deletes 1 power drive - Deduct \$85 per tasklight

4 SELECT HARDWARE

Hardware
Option Not
Available

OVERHEAD HALF TOWERS



Double Height, Hinged Left

Single Height, Hinged Right

STORAGE WITH WOOD DOOR

STANDARD FEATURES

- 3/4" Thick back panel
- Adjustable shelves: 41" (2) and 54" (3)
- Interior shelf depth 14"
- Recessed front detailing
- Touch latch
- "W" styles 41" H units finished top, 54" H units black painted top

for Open Plan use. Select OPB Option for Open Plan application

NOTES

- Unit has black back panel and is not designed

[CLICK HERE TO VIEW PRODUCT INDEX](#)

1 SELECT A STYLE

DIMENSIONS		STYLE NUMBER	LIST PRICE	STYLE NUMBER	LIST PRICE	STYLE NUMBER	LIST PRICE
W" x D" x H"	WGT	"W" Veneer	Veneer Top Veneer Chassis	"G" HPL	High Pressure Laminate Top Veneer Chassis	"M" TFL	Thermally Fused Laminate Top Thermally Fused Laminate Chassis
Hinged Left - Single Height							
18 x 15 x 41	120	RFT1841OH340W	1916	"G" Option N/A		"M" Option N/A	
Hinged Left - Double Height							
18 x 15 x 54	135	RFT1854OH340W	2126	"G" Option N/A		"M" Option N/A	
Hinged Right - Single Height							
18 x 15 x 41	120	RFT1841OH341W	1916	"G" Option N/A		"M" Option N/A	
Hinged Right - Double Height							
18 x 15 x 54	135	RFT1854OH341W	2126	"G" Option N/A		"M" Option N/A	

2 SELECT A FINISH

"W" Veneer	"G" HPL	"M" TFL
TBCO	-	-
TBSW	-	-
TFSO	-	-
TFBO	-	-
TFBW	-	-
TLLW	-	-
TOBW	-	-
WWP	-	-

3 SELECT AN EDGE

Edge Profile
Option Not
Available

5 OPTIONS

DOOR

- D2: Wood Door Lock - \$95 per Door
- D2-G: Door Lock for Glass Doors - \$195 per Door Set (only when RF375AW is ordered)
- RF750AW: Accent Frame w/ White Glass - \$750 per door
- WPD3061: Full fill designer white - \$125 per 41" door
- WPD3061: Full fill designer white - \$150 per 54" door

INTERIOR CABINET LIGHTING

- LEDPK starter kit includes Infeed, 1 Puck Interior Light and the ability to daisy chain up to 6 total Puck Lights
- LEDPK: LED Puck Starter Kit - \$295
- PK: 1 LED Interior Light - \$125

OPEN PLAN


- OPB: "W" "G" Style - Modify Unit for Open Plan Application - \$295

SHELF

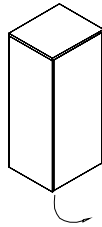
- GS14H: Replace Standard Shelves with Glass Shelves - \$65 per Shelf

4 SELECT HARDWARE

Hardware
Option Not
Available



Double Height, Hinged Left



Single Height, Hinged Right

WARDROBE WITH WOOD DOOR**STANDARD FEATURES**

- 3/4" Thick back panel
- Interior shelf depth 14.5"
- Recessed front detailing
- Touch latch
- Wardrobe w/ coat rod & hook
- "W" styles 41" H units finished top, 54" H units black painted top

for Open Plan use. Select OPB Option for Open Plan application

NOTES

- Unit has black back panel and is not designed

[CLICK HERE TO VIEW PRODUCT INDEX](#)

1 SELECT A STYLE

DIMENSIONS		STYLE NUMBER	LIST PRICE	STYLE NUMBER	LIST PRICE	STYLE NUMBER	LIST PRICE
W" x D" x H"	WGT	"W" Veneer Veneer Top Veneer Chassis		"G" HPL High Pressure Laminate Top Veneer Chassis		"M" TFL Thermally Fused Laminate Top Thermally Fused Laminate Chassis	
Hinged Left - Single Height							
18 x 15 x 41	120	RFT1841OH623W	1890	"G" Option N/A		"M" Option N/A	
Hinged Left - Double Height							
18 x 15 x 54	135	RFT1854OH623W	2100	"G" Option N/A		"M" Option N/A	
Hinged Right - Single Height							
18 x 15 x 41	120	RFT1841OH624W	1890	"G" Option N/A		"M" Option N/A	
Hinged Right - Double Height							
18 x 15 x 54	135	RFT1854OH624W	2100	"G" Option N/A		"M" Option N/A	

2 SELECT A FINISH

"W" Veneer	"G" HPL	"M" TFL	
TBCO	-	-	Baby's Cheek +10%
TBSW	-	-	Brown Sugar
TF50	-	-	Fifty Shades +10%
TFBO	-	-	Fun Blonde +10%
TFBW	-	-	French Bordeaux
TLLW	-	-	Luscious Lager
TOBW	-	-	Organic Brown
WWP	-	-	Designer White

3 SELECT AN EDGE

Edge Profile
Option Not
Available

5 OPTIONS**DOOR**

- D2: Wood Door Lock - \$95 per Door Set
- D2-G: Door Lock for Glass Doors - \$195 per Door Set (only when RF375AW is ordered)
- RF750AW: Accent Frame w/ White Glass - \$750 per door
- WPD3061: Full fill designer white - \$125 per 41" door
- WPD3061: Full fill designer white - \$150 per 54" door

INTERIOR CABINET LIGHTING

- LEDPK starter kit includes Infeed, 1 Puck Interior Light and the ability to daisy chain up to 6 total Puck Lights
- LEDPK: LED Puck Starter Kit - \$295
- PK: 1 LED Interior Light - \$125

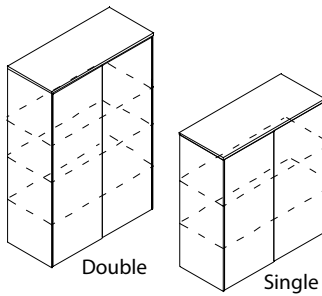
OPEN PLAN

- OPB: "W" "G" "M" Style - Modify Unit for Open Plan Application - \$295

4 SELECT HARDWARE

Hardware
Option Not
Available

OVERHEAD FULL TOWERS



Double

Single

STORAGE WITH HINGED WOOD DOOR

STANDARD FEATURES

- 3/4" Thick back panel
- Adjustable veneer shelves: 41" (2) and 54" (3)
- Interior shelf depth 14"
- Recessed front detailing
- Touch latch
- "W" styles 41" H units finished top, 54" H units black painted top

for Open Plan use. Select OPB Option for Open Plan application

NOTES

- Unit has black back panel and is not designed

[CLICK HERE TO VIEW PRODUCT INDEX](#)

1 SELECT A STYLE

DIMENSIONS		STYLE NUMBER		LIST PRICE	STYLE NUMBER		LIST PRICE	STYLE NUMBER		LIST PRICE
W" x D" x H"	WGT	"W" Veneer	Veneer Top Veneer Chassis		"G" HPL	High Pressure Laminate Top Veneer Chassis		"M" TFL	Thermally Fused Laminate Top Thermally Fused Laminate Chassis	
Double Height										
36 x 15 x 54	130	RFT3654OH383W		2520	"G" Option N/A			"M" Option N/A		
30 x 15 x 54	120	RFT3054OH383W		2415	"G" Option N/A			"M" Option N/A		
Single Height										
36 x 15 x 41	120	RFT3641OH383W		2310	"G" Option N/A			"M" Option N/A		
30 x 15 x 41	110	RFT3041OH383W		2205	"G" Option N/A			"M" Option N/A		

2 SELECT A FINISH

"W" Veneer	"G" HPL	"M" TFL	
TBCO	-	-	Baby's Cheek +10%
TBSW	-	-	Brown Sugar
TFSO	-	-	Fifty Shades +10%
TFBO	-	-	Fun Blonde +10%
TFBW	-	-	French Bordeaux
TLLW	-	-	Luscious Lager
TOBW	-	-	Organic Brown
WWP	-	-	Designer White

3 SELECT AN EDGE

Edge Profile
Option Not
Available

5 OPTIONS

DOOR

- D6: Delete Doors - n/c
- RF750AW: Accent Frame w/ White Glass - \$750 per Door
- WPD3061: Full fill designer white - \$125 per 41" door
- WPD3061: Full fill designer white - \$150 per 54" door

INTERIOR CABINET LIGHTING

- LEDPK starter kit includes Infeed, 1 Puck Interior Light and the ability to daisy chain up to 6 total Puck Lights
- LEDPK: LED Puck Starter Kit - \$295
- PK: 1 LED Interior Light - \$125

OPEN PLAN

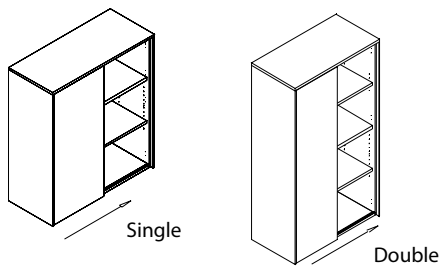
- OPB: "W" "G" Style - Modify Unit for Open Plan Application - \$295

SHELF

- GS14F: Replace Standard Shelves with Glass Shelves - \$85 per Shelf
- S714F: Heavy Duty Lumber 1" Shelves - \$75 per Shelf

4 SELECT HARDWARE

Hardware
Option Not
Available

**STORAGE WITH SLIDING WOOD DOOR****STANDARD FEATURES**

- 3/4" Thick back panel
- Adjustable shelves: 41" (2) and 54" (3)
- Interior shelf depth 14"
- Same veneer interior
- "W" styles 41" H units finished top, 54" H units black painted top

Plan application

NOTES

- Unit has black back panel and is not designed for Open Plan use. Select OPB Option for Open

[CLICK HERE TO VIEW PRODUCT INDEX](#)**1 SELECT A STYLE**

DIMENSIONS		STYLE NUMBER		LIST PRICE	STYLE NUMBER		LIST PRICE	STYLE NUMBER		LIST PRICE
W" x D" x H"	WGT	"W" Veneer	Veneer Top Veneer Chassis		"G" HPL	High Pressure Laminate Top Veneer Chassis		"M" TFL	Thermally Fused Laminate Top Thermally Fused Laminate Chassis	
Double Height										
36 x 15 x 54	130	RFT3654OH622W		2625	"G" Option N/A			"M" Option N/A		
30 x 15 x 54	120	RFT3054OH622W		2520	"G" Option N/A			"M" Option N/A		
Single Height										
36 x 15 x 41	110	RFT3641OH622W		2415	"G" Option N/A			"M" Option N/A		
30 x 15 x 41	100	RFT3041OH622W		2310	"G" Option N/A			"M" Option N/A		

2 SELECT A FINISH

"W" Veneer	"G" HPL	"M" TFL	
TBCO	-	-	Baby's Cheek +10%
TBSW	-	-	Brown Sugar
TFSO	-	-	Fifty Shades +10%
TFBO	-	-	Fun Blonde +10%
TFBW	-	-	French Bordeaux
TLLW	-	-	Luscious Lager
TOBW	-	-	Organic Brown
WWP	-	-	Designer White

3 SELECT AN EDGE

Edge Profile
Option Not
Available

5 OPTIONS**DOOR**

- RF850AW: Aluminum/White Glass - \$850 per Door
- WPD3061: Full fill designer white - \$125 per 41" door
- WPD3061: Full fill designer white - \$150 per 54" door

INTERIOR CABINET LIGHTING

- LEDPK starter kit includes Infeed, 1 Puck Interior Light and the ability to daisy chain up to 6 total Puck Lights
- LEDPK: LED Puck Starter Kit - \$295
- PK: 1 LED Interior Light - \$125

OPEN PLAN

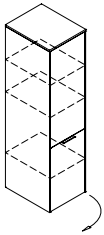
- OPB: "W" "G" Style - Modify Unit for Open Plan Application - \$295

SHELF

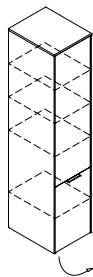
- GS14F: Replace Standard Shelves with Glass Shelves - \$85 per Shelf
- S714F: Heavy Duty Lumber 1" Shelves - \$75 per Shelf

4 SELECT HARDWARE

Hardware
Option Not
Available



Hinged Left



Hinged Right

STORAGE WITH DOUBLE DOOR**STANDARD FEATURES**

- 71" H - Top is finished, 83" H - Top is painted black
- 83" has 4 adjustable shelves / 1 fixed shelf
- 71" has 3 adjustable shelves / 1 fixed shelf
- Recessed door detailing
- Touch latch

Plan application

NOTES

- Unit has black back panel and is not designed for Open Plan use. Select OPB Option for Open

[CLICK HERE TO VIEW PRODUCT INDEX](#)**1****SELECT A STYLE**

DIMENSIONS		STYLE NUMBER	LIST PRICE	STYLE NUMBER	LIST PRICE	STYLE NUMBER	LIST PRICE
W" x D" x H"	WGT	"W" Veneer	Veneer Top Veneer Chassis	"G" HPL	High Pressure Laminate Top Veneer Chassis	"M" TFL	Thermally Fused Laminate Top Thermally Fused Laminate Chassis
Hinged Left - Single Height							
18 x 22 x 71	200	RFT1871TW883W	2231	"G" Option N/A		"M" Option N/A	
Hinged Left - Double Height							
18 x 22 x 83	215	RFT1883TW883W	2651	"G" Option N/A		"M" Option N/A	
Hinged Right - Single Height							
18 x 22 x 71	200	RFT1871TW884W	2231	"G" Option N/A		"M" Option N/A	
Hinged Right - Double Height							
18 x 22 x 83	215	RFT1883TW884W	2651	"G" Option N/A		"M" Option N/A	

2**SELECT A FINISH**

"W" Veneer	"G" HPL	"M" TFL	
TBCO	-	-	Baby's Cheek +10%
TBSW	-	-	Brown Sugar
TFSO	-	-	Fifty Shades +10%
TFBO	-	-	Fun Blonde +10%
TFBW	-	-	French Bordeaux
TLLW	-	-	Luscious Lager
TOBW	-	-	Organic Brown
WWP	-	-	Designer White

3**SELECT AN EDGE**

Edge Profile
Option Not
Available

5**OPTIONS****ACCESSORIES**

- MTL30-S: Silver metal legs - \$300 unit
- MTL30-W: White metal legs - \$400 unit

DOOR

- D2: Door Lock - \$95 per door (Must Specify Upper/Lower or Both)
- D2-G: Door Lock for Glass doors - \$195 per Door (Upper)
- D6: Delete Doors. (Must Specify Upper/Lower or Both) - n/c
- RF750AW: Accent Frame w/ White Glass (Upper) - \$750
- WPD3061: Full fill designer white - \$180 per 71" door
- WPD3061: Full fill designer white - \$210 per 83" door

INTERIOR CABINET LIGHTING

- LEDPK starter kit includes Infeed, 1 Puck Interior Light and the ability to daisy chain up to 6 total Puck Lights
- LEDPK: LED Puck Starter Kit - \$295
- PK: 1 LED Interior Light - \$125

OPEN PLAN

- OPB: "W" "G" Style - Modify Unit for Open Plan Application - \$295

SHELF

- GS14H: Replace Standard Shelves with Glass Shelves - \$65 per Shelf

4**SELECT HARDWARE**

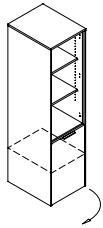
FOR BOX OR FILE:
PL-300 Matte Chrome
FOR LATERALS:
PL-301 Matte Chrome

FOR BOX OR FILE:
PL-304 Matte Chrome
FOR LATERALS:
PL-305 Matte Chrome

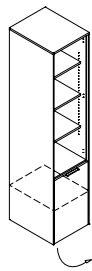
FOR BOX OR FILE:
PL-302 White
FOR LATERALS:
PL-303 White

FOR BOX OR FILE:
PL-306 White
FOR LATERALS:
PL-307 White

VERTICAL HALF TOWERS



Hinged Left



Hinged Right

WARDROBE WITH DOOR

STANDARD FEATURES

- 3/4" Thick back panel
- 71" H - Top is finished, 83" H - Top is painted black
- Adjustable shelves (3)/fixed shelf (1) 71"
- Adjustable shelves (4)/fixed shelf (1) 83"
- Coat rod and hook
- Recessed door detailing
- Touch latch

- Unit has black back panel and is not designed for Open Plan use. Select OPB Option for Open Plan application

NOTES

[CLICK HERE TO VIEW PRODUCT INDEX](#)

1

SELECT A STYLE

DIMENSIONS		STYLE NUMBER	LIST PRICE	STYLE NUMBER	LIST PRICE	STYLE NUMBER	LIST PRICE
W" x D" x H"	WGT	"W" Veneer	Veneer Top Veneer Chassis	"G" HPL	High Pressure Laminate Top Veneer Chassis	"M" TFL	Thermally Fused Laminate Top Thermally Fused Laminate Chassis
Hinged Left - Single Height							
18 x 22 x 71	200	RFT1871TW877W	2163	"G" Option N/A		"M" Option N/A	
Hinged Left - Double Height							
18 x 22 x 83	215	RFT1883TW877W	2583	"G" Option N/A		"M" Option N/A	
Hinged Right - Single Height							
18 x 22 x 71	200	RFT1871TW878W	2163	"G" Option N/A		"M" Option N/A	
Hinged Right - Double Height							
18 x 22 x 83	215	RFT1883TW878W	2583	"G" Option N/A		"M" Option N/A	

2

SELECT A FINISH

"W" Veneer	"G" HPL	"M" TFL	
TBCO	-	-	Baby's Cheek +10%
TBSW	-	-	Brown Sugar
TFSO	-	-	Fifty Shades +10%
TFBO	-	-	Fun Blonde +10%
TFBW	-	-	French Bordeaux
TLLW	-	-	Luscious Lager
TOBW	-	-	Organic Brown
WWP	-	-	Designer White

3

SELECT AN EDGE

Edge Profile
Option Not
Available

5

OPTIONS

ACCESSORIES

- MTL30-S: Silver metal legs - \$300 unit
- MTL30-W: White metal legs - \$400 unit

DOOR

- D2: Door Lock - \$95 per Door
- D2-G: Door Lock for Glass doors - \$195 per Door
- D6: Delete Doors - n/c
- RF115AW: Full Height Doors - \$1150 per Door
- WPD3061: Full fill designer white - \$180 per 71" door
- WPD3061: Full fill designer white - \$210 per 83" door

OPEN PLAN

- OPB: "W" "G" Style - Modify Unit for Open Plan Application - \$295

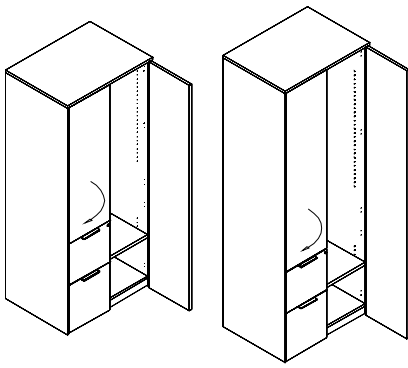
SHELF

- GS14H: Replace Standard Shelves with Glass Shelves - \$65 per Shelf

4

SELECT HARDWARE

Hardware
Option Not
Available

**WARDROBE STORAGE WITH DOUBLE DOOR****STANDARD FEATURES**

- 83" Double Height - 1 fixed / 4 adj.
- 71" Single Height 1 fixed, 3 adj.
- Center partition
- Recessed door detailing
- Single height adjustable shelves (3)/fixed shelf (1)
- Touch latch
- Wardrobe w/ coat rod & hook (on Left)
- "W" styles - 71" H units finished top, 83" H units black painted top

NOTES

- Unit has black back panel and is not designed for Open Plan use. Select OPB Option for Open Plan application

[CLICK HERE TO VIEW PRODUCT INDEX](#)
1 SELECT A STYLE

DIMENSIONS		STYLE NUMBER		LIST PRICE	STYLE NUMBER		LIST PRICE	STYLE NUMBER		LIST PRICE
W" x D" x H"	WGT	"W" Veneer	Veneer Top Veneer Chassis		"G" HPL	High Pressure Laminate Top Veneer Chassis		"M" TFL	Thermally Fused Laminate Top Thermally Fused Laminate Chassis	
Double Height										
36 x 22 x 83	340	RFT3683TW275W		4631	"G" Option N/A			"M" Option N/A		
30 x 22 x 83	305	RFT3083TW275W		4526	"G" Option N/A			"M" Option N/A		
Single Height										
36 x 22 x 71	325	RFT3671TW275W		4316	"G" Option N/A			"M" Option N/A		
30 x 22 x 71	290	RFT3071TW275W		4211	"G" Option N/A			"M" Option N/A		

2 SELECT A FINISH

"W" Veneer	"G" HPL	"M" TFL	
TBCO	-	-	Baby's Cheek +10%
TBSW	-	-	Brown Sugar
TFSO	-	-	Fifty Shades +10%
TFBO	-	-	Fun Blonde +10%
TFBW	-	-	French Bordeaux
TLLW	-	-	Luscious Lager
TOBW	-	-	Organic Brown
WWP	-	-	Designer White

3 SELECT AN EDGE

Edge Profile
Option Not
Available

5 OPTIONS**ACCESSORIES**

- MTL30-S: Silver metal legs - \$300 unit
- MTL30-W: White metal legs - \$400 unit

DOOR

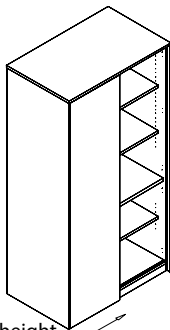
- D2: Door Lock - \$95 per Door
- D6: Delete Doors. Must specify door (R or L) - n/c
- RF115AW: Full Height Doors - \$1150 per Door Set
- WPD3061: Full fill designer white - \$180 per 71" door
- WPD3061: Full fill designer white - \$210 per 83" door

OPEN PLAN

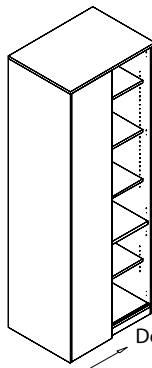
- OPB: "W" "G" Style - Modify Unit for Open Plan Application - \$295

4 SELECT HARDWARE

Hardware
Option Not
Available



Single height



Double height

WARDROBE STORAGE WITH SLIDING DOOR**STANDARD FEATURES**

- Center partition
- Double Height adjustable shelves(4)/fixed shelf(2)
- Single height adjustable shelves (3)/fixed shelf (2)
- Wardrobe w/ coat rod & hook (Wardrobe Left)
- "W" styles - 71" H units finished top, 83" H units black painted top

- Unit has black back panel and is not designed for Open Plan use. Select OPB Option for Open Plan application

NOTES
[CLICK HERE TO VIEW PRODUCT INDEX](#)
1 SELECT A STYLE

DIMENSIONS		STYLE NUMBER		LIST PRICE	STYLE NUMBER		LIST PRICE	STYLE NUMBER		LIST PRICE
W" x D" x H"	WGT	"W" Veneer	Veneer Top Veneer Chassis		"G" HPL	High Pressure Laminate Top Veneer Chassis		"M" TFL	Thermally Fused Laminate Top Thermally Fused Laminate Chassis	
Double Height										
36 x 22 x 83	335	RFT3683TW882W		4893	"G" Option N/A			"M" Option N/A		
30 x 22 x 83	300	RFT3083TW882W		4788	"G" Option N/A			"M" Option N/A		
Single Height										
36 x 22 x 71	320	RFT3671TW882W		4578	"G" Option N/A			"M" Option N/A		
30 x 22 x 71	285	RFT3071TW882W		4473	"G" Option N/A			"M" Option N/A		

2 SELECT A FINISH

"W" Veneer	"G" HPL	"M" TFL	
TBCO	-	-	Baby's Cheek +10%
TBSW	-	-	Brown Sugar
TFSO	-	-	Fifty Shades +10%
TFBO	-	-	Fun Blonde +10%
TFBW	-	-	French Bordeaux
TLLW	-	-	Luscious Lager
TOBW	-	-	Organic Brown
WWP	-	-	Designer White

3 SELECT AN EDGE

Edge Profile
Option Not
Available

5 OPTIONS**ACCESSORIES**

- MTL30-S: Silver metal legs - \$300 unit
- MTL30-W: White metal legs - \$400 unit

DOOR

- RF115AW: Full Height Doors - \$1150 per Door
- WPD3061: Full fill designer white - \$180 per 71" door
- WPD3061: Full fill designer white - \$210 per 83" door

OPEN PLAN

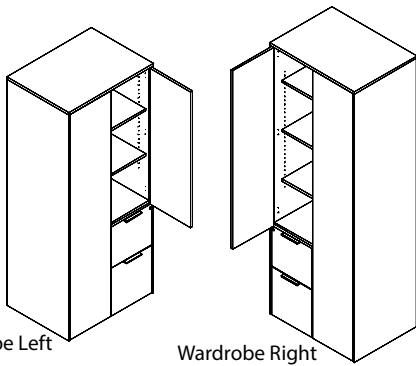
- OPB: "W" "G" Style - Modify Unit for Open Plan Application - \$295

PARTITION

- MOD32: Add 3 half width adjustable shelves to wardrobe side - \$225

4 SELECT HARDWARE

Hardware
Option Not
Available



Wardrobe Left

Wardrobe Right

FILE-FILE/STORAGE/FULL WARDROBE**STANDARD FEATURES**

- Center partition
- Double Height adjustable shelves (3)
- Recessed door detailing
- Single height adjustable shelves (2)
- Soft close suspension drawer(s)
- Touch latch
- Wardrobe w/ coat rod & hook
- "W" styles - 71" H units finished top, 83" H units black painted top

NOTES

- Unit has black back panel and is not designed for Open Plan use. Select OPB Option for Open Plan application

[CLICK HERE TO VIEW PRODUCT INDEX](#)
1 SELECT A STYLE

DIMENSIONS		STYLE NUMBER	LIST PRICE	STYLE NUMBER	LIST PRICE	STYLE NUMBER	LIST PRICE
W" x D" x H"	WGT	"W" Veneer Veneer Top Veneer Chassis		"G" HPL High Pressure Laminate Top Veneer Chassis		"M" TFL Thermally Fused Laminate Top Thermally Fused Laminate Chassis	
Wardrobe Left - Single Height							
36 x 22 x 71	305	RFT3671TW273W	4305	"G" Option N/A		"M" Option N/A	
30 x 22 x 71	305	RFT3071TW273W	4200	"G" Option N/A		"M" Option N/A	
Wardrobe Left - Double Height							
36 x 22 x 83	340	RFT3683TW273W	4620	"G" Option N/A		"M" Option N/A	
30 x 22 x 83	340	RFT3083TW273W	4515	"G" Option N/A		"M" Option N/A	
Wardrobe Right - Single Height							
36 x 22 x 71	305	RFT3671TW274W	4305	"G" Option N/A		"M" Option N/A	
30 x 22 x 71	305	RFT3071TW274W	4200	"G" Option N/A		"M" Option N/A	
Wardrobe Right - Double Height							
36 x 22 x 83	340	RFT3683TW274W	4620	"G" Option N/A		"M" Option N/A	
30 x 22 x 83	340	RFT3083TW274W	3242	"G" Option N/A		"M" Option N/A	

2 SELECT A FINISH

"W" Veneer	"G" HPL	"M" TFL	
TBCO	-	-	Baby's Cheek +10%
TBSW	-	-	Brown Sugar
TFSO	-	-	Fifty Shades +10%
TFBO	-	-	Fun Blonde +10%
TFBW	-	-	French Bordeaux
TLLW	-	-	Luscious Lager
TOBW	-	-	Organic Brown
WWP	-	-	Designer White

3 SELECT AN EDGE

Edge Profile
Option Not
Available

5 OPTIONS**ACCESSORIES**

- MTL30-S: Silver metal legs - \$300 unit
- MTL30-W: White metal legs - \$400 unit

DOOR

- D2-G: Door Lock for Glass doors - \$195 per Door Set
- D6: Delete Doors - n/c
- RF115AW: Accent Frame w/ White Glass Full Height - \$1150 per Door
- RF750AW: Accent Frame w/ White Glass Half Height - \$750 per Door
- WPD3061: Full fill designer white - \$180 per 71" door
- WPD3061: Full fill designer white - \$210 per 83" door

DRAWER

- P6: Modify File/File to Box/Box/File - \$50 per pedestal

OPEN PLAN

- OPB: "W" "G" Style - Modify Unit for Open Plan Application - \$295

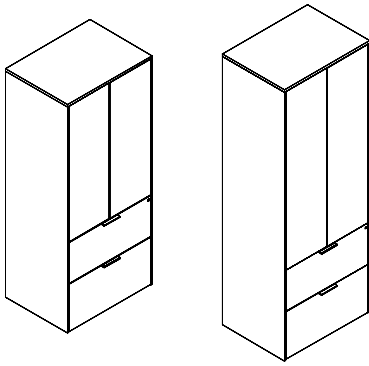
4 SELECT HARDWARE

FOR BOX OR FILE:
PL-300 Matte Chrome
FOR LATERALS:
PL-301 Matte Chrome

FOR BOX OR FILE:
PL-304 Matte Chrome
FOR LATERALS:
PL-305 Matte Chrome

FOR BOX OR FILE:
PL-302 White
FOR LATERALS:
PL-303 White

FOR BOX OR FILE:
PL-306 White
FOR LATERALS:
PL-307 White

**2 LATERAL FILE/STORAGE DOUBLE DOOR****STANDARD FEATURES**

- Anti-tilt safety drawer lock
- Double Height adjustable shelves (3)
- Locking drawers
- Single height adjustable shelves (2)
- Soft close suspension drawer(s)
- Touch latch
- Wardrobe and shelves divided by center partition
- "W" styles - 71" H units finished top, 83" H units black painted top

NOTES

- Unit has black back panel and is not designed for Open Plan use. Select OPB Option for Open Plan application

[CLICK HERE TO VIEW PRODUCT INDEX](#)
1 SELECT A STYLE

DIMENSIONS		STYLE NUMBER		LIST PRICE	STYLE NUMBER		LIST PRICE	STYLE NUMBER		LIST PRICE
W" x D" x H"	WGT	"W" Veneer	Veneer Top Veneer Chassis		"G" HPL	High Pressure Laminate Top Veneer Chassis		"M" TFL	Thermally Fused Laminate Top Thermally Fused Laminate Chassis	
Double Height										
36 x 22 x 83	350	RFT3683TW281W		4683	"G" Option N/A			"M" Option N/A		
30 x 22 x 83	315	RFT3083TW281W		4578	"G" Option N/A			"M" Option N/A		
Single Height										
36 x 22 x 71	325	RFT3671TW281W		4368	"G" Option N/A			"M" Option N/A		
30 x 22 x 71	290	RFT3071TW281W		4263	"G" Option N/A			"M" Option N/A		

2 SELECT A FINISH

"W" Veneer	"G" HPL	"M" TFL	
TBCO	-	-	Baby's Cheek +10%
TBSW	-	-	Brown Sugar
TFSO	-	-	Fifty Shades +10%
TFBO	-	-	Fun Blonde +10%
TFBW	-	-	French Bordeaux
TLLW	-	-	Luscious Lager
TOBW	-	-	Organic Brown
WWP	-	-	Designer White

3 SELECT AN EDGE

Edge Profile
Option Not
Available

5 OPTIONS**ACCESSORIES**

- MTL30-S: Silver metal legs - \$300 unit
- MTL30-W: White metal legs - \$400 unit

DOOR

- D2: Door Lock for Glass Doors - \$195 per Door Set
- D2-G: Door Lock for Glass doors (only when RF750AW is ordered)- \$195 per Door Set
- D6: Delete Doors - n/c
- RF750AW: Aluminum/White Glass - \$750 per Door
- WPD3061: Full fill designer white - \$180 per 71" door
- WPD3061: Full fill designer white - \$210 per 83" door

OPEN PLAN

- OPB: "W" "G" Style - Modify Unit for Open Plan Application - \$295

PARTITION

- MOD30: Delete center partition & Add 2 full width shelves - \$295

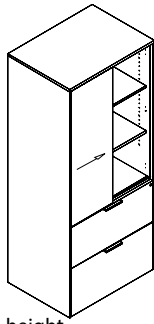
4 SELECT HARDWARE

FOR BOX OR FILE:
PL-300 Matte Chrome
FOR LATERALS:
PL-301 Matte Chrome

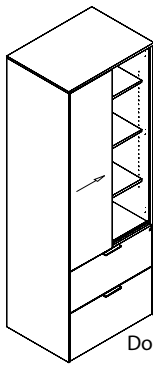
FOR BOX OR FILE:
PL-304 Matte Chrome
FOR LATERALS:
PL-305 Matte Chrome

FOR BOX OR FILE:
PL-302 White
FOR LATERALS:
PL-303 White

FOR BOX OR FILE:
PL-306 White
FOR LATERALS:
PL-307 White



Single height



Double height

2 LATERAL FILE STORAGE SLIDING DOOR**STANDARD FEATURES**

- 83" has 3 adjustable shelves
- 71" has 2 adjustable shelves
- Anti-tilt safety drawer lock
- Locking drawers
- Shelves divided by center partition
- Soft close suspension drawer(s)
- Touch latch
- Wardrobe and shelves divided by center partition
- "W" styles - 71" H units finished top, 83" H

units black painted top

NOTES

- Unit has black back panel and is not designed for Open Plan use. Select OPB Option for Open Plan application

[CLICK HERE TO VIEW PRODUCT INDEX](#)**1 SELECT A STYLE**

DIMENSIONS		STYLE NUMBER		LIST PRICE	STYLE NUMBER		LIST PRICE	STYLE NUMBER		LIST PRICE
W" x D" x H"	WGT	"W" Veneer	Veneer Top Veneer Chassis		"G" HPL	High Pressure Laminate Top Veneer Chassis		"M" TFL	Thermally Fused Laminate Top Thermally Fused Laminate Chassis	
Double Height										
36 x 22 x 83	345	RFT3683TW591W		4946	"G" Option N/A			"M" Option N/A		
30 x 22 x 83	310	RFT3083TW591W		4841	"G" Option N/A			"M" Option N/A		
Single Height										
36 x 22 x 71	320	RFT3671TW591W		4631	"G" Option N/A			"M" Option N/A		
30 x 22 x 71	285	RFT3071TW591W		4526	"G" Option N/A			"M" Option N/A		

2 SELECT A FINISH

"W" Veneer	"G" HPL	"M" TFL
TBCO	-	Baby's Cheek +10%
TBSW	-	Brown Sugar
TFSO	-	Fifty Shades +10%
TFBO	-	Fun Blonde +10%
TFBW	-	French Bordeaux
TLLW	-	Luscious Lager
TOBW	-	Organic Brown
WWP	-	Designer White

3 SELECT AN EDGE

Edge Profile
Option Not
Available

5 OPTIONS**ACCESSORIES**

- MTL30-S: Silver metal legs - \$300 unit
- MTL30-W: White metal legs - \$400 unit

DOOR

- RF850AW: Aluminum/White Glass - \$850 per Door
- WPD3061: Full fill designer white - \$180 per 71" door
- WPD3061: Full fill designer white - \$210 per 83" door

OPEN PLAN

- OPB: "W" "G" Style - Modify Unit for Open Plan Application - \$295

PARTITION

- MOD30: Delete center partition & Add 2 full width shelves - \$295

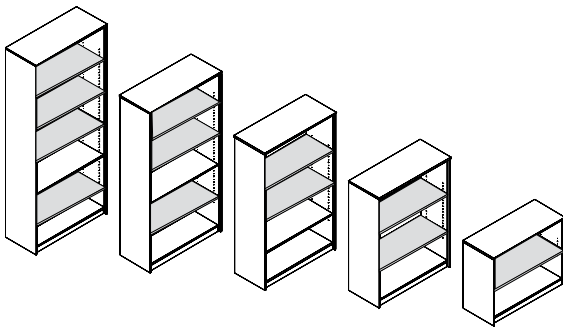
4 SELECT HARDWARE

FOR BOX OR FILE:
PL-300 Matte Chrome
FOR LATERALS:
PL-301 Matte Chrome

FOR BOX OR FILE:
PL-304 Matte Chrome
FOR LATERALS:
PL-305 Matte Chrome

FOR BOX OR FILE:
PL-302 White
FOR LATERALS:
PL-303 White

FOR BOX OR FILE:
PL-306 White
FOR LATERALS:
PL-307 White

**15" DEEP****STANDARD FEATURES**

- 3/4" Thick doweled back
- Adjustable shelves (shaded)
- Interior shelf depth 14"
- "W" styles 29", 48", 60", and 71" H units finished top, 83" H units black painted top

NOTES

- 29"H Open Bookcases are NOT meant to gang with desks, returns and credenzas
- Unit has black back panel and is not designed

for Open Plan use. Select OPB Option for Open Plan application

[CLICK HERE TO VIEW PRODUCT INDEX](#)

1**SELECT A STYLE**

DIMENSIONS		STYLE NUMBER		LIST PRICE	STYLE NUMBER		LIST PRICE	STYLE NUMBER		LIST PRICE
W" x D" x H"	WGT	"W" Veneer	Veneer Top Veneer Chassis		"G" HPL	High Pressure Laminate Top Veneer Chassis		"M" TFL	Thermally Fused Laminate Top Thermally Fused Laminate Chassis	
83" Height										
36 x 15 x 83	180	RFT3683BK250W		3462	"G" Option N/A			"M" Option N/A		
30 x 15 x 83	160	RFT3083BK250W		3301	"G" Option N/A			"M" Option N/A		
71" Height										
36 x 15 x 71	160	RFT3671BK250W		3245	"G" Option N/A			"M" Option N/A		
30 x 15 x 71	140	RFT3071BK250W		2952	"G" Option N/A			"M" Option N/A		
60" Height										
36 x 15 x 60	145	RFT3660BK250W		3019	"G" Option N/A			"M" Option N/A		
30 x 15 x 60	125	RFT3060BK250W		2704	"G" Option N/A			"M" Option N/A		
48" Height										
36 x 15 x 48	125	RFT3648BK250W		2798	"G" Option N/A			"M" Option N/A		
30 x 15 x 48	105	RFT3048BK250W		2374	"G" Option N/A			"M" Option N/A		
29" Height										
36 x 15 x 29	115	RFT3629BK250W		1871	"G" Option N/A			"M" Option N/A		
30 x 15 x 29	90	RFT3029BK250W		1469	"G" Option N/A			"M" Option N/A		

2**SELECT A FINISH**

"W" Veneer	"G" HPL	"M" TFL	
TBCO	-	-	Baby's Cheek +10%
TBSW	-	-	Brown Sugar
TFSO	-	-	Fifty Shades +10%
TFBO	-	-	Fun Blonde +10%
TFBW	-	-	French Bordeaux
TLLW	-	-	Luscious Lager
TOBW	-	-	Organic Brown
WWP	-	-	Designer White

3**SELECT AN EDGE**

Edge Profile
Option Not
Available

5**OPTIONS****ACCESSORIES**

- MTL30-S: Silver metal legs - \$300 unit
- MTL30-W: White metal legs - \$400 unit

INTERIOR CABINET LIGHTING

- LEDPK starter kit includes Infeed, 1 Puck Interior Light and the ability to daisy chain up to 6 total Puck Lights
- LEDPK: LED Puck Starter Kit - \$295
- PK: 1 LED Interior Light - \$125

OPEN PLAN

- OPB: "W" "G" Style - Modify Unit for Open Plan Application - \$295

SHELF

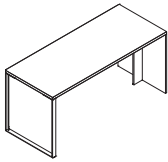
- GS14F: Replace Standard Shelves with Glass Shelves - \$85 per Shelf
- S714F: Heavy Duty Lumber 1" Shelves - \$75 per Shelf

4**SELECT HARDWARE**

Hardware
Option Not
Available

BASE MODIFICATIONS

RUNOFF SLEIGH BASE



STYLE NUMBER
24" Metal Sleigh Base
SSB24
30" Metal Sleigh Base
SSB30
36" Metal Sleigh Base
SSB36

LIST PRICE
450
475
495

SPECIFICATIONS
- Metal Sleigh base - standard in silver finish

Available: - Central, NOT SO square, Spaces

COMPUTER SUPPORT

DELUXE SINGLE MONITOR ARM W/ USB POST



STYLE NUMBER
MA1952

LIST PRICE
495

SPECIFICATIONS
- (4) 2.0 USB Ports
- Post Length: 22-1/2"H, Post Base Requires 80mm Dia. Hole
- Spring Assist - Full Movement Arm, Arm Extends Up To 13 - 3/8"
- Supports Screens Up To 24", Swivels 180 degrees - Mount Plate Tilts 85 degrees
- Arm: Die Cast Aluminum

Notes
- Surface Factory Bored / Ready To Install

Available: - All DARRAN Collections

COMPUTER SUPPORT

DELUXE DOUBLE MONITOR ARM W/ USB POST



STYLE NUMBER
MA2952

LIST PRICE
795

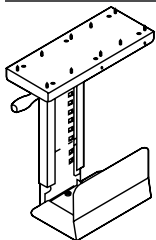
SPECIFICATIONS
- (4) 2.0 USB Ports
- Post Length: 22-1/2"H, Post Base Requires 80mm Dia. Hole
- Spring Assist - Full Movement Arm, Arm Extends Up To 13 - 3/8"
- Supports Screens Up To 24", Swivels 180 degrees - Mount Plate Tilts 85 degrees
- Arm: Die Cast Aluminum

Notes
- Surface Factory Bored / Ready To Install
- Can Accommodate Up To 4 Monitors By Ordering Extra Double Arms.
1 Extra Arm and 1 Double Clamp - Add\$305

Available: - All DARRAN Collections

COMPUTER SUPPORT

CPU RETRACTABLE CRADLE



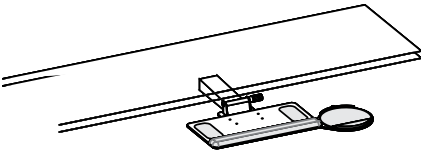
STYLE NUMBER
K18

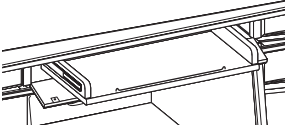
LIST PRICE
195


SPECIFICATIONS
- Black Metal CPU Carriage
- Full 360° swivel capability allows easy access to rear of CPU for cables / wires
- Track allows 8- 1/2" extension
- Width Adjustment 5-1/2" to 9-1/4"
- Height adjustment 14- 5/8" to 20- 1/2"
- Black epoxy finish

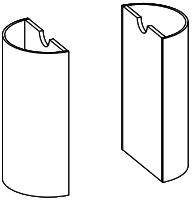
Notes
- Factory Installed

Available: - All DARRAN Collections

COMPUTER SUPPORT		ARTICULATING KEYBOARD TRAY	
	STYLE NUMBER	LIST PRICE	SPECIFICATIONS
	Factory Installed K28 Field Installed K28F	375 395	- Adjusts effortlessly - A simple one-handed motion allows the keyboard to be repositioned instantly, without the use of locks or levers - Encourages low-risk postures - Maximizes adjustability within a safe operating range. - Will last a lifetime - Exceeds all applicable BIFMA Standards and comes with a lifetime guarantee.
Notes - Factory Installed (standard) - FIELD INSTALL - \$395			
Available: - All DARRAN Collections			

COMPUTER SUPPORT		TRADITIONAL PULL-OUT DRAWER WITH KEYBOARD TRAY	
	STYLE NUMBER	LIST PRICE	SPECIFICATIONS
	K21	450	- Traditional Pull-out Drawer w/Keyboard Tray
Available: - Jamestown			

CONFERENCE DESK SUPPORT POST OPTIONS			WOOD DRUM
	STYLE NUMBER	LIST PRICE	SPECIFICATIONS
	6" Diameter Drum B6	395	- Available in Walnut / Cherry / Maple - Adjustable levelers - Replaces standard metal round legs
Notes - Specify Finish			
Available: - Central Park, NOT SO square			

CONFERENCE DESK SUPPORT POST OPTIONS			WOOD HALF DRUM
	STYLE NUMBER	LIST PRICE	SPECIFICATIONS
	8" Half Drum HC08 16" Diameter Drum HC16	695 895	- Available in Walnut / Cherry / Maple - Adjustable levelers
Notes - Specify Finish			
Available: - Central Park, NOT SO square, Richmond Park			

CONFERENCE DESK SUPPORT POST OPTIONS

METAL OVAL "T" BASE



STYLE NUMBER

Silver

32MOTS

Black

32MOTB

LIST PRICE

595

595

SPECIFICATIONS

- 3" x 1" Aluminum square extrusion
- Leveler adjustment
- Oval Post

Available: - Silver or Black

DOOR MODIFICATIONS

SOFT CLOSE DOOR HINGE



STYLE NUMBER

D9SC

LIST PRICE

15 Per Door

SPECIFICATIONS

- Snap onto standard door hinge
- Requires (1) per door
- Max door height 43"
- Factory installed where specified
- Individually shipped for field installation

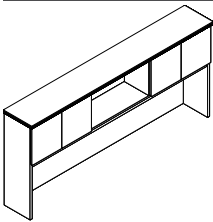
Notes

- Specify Each Item To Have Slow Close Feature

Available: - All DARRAN Collections

DOOR MODIFICATIONS

DELETE DOORS



STYLE NUMBER

D6

LIST PRICE

N/C

SPECIFICATIONS

- Standard Door overheads and cabinets can have door deleted for open access. Modification of hinge rails and structural components are made face ready.

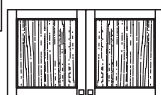
Available: - All DARRAN Collections

DOOR MODIFICATIONS

REPLACE GLASS DOOR WITH VENEER DOOR



Beveled Glass Door



Solid Hardwood Frame Door w/ Veneer Insert - Only Available on "W" Styles

STYLE NUMBER

DWI2

LIST PRICE

N/C

SPECIFICATIONS

- Replace glass door insert with veneer insert

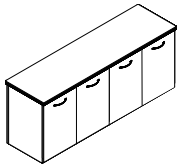
Notes

- Not Available on "M" skus

Available: - Capitol Park, Jamestown, Prado

DOOR MODIFICATIONS

DELETE DOORS/REPLACE BLACK LAMINATE SHELF W/ FINISHED SHELF



STYLE NUMBER

D6A

LIST PRICE

N/C

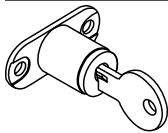
SPECIFICATIONS

- Delete doors and replace black laminate shelf with finished shelf

Available: - All Storage Credenzas ("W"/"G" Styles)

DOOR MODIFICATIONS

PANEL DOOR LOCK



STYLE NUMBER

D2

LIST PRICE

95 Per Door Set

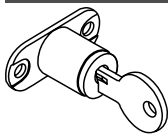
SPECIFICATIONS

- Door Locks - 1 Door w/ Lock, Other Door w/ Catch Latch
- Contact Customer Service regarding limited lock locations and keying.

Available: - Panel Doors and Wood Frame Doors

DOOR MODIFICATIONS

GLASS DOOR LOCK



STYLE NUMBER

D2-G

LIST PRICE

195 Per Door Set

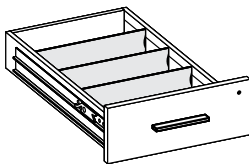
SPECIFICATIONS

- Door Locks - 1 Door w/ Lock, Other Door w/ Catch Latch
- Contact Customer Service regarding limited lock locations and keying.

Available: - Glass Doors

DOOR MODIFICATIONS

BOX DRAWER ACCESSORIES



STYLE NUMBER

Wood Drawer Dividers w/ Clips

K-DIV

Single Tray - Utility Tray

K-Sut

LIST PRICE

SET OF 3 - 30

30 each

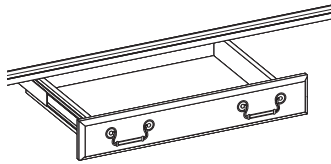
SPECIFICATIONS

- K-DIV Extra Wood Drawer Dividers with Clips, Top Box drawers standard with 1 divider
- K-SUT Single Tray - Utility Tray, Specify Legal or Letter drawer width

Available: - All DARRAN Collections

DRAWER OPTIONS

TRADITIONAL CENTER DRAWER



STYLE NUMBER
K17

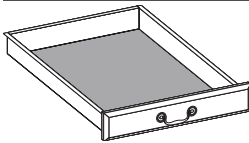
LIST PRICE
225

SPECIFICATIONS
- Standard on desks in Jamestown Collection. Optional center drawers available for bullet conference desk, kneespace credenzas and corner units. 3 ply hardwood drawer / dowel construction profile shaped drawer front. Specify pull choice.

Available: - Jamestown

DRAWER OPTIONS

BLACK DURA-LEATHER DRAWER BOTTOM COVERS



STYLE NUMBER
P2

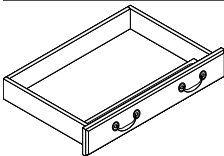
LIST PRICE
75

SPECIFICATIONS
- Center drawer and Box/Tray drawers are covered in Black Dura-leather that adds a prestigious touch.

Available: - Jamestown

DRAWER OPTIONS

FINISHED TRADITIONAL CENTER DRAWER



STYLE NUMBER
K30

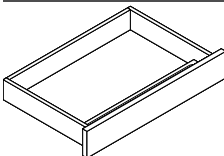
LIST PRICE
195

SPECIFICATIONS
- Veneer drawer front finished to match unit veneer. Edges are scalloped to match standard drawers.
- Standard with matching wood grain pencil tray
- Pulls selected to match unit installed

Available: - Richmond Park

DRAWER OPTIONS

FINISHED CENTER DRAWER

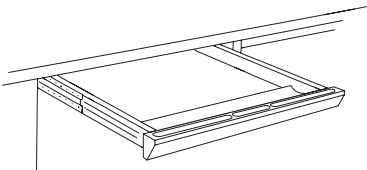


STYLE NUMBER
K31

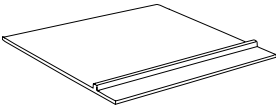
LIST PRICE
195

SPECIFICATIONS
- Veneer drawer front finished to match unit W or G style veneer.
- Ball bearing smooth operation
- Drawer has lifetime guarantee
- Standard with matching wood grain pencil tray
- Laminate drawer front to match laminate unit (M style)

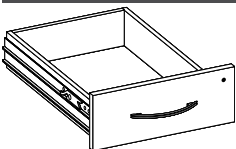
Available: - Central Park, NOT SO square

DRAWER OPTIONS		PRADO/SPACES CENTER DRAWER - VENEER BOTTOM	
	STYLE NUMBER	LIST PRICE	SPECIFICATIONS
	<i>Factory Installed</i>		- Solid hardwood front beveled and rounded with recessed pencil tray.
	K1	275	
	<i>Field Installed</i>		
	K1BVF	275	

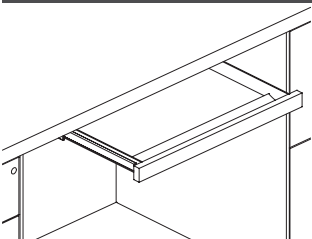
Available: - Prado, Spaces

DRAWER OPTIONS		FELT BOTTOM CENTER DRAWER INSERT LINER	
	STYLE NUMBER	LIST PRICE	SPECIFICATIONS
	K3	95	- Inserts into center drawer and features divider for open pen and pencil storage. Removable for easy cleaning.
			- Adds a luxurious touch to center drawers.
			- Color: Dark Brown Coal

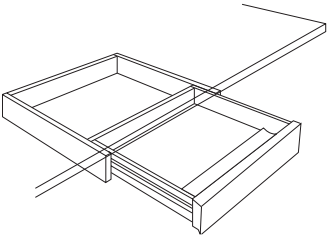
Available: - All DARRAN Collections

DRAWER OPTIONS		WOOD DRAWER UPGRADE	
	STYLE NUMBER	LIST PRICE	SPECIFICATIONS
	P33	40 Per Drawer	- Dowel joint construction
			- Hardwood veneer multi-ply drawer
			- UV finish
			- 1/4" Wood veneer bottoms
			- File drawer bottoms are five block reinforced for heavy weight capacity
			- Lifetime guaranteed

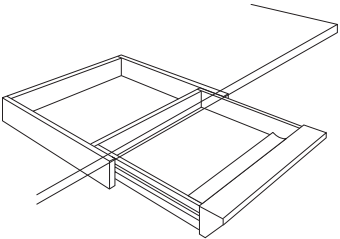
Available: - Central Park, Capitol Park, NOT SO square, Richmond Park

DRAWER OPTIONS		CENTER DRAWER	
	STYLE NUMBER	LIST PRICE	SPECIFICATIONS
	<i>Factory Installed</i>		- Center Drawer - Factory Installed, Center Drawer - Field Installed
	K1R	275	
	<i>Field Installed</i>		
	K1RF	275	


Available: - Rift

DRAWER OPTIONS		CENTER DRAWER WITH SKIRT	
	STYLE NUMBER	LIST PRICE	SPECIFICATIONS
	<i>Factory Installed</i>		- Center Drawer - Factory Installed, Center Drawer - Field Installed
	K2R	375	
	<i>Field Installed</i>		
	K2RF	375	

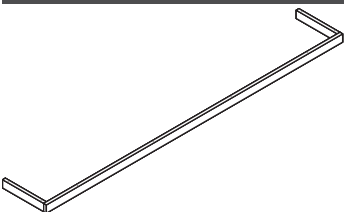
Available: - Rift

DRAWER OPTIONS		BEVELED FRONT CENTER DRAWER WITH SKIRT - FINISHED	
	STYLE NUMBER	LIST PRICE	SPECIFICATIONS
	<i>Factory Installed</i>		- Center Drawer with Skirt - Factory Installed, For use on Conference Desks, P Tops, Elliptical Tops, Bullets, and Desk Shells. Solid hardwood skirt conceals drawer suspensions on sides and approach. Solid wood drawer front and skirt finished to match unit Veneer and color. Ball bearing for smooth operation. Utility tray standard. Drawer has lifetime guarantee.
	K2	375	
	<i>Field Installed</i>		
	K2-F	375	- K2-F Center Drawer with Skirt - Field Installed

Available: - Conference Desks

LIGHTING		LT-LED TASK LIGHT	
	STYLE NUMBER	LIST PRICE	SPECIFICATIONS
	LT-LED24	90	- Anodized aluminum finish
	LT-LED48	165	- Tilting beam allows adjustability
	LT-LED60	180	- Switch with dimming control
	LC22	20	- 50,000 hour life
			- 12V power drive standard with each task light 30 watt max
			Notes
			- LC22: 20" LT-LED Task light linking cable

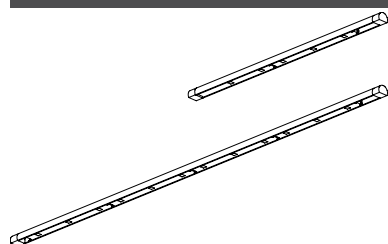
Available: - All DARRAN Collections

LIGHTING		DELETE TASK LIGHT CONCEALMENT APRON RAIL	
	STYLE NUMBER	LIST PRICE	SPECIFICATIONS
	WAR-D	Deduct 125	- Delete Tasklight Concealment apron rail when a task light is not used on a wall hung unit

Available: - Wall Hung Units

LIGHTING

SLIM LINE ALUMINUM LED TASK LIGHT



STYLE NUMBER

LED24
LED48
LED60
DPC

LIST PRICE

315
445
555
Deduct 85 per task light

SPECIFICATIONS

- Anodized aluminum finish
- Tilting beam allows adjustability
- Switch with dimming control
- 50,000 hour life
- 12V power drive standard with each task light 30 watt max

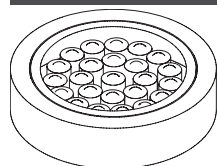
Notes

- Link multiple tasklights up to 30W of power wattage. Deletes 1 power drive

Available: - Rift and Spaces

LIGHTING

LED INTERIOR CABINET PUCK LIGHT



STYLE NUMBER

LEDPK
PK

LIST PRICE

295
125

SPECIFICATIONS

- (1) LED Puck Light with 30W power drive and switch
- Recessed fixture
- 12V linking cord 98"L
- Silver finish
- 50,000 hour life
- 2 watt per light

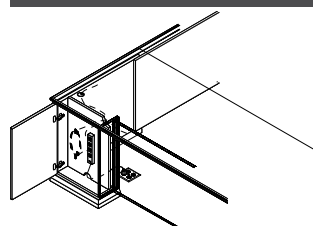
Notes

- Power drive included, Light only

Available: - Overhead/Tower Units with glass doors or no doors

PEDESTAL MODIFICATIONS

BREAKFRONT PEDESTAL WITH WIRE MANAGEMENT CAVITY DOOR



STYLE NUMBER

PC10

LIST PRICE

95

SPECIFICATIONS

- Hinged pedestal front door offers easy access for wire management
- Wire hooks provide wire coil storage
- Wire access openings allow access to floor, cabinets interior and kneespace
- Cabinet interior is black finish
- Top grommet is positioned over cavity for access ease
- (Power Strip Optional)

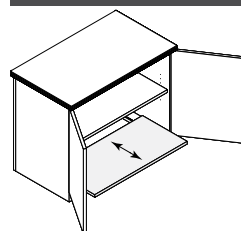
Notes

- Not Available In Richmond Park
- Breakfront Chassis Only

Available: - All DARRAN Collections (N/A on Jamestown and Rift)

PEDESTAL MODIFICATIONS

BLACK LAMINATE PULLOUT BOTTOM SHELF



STYLE NUMBER

PPOS

LIST PRICE

214

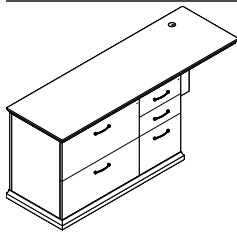
SPECIFICATIONS

- Black Laminate pullout shelf on suspension
- Black grommet
- Adjustable Shelf

Available: - All DARRAN Collections

PEDESTAL MODIFICATIONS

ADD VENEER KNEESPACE CABINETS - BASE



Available: - Capitol Park, Jamestown, Prado, Richmond Park

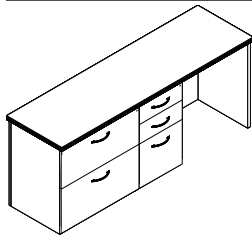
STYLE NUMBER	LIST PRICE
<i>Add Box/Box/File or File/File</i>	
P40B	985
<i>Add Lateral File 29" W</i>	
P41B	1205
<i>Add Multi-File - 31"W</i>	
P42B	1205
<i>Add Storage With Doors 29"W</i>	
P43B	1095
<i>Add CPU /Printer Cabinet - Open</i>	
P44B	1095

SPECIFICATIONS
- Multi-file specify Box/Box Left or Right

Notes
- Add additional Standard Cabinets To Kneespace Area.

PEDESTAL MODIFICATIONS

ADD VENEER KNEESPACE CABINETS - NO BASE



Available: - Central Park, NOT SO square

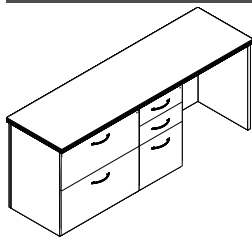
STYLE NUMBER	LIST PRICE
<i>Add Box/Box/File or File/File</i>	
P40W	875
<i>Add Lateral File 29" W</i>	
P41W	985
<i>Add Multi-File - 31"W</i>	
P42W	1095
<i>Add Storage With Doors 29"W</i>	
P43W	985
<i>Add CPU /Printer Cabinet - Open</i>	
P44W	985

SPECIFICATIONS
- Multi-file specify Box/Box Left or Right

Notes
- Add additional Standard Cabinets To Kneespace Area.

PEDESTAL MODIFICATIONS

ADD TFL KNEESPACE CABINETS - NO BASE



Available: - Central, NOT SO square (TFL products)

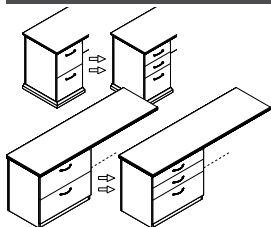
STYLE NUMBER	LIST PRICE
<i>Add Box/Box/File or File/File</i>	
P40M	688
<i>Add Lateral File 29" W</i>	
P41M	853
<i>Add Multi-File - 31"W</i>	
P42M	963
<i>Add Storage With Doors 29"W</i>	
P43M	765
<i>Add CPU /Printer Cabinet - Open</i>	
P44M	875

SPECIFICATIONS
- Multi-file specify Box/Box Left or Right

Notes
- Add additional Standard Cabinets To Kneespace Area.

PEDESTAL MODIFICATIONS

MODIFY FILE/FILE TO BOX/BOX/FILE



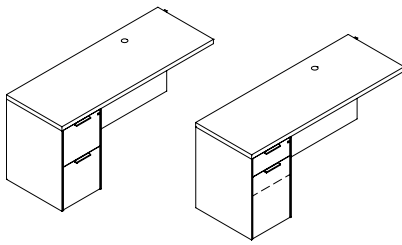
STYLE NUMBER	LIST PRICE
<i>File/File to Box/Box/File</i>	
P6	50 per pedestal
<i>Box/Box/File to File/File</i>	
P6	50 per pedestal
<i>Lateral File to 2 Box Drawers</i>	
P8	95 per pedestal

SPECIFICATIONS
- Modify File/File To Box/Box/File - Any Unit

Available: - All DARRAN Collections

PEDESTAL MODIFICATIONS

MODIFY FILE/FILE TO BOX/HIDDEN BOX/FILE



STYLE NUMBER

File/File to Box/Box/File

P6H

Lateral File to 2 Box Drawers

P8

LIST PRICE

95 per pedestal

95

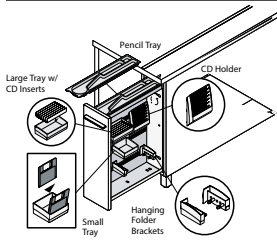
SPECIFICATIONS

- Modify File/File To Box/Hidden Box/File - Any Unit

Available: - Rift

PEDESTAL MODIFICATIONS

WORKSTATION DESK ORGANIZER TOWER PEDESTAL



STYLE NUMBER

P-20A

LIST PRICE

995

SPECIFICATIONS

- Organizer Tower pedestal is added to hookup end of workstation desk. Organizer drawer pulls out under kneespace of bridges and returns.

- Accessories include: Pencil Tray, Large Tray w/ CD Inserts, Small Tray, CD Holder, Hanging Folder Brackets

Notes

- Cannot be used when keyboards are present on Bridges and Returns

Available: - All Freestanding Hook Up Desks

POWER / DATA

COVE



STYLE NUMBER

Rectangle Power Unit

PD-Cove

Cove Linking System Starter Kit

COV-DCH

Plug Starter

COV-DCP

Linking Power

COV-DCL

LIST PRICE

550

710

765

575

SPECIFICATIONS

- 2 Power, 2 USB

- Hardwire Starter, Hardwire Infeed and 1 Unit

- Plug Starter, Plug Infeed and 1 Unit

- Linking Power, 1 Unit and 72" Jumper

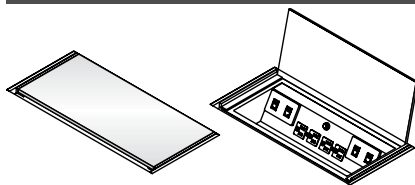
Notes

- Standard Location Top Right

Available: - All DARRAN Collections

POWER / DATA

FLUSH DATA BAY ANODIZED ALUMINUM DOOR



STYLE NUMBER

PDFAA

RJ-11 Connector

RJ11

RJ - 45 Connector

RJ45

Add wood veneer door

LIST PRICE

1195

35 ea

35 ea

250

SPECIFICATIONS

- SIZE: 13- 3/4" L x 6- 3/8" W

- (4) 15 AMP receptacles

- Available cord or hardware.

- (2) Openings for telecom plates (2 total)

- Available Factory installed voice/data connectors up to (2) per teleplate. (2) Telecom plates total

- Specify 1 or 2 Connectors per Telecom Plate:

- Available on: Top Surface

Notes

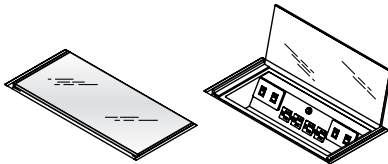
- Specify Cord or Hardwire

- Specify Connector


- Undertop wire mgmt base / trough or channel

- Surface Location


Available: - Top Surfaces

POWER / DATA		FLUSH DATA BAY - FROSTED GLASS DOOR	
	STYLE NUMBER	LIST PRICE	SPECIFICATIONS
	PDFAF	1095	- SIZE: 13- 3/4" L x 6-3/8" W
	RJ-11 Connector		- (4) 15 AMP receptacles
	RJ11	35 ea	- Available cord or hardwire.
	RJ - 45 Connector		- (2) Openings for telecom plates (2 total)
	RJ45	35 ea	- Available Factory installed voice/data connectors up to (2) per teleplate. (2) Telecom plates total
			- Specify 1 or 2 Connectors per Telecom Plate:
			- Available on: Top Surface
<p>Notes</p> <ul style="list-style-type: none"> - Specify Cord or Hardwire - Specify Connector - Undertop wire mgmt base / trough or channel - Surface Location 			


Available: - Top Surfaces

POWER / DATA		MULTI-DOCKING STATION	
	STYLE NUMBER	LIST PRICE	SPECIFICATIONS
	PD310	195	- Central location dock to plug and download files directly to your computer from iphones, MP3 players and digital cameras.
			- (3) USB 2.0 Ports - Type A
			- (2) Card reader for SD / SDHC / MMC, MS Pro / Duo slots
			- (2) External jacks 3.5mm headphone & microphone
			- 100 - 240V AC/DC 2A adapter
			- 6' Digital cable
			- 3- 1/2" Diameter
			- Black finish
<p>Notes</p> <ul style="list-style-type: none"> - Factory Installed 			

Available: - All DARRAN Collections

POWER / DATA		POWER/DATA CENTER	
	STYLE NUMBER	LIST PRICE	SPECIFICATIONS
	UDT2/VD-SM	350	- 6.5" Power/Data Center
			- 2 Power Receptacles
			- Telecom Plate Cutout
			- 72" power cord
<p>Notes</p> <ul style="list-style-type: none"> - Connectors sold separately 			

Available: - Vertical applications and apron rails

POWER / DATA		POWER SUPPLY CORDSET	
	STYLE NUMBER	LIST PRICE	SPECIFICATIONS
	PD717	95	- SIZE: 10.75" L x 2.0" W x 1.06" H
			- (5) Outlets w/ 10' cord
			- Surge suppression (720 Joules)
			- 15 Amp breaker
			- Available on: Vertical Panels, Cabinet Interiors, and under tops

Available: - All DARRAN Collections

POWER / DATA

TELECOM PLATE - HDMI



STYLE NUMBER
HDMI


LIST PRICE
155

SPECIFICATIONS
- 1 HDMI w/ 36" patchcord

Available: - All DARRAN Collections

POWER / DATA

TELECOM PLATE - HDMI/DVI



STYLE NUMBER
HDMI/DVI

LIST PRICE
325

SPECIFICATIONS
- 1 HDMI w/ 36" patchcord
- DVI Inline F/F

Available: - All DARRAN Collections

POWER / DATA

TELECOM PLATE - HDMI/USB



STYLE NUMBER
HDMI/USB

LIST PRICE
205

SPECIFICATIONS
- 1 HDMI w/ 36" patchcord
- USB Type A/A w/ 72" patchcord

Available: - All DARRAN Collections

POWER / DATA

TELECOM PLATE - HDMI/VGA



STYLE NUMBER
HDMI/VGA

LIST PRICE
240

SPECIFICATIONS
- 1 HDMI w/ 36" patchcord
- 15 pin VGA w/ 60" patchcord

Available: - All DARRAN Collections

POWER / DATA

TELECOM PLATE - USB/USB



STYLE NUMBER

USB/USB

LIST PRICE

140

SPECIFICATIONS

- 2 USB(s) A/A w/ 72" patchcord

Available: - All DARRAN Collections

POWER / DATA

TELECOM PLATE - VGA/MINI STEREO



STYLE NUMBER

VGA/Mini Stereo

LIST PRICE

155

SPECIFICATIONS

- 15 Pin VGA w/ 60" patchcord
- 3.5 audio jack

Available: - All DARRAN Collections

POWER / DATA

TELECOM PLATE - VGA/USB



STYLE NUMBER

VGA/USB

LIST PRICE

175

SPECIFICATIONS

- 15 pin VGA w/ 60" patchcord
- USB Type A/A w/ 72" patchcord

Available: - All DARRAN Collections

POWER / DATA

VILLA



STYLE NUMBER

VIL-C

RJ - 45 Connector

RJ45

LIST PRICE

515

35 ea

SPECIFICATIONS

- Available in Black or Silver
- Flush lift lid with wire management brush
- 72" power cord
- Standard with (2) power receptacles
- (2) USB charging ports
- (2) Kos for RJ45 data ports

Available: - Top Surfaces

PRODUCT MODIFICATIONS		MODIFY WIDTH - OPEN KNEESPACE	
STYLE NUMBER	LIST PRICE	SPECIFICATIONS	
MOD-1	125	- Modify width down on any unit with an open kneespace: desk, workstation credenza, bridge, return	

Available: - All DARRAN Collections

PRODUCT MODIFICATIONS		MODIFY WIDTH - OPEN/CLOSED STORAGE	
STYLE NUMBER	LIST PRICE	SPECIFICATIONS	
MOD-2	250	- Modify width down on any unit with open or closed storage section: overheads, wall hung units, storage credenzas, towers	

Available: - All DARRAN Collections

PRODUCT MODIFICATIONS		MODIFY WIDTH - OUTSIDE OF MOD-1, MOD-2	
STYLE NUMBER	LIST PRICE	SPECIFICATIONS	
MOD-3	Contact Factory for Pricing	- Width modification outside of MOD-1 & MOD-2	

Available: - All DARRAN Collections

PRODUCT MODIFICATIONS		MODIFY WIDTH - TACKBOARD, SLAT WALL, VENEER PANEL, OR A GLASSBOARD	
STYLE NUMBER	LIST PRICE	SPECIFICATIONS	
MOD-4	50	- Modify width down on tackboard, slat wall, veneer panel, or a overhead glassboard	

Available: - All DARRAN Collections

PRODUCT MODIFICATIONS		MODIFY DEPTH - DECREASE DEPTH	
STYLE NUMBER	LIST PRICE	SPECIFICATIONS	
MOD-5	125	- Modify depth down (minimum depth for a unit with drawers is 21"D) Notes - Ex. 24" to 21", 30" to 24", and 36" to 30"	

Available: - All DARRAN Collections

PRODUCT MODIFICATIONS		MODIFY DEPTH - INCREASE DEPTH	
STYLE NUMBER	LIST PRICE	SPECIFICATIONS	
MOD-6	Add 10%	- Increase depth Notes - Ex. 24" to 30", 30" to 36", and 36" to 42"	

Available: - All DARRAN Collections. Excludes Rift.

PRODUCT MODIFICATIONS		MODIFY HEIGHT	
STYLE NUMBER	LIST PRICE	SPECIFICATIONS	
MOD-7	Contact Factory for Pricing	- Modify height of a unit	

Available: - All DARRAN Collections

PRODUCT MODIFICATIONS		MODIFY CONFERENCE TABLE LENGTH AND WIDTH - 1 PIECE TOP	
STYLE NUMBER	LIST PRICE	SPECIFICATIONS	
MOD-8	125	- Modify length/width down on a 1 piece table top	

Available: - All DARRAN Collections

PRODUCT MODIFICATIONS

MODIFY CONFERENCE TABLE LENGTH AND WIDTH - 2/3 PIECE TOP

STYLE NUMBER
MOD-9

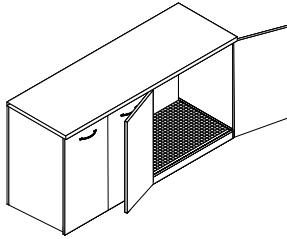
LIST PRICE
250

SPECIFICATIONS
- Modify length/width down on a 2 or 3 piece table top

Available: - All DARRAN Collections

REFRIGERATOR MODIFICATION

REFRIGERATOR CABINET MODIFICATION



STYLE NUMBER
REF01

LIST PRICE
195

SPECIFICATIONS
- Open back
- Moisture sponge mat
- Contaminate ledge
- Contact customer service for maximum refrigerator size.

Available: - Storage Credenzas

SHAPED TOPS

OVERHEAD/WALL HUNG SHAPED TOP

STYLE NUMBER
99"W - 105"W
TOH-1
58"W - 93"W
TOH-2
29"W - 47"W
TOH-3

LIST PRICE

405

315

203

SPECIFICATIONS
- Shaped tops for overheads and wall hungs

Available: - Central Park

SHAPED TOPS

BOOKCASE SHAPED TOP

STYLE NUMBER
29"W - 35"W
TOH-4

LIST PRICE

203

SPECIFICATIONS
- Shaped tops for bookcases

Available: - Central Park

SHAPED TOPS

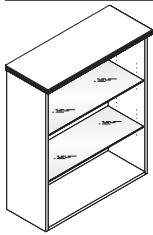
TOWER SHAPED TOP

STYLE NUMBER	LIST PRICE	SPECIFICATIONS
16" Single Width Tower		- Shaped tops for towers
TOH-5	158	
29"W - 46"W Tower		
TOH-6	203	

Available: - Central Park

SHELF MODIFICATIONS

GLASS SHELVES - TEMPERED FULL WIDTH 26" - 35"

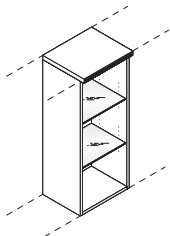


STYLE NUMBER	LIST PRICE	SPECIFICATIONS
26"W - 35"W x 14"D Shelf		- Glass Shelves Replace Wood Shelf In Open Or Glass Door Cabinet. Also Order Interior Cabinet Lighting.
GS14F	85	

Available: - All DARRAN Collections

SHELF MODIFICATIONS

TEMPERED GLASS SHELVES FOR HALF CABINET 17- 1/2" WIDTHS

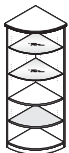


STYLE NUMBER	LIST PRICE	SPECIFICATIONS
14-1/2"W - 17- 1/2"W x 14"D Shelf		- Glass Shelves Replace Wood Shelf In Open Or Glass Door Cabinet. Also Order Interior Cabinet Lighting.
GS14H	65 ea	
Notes		
- Replace only adjustable shelves between cabinet light and fixed lower wood shelf.		

Available: - All DARRAN Collections

SHELF MODIFICATIONS

CURVED CORNER GLASS SHELF

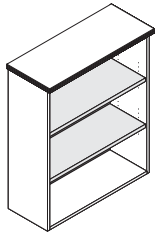


STYLE NUMBER	LIST PRICE	SPECIFICATIONS
GS14CC	85 ea	- Curved shelves feature glass retainer clips to prevent tipping
Notes		
- Replace only adjustable shelves between cabinet light and fixed lower wood shelf.		

Available: - All DARRAN Collections

SHELF MODIFICATIONS

HEAVY DUTY SOLID WOOD BOOKCASE REPLACEMENT SHELVES



STYLE NUMBER

1" Wood Shelf 14" Deep

S714F

1" Wood Shelf 24" Deep

S714FX

LIST PRICE

75 ea

150 each

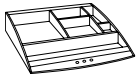
SPECIFICATIONS

- 1" Solid Lumber Core Shelves Replace Standard 3/4" Plywood Adjustable And Fixed Shelves

Available: - All DARRAN Collections

SLAT WALL ACCESSORIES

SLAT WALL ACCESSORY TRAY



STYLE NUMBER

SWA9

LIST PRICE

45

SPECIFICATIONS

- Specify Black Or Matte Silver

Available: - All DARRAN Collections

SLAT WALL ACCESSORIES

SLAT WALL CD HOLDER



STYLE NUMBER

SWA5

LIST PRICE

25

SPECIFICATIONS

- Specify Black Or Matte Silver

Available: - All DARRAN Collections

SLAT WALL ACCESSORIES

SLAT WALL FOLDER TRAY



STYLE NUMBER

SWA7

LIST PRICE


45

SPECIFICATIONS

- Specify Black Or Matte Silver

Available: - All DARRAN Collections

SLAT WALL ACCESSORIES	SLAT WALL PAPER TRAY		
-----------------------	----------------------	--	--



STYLE NUMBER
SWA2

LIST PRICE
35

SPECIFICATIONS
- Specify Black Or Matte Silver

Available: - All DARRAN Collections

SLAT WALL ACCESSORIES	SLAT WALL PENCIL HOLDER		
-----------------------	-------------------------	--	--



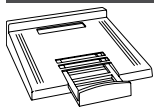
STYLE NUMBER
SWA4

LIST PRICE
25

SPECIFICATIONS
- Specify Black Or Matte Silver

Available: - All DARRAN Collections

SLAT WALL ACCESSORIES	SLAT WALL PHONE HOLDER		
-----------------------	------------------------	--	--



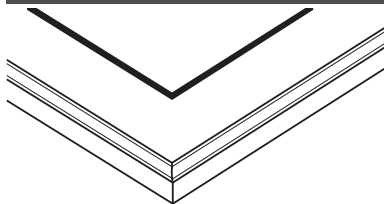
STYLE NUMBER
SWA3

LIST PRICE
35

SPECIFICATIONS
- Specify Black Or Matte Silver

Available: - All DARRAN Collections

SPECIALTY VENEER ACCENTS	BLACK EBONY WOOD INLAY IN ONE PIECE CONFERENCE TOP		
--------------------------	--	--	--



STYLE NUMBER
One Piece Conference Top
T30
Two Piece Conference Top
T31

LIST PRICE

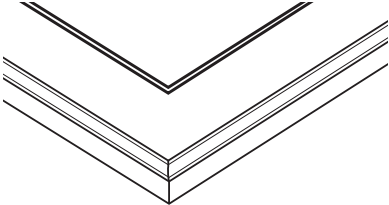
735

1480

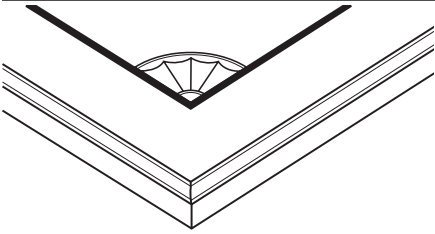
SPECIFICATIONS
- Standard veneer top is routed for Ebony wood inlay 1/8" x 3/16" width line. Inlay wood is miter jointed in the corners, hand fitted, glued and sanded flush with top veneer. Inlay forms a 3" border to top edge

Notes
- Hand fitted miter corner Black Ebony wood inlay installed in standard wood veneer tops


Available: - Conferencing Tops

SPECIALTY VENEER ACCENTS		BLACK/WHITE/BLACK WOOD INLAY	
	STYLE NUMBER	LIST PRICE	SPECIFICATIONS
	<i>One Piece Top</i>		- Standard veneer top is routed for wood inlay 1/8" x 3/16" width line. Each color is 1/16" wide. White inlay line is finished over providing a subtle contrast to line detail
	T30BWB	950	
	<i>Two Piece Top</i>		Notes
	T31BWB	1795	- Hand fitted miter corner ebony-maple-ebony wood inlay installed in standard veneer top - The center white line can be masked off preventing color stains from penetrating. Final top coats are applied over the white line.

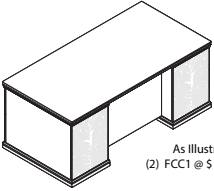
Available: - Conferencing Tops

SPECIALTY VENEER ACCENTS		BLACK EBONY WOOD INLAY W/ WOOD FAN DETAIL - 1 PIECE CONFERENCE TABLE TOP	
	STYLE NUMBER	LIST PRICE	SPECIFICATIONS
	<i>One Piece Top</i>		- Standard veneer top is routed for wood inlay 1/8" x 3/16" width line. With each 90 degree corner routed for Quarter circle fan inlays. Inlay fans combined with solid black inlay preserves an old traditional appearance. Fans are handcrafted from teakwood, rosewood, mahogany, and other exotic woods. Each piece of veneer is shaded by burning and is hand fitted to a perfect fan shape - truly and old world craft
	T51	1160	- Conference tables: 4 fans, one in each corner per top section
	<i>Two Piece Top</i>		Notes
	T52	2110	- Hand fitted miter corner wood inlay and fan installed in standard veneer top - Only available on square/ rectangle tops

Available: - Conferencing Tops

SPECIALTY VENEER ACCENTS		CROTCH MAHOGANY INFELD WITH MITERED BORDER	
	STYLE NUMBER	LIST PRICE	SPECIFICATIONS
	TCB-1 - 84 x 36/42	1895	- Center balanced butt and book matched crotch mahogany
	TCB-2 - 72 x 36/42	1795	- 35 sheen non-rubbed finish ensures maximum durability
	TCB-3 - 72 x 30/36	1695	

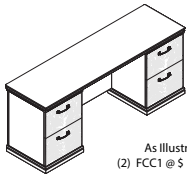
Available: - Jamestown, Prado

SPECIALTY VENEER ACCENTS		CROTCH MAHOGANY DESK PEDESTAL FRONTS	
 <p>As Illustrated: (2) FCC1 @ \$ 195 = \$390</p> <p>Desk Approach Pedestal Fronts</p>	STYLE NUMBER	LIST PRICE	SPECIFICATIONS
	FCC1	195 per pedestal	- Center balanced butt and book matched crotch mahogany
			- 35 sheen non-rubbed finish ensures maximum durability

Available: - Jamestown, Prado (Not available on desks that hook-up to other units)

SPECIALTY VENEER ACCENTS

CROTCH MAHOGANY DRAWER FRONTS



As Illustrated:
(2) FCC1 @ \$ 195 = \$390

Box/Box/File or File/File
Drawer Fronts

STYLE NUMBER

FCC1

LIST PRICE

195 per pedestal

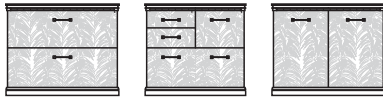
SPECIFICATIONS

- Center balanced butt and book matched crotch mahogany
- 35 sheen non-rubbed finish ensures maximum durability

Available: - Jamestown, Prado (Not available on desks that hook-up to other units)

SPECIALTY VENEER ACCENTS

CROTCH MAHOGANY DOUBLE WIDTH PANEL FRONTS



All Three Illustrations Represent:
(1) FCC2 @ \$ 395

30-32-36 Width
FCC-2 \$ 395 per Panel Set

STYLE NUMBER

FCC2

LIST PRICE

395 per Panel Set

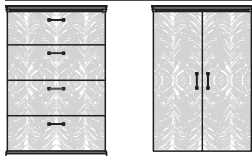
SPECIFICATIONS

- Center balanced butt and book matched crotch mahogany
- 35 sheen non-rubbed finish ensures maximum durability

Available: - Jamestown, Prado

SPECIALTY VENEER ACCENTS

CROTCH MAHOGANY DOUBLE WIDTH/ DOUBLE HEIGHT FRONTS



Both Illustrations Represent:
(1) FCC3 @ \$ 895 - Panel Set

52" Center Balance Butt
& Bookmatch

30-36 Width
FCC-3 \$ 895 per Panel Set

STYLE NUMBER

FCC3

LIST PRICE

895 per Panel Set

SPECIFICATIONS

- Center balanced butt and book matched crotch mahogany
- 35 sheen non-rubbed finish ensures maximum durability

Available: - Jamestown, Prado

SPECIALTY VENEER ACCENTS

RECTANGLE INLAY - RECESSES DURA-LEATHER WRITING SURFACE



RECTANGLE INLAY

STYLE NUMBER

RL-29A

LIST PRICE

895

SPECIFICATIONS

- Recessed inlay desk pads are covered with Alomost Leather from Paul Brayton Designs.
- DARRAN will gladly custom quote other inlay materials ie: solid surfaces, biocomposites, metallic laminates, or genuine leather to match seating

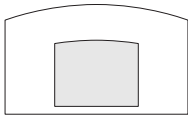
Notes

- Only available 84 x 36, 72 x 36, and 66 x 30

Available: - Prado, Jamestown

SPECIALTY VENEER ACCENTS

BOWFRONT INLAY - RECESSES DURA-LEATHER WRITING SURFACE



BOWFRONT INLAY

STYLE NUMBER

RL-31A

LIST PRICE

995

SPECIFICATIONS

- Recessed inlay desk pads are covered with Alomost Leather from Paul Brayton Designs.
- DARRAN will gladly custom quote other inlay materials ie: solid surfaces, biocomposites, metallic laminates, or genuine leather to match seating

Notes

- Only available 84 x 36/42, 72 x 36/42, and 72 x 30/36

Available: - Prado, Jamestown

SPECIALTY VENEER ACCENTS

RECTANGLE INLAY - EBONY HARDWOOD INLAY DETAIL



RECTANGLE INLAY

STYLE NUMBER

T10SA

LIST PRICE

895

SPECIFICATIONS

- 3/16" x 3/16" thick hardwood ebony inlay is handfitted and glued into routed top and sanded flush with surface
- Inlay is finished over with all finish steps

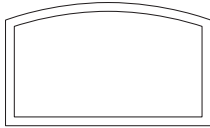
Notes

- Ebony inlay not recommended in the following finishes: Koko Cherry, Dark Cherry
- Only available 84 x 36, 72 x 36, and 66 x 30

Available: - Prado, Jamestown

SPECIALTY VENEER ACCENTS

BOWFRONT INLAY - EBONY HARDWOOD INLAY DETAIL



CURVED INLAY

STYLE NUMBER

T11SA

LIST PRICE

995

SPECIFICATIONS

- 3/16" x 3/16" thick hardwood ebony inlay is handfitted and glued into routed top and sanded flush with surface
- Inlay is finished over with all finish steps


Notes

- Ebony inlay not recommended in the following finishes: Koko Cherry, Dark Cherry
- Only available 84 x 36/42, 72 x 36/42, and 72 x 30/36

Available: - Prado, Jamestown

TOOL CHANNEL ACCESSORIES

FILE HOLDER



STYLE NUMBER

ATB37

LIST PRICE

105

SPECIFICATIONS

- For Console/Wall Hung Back Panels With Optional Tool Bar
- 18 Gauge Steel - Stamp Formed
- Silver Powderdercoat Finish

Available: - All DARRAN Collections

TOOL CHANNEL ACCESSORIES

IPHONE HOLDER



STYLE NUMBER

ATB31

LIST PRICE

120


SPECIFICATIONS

- For Console/Wall Hung Back Panels With Optional Tool Bar
- 18 Gauge Steel - Stamp Formed
- Silver Powderdercoat Finish
- 5" x 3 -3/4"W
- Non-slip Neoprene pad

Available: - All DARRAN Collections

TOOL CHANNEL ACCESSORIES

LARGE SHELF



STYLE NUMBER

ATB35

LIST PRICE

125


SPECIFICATIONS

- 12"W x 10"D

Available: - All DARRAN Collections

TOOL CHANNEL ACCESSORIES

PENCIL PEN HOLDER



STYLE NUMBER

ATB38

LIST PRICE

115

SPECIFICATIONS

- For Console/Wall Hung Back Panels With Optional Tool Bar
- 18 Gauge Steel - Stamp Formed
- Silver Powderdercoat Finish
- 5"H x 4"W x 4"D

Available: - All DARRAN Collections

TOOL CHANNEL ACCESSORIES

PIN & POST REMINDER PANELS



STYLE NUMBER

24" x 9" Dry Marker Board

ATB39DM

LIST PRICE

175

SPECIFICATIONS

- 24"W x 9"H
- Dry Marker Board - Markers sold separately
- Fabric Tack Board - Select any standard DARRAN tack board fabric

24" x 9" Fabric Tack Board

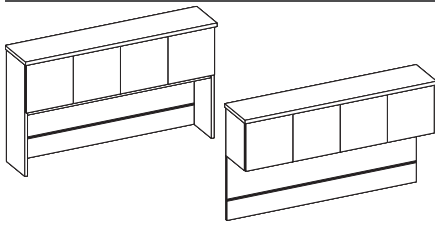
ATB39FT

195

Available: - All DARRAN Collections

TOOL CHANNEL ACCESSORIES

RECESSED ALUMINUM TOOL CHANNEL



STYLE NUMBER

ATB02

LIST PRICE

5 per 1"W

SPECIFICATIONS

- Anodized aluminum finish
- Fully recessed
- Finish matches anodized aluminum accessories
- Can be specified with fabric tack surface mounted above channel

Notes

- Left Or Right Locations
- Specify Full Width In Inches " x
- Office Park Tackboard Fabric " x
- Design-Build Tackboard Fabric " x

Available: - All DARRAN Collections

TOOL CHANNEL ACCESSORIES

SMALL SHELF



STYLE NUMBER

ATB36

LIST PRICE

110

SPECIFICATIONS

- 12"W x 6 -3/4"D

Available: - All DARRAN Collections

TOOL CHANNEL ACCESSORIES

TABLET HOLDER



STYLE NUMBER

ATB30

LIST PRICE

135

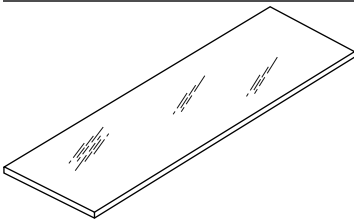
SPECIFICATIONS

- For Console/Wall Hung Back Panels With Optional Tool Bar
- 18 Gauge Steel - Stamp Formed
- Silver Powdercoat Finish
- 10" x 8"W
- Non-slip Neoprene pad

Available: - All DARRAN Collections

TOP MODIFICATION

1/4" RECTANGLE SOFT ETCH GLASS WORKSURFACE



STYLE NUMBER

SEGW8436

LIST PRICE

2210

SPECIFICATIONS

- 1/4" Soft etch glass
- Back painted white glass

SEGW8430

1870

SEGW7836

2070

SEGW7830

1750

SEGW7230

1630

SEGW6630

1515

SEGW6030

1395


Notes

- Additional colors can be custom quoted. Contact factory for pricing.

Available: - Rift

WIRE MANAGEMENT

HORIZONTAL J-CHANNEL WIRE MANAGEMENT RACEWAY



STYLE NUMBER

W1

LIST PRICE

75 Per 4 Foot
Section

SPECIFICATIONS

- 4' section for field installation.
- The "J" shape black thermoplastic wire raceway may be added to specified worksurface tops to provide concealed channeling of wires to and from worksurface grommets. For use in open kneespace areas, raceway is attachable to top of back panel with pan head screws. Interior dimensions are 1" x 1- 1/2" providing ample storage for multiple wires and excess cable. Front of raceway flexes out for easy cord insertion.

Notes

- Units w/ Wire Channel Standard.
- Field Installation

Available: - All DARRAN Collections

WIRE MANAGEMENT

HORIZONTAL U-CHANNEL WIRE MANAGEMENT RACEWAY



STYLE NUMBER

W2A

LIST PRICE

75 Per 4 Foot
Section

SPECIFICATIONS

- 4' section for field installation.

Notes

- Units w/ Wire Channel Standard.
- Field Installation

Available: - All DARRAN Collections

WIRE MANAGEMENT

COIL WIRE MANAGER



STYLE NUMBER

W18

LIST PRICE

150

SPECIFICATIONS

- Weighted Base, Table attachment plate
- 39- 1/2" Length
- Black

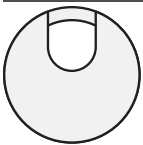
Notes

- Location

Available: - All DARRAN Collections

WIRE MANAGEMENT

STANDARD LOCATION GROMMETS - FACTORY INSTALLED



STYLE NUMBER

Standard Location Grommet

Black

TM30

Silver

TM31

Antique Brass

TM33

White

TM34

LIST PRICE

45

45

45

45

SPECIFICATIONS

- 1 -5/8" Metal Grommet

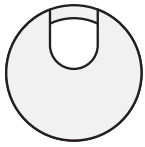
Notes

- *Units w/ Grommets Standard Are Noted Under Standard Features. Grommets Match Pull Finish - Standard (Unless Specified Otherwise)

Available: - All DARRAN Collections

WIRE MANAGEMENT

NON-STANDARD LOCATION GROMMETS - FACTORY INSTALLED



STYLE NUMBER

Non-Standard Location Grommet

Black

TM30 -NS

90

Silver

TM31 -NS

90

Antique Brass

TM33 -NS

90

White

TM34 -NS

90

SPECIFICATIONS

- 1 -5/8" Metal Grommet

Notes

- *Units w/ Grommets Standard Are Noted Under Standard Features. Grommets Match Pull Finish - Standard (Unless Specified Otherwise)

Available: - All DARRAN Collections

WIRE MANAGEMENT

BLACK PLASTIC VERTICAL SURFACE GROMMETS - FACTORY INSTALLED



STYLE NUMBER

Standard Location Grommet

TM50-C

45

Non-Standard Location Grommet

TM50-NS

90

SPECIFICATIONS

- 2 " Black Plastic Grommet

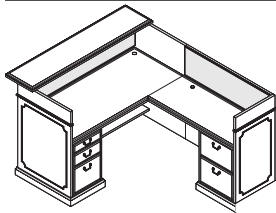
Notes

- Standard Location is Bottom Center

Available: - All DARRAN Collections

WORKSTATION

RECEPTION COUNTER TACKBOARD



STYLE NUMBER

36" - 60" Tackboards

C157R-COM

201

66" - 72" Tackboards

C154R-COM

167

SPECIFICATIONS

- Reception Counter Fabric Tack Surface

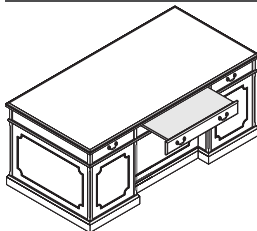
Notes

- See reception product page for graded fabric selections

Available: - Reception Park, Jamestown

WORKSTATION

CLIENT PULLOUT WRITING SHELF



STYLE NUMBER

CP-1

LIST PRICE

695

SPECIFICATIONS

- *Available only on Executive Chassis - Flush top desk, Black dura-leather writing shelf extends for client document signing. Ball-bearing smoothness with lockout ensures effortless operation. Option includes two false pulls on pedestal fronts and two pulls on pullout front with profile edges.
*Recommended only use when Beltline molding is present.

Available: - Jamestown