

the 1200 Pocket Chair series

HARDEN

contract



# 1200

## seating

### FEATURES

- 3 CHAIR DESIGNS •
  - executive
  - guest seating
  - fixed base
- 4 BASE DESIGNS •
  - swivel-tilt
  - sled base
  - fixed base
- 3 BASE STYLES •
  - brushed steel
  - wood
  - black composite resin
- 2 ARM STYLES •
  - wood
  - black composite resin
 with non-abrasive textured arm coating
- transitional styling •
- distinctive tailoring •
- coordinating or contrasting “pocket” •
- forward pivot, tilt control •
- multiple-compression CFC-free foam •
- gas cylinder height adjustment •
- rigid laminated shell •
- ergonomic form •
- waterfall seat front •
- moulded lumbar contours •
- impact-absorbing steel arms •
- dual wheel casters •



brushed steel



wood



black





C1204-100



C1200-300



C1200-100



C1201-300



C1201-100



C1205-100



C1210-100



C1201-600



**1200-100 Pocket High Back Chair  
Black Arms and Base**

Outside: 26W 28D 43 - 46 1/2 H  
Inside: 19W 19D 26 1/2 H  
AH: 26-29 1/2 SH: 18 - 21 1/2

*options available:*

- 1200-200** with manual height adjustment
- 1200-500** with contrasting pocket
- 1202-500** with manual height adjustment and contrasting pocket




**1200-300 Pocket High Back Chair  
Black Arms and Brushed Steel Base**

Outside: 26W 28D 43 - 46 1/2 H  
Inside: 19W 19D 26 1/2 H  
AH: 26-29 1/2 SH: 18 - 21 1/2

*options available:*

- 1200-400** with contrasting pocket



**1204-100 Pocket High Back Chair  
Wood Arms and Base**

Outside: 26W 28D 43 - 46 1/2 H  
Inside: 19W 19D 26 1/2 H  
AH: 26-29 1/2 SH: 18 - 21 1/2

*options available:*

- 1204-200** with manual height adjustment
- 1204-500** with contrasting pocket
- 1206-500** with manual height adjustment and contrasting pocket



**1201-100 Pocket Mid Back Chair  
Black Arms and Base**

Outside: 26W 28D 37 - 40 1/2 H  
Inside: 19W 19D 20 1/2 H  
AH: 26-29 1/2 SH: 18 - 21 1/2

*options available:*

- 1201-200** with manual height adjustment
- 1201-500** with contrasting pocket
- 1203-500** with manual height adjustment and contrasting pocket

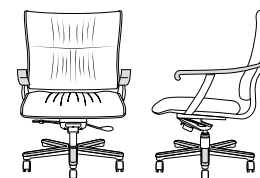


**1201-300 Pocket Mid Back Chair  
Black Arms and Brushed Steel Base**

Outside: 26W 28D 37 - 40 1/2 H  
Inside: 19W 19D 20 1/2 H  
AH: 26-29 1/2 SH: 18 - 21 1/2

*options available:*

- 1201-400** with contrasting pocket




**1205-100 Pocket Mid Back Chair  
Wood Arms and Base**

Outside: 26W 28D 37 - 40 1/2 H  
Inside: 19W 19D 20 1/2 H  
AH: 26-29 1/2 SH: 18 - 21 1/2

*options available:*

- 1205-200** with manual height adjustment
- 1205-500** with contrasting pocket
- 1205-500** with manual height adjustment and contrasting pocket



**1201-600 Pocket Mid Back Chair /  
Fixed Base**

Outside: 26W 28D 40H  
Inside: 19W 19D 20 1/2 H  
AH: 27 SH: 18 1/2



**1211-100 Pocket Guest Chair**

Outside: 26W 27D 38H  
Inside: 21W 19D 20H  
AH: 27 SH: 18 1/2

*options available:*

- 1211-500** with contrasting pocket



Participant in the American  
Forest & Paper Association's  
SFI® program

**HARDEN**contract

HARDEN FURNITURE CONTRACT DIVISION / Harden Furniture, Inc.

8550 Mill Pond Way ■ McConnellsville, NY 13401-0002

315 / 675-3600 ■ Fax 315 / 245-2884

e-mail: [contract@harden.com](mailto:contract@harden.com) ■ [www.hardencontract.com](http://www.hardencontract.com)



10% Total Recovered Fiber  
All Post-Consumer Fiber