

L&T Shelving System

FUNCTIONAL VERSATILITY FOR ALL OF YOUR STORAGE NEEDS

Record Filing

Industrial Storage

Healthcare Records

Library Materials



X-Ray Record Filing



Open Shelf Filing



Heavy Duty Storage

L&T Shelving is the most comprehensive shelving system of its kind.

The built-in versatility of L&T Shelving offers the ability to handle any type of filing or storage requirement at any time!

L&T Shelving

The System With Built-In Flexibility




L&T Shelving is the versatile, cost-effective and low-cost solution to all your storage requirements. Whether it's office record filing, healthcare record filing, industrial storage or periodical/book storage — L&T Shelving is the right choice.

In today's world, change is inevitable. L&T Shelving adjusts to keep up with changes in your organization's storage and record keeping requirements. With a unique interlocking keyhole slot design, sway bars, nuts and bolts are eliminated for obstacle-free access to your stored items.

L&T Shelving is designed for fast assembly. It literally snaps together in minutes for quick installation and reconfiguration whenever necessary. L&T Shelving's vast array of shelf component options is designed to stand its ground in a fast paced, changing world.

For a low-cost, space saving filing and storage solution for all of your organizations needs — L&T Shelving is your best choice.

Library Applications



Why is it called “L&T”?

L&T Shelving gets its name from its unique construction allowing endless expansion. Add sections to an existing installation by using “T” uprights as common center posts and finish with “L” uprights.

L&T Shelving Is Right For Your Business

L&T Open Shelf Filing Solutions



L&T Shelving provides the highest filing density per square foot, whether you're filing letter or legal-sized documents. L&T can be configured to offer single or double-sided record access for easier filing and retrieval in less space. Compared to conventional four-drawer vertical files you would need 100 square feet of floor space to hold 1500 linear inches of material, while L&T Shelving only needs 40 square feet. That's a floor space savings of 60%.

L&T Shelving offers a wide array of components designed for open shelf filing applications. Choose from 22 or 18 gauge shelves based on load requirements. Optional backs, file dividers and reference shelves allow you to build or expand a system to meet your filing needs. L&T Open Shelving is also easily used in conjunction with mobile systems.

L&T X-Ray Shelving

Handling odd sized and oversize diagnostic records is a snap with L&T X-Ray Shelving. Our sturdy 18-gauge shelves, with optional reinforcements, can be configured to hold up to 1,000 lbs. per shelf. Extra high 12" dividers or optional full-height bin dividers assure that materials stay safely upright and organized.



L&T Library Shelving



L&T Library Shelving, with its unique double-wall panel uprights, is designed to allow easy access to books and periodicals by preventing them from slipping behind the posts thus preventing damage to stored items.

A wide variety of components such as reference shelves, dividers, and periodical shelves, provides storage and display options for most library materials.

L&T Heavy Duty Shelving



The extra strength of L&T Heavy-Duty Shelving provides a system that handles even your heaviest stockroom or industrial storage requirements. Its sturdy 18-gauge shelves, with optional reinforcements, can be configured to hold up to 1,000 lbs. per shelf. Optional full-height bin dividers can create enclosed areas for secure storage of small loose items.

L&T Shelving

Configuring Is As Easy As 1, 2, 3!

1. Uprights & End Panels

Open Single



Closed Single



Library Double Wall



Uprights form the basic structure of L&T Shelving. A variety of uprights are available to fit your specific needs. Choose from open uprights that allow visibility of material from all sides or closed uprights for a more finished appearance. All of our uprights are available in both single and double entry versions. Use “L” Uprights for individual units or “T” Uprights for add-on units.

L&T Shelving offers many end panel options that aesthetically fit in your office environment. Choose from many fabric colors or a Light Oak wood finish for a custom appearance.

Fabric End Panel



Many fabric options are available.

Wood End Panel



Light Oak Wood Finish

Fabric Options



117 Ash



106 Blue Neutral



34 Buff



108 Cherry Neutral



109 Crystal Blue



105 Green Neutral



111 Lavender



115 Oatmeal



114 Quartz



112 Teal



116 Gray Mix



110 Apricot



113 Wedgewood



107 Wheat



118 Wine

Fabrics and finishes shown are only approximations of actual colors.

If greater accuracy is required contact your local L&T dealer for additional information.

2. Shelf & Door Options



Thin Line
(with divider)



Heavy Duty
(plain)



Particle Board
(plain or oak finish)



Library
(with divider)



X-Ray
(with divider)



X-Ray
(with bin divider)

L&T Shelving offers a wide array of shelves and door options to fit your specific storage requirements. Choose your shelf-type, the appropriate shelf support, and single or double-entry shelves. Select from a wide range of shelf dividers that help keep your materials upright, accessible, organized and safe.

For many organizations, security is an important element in their filing and storage requirements. L&T Shelving boasts a wide selection of door options to meet any security requirements. Basic door types include hinged, sliding and roll-up styles all lockable with a single key. For medical records, L&T Shelving door options meet all HIPAA* healthcare privacy regulations.



Hinged Door Assembly
Converts 36", 42" and 48" wide closed units into a dust free and secure** cabinet.



Sliding Double Door Assembly
Smooth sliding doors offer lockable security** for two 36" wide units. Allows access without intruding into aisle ways.



Sliding Single Door Assembly
Single sliding door offers lockable security** for 36", 42" and 48" wide units. Allows access without intruding into aisle ways.



Rollup Door Assembly
Metallic silver locking tambour door secures** 36", 42" and 48" wide units. Perfect for all medical environments.

* Health Insurance Portability and Accountability Act of 1996

** Meets HIPAA (Health Insurance Portability and Accountability Act of 1996) Healthcare privacy regulations for safeguarding personal health information.


3. Shelf and Filing Accessories

Why is L&T Shelving the most popular shelving system? Simply, because depending on your current and future needs, L&T Shelving has the right shelf accessory to handle your requirements. From reference shelves, dividers, bin partitions, bases, backs and more; L&T Shelving fits your specific needs now and in the future. Below is just a small sampling of accessories available for an organized office environment.




Reference Shelf

Provides a convenient pull-out work space anywhere. Reduces filing space by 1".



Shelf Reinforcements

Adds support to deeper shelves. Spans shelf supports from front to back. Made of 13 gauge steel.



Front Base

Prevents items from rolling under shelving and gives a finished look. Available in 2 5/16" or 3 13/16" heights.



Bin Partitions

Bin dividers or front and center divider combine to make compartments for small parts supplies.



Unslotted Center Divider

Keeps materials from mixing on double entry shelves.



Back

Provides shelving with a finished look. Heavy gauge seismic backs also available.



Aisle Ties

Aisle ties add stability to units or ranges by connecting them across the aisle.



Wall Ties

Wall ties secure shelving units to the wall for added stability.




Periodical Shelf

Used for displaying media such as magazines, journals, etc.



Seismic Full Height Center Divider

Used to help reinforce shelving units in seismic zones.



Center Stop/Back Stop

Support shelf dividers and keep items where they belong with back-stops (single side) and center stops (double sided).



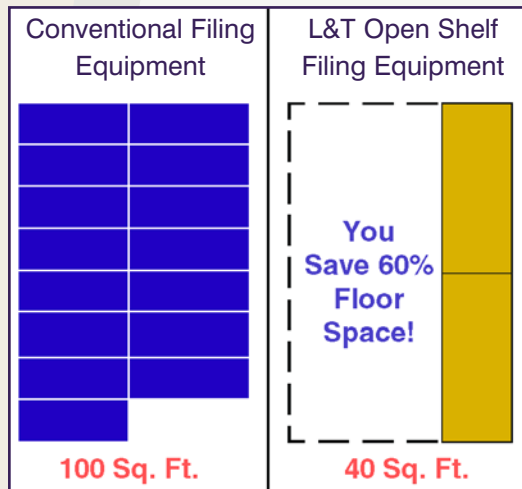
File Cart

Ideal for temporary storage for retrieving and moving volumes of file folders. Available in 42" and 65" heights, with double or single entry shelves.



L&T Shelving

Better Than Conventional Filing & Storage Equipment



60% More Storage Space

By utilizing vertical space rather than floor space, L&T saves 60% more floor space than conventional filing equipment.

Easily Expands With Your Needs

All L&T Shelving Systems incorporate the ability to be reconfigured at any time to meet changing needs. Its unique key-hole slot design allows expansion as your business needs grow.

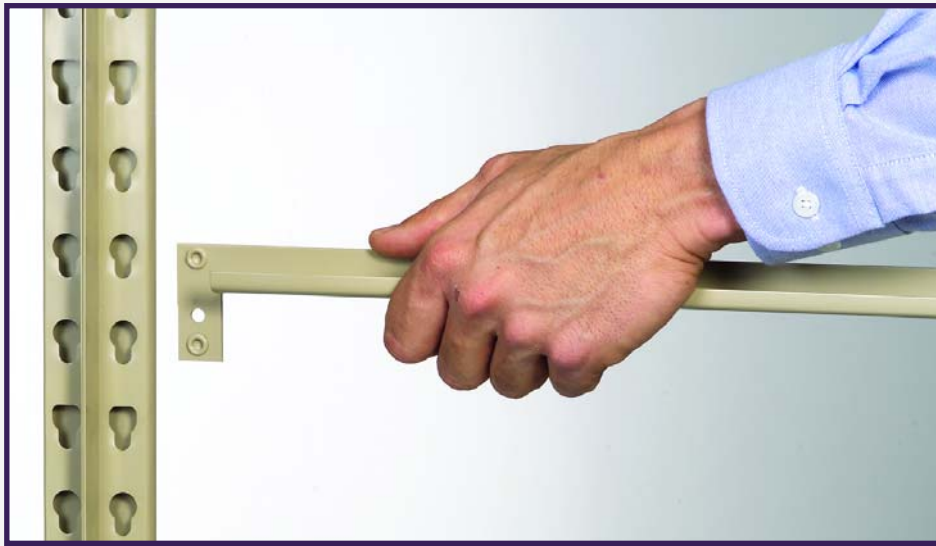
L & T Shelving's unique design offers the ability to adjust shelves up or down to accommodate your exact requirements. This feature means you store more per square foot than other lesser shelving systems!



L&T Shelving

Assembles In Minutes...

Without fasteners!



Assembling L&T Is Literally a *snap!*



First, place uprights opposite each other held up with a shelf support. Then starting from the bottom, snap in two shelf supports and shelf reinforcements if needed for greater load capacity. Next place a shelf on the supports.



Second, working from the bottom-up, place an additional set of shelf supports in position and place a shelf on the supports. Continue until all shelves including the top are in position. Accessories such as dividers, back-stops front bases, etc may be added.



Third, add extra sections by using "T" uprights as common center posts and finish the row with "L" uprights. Install the shelves as before.

L&T Modular Drawer Easily Adapt To Storage Requirements




A Place For Everything and Everything in its Place

L&T Modular Drawers offer a unique storage capability that conforms to your materials, not the other way around. A variety of drawer sizes can be custom compartmentalized to provide instant organization. Drawers can be added to any 15", 24" or 30" depth L&T Shelving installation for even greater flexibility and storage capability. Fully progressive side-arm suspensions are rated for loads of up to 200 lbs. per drawer.



Dual Entry

With accessibility from both sides of the unit, the L&T Modular Drawer System maximizes workplace efficiency by allowing multiple users access simultaneously. Available for 30" and 36" deep units only.



12" Lateral File Option

Handles folders in letter or legal sizes. Available in 15" or 18" depths only.




Easiest Installation Ever

The new scissor-action bracket standard on L&T Modular Drawer Systems reduces installation time and complexity by 50%.

L&T Modular Drawer

The Ideal Storage Solution.




Partitions/Dividers

Drawer partitions adjust without tools to create 2, 3, 4, 5, 6 and 8 equal rows or columns for easy organization. Dividers with easy-to-see angle labeling area, adjust in 1" increments to meet your exact storage needs.

Seven Drawer Heights

Select and mix drawer heights specifically sized to your storage requirement.



12" high drawer available only with Lateral Filing Systems.

Limitless Storage Applications

Audio/Visual Materials

L&T offers a simple storage solution for audio/visual tapes, microfiche and CDs. Items are easy to locate and retrieve.



Computer Media

Growing computer use requires more storage space for ZIPs, CDs, tapes and disks. L&T provides an efficient solution.



Forms & Specialty Documents

Keep odd-sized business, legal and financial forms and documents clean and organized with versatile L&T Modular Drawers.



Collections & Artifacts

L&T Modular Drawers provide effective space-saving storage solutions for even the most unique applications.





tennsco

SYSTEMS FOR SUCCESS

Mailing Address:

P.O. Box 1888
Dickson, TN 37056-1888

Shipping Address:

201 Tennsco Drive
Dickson, TN 37055

Toll Free Customer Service: (866) 446-8686 **Fax:** (866) 455-7260

Toll Free Ordering: (866) 864-4796

(615) 446-8000 (800)251-8184 **Fax:**(800) 722-0134

www.tennsco.com info@tennsco.com