



LIBRARIES • BOOKCASES • CRAFTSMANSHIP

**BOOKCASES** & **CUSTOM  
CABINETRY**  
TRANSFORMATION OF SPACES



# CONTENTS

INTRODUCTION .....	3
200 SERIES .....	4-7
200 SERIES SHOWCASE .....	7
1100 SERIES .....	8-9
400 SERIES .....	10
500 SERIES .....	11
DOORS .....	12,13
4800 SERIES .....	14,15
754 LIBRARY CASE .....	15
300 SECTIONAL SERIES .....	16,17
900 SECTIONAL SERIES .....	18,19
800 SECTIONAL SERIES .....	19
CUSTOMIZATION MATRIX .....	20
CUSTOM DESIGN .....	21
ECONCERN .....	22
ORDERING .....	23
CONTACT US .....	24



# OUR STORY



## LETTER FROM OUR PRESIDENT

Welcome and thank you for your interest in F.E. Hale Mfg. Co. bookcase and storage solutions. Hale has been in business for over 100-years building fine wood furniture. Through the years we have seen the market demand for our product change many fold.

Our history began shortly after the turn of the 20th century with our founder, Mr. F. Edwin Hale, introducing the stackable, sectional (300 line) bookcase. In the mid 1960's, led by my grandfather, John Benson Sr., Hale Mfg. introduced the first 84" high wood, adjustable-shelf bookcase to meet space utilization demands of the office furniture market. Soon after, doors and drawers were added and then display furniture to proudly exhibit company awards and unique collections accented by the warmth of fine hardwood.

Today we recognize a renaissance in US manufacturing transforming mass-production to mass- customization. With that charge, our goal is to help you design storage solutions to your individual taste and functionality. Herewith, we invite you to use this catalog as a building block with only your ideas being the limitations to our craftsmanship.

Here at Hale we love wood. Wood is the only renewable natural resource. Wood has unique beauty, is abundant in our homeland, and has the least carbon footprint of any building material available. Wood is here to stay. We are proud to work and play in the heartland of the North American hardwood forests. Let Hale bring this heritage to you with the distinction of product entirely MADE IN THE UNITED STATES.

With best regards,

Handwritten signature of Jamie D.





# COMMERCIAL & INSTITUTIONAL



The variety of the profiles available on the solid wood tops make this bookcase the perfect choice to compliment existing furniture.



272ST 272L-ST 248ST H/G



272-RB HG/W

THE OPTIONS AVAILABLE FOR THE 200 SERIES ALLOW FOR EASY DESIGN WHEN SETTING UP A NEW OFFICE OR PLANNING A ROOM LAYOUT. OUR 1" THICK SOLID LUMBER CORE SHELVES WITH A 200 LB PLUS RATING ARE UP TO ANY JOB. THE MATCHING 1" THICK PANELS AND TOP OFFER THE STURDY APPEARANCE APPRECIATED IN ANY PIECE OF WELL MADE FURNITURE.

AVAILABLE IN GENUINE OAK, BIRCH, WALNUT, MAPLE AND CHERRY WOODS WITH MANY STANDARD

FINISHES. STANDARD DEPTH OF 11-1/2" AND 23-1/2" WITH MINIMAL CUT DOWN CHARGES FOR ANY DEPTH REQUIREMENT. EACH CASE IS EQUIPPED STANDARD WITH STURDY LEVELING GLIDES ON ALL FOUR CORNERS.

WHETHER ORDERING A SINGLE UNIT OR MULTIPLE UNITS WITH "FLUSH" TOPS FOR END TO END GROUPING THE CUT-DOWN OPTION MAKES THE 200 SERIES THE ATTRACTIVE YET FUNCTIONAL CHOICE FOR FILLING ANY ROOM OR OFFICE SPACE. ADD HAND-HUNG WOOD FRAMED DOORS WITH GLASS OR WOOD TO THE STANDARD BOOKCASE AND THE RESULTS WILL BE HIGH QUALITY BOOKCASE WITH THE FINE CABINET APPEARANCE (SEE PAGE 13).

Seven step, hand finished in standard colors or special finished to match customer request, the Hale 200 series is the answer for quality bookcases at affordable pricing.

AVAILABLE IN GENUINE OAK, BIRCH, WALNUT, MAPLE AND CHERRY WOODS WITH MANY STANDARD FINISHES. STANDARD DEPTH OF 11-1/2" AND 23-1/2" WITH MINIMAL CUT DOWN CHARGES FOR ANY DEPTH REQUIREMENT. EACH CASE IS EQUIPPED STANDARD WITH STURDY LEVELING GLIDES ON ALL FOUR CORNERS.







200 SERIES CUSTOM



## 200 SERIES DISPLAY

### INTRODUCING THE 200 SIGNATURE SERIES "SHOWCASE"

WE UNDERSTAND STANDARD SIZE AND DESIGN OF DISPLAY FURNITURE WILL NOT MEET THE NEEDS OF MANY ITEMS TO BE SHOWCASED. IN AN EFFORT TO SATISFY OUR CUSTOMER'S REQUIREMENTS WITH THESE UNIQUE CHALLENGES WE HAVE QUIETLY BEEN BUILDING GLASS & WOOD FRAMED DISPLAY CASES AND EXHIBIT FURNITURE IN CUSTOM FORM FOR MANY YEARS.

SHOWN HERE ARE THE FEW STANDARD DISPLAY ITEMS WE INCLUDE IN OUR PORTFOLIO. WE INVITE YOU TO SKETCH UP YOUR SPECIFIC NEED AND TOGETHER WE WILL WORK TO CREATE YOUR ONE-OF-A-KIND, SOLID WOOD & GLASS DISPLAY FURNITURE TO SHOW OFF ALL OF LIFE'S TREASURES, COLLECTABLES, AND NOTEWORTHY ARTICLES.

SHOWN HERE ARE THE 200 SIGNATURE SERIES SHOWCASES AND EXHIBIT CASE DESIGNED TO COMPLEMENT THE 200 SERIES BOOKCASE OFFERING:

- CLEAN EASED, SQUARE EDGE DESIGN.
- END FRAMEWORK OF 1" THICK SOLID HARDWOOD WITH TEMPERED SAFETY GLASS.
- HINGED WOOD FRAMED DOORS FOR FULL ACCESS.
- ONE WOOD FRAMED PERMANENT CENTER SHELF WITH 3/4" THICK INLAYED TEMPERED GLASS. (ON #278-17)
- ADJUSTABLE 3/8" THICK PLATE GLASS FOR LOADS UP TO 52 LBS. EACH.
- ALL SIDES AND DOORS ARE GENUINE HARDWOOD, STILE & RAIL CONSTRUCTION.
- LED, SWITCHED RECESSED LIGHTING OR WOOD FRAMED RECESSED GLASS TOPS ARE AVAILABLE.



278-17



242-17



T4836EX

THE SHOWCASE HAS A HALE QUALITY FINISH OF STAINS WHICH ARE HAND WIPED OIL OVER N.G.R. TONER WITH LACQUER SEALER AND TOP COAT. ALL SAPWOOD IS SHADED TO GIVE UNIFORM FINISH. SEE OUR FINISHING CHART FOR AVAILABLE STANDARD FINISHES IN BIRCH ONLY.

TABLE SHOWN OPPOSITE IS DERIVED FROM THE HALE LIBRARY FURNITURE DIVISION. FLAT MAP FILES AND CASEWORK ARE BASED ON THE 200 SERIES BOOKCASES. CHAIRS ARE BY OTHERS.



High quality at a great value have made the **1100 NY** series an industry standard and the bookcase of choice for volume installation.

For years, the 1100 NY Series has served the need of Schools, Universities, Hospitals and Offices across the nation. The space saving 1100 NY series, featuring an elegantly simple line is a book-

case that is a perfect blend of quality, styling and functionality.

The wide selection of standard finishes on Walnut, Oak and Birch, in sizes ranging from desk height up to 84" high, have made the New Yorker Series the workhorse of the Hale line.

Designed with beveled front edges and lock joint mitered corners

with no over-hanging edges. These Hale cases allow for easy installation for end-to-end or back-to-back groupings creating a custom built look.

Each case has a solid lumber basefront. *The shelves are constructed of 3/4" solid hardwood lumber with a 2" front edge of Birch, Walnut or Oak, finished to a uniform color.* Each shelf has a load bearing weight of 150

pounds. For your installation convenience, the 84" is equipped with heavy adjustable glides on the front corners.

Deep Storage: For the person with a need for more space we have the deep storage option for all the 1100 NY series bookcases. Shelf depth is 14 3/4" behind doors or 16 1/8" for the open case.



#### Unique Solutions for Demanding Problems


Tired of trying to solve the "corner" problem when designing your room or office layout? Looking for a more efficient use of the "Dead Space" in the corners of the office? Turn to Hale's 1100L Corner Bookcase for the aes-

thetic solution that adds storage to previously unused areas.

The beauty and simplicity of design makes the 1100L NY the perfect choice when seeking to fill that dead space with either a single unit or in conjunction with a multi-wall design.



1184NY WITH 410 STEP STOOL



1154-17

THE 1154DD IS DESIGNED TO COMPLEMENT THE 1100 SERIES ADJUSTABLE SHELF BOOKCASE WITH THE SAME 45- DEGREE MITERED TOP CORNER. MANUFACTURED IN WALNUT, OAK OR BIRCH THE 1154 CAN BE ORDERED UP TO 16-3/4" DEEP, STANDARD OUTSIDE DEPTH IS 11-3/4" DEEP. THE HINGED DOORS COME COMPLETE WITH LOCKS AND CLOSE AGAINST A CENTER PARTITION. THERE ARE 3-ADJUSTABLE SHELVES ON EITHER SIDE OF THE PARTITION.



## 400 SERIES

472 WINSOR



THE NEWEST MEMBER OF THE HALE BOOKCASE STABLE, THE 400 SERIES FEATURES FACE FRAME CONSTRUCTION. ALL OF THE FRONT FRAME IS SOLID WALNUT, OAK, BIRCH OR CHERRY. SHOWN HERE ARE TWO DIFFERENT TOP RAIL DESIGNS, TOP IMAGE BEING OUR WINDSOR AND BOTTOM THE MONARCH DESIGN. HARDWOOD VERTICAL STYLES ARE 1-5/8" WIDE WITH TWO DISTINCTIVE GROOVE ACCENTS FROM TOP TO BOTTOM. GRAND 3" WIDE PLINTH AND 2-1/4" WIDE TOP MOLDING COMPLETE THE STATELY APPEARANCE. DEPTHS CAN BE UP TO 16-3/4" DEEP AND SHELVES ARE 7/8" THICK, SOLID CORE WITH WALNUT, RED OAK OR BIRCH VENEER ADJUSTABLE SHELVING.

As with most of the Hale bookcases, this series can be modified to suit your needs by size or design.




448 MONARCH

Clean lines are created with a bull nose front edges on 1" thick panels including top, ends and 200 lb. rated solid wood adjustable shelves. Each bookcase is highlighted with precise top-to-end mitered joints and designed with no overhanging edges, allowing for back-to-back and end-to-end grouping. Available up to 24" deep and easily modified the

500 series can be equipped with doors, drawers, finished backs or as show, cubby inserts. Themix of solids and veneers delivers strength and value while real wood joinery is employed for years of solid use.

## 500 SERIES



560



572 WITH CUBBIE INSERT



## DOOR OPTIONS

Hale offers door installation options on the 200-500-1100 series bookcases in sliding door and hinged door style.

Both door styles offer glass or wood installation according to your customers needs. All bookcases over 48 inches high will have a pair of doors installed above and below a fixed shelf.

**Sliding Doors:** Choose between glass or wood veneered sliding doors in Walnut, Oak or Birch. Glass doors slide effortlessly on nylon wheels enclosed in the door shoe. Wood doors slide on glides that lock onto the track to prevent jumping. For a nominal fee, plunger locks may be installed in the metal door shoe on glass or wood doors.


**Hinged Doors:** For a more traditional cabinet look, the hinged door option is available. Made from solid wood, with stile and rail construction, the hinged door frame is offered with glass or wood inserts. Handcrafted and individually installed, the inset hinged door option is an attractive addition to any bookcase. Optional cam locks can be ordered as required.

PLEASE REFER TO ORDERING INSTRUCTION ON PAGE: 23





284 HG/G

272 H/W/W



1136 S/G

PLEASE INQUIRE FOR CUSTOM HINGED DOORS OVER 48" HIGH WITH A CENTER MULLION, FLAT PANEL WOOD DOORS, SPECIAL DOOR PULLS OR OTHER SPECIFIC REQUIREMENTS.



ANTIQUE NEW YORKER  
2 1/4" LONG

2. PULL  
ANTIQUE TRADITIONAL  
3" LONG

3. PULL  
TRADITIONAL BRIGHT  
3" LONG

4. KNOB  
MATCHING WOOD KNOB  
3/4" DIAMETER

5. KNOB  
ANTIQUE BRONZE  
3/4" DIAMETER

6. PULL  
OLD IRON  
1 3/8" ROUND

7. PULL  
POLISHED GOLD  
13/8" LONG

8. PULL  
BRUSHED NICKEL BAR  
5 5/16" LONG

9. PULL  
POLISHED CHROME C PULL  
3" LONG

10. PULL  
BLACK ARCHED PULL  
5" LONG

11. PULL  
BRUSHED NICKEL ARCHED PULL  
5" LONG

12. PULL  
BLACK TRADITIONAL  
4 5/16" LONG

13. PULL  
BRUSHED NICKEL TRADITIONAL  
3 11/16" LONG

14. KNOB  
BLACK CLASSIC  
1 1/4" LONG

15. KNOB  
BRUSHED NICKEL CLASSIC  
1 1/4" LONG



