



eko

price book

EFFECTIVE JAN 1, 2015

ALL PRODUCTS MADE IN USA

table of contents

GENERAL INFORMATION

TERMS AND CONDITIONS	1
COM/COL	3
FABRIC UPGRADES	4
SURFACE MATERIALS	5
SURFACE MATERIAL UPGRADES	6
EKO TEXTILE PROGRAM	7
ARC COM	
ARCHITEX	
CF STINSON	
DESIGN TEX	
KNOLL	
MAHARAM	
MOMENTUM	
ULTRAFABRICS	
HELVETIA LEATHER	
SPINNEYBECK LEATHER	

SWIVEL/CONFERENCE

MIK	8
MILO	10

GUEST

ARKETA	12
CAYMAN	14
POSH	16
ZOI	18

LOUNGE

BELLO	20
OAX	44
ENZO	48
G1	50
G1 TABLET	56
H@KR	60
HYPATE	70
HYPATE TABLET	82
MACHI	84
MACHI 2	88
MACHI TABLET	92
MACHI 2 TABLET	94
MOD	96
MOZZO	172
NIKO	212
NV SIMPLEX	216
NV	220
REED	222
STRATOS	226
STRATOS TABLET	236
SUTTON TABLET	238

LOUNGE TABLES

FUSE	240
KLASS	243
META	244
SYNTH	245

FORMS

COM FORM	246
CUSTOM FINISH FORM	247

terms and conditions

WARRANTY

EKO seating products are guaranteed to be free from defects in design, material, and workmanship, given normal use and proper care, for 10 years of single-shift service with the exceptions below. This warranty does not apply to components not manufactured by EKO including textiles, which are subject to the specific warranties of those manufacturers, if any. Textile (fabric, leather, vinyl, or any other covering material) suppliers do not guarantee their products for durability and color fastness, and nor does EKO. Casters, foam padding, mechanical and electrical components have a warranty of two years from the date of purchase. The EKO warranty does not apply to COM specified materials, damage caused by a carrier, or variation in wood finishes due to natural wood color variation. EKO cannot be held responsible for variations in fabric in dye lots from order to order. All fabric is carefully inspected when it is received, but a degree of variation in color should be expected. Repair or replacement of any defect covered by the EKO warranty will be made at no charge to the original purchaser during the warranty period. This warranty policy does not apply to defects resulting from negligence, misuse, alteration, improper cleaning, stains, or accidents. EKO's judgment will be final in all matters concerning the condition of the furniture, the cause or nature of the defect, and the necessity or manner of repair. This warranty applies to products sold to the original purchasers acquiring our products through authorized dealers, directly from EKO or from others specifically authorized to sell our products. Seating products intended for 24 hour usage or high traffic areas receive a warranty of 3 years from date of purchase.

CUSTOMER SATISFACTION

It is the primary goal of EKO and our team to ensure the complete satisfaction of our customers with our products and performance. If a problem arises with an EKO product after the expiration of the limited warranty period, EKO will exercise its best efforts to achieve the satisfaction of the customer in a manner that is fair to all concerned.

TERMS AND CONDITIONS

Net 30 days. All applicable sales taxes are extra. Distribution of this price list does not in itself constitute an offer to sell. Orders can be received only from authorized EKO dealers. Acceptance of any order and terms of sale may be established at the discretion of EKO. Deposits are required from new accounts as well as on large or special orders. EKO reserves the right to discontinue designs, or to change designs, construction, prices, or materials without notice.

ORDERING AND ORDER ACKNOWLEDGEMENTS

Please email all orders to sales@ekocontract.com. You will receive an order acknowledgement, with ship date or terms of purchase, within 24 hours of order notification. This email is for incoming orders only.

To make your purchase experience with EKO the best possible, make sure your purchase order is complete. Many times our products are not ordered complete. Orders with missing finish colors, laminate colors, incorrect pricing, and options not matching descriptions will be returned to clients and must be revised with corrections and resent to EKO before an order is placed. See product price list for ordering instructions and please double check your order prior to sending.

Each order will be acknowledged via email or fax. This acknowledgement is the final agreement between EKO and the customer, superseding all previous communications regarding the purchase order. Where there is a discrepancy on a purchase order between the product code and a description, EKO will make every effort to resolve the discrepancy, but will be ruled by the product code ordered. Please check all acknowledgements for accuracy, and advise EKO of any discrepancies with a purchase order.

If you have not received an order acknowledgement after 24 hours, please contact brandi@ekocontract.com for further assistance.

ADVANCE SHIP NOTICE

After shipment is made, each order will receive an Advance Ship Notice (ASN) via email or fax. You will receive a PDF of the signed bill of lading containing ship date, pro number, and carrier. Invoices are also sent along with the ASN. Hard copy invoices can be mailed upon request.

IN-GRADED FABRIC PROGRAM

EKO in conjunction with ArcCom, Architex, CF Stinson, DesignTex, Helvetia, Knoll, Maharam, Mayer, Momentum, Spinneybeck, and UltraFabrics offers their textiles in our online database for accurate in-graded pricing. To see textiles, refer to the supplier's website or binder. Lead-time for chairs upholstered with in-graded fabrics are subject to availability of the actual fabric selected. While these suppliers generally have a consistent record of filling orders promptly, there may be temporary conditions affecting availability. Furthermore, patterns from this group may be discontinued at any time. Fabric will be orientated on the product according to our best judgment, unless we are given specific instructions on the direction of the textile.

EKO CUSTOMER CARE HOURS

Please note customer care hours are:
8:30 AM to 5:00 PM EST Monday-Thursday
8:30 AM to 2:00 PM EST Friday
1.866.814.8EKO phone
1.615.676.4861 fax
brandi@ekocontract.com

CANCELLATION

A cancellation can be made only by expressed agreement with EKO. A cancellation fee will be incurred on all orders not cancelled within 48 hours after receipt. Fees are based on percentage of order completed, i.e. fabric ordered, shipping charges, etc.

DIMENSIONS

Dimensions are in inches and approximate, and subject to change without notice. Contact Customer Service if dimensions are critical.



866 814 8356

www.ekocontract.com

terms and conditions

BLANKET WRAPPING

EKO will blanket wrap seating orders at a customer's request. Please indicate on your purchase order and contact Customer Service. This option is available to onsite deliveries in full truckloads only and is an extra charge. Please contact customer service for quote.

STORAGE POLICY

We will store product at our warehouse for up to 3 days at no charge. Any order requiring storage beyond 3 days may be subject to a storage fee of 1% of the total net order. Order postponements must be received in writing at least 2 weeks prior to shipment.

STORAGE CHARGES

EKO reserves the right to assess a nominal storage charge if a customer does not accept shipment of an order within a week of the ship date.

CUSTOM CAPABILITIES

A portion of our business involve some type of custom work, and we invite our customers to make use of our capabilities. These include:

- 1) Customization of standard size products
- 2) Custom finishes

Custom orders require additional production lead times. Contact Customer Service for more information.

DAMAGED SHIPMENTS

All EKO product is carefully inspected, protected with well-engineered packaging. All shipments leave the factory in good condition. Do not refuse merchandise damaged in transit, as EKO is not responsible for damage to goods which occur in transit or storage. **It is the purchaser's responsibility to examine the goods upon receipt and to file any claims with the carrier.** Any damage or shortage should be noted on the bill of lading. The delivering carrier may not accept responsibility for shortages or damages if signed for "clear". Notification of concealed damage claims must be made to the delivering carrier within 5 days after delivery. All cartons must be available for inspection. Carrier liability ceases after 5 days and neither EKO, nor the carrier, will be responsible for concealed damages if shipments are left unopened.

RETURNS

No merchandise may be returned without EKO's prior written consent. In the event of an authorized return, a Return Merchandise Authorization (RMA) number will be issued, and a restocking charge will apply. Return transportation charges must be prepaid. Unauthorized returns will not be accepted and will be returned freight collect. All merchandise being returned must be properly packaged in its original or comparable replacement packaging to ensure protection of the product during handling and transportation. Returns on orders duplicated by the customer must be received in their original packaging to be accepted.

RETURN MERCHANDISE AUTHORIZATION

EKO's written authorization, in the form of a RMA number, must be obtained prior to incurring charges of any kind if EKO is expected to pay these charges. This includes authorization for field repairs and replacements, installation and delivery charges. EKO reserves the right to have its representative inspect product related to any request for such authorizations, prior to that authorization being provided. Deductions from invoices paid for any charges to EKO, without prior written authorization in the form of an RMA, will not be accepted. Digital photography may be required to complete the RMA process.

CARE AND MAINTENANCE

Wood Finishes

There are several steps that can be taken to protect and prolong the life and beauty of the finish. Dust only with a clean, dry cloth, going with the grain. Clean any marks with a damp cloth, using a small quantity of mild soap or detergent. Do not use any wax-based polish, spray or silicone. Eventually, a film will build up and discolor the top. Do not place your furniture in a position of permanent exposure to direct sunlight.

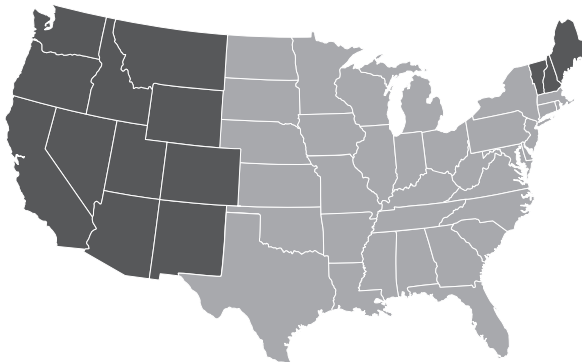
Fabric Upholstery

Professional upholstery cleaning is recommended.

FREIGHT PROGRAM

All shipments are F.O.B. factory and freight prepaid to one continental United States destination (excluding fuel surcharges.) EKO reserves the right to select the most appropriate F.O.B. point carrier, and routings on all shipments. Normal deliveries are "dock to dock" basis. No customer pick ups allowed without written authorization. All pricing shown includes freight prepaid for orders over \$8,000 list. You must add a \$225 net freight charge per order if list price is less than \$8,000.

The following states include freight prepaid for orders over \$12,000 list and a \$350 net charge for all orders below \$12,000 list: WA, OR, CA, NV, AZ, NM, CO, UT, ID, MT, WY, ME, VT, NH.



Note: If purchasing from any state located in the light area and shipping to any state located in the dark area, you must use the freight policy defined for the dark area described above. Example: Orders purchased in North Carolina and shipping to Nevada that are over \$12,000 list price qualify for free freight. Orders below the \$12,000 threshold must add a net freight charge of \$350 per order.

Additional charges: Residential delivery charge, inside delivery and installation services are not included in the pricing shown. These charges will be prepaid and added to the net invoice. *EKO reserves the right to apply freight surcharges at any time due to market conditions or other factors beyond EKO's control.*

COM MATERIAL

(See back section of price list for Required COM Form)

All upholstered items may be ordered using customer's own fabric or vinyl materials (COM). Prices listed under COL refer to customer's own leather.

Yardage requirements shown in the price list are based on non-directional 54" material. Please note, 54" wide rolls need to be 54" of usable material. The following conversion chart should be used to determine requirements when COM is 54" wide and has a repeat.

Repeat	Across Roll	Up the Roll	2 Way Repeat
1 - 5"	Add 10%	Add 15%	Add 15%
6 - 9"	Add 15%	Add 20%	Add 25%
10 - 13"	Add 20%	Add 25%	Add 30%
14 - 20"	Add 25%	Add 30%	Add 35%
21 - 27"	Add 30%	Add 35%	Add 40%
28 - 34"	Add 35%	Add 40%	Add 45%

These percentages are for estimating purposes only. Eko will not be held responsible for shortages on COM products. If you would like assistance, please see our website for fabric diagrams and email completed diagrams to Eko Customer Care (brandi@ekocontract.com). Eko will, at no charge, calculate the required yardage for your project and return within 24 hours.

There may be an upcharge above COM price for combination upholstery (two or more COM's) applied to the same chair. Please call factory and attach diagram of how to apply multiple fabrics and welt if applicable.

COM orders cannot be scheduled into production until the fabric has arrived and inspection is complete.

Send all COM materials freight paid to:

EKO
Attn: COM Department
145 Rymer Road, NE
Cleveland, TN 37323

To help us expedite your order, please email all COM tracking information to: lori@ekocontract.com

Clearly mark all materials with the following: dealer's name, EKO acknowledgement number, purchase order number, model number and quantity of item to be covered. Failure to provide your customer purchase order number along with COM will cause a delay in processing your order.

In today's market, some fabric's are "reversible", it is extremely important to send us a swatch of COM with the exposed side marked as such. On orders specifying COM/COL, please supply following: application instructions for striped/patterned or reversible fabrics. In the absence of special instruction, EKO reserves the right to use their own judgment and will apply the fabric in what is determined to be the best manner.

We reserve the right to reject any covering that, in our professional opinion, is unsuitable for upholstery purposes. EKO's approval signifies only that the material in question can be applied to the products for which intended. This approval does not constitute any responsibility nor any warranty on the part of EKO as to appearance, behavior or durability of COM.


EKO will not be responsible for, how an upholstery material wears in an installation setting. We will not be held responsible for wear, fading, stretching or performance of any covering materials whether supplied by the buyer or by our sources. Vinyl upholstery materials must be the expanded type reinforced with elastic backing. We shall not be held responsible for blemishes or platemarks, or differences in color or tone between covering material supplied and samples from which the choice was made. EKO cannot be held responsible for defects, color inaccuracies, dye lot variations and other such flaws. We inspect fabrics for mill imperfections, some are difficult to recognize.

COL LEATHER

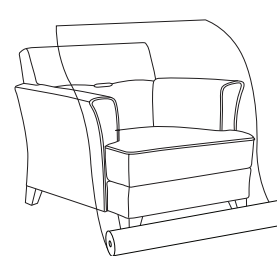
Published square footage for COL is based on hides measuring A minimum of 50 to 55 square feet. Half hides are not acceptable. On smaller hides, add 15 percent to the COL requirement. All square footage requirements are based on usable footage. The shape of the hide, excessive holes, cuts or other unusable imperfections may make it necessary for us to request more leather after COL is received. Due to variation in thickness of leather, it is important to send a 4" x 4" swatch for approval. EKO approval signifies only that such leather can be applied to the products intended. Such approval does not constitute any responsibility nor any warranty on the part of EKO as to appearance, behavior or durability of COL.

Note: Excess COM/COL will not be stored or returned unless very clearly indicated on purchase order.

CR
Cross the Roll
Railroaded



UR
Up the Roll



fabric upgrades

FIRE RETARDANCY REQUIREMENTS CALIFORNIA TECHNICAL BULLETIN 117 AND CALIFORNIA TECHNICAL BULLETIN 133

All standard upholstered seating and the resilient filling materials used in the manufacturing of all upholstered seating by EKO meet or exceed the flame requirements of State of California, Department of Consumer Affairs, Bureau of Home Furnishings and Thermal Insulation, Technical Bulletin 117 and National Fire Prevention Association Standard Method 261. Compliance with these requirements is indicated by the label attached to the seat bottom.

CAL 133 FOAM UPCHARGE

CAL 133 California Technical Bulletin 133 is a flammability test. EKO products, in combination with non-flammable fabrics can be manufactured to meet the requirements for certification to this test. A double upholstery method is used, incorporating a fire-retardant barrier that, in combination with fire retardant foam, fire retardants in wood finishes, and fabrics with some natural fiber content, may pass the CAL 133 fire test. An upcharge of \$60 list per yard of upholstery is applicable to incorporate the elements listed above. The application of this upcharge and the materials noted does not certify that the specific configuration of product and upholstery is tested and officially certified. If actual certification is required, a charge of \$500, plus the cost of the product to be tested, is applicable. The testing process requires at least several weeks of additional lead time. EKO assumes no responsibility for composite testing or the certification of specific configurations of product and upholstery to the CAL 133 flammability test. Some specific configurations of product and upholstery have been tested. Please contact Customer Service for more information.

MOISTURE BARRIER UPCHARGE

Moisture Barriers that are designed to prevent moisture from penetrating the foam and other filling materials are available on most items at an additional up-charge. Moisture barriers are applied between the upholstery cover and filling materials. The following up-charges apply to each surface on which the protective barrier may be applied.

Seat	\$45.00 List
Back	\$45.00 List
Arms	\$45.00 List (Per Arm)

MULTIPLE UPHOLSTERY COVER UPCHARGE

Most items can be manufactured with a combination of covers including: vinyl and fabric, leather and fabric, or contrasting fabrics. Multiple Cover Upholstery option should be clearly indicated on the customer's purchase order. Fabric diagrams are available online at www.ekocontract.com

There is an extra charge for Multiple Upholstery Cover Applications:

COM GRADE

Two Covers	\$100.00 List Per Line Item*
Three Covers	\$125.00 List Per Line Item*

1-8 GRADES


Use the higher of the 2 grades specified. If textiles are the same grade add the COM Grade upcharges above.

*Per Line Item

When ordering several units that are exactly the same model, color and application, add only \$100 list per line item. Example: 32041/53 2-Tone, Maharam Chime, Momentum Bravo, Diagram Attached – Qty. 6. (There would be a one-time charge of \$100 list for all 6 chairs.)

SAMPLE FABRIC DIAGRAM

Fabric diagrams are available online at www.ekocontract.com



Eko will not be held responsible for shortages on COM products. If you would like assistance, please see our website for fabric diagrams and email completed diagrams to Eko Customer Care (brandi@ekocontract.com). Eko will, at no charge, calculate the required yardage for your project and return within 24 hours.

WOOD FINISHES

10	NATURAL
11	MONTICELLO
12	HUNTINGTON
13	WILD CHERRY
14	VERSAILLES
16	CAFELLE
53	LIGHT MAPLE
31	CINNAMON CHERRY
24	IMPERIAL CHERRY
15	EMPIRE MAHOGANY
46	ROYAL MAHOGANY
69	BOURBON MAHOGANY
64	APPALACHIAN MAHOGANY
42	LIGHT WALNUT
38	HERITAGE WALNUT
20	TRADITIONAL WALNUT
57	EBONY WALNUT
72	BLACK (LOW SHEEN)

Wood is a natural product with inherent color variations that will never be fully mitigated by the finishing process. Please anticipate variation in colors within a single unit, from piece to piece, and from EKO wood finish samples. If a very close match is required, a sample must be provided with the order and an additional charge will apply. Exact color matches are not possible.

METAL PAINT COLORS

S	ALUMINUM
PC1	MILK GLOSS
PC2	CHARCOAL GLOSS
PC3	OATMEAL GLOSS
PC4	SILVER
PC5	CHROME
PC6	RAVEN

LAMINATE FINISHES

CLASSIC WOOD GRAIN LAMINATES

LW1	FUSION MAPLE
LW2	MONTICELLO MAPLE
LW3	HUNTINGTON MAPLE
LW4	WILD CHERRY
LW5	VERSAILLES ANIGRE
LW6	EMPIRE MAHOGANY
LW7	MONTANA WALNUT
LW8	CAFELLE

EVOLVING WOOD GRAIN LAMINATES

LEW1	MILLENNIUM OAK
LEW2	SMOKY BROWN PEAR
LEW3	OILED WALNUT
LEW4	ZEBRANO
LEW5	CHESTNUT WOODLINE
LEW6	DUNEWOOD

CLASSIC PATTERN LAMINATES

LP1	WHITE NEBULA
LP2	GREY NEBULA
LP3	GRAPHITE NEBULA
LP4	PEWTER MESH
LP5	GREY MESH
LP6	GILDED MESH
LP7	SHEER MESH
LP8	STEEL MESH

CORE SOLID COLOR LAMINATES

LS1	DOVER WHITE
LS2	PEARL
LS3	FOLKSTONE
LS4	PLATINUM
LS5	EARTH
LS6	CITADEL
LS7	GRAPHITE
LS8	BLACK



866 814 8356

www.ekcontract.com

surface material upgrades

CUSTOM WOOD FINISHES

(See back of price list for Required Custom Wood Finish Form)

Add 6% list to your order for special finishes, minimum charge is \$300 list per finish per order. (For example, on all orders up to \$5000 list an upcharge of \$300 list will apply, on orders \$5000 list and up add 6% list to order.) No upcharge for special finishes on orders exceeding \$50,000 list. For orders with special finishes, a sample that is a minimum 3" by 3" must be received with the order. Special finishes may add additional lead time to production schedules. Since wood is a natural product, some variations in grain, color and stain acceptance will occur. In our finishing processes, we try to minimize variations, but some variation between samples and finished goods should be anticipated. See back of price list for Required Custom Wood Finish Form.

OTHER LAMINATE SUPPLIERS

Most laminate suppliers stock a multitude of colors and patterns. The following laminates are acceptable for application on EKO products as they feature a matte finish. There is a 5 table minimum when using non-standard laminates not listed in our price list.

Nevamar: All laminates with "T" in the suffix (i.e., MR2002T)

Wilsonart: All laminates with "60" in the suffix (i.e., 4779-60)

Arborite: All laminates with "CA" in the suffix (i.e., 1531-CA)

Pionite: All laminates with "Suede" in the name (i.e., WW561 Suede)

Formica: All laminates with "58" in the suffix (i.e., 756-58)

Additional laminate codes may be acceptable for use on EKO furniture, however, they may be subject to an additional upcharge or extended lead time due to material complexity. High sheen laminates are not acceptable for application on EKO furniture due to their inherent nature of scratching and marring during the production process. Please contact EKO Customer Service for additional information.

eko textile collection

ONLINE EKO PROGRAM AT WWW.EKOCONTRACT.COM

EKO, in collaboration with our preferred textile suppliers, is proud to present an outstanding palette of colors and textures available for online review.

NEW ONLINE GRADE-IN DATABASE AT http://ekocontract.com/surface_materials_data.html

In addition, all of our graded partners: ArcCom, Architex, CF Stinson, DesignTex, Helvetia, Knoll, Maharam, Momentum, Spinneybeck, and UltraFabrics are available for search in our grade-in textile database. This database allows easy searching by manufacturer, name, color, category, or grade and provides instant price verification of textiles relative to the price list grade categories within the Eko price list.

CUE GRADE

Designer selected complimenting textiles and vinyls in basic color palettes provide a starting point with simple patterns and textures for everyday use. Affordable, durable and in stock, always. View our selection at: ekocontract.com/surfacematerials

CULP

For memo samples and availability contact Culp at 336.889.5161 or online at www.culpinc.com

CAMIRA

For memo samples and availability contact Camira at 317.484.0305 or online at www.camirafabrics.com/us

KNOLL

For memo samples and availability contact Knoll at 877.61.KNOLL or online at www.knolltextiles.com

MOMENTUM

For memo samples and availability contact Momentum at 800.366.6839 or online at www.themomgroup.com

MAHARAM

For memo samples and availability contact Maharam at 800.645.3943 or online at www.maharam.com

ULTRAFABRICS

For memo samples and availability contact UltraFabrics at 877.309.6648 or online at www.ultrafabrics.com

HELVETIA LEATHER

For memo samples and availability contact Helvetia at 828.325.0022 or online at www.helvetialeather.com

Grade C1

Basic

A top grain, lightly sanded leather highlighted by a pebble grain, Basis is an excellent value-priced leather that performs well in high traffic areas.

Grade C2

Fundamental

A quality semi-aniline top grain leather with a soft hand and a good drape. Fundamental is aniline dyed and finished with a durable, light finish highlighted with natural looking grain.

Grade C3

Hampton

Produced using superior European hides, Hampton is a very soft and supple lightly corrected leather with small natural embossed grain. An excellent leather value and preferred choice of upholstery clients and specifiers for applications in the office, hospitality and aircraft industries.



866 814 8356

www.ekocontract.com



PRODUCT SPECIFICATIONS

MIK BLENDS A THIN PROFILE AND CHANNEL STITCHING TO FORM A COMFORTABLE, PERFORMANCE DRIVEN COLLECTION WITH STYLISH FLARE AND FUNCTION FOR TODAY'S ACTIVE WORKSPACE ENVIRONMENTS. SOFTLY CONTOURED CUSHIONING ALLOWS FOR LASTING SUPPORT AND DAY-LONG COMFORT. KNEE TILT TECHNOLOGY LETS USERS LEAN BACK WITHOUT REDUCING LEG CIRCULATION. A PNEUMATIC LIFT, TILT TENSION, TILT LOCK, AND UPRIGHT POSITION LOCK PROMOTES CONTINUOUS BODY MOVEMENT. MIK COMES STANDARD WITH CHROME BASE. OPTIONS INCLUDE CHROME ARMS OR ARMLESS AND BASE WITH BLACK GLIDES.

MIK'S SUPERIOR CONSTRUCTION INCLUDES COMPOUND CURVED FURNITURE GRADE PLYWOOD SHELLS MOLDED TO SHAPE. TEXTILES ARE UPHOLSTERED OVER HIGH-DENSITY FIRE RETARDANT FOAM.

DESIGNED BY IDI.

MODEL	DESCRIPTION	FABRIC LIST PRICE							
		COM	CUE	2	3	4	5	6	7

MIK8	MID-BACK WITH ARMS	995	1,020	1,075	1,105	1,140	1,175	1,210	1,245	1,310
-------------	---------------------------	-----	-------	-------	-------	-------	-------	-------	-------	-------



USE FOR A VARIETY OF TASK AND CONFERENCING APPLICATIONS.

MECHANICAL FUNCTIONS

- KNEE TILT MECHANISM
- TILT TENSION CONTROL
- TILT LOCK
- PNEUMATIC LIFT
- SWIVELS 360°

STANDARD WITH B3 BASE AND CHROME ARMS WITH BLACK POLYURETHANE CAP

MIK7	MID-BACK ARMLESS	845	870	925	955	990	1,025	1,060	1,095	1,160
-------------	-------------------------	-----	-----	-----	-----	-----	-------	-------	-------	-------



USE FOR A VARIETY OF TASK AND CONFERENCING APPLICATIONS.

MECHANICAL FUNCTIONS

- KNEE TILT MECHANISM
- TILT TENSION CONTROL
- TILT LOCK
- PNEUMATIC LIFT
- SWIVELS 360°

STANDARD WITH B3 BASE

MIK6	LOW-BACK WITH ARMS	985	1,010	1,065	1,095	1,130	1,165	1,200	1,235	1,300
-------------	---------------------------	-----	-------	-------	-------	-------	-------	-------	-------	-------



USE FOR A VARIETY OF TASK AND CONFERENCING APPLICATIONS.

MECHANICAL FUNCTIONS

- KNEE TILT MECHANISM
- TILT TENSION CONTROL
- TILT LOCK
- PNEUMATIC LIFT
- SWIVELS 360°

STANDARD WITH B3 BASE AND CHROME ARMS WITH BLACK POLYURETHANE CAP

MIK5	LOW-BACK ARMLESS	835	860	915	945	980	1,015	1,050	1,085	1,150
-------------	-------------------------	-----	-----	-----	-----	-----	-------	-------	-------	-------



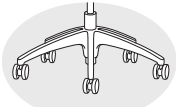
USE FOR A VARIETY OF TASK AND CONFERENCING APPLICATIONS.

MECHANICAL FUNCTIONS

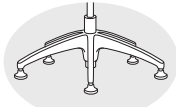
- KNEE TILT MECHANISM
- TILT TENSION CONTROL
- TILT LOCK
- PNEUMATIC LIFT
- SWIVELS 360°

STANDARD WITH B3 BASE

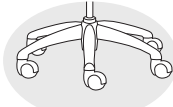
PRODUCT ORDERING OPTIONS



B3
CHROME BASE WITH
CHROME CASTERS AND
CHROME LIFT
(STANDARD)



C3
CHROME BASE
WITH BLACK GLIDES
(NO UPCHARGE)



HRNB
BLACK NYLON BASE
WITH BLACK CASTERS
(SUBTRACT \$80 LIST)



ARM CAPS
BLK BLACK POLY
WT WHITE POLY

TO ORDER, SPECIFY:

1. MODEL NUMBER
2. BASE OPTION
3. FABRIC

EXAMPLE

MIK8/C3/BLK/MAHARAM DART 017 SCRIBE

SC
SOFT CASTERS
OPTIONAL FOR USE ON
TILE OR HARD SURFACES
(ADD \$25 LIST)

LEATHER LIST PRICE

COL	C1	C2	C3	C4	C5	C6
	BASIC	FUNDAMENTAL	HAMPTON	VOLO	ANDES	VELLUTO PELLE

1,095 1,575 1,665 1,735 QUOTED UPON REQUEST

945 1,425 1,515 1,585 QUOTED UPON REQUEST

1,085 1,565 1,655 1,725 QUOTED UPON REQUEST

935 1,415 1,505 1,575 QUOTED UPON REQUEST

DIMENSIONS

FIGURES

YARDAGE REQUIREMENTS SHOWN
ARE BASED ON NON-DIRECTIONAL
54" TEXTILES. REFER TO PAGE 3
FOR HELP WITH TEXTILES WITH
REPEATS OR SEND AN EMAIL TO:
COM_HELP@EKOCONTRACT.COM

W	26.5	COM (YDS.)	2
D	24	COL (SQ. FT.)	40
H	35-37.5	WEIGHT (LBS.)	55
SW	22	CUBIC FEET	24
SD	18.25		
SH	18-21		
BH	17.5		
AH	9.5		

W	22	COM (YDS.)	2
D	24	COL (SQ. FT.)	40
H	35-37.5	WEIGHT (LBS.)	49
SW	22	CUBIC FEET	24
SD	18.25		
SH	17.25-22.5		
BH	17.5		

W	26.5	COM (YDS.)	2
D	24	COL (SQ. FT.)	40
H	34-36.5	WEIGHT (LBS.)	54
SW	22	CUBIC FEET	24
SD	18.25		
SH	18-21		
BH	15		
AH	9.5		

W	22	COM (YDS.)	2
D	24	COL (SQ. FT.)	40
H	34-36.5	WEIGHT (LBS.)	48
SW	22	CUBIC FEET	24
SD	18.25		
SH	17.25-22.5		
BH	15		

miło swivel



PRODUCT SPECIFICATIONS

MIŁO DELIVERS COMFORT, PERFORMANCE, AND FUNCTION TO TODAY'S BUSY WORK SPACES. SOFTLY CONTOURED VISCOELASTIC CUSHIONING ALLOWS FOR LASTING SUPPORT AND DAY-LONG COMFORT. KNEE TILT TECHNOLOGY LETS USERS LEAN BACK WITHOUT REDUCING LEG CIRCULATION. A PNEUMATIC LIFT, TILT TENSION, TILT LOCK, AND WATERFALL FRONT SEAT EDGE PROMOTES CONTINUOUS BODY MOVEMENT. OPTIONS INCLUDE POLYMER FIXED LOOP ARMS OR ADJUSTABLE T-ARMS AND HIGH RISE BASES IN BLACK RESIN OR CHROME.

MIŁO'S SUPERIOR CONSTRUCTION INCLUDES COMPOUND CURVED FURNITURE GRADE PLYWOOD SHELLS MOLDED TO SHAPE. TEXTILES ARE UPHOLSTERED OVER HIGH-DENSITY FIRE RETARDANT FOAM.

DESIGNED BY IDI.

MODEL

DESCRIPTION

FABRIC LIST PRICE

COM CUE 2 3 4 5 6 7 8

M4	HIGH-BACK SWIVEL	850	905	990	1,045	1,095	1,150	1,205	1,255	1,365
----	------------------	-----	-----	-----	-------	-------	-------	-------	-------	-------



USE FOR A VARIETY OF TASK
AND CONFERENCING APPLICATIONS.

MECHANICAL FUNCTIONS

- KNEE TILT MECHANISM
- TILT TENSION CONTROL
- TILT LOCK
- PNEUMATIC LIFT
- SWIVELS 360°

M2	MID-BACK SWIVEL	785	845	915	960	1,005	1,050	1,090	1,135	1,220
----	-----------------	-----	-----	-----	-----	-------	-------	-------	-------	-------

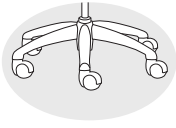


USE FOR A VARIETY OF TASK
AND CONFERENCING APPLICATIONS.

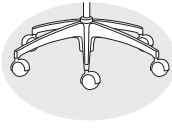
MECHANICAL FUNCTIONS

- KNEE TILT MECHANISM
- TILT TENSION CONTROL
- TILT LOCK
- PNEUMATIC LIFT
- SWIVELS 360°

PRODUCT ORDERING OPTIONS



B
BLACK RESIN BASE
(STANDARD)



B4
CHROME BASE
(ADD \$70 LIST)

SC
SOFT CASTERS
OPTIONAL FOR USE ON
TILE OR HARD SURFACES
(ADD \$25 LIST)

LEATHER LIST PRICE

COL	C1	C2	C3	C4	C5	C6
	BASIC	FUNDAMENTAL	HAMPTON	VOLO	ANDES	VELLUTO PELLE
950	1,435	1,530	1,595	QUOTED UPON REQUEST		

885	1,390	1,480	1,545	QUOTED UPON REQUEST		
-----	-------	-------	-------	---------------------	--	--

TO ORDER, SPECIFY:

1. MODEL NUMBER
2. BASE OPTION
3. FABRIC

EXAMPLE

M2/B/MAHARAM DART 017 SCRIBE

DIMENSIONS

W	26
D	28
H	44-48
SW	22
SD	20
SH	17-21
BH	26
AH	8

FIGURES

YARDAGE REQUIREMENTS SHOWN
ARE BASED ON NON-DIRECTIONAL
54" TEXTILES. REFER TO PAGE 3
FOR HELP WITH TEXTILES WITH
REPEATS OR SEND AN EMAIL TO:
COM_HELP@EKOCONTRACT.COM

COM (YDS.)	2.75
COL (SQ. FT.)	50
WEIGHT (LBS.)	58
CUBIC FEET	28

W	26	COM (YDS.)	2.25
D	28	COL (SQ. FT.)	45
H	40-44	WEIGHT (LBS.)	55
SW	22	CUBIC FEET	24
SD	20		
SH	17-21		
BH	22		
AH	8		

arketa guest



PRODUCT SPECIFICATIONS

ARKETA COMBINES CLEAN LINES WITH COMFORT AND STABILITY FOR A VERSATILE GO ANYWHERE GUEST CHAIR. THE OUTWARD ARC OF THE ARMS AND LEGS, AND COMFORTABLE FULL SCALE PROPORTIONS, MAKES THIS A COMPELLING FORM FOR TRANSITIONAL OR CONTEMPORARY ENVIRONMENTS. THREE BACK DESIGN OPTIONS: HORIZONTAL SLAT, HALF UPHOLSTERED, AND FULLY UPHOLSTERED, ENHANCE ARKETA'S DESIGN FLEXIBILITY.

ARKETA'S SUPERIOR CONSTRUCTION INCLUDES EUROPEAN BEECHWOOD FRAMES FEATURING MORTISE AND TENON JOINTS, CORNER BLOCKS WITH TONGUE AND GROOVE, AND SEAT RAILS SECURED WITH LAGBOLTS IN EACH CORNER BLOCK. TEXTILES ARE UPHOLSTERED OVER MOLDED PLYWOOD PANELS, HIGH-DENSITY FIRE RETARDANT FOAM, AND SYNTHETIC WEBBING.

DESIGNED BY JOHN STAFFORD/CHRIS CARTER.

FINISHES

- 10** NATURAL
- 11** MONTICELLO
- 12** HUNTINGTON
- 13** WILD CHERRY
- 14** VERSAILLES
- 16** CAFELLE
- 53** LIGHT MAPLE
- 31** CINNAMON CHERRY
- 24** IMPERIAL CHERRY
- 15** EMPIRE MAHOGANY
- 46** ROYAL MAHOGANY
- 69** BOURBON MAHOGANY
- 64** APPALACHIAN MAHOGANY
- 42** LIGHT WALNUT
- 38** HERITAGE WALNUT
- 20** TRADITIONAL WALNUT
- 57** EBONY WALNUT
- 72** BLACK (LOW SHEEN)

MODEL	DESCRIPTION	FABRIC LIST PRICE								
		COM	CUE	2	3	4	5	6	7	8
A1211	GUEST	975	990	1.005	1.015	1.025	1.035	1.045	1.055	1.075



A1221	GUEST	1,025	1,050	1,080	1,100	1,120	1,140	1,160	1,180	1,215
--------------	-------	-------	-------	-------	-------	-------	-------	-------	-------	-------



A1231	GUEST	1,175	1,215	1,260	1,290	1,320	1,350	1,380	1,405	1,460
--------------	-------	-------	-------	-------	-------	-------	-------	-------	-------	-------



TO ORDER, SPECIFY:

1. MODEL NUMBER
2. FINISH
3. FABRIC

EXAMPLE

A1211/53/MAHARAM SCRIBE 005 BLACK

LEATHER LIST PRICE

COL	C1	C2	C3	C4	C5	C6
	BASIC	FUNDAMENTAL	HAMPTON	VOLO	ANDES	VELLUTO PELLE

NA	NA	NA	NA	NA	NA	NA
----	----	----	----	----	----	----

NA	NA	NA	NA	NA	NA	NA
----	----	----	----	----	----	----

NA	NA	NA	NA	NA	NA	NA
----	----	----	----	----	----	----

DIMENSIONS

W	23.75
D	23
H	33.5
SW	20
SD	17
SH	18.5
BH	16.5
AH	8

W	23.75
D	23
H	33.5
SW	20
SD	17
SH	18.5
BH	16.5
AH	8

W	23.75
D	23
H	33.5
SW	20
SD	17
SH	18.5
BH	16.5
AH	8

FIGURES

YARDAGE REQUIREMENTS SHOWN
ARE BASED ON NON-DIRECTIONAL
54" TEXTILES. REFER TO PAGE 3
FOR HELP WITH TEXTILES WITH
REPEATS OR SEND AN EMAIL TO:
COM_HELP@EKOCONTRACT.COM

COM (YDS.)	1
COL (SQ. FT.)	10
WEIGHT (LBS.)	22
CUBIC FEET	14

COM (YDS.)	1
COL (SQ. FT.)	20
WEIGHT (LBS.)	23
CUBIC FEET	14

COM (YDS.)	1.5
COL (SQ. FT.)	30
WEIGHT (LBS.)	24
CUBIC FEET	14

cayman guest



PRODUCT SPECIFICATIONS

CAYMAN COMBINES AN ENTICING MIX OF MATERIALS TO CREATE A STREAMLINED, MODERN GUEST CHAIR THAT IS EXCEPTIONALLY COMFORTABLE AND STYLISH. FULLY UPHOLSTERED FLARED BACKS AND CURVED WATERFALL SEATS OFFER GENEROUS SUPPORT WHILE SEATED. TWO ARM OPTIONS: WOOD OR BLACK POLYURETHANE AND TWO FRAME COLORS: BLACK OR BRUSHED ALUMINUM ENHANCE CAYMAN'S DESIGN FLEXIBILITY FOR UTILITARIAN APPLICATIONS.

CAYMAN'S SUPERIOR CONSTRUCTION INCLUDES EUROPEAN BEECHWOOD ARMS AND METAL FRAMES. TEXTILES ARE UPHOLSTERED OVER MOLDED PLYWOOD PANELS, HIGH-DENSITY FIRE RETARDANT FOAM, AND SYNTHETIC WEBBING.

DESIGNED BY JOHN STAFFORD/CHRIS CARTER.

FINISHES

- 10 NATURAL
- 11 MONTICELLO
- 12 HUNTINGTON
- 13 WILD CHERRY
- 14 VERSAILLES
- 16 CAFELLE
- 53 LIGHT MAPLE
- 31 CINNAMON CHERRY
- 24 IMPERIAL CHERRY
- 15 EMPIRE MAHOGANY
- 46 ROYAL MAHOGANY
- 69 BOURBON MAHOGANY
- 64 APPALACHIAN MAHOGANY
- 42 LIGHT WALNUT
- 38 HERITAGE WALNUT
- 20 TRADITIONAL WALNUT
- 57 EBONY WALNUT
- 72 BLACK (LOW SHEEN)

MODEL

DESCRIPTION

FABRIC LIST PRICE

COM CUE 2 3 4 5 6 7 8

C1236	GUEST	1,015	1,075	1,140	1,180	1,220	1,260	1,300	1,340	1,420
-------	-------	-------	-------	-------	-------	-------	-------	-------	-------	-------




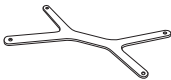
- MAPLE WOOD ARMS

C1235	GUEST	740	800	865	905	945	985	1,025	1,065	1,145
-------	-------	-----	-----	-----	-----	-----	-----	-------	-------	-------



- BLACK POLYURETHANE ARMS

CC	GANGING CONNECTOR	125
----	-------------------	-----



METAL PAINT COLORS

PC1 MILK GLOSS
PC2 CHARCOAL GLOSS
PC3 OATMEAL GLOSS
PC4 SILVER
PC5 CHROME
PC6 RAVEN

ADDITIONAL PRODUCT ORDERING OPTIONS

BG BUMPER GUARD
 OPTIONAL BUMPER GUARD IS PLACED ON
 TOP AND SIDES OF OUTER BACK.
 (ADD \$50 LIST PER SET)

TO ORDER, SPECIFY:

1. MODEL NUMBER
2. WOOD ARM FINISH
3. FRAME FINISH
3. FABRIC

EXAMPLE

C1236/53/S/MAHARAM
 SCRIBE 005 BLACK

LEATHER LIST PRICE

COL	C1	C2	C3	C4	C5	C6
	BASIC	FUNDAMENTAL	HAMPTON	VOLO	ANDES	VELLUTO PELLE

NA	NA	NA	NA	NA	NA	NA
----	----	----	----	----	----	----

NA	NA	NA	NA	NA	NA	NA
----	----	----	----	----	----	----

DIMENSIONS

FIGURES

YARDAGE REQUIREMENTS SHOWN
 ARE BASED ON NON-DIRECTIONAL
 54" TEXTILES. REFER TO PAGE 3
 FOR HELP WITH TEXTILES WITH
 REPEATS OR SEND AN EMAIL TO:
 COM_HELP@EKOCONTRACT.COM

W	25	COM (YDS.)	2
D	28	COL (SQ. FT.)	40
H	34	WEIGHT (LBS.)	30
SW	21	CUBIC FEET	19
SD	20		
SH	18		
BH	18.25		
AH	8		

W	25	COM (YDS.)	2
D	28	COL (SQ. FT.)	40
H	34	WEIGHT (LBS.)	30
SW	21	CUBIC FEET	19
SD	20		
SH	18		
BH	18.25		
AH	8		

posh guest



PRODUCT SPECIFICATIONS

POSH EMBODIES THOUGHTFUL DESIGN AND IMPECCABLE CRAFTSMANSHIP FOR A COMFORTABLE FULL SCALE GUEST CHAIR WITH REFRESHING REFINEMENT THAT IS SURE TO BECOME A CLASSIC IN TRANSITIONAL AND CONTEMPORARY ENVIRONMENTS. A GRACEFUL SCULPTED SOLID WOOD FRAME AND SIGNATURE ARC BACK SLATS AND OVAL CUT OUT, SHOWCASES THE BEAUTY OF EXCEPTIONAL DETAILING EXECUTED FLAWLESSLY.


POSH'S SUPERIOR CONSTRUCTION INCLUDES EUROPEAN BEECHWOOD FRAMES FEATURING MORTISE AND TENON JOINTS, CORNER BLOCKS WITH TONGUE AND GROOVE, AND SEAT RAILS SECURED WITH LAGBOLTS IN EACH CORNER BLOCK. TEXTILES ARE UPHOLSTERED OVER MOLDED PLYWOOD PANELS, HIGH-DENSITY FIRE RETARDANT FOAM, AND SYNTHETIC WEBBING.

DESIGNED BY JOHN STAFFORD/CHRIS CARTER.

FINISHES

- 10 NATURAL
- 11 MONTICELLO
- 12 HUNTINGTON
- 13 WILD CHERRY
- 14 VERSAILLES
- 16 CAFELLE
- 53 LIGHT MAPLE
- 31 CINNAMON CHERRY
- 24 IMPERIAL CHERRY
- 15 EMPIRE MAHOGANY
- 46 ROYAL MAHOGANY
- 69 BOURBON MAHOGANY
- 64 APPALACHIAN MAHOGANY
- 42 LIGHT WALNUT
- 38 HERITAGE WALNUT
- 20 TRADITIONAL WALNUT
- 57 EBONY WALNUT
- 72 BLACK (LOW SHEEN)

MODEL	DESCRIPTION	FABRIC LIST PRICE								
		COM	CUE	2	3	4	5	6	7	8
P1051	GUEST	1,115	1,150	1,190	1,210	1,235	1,260	1,285	1,305	1,355



TO ORDER, SPECIFY:

1. MODEL NUMBER
2. FINISH
3. FABRIC

EXAMPLE

P1051/53/MAHARAM DART 017 SCRIBE

LEATHER LIST PRICE

COL	C1	C2	C3	C4	C5	C6
	BASIC	FUNDAMENTAL	HAMPTON	VOLO	ANDES	VELLUTO PELLE
NA	NA	NA	NA	NA	NA	NA

DIMENSIONS

W	23
D	23.75
H	32.75
SW	20.25
SD	17
SH	18
BH	16.75
AH	7.5

FIGURES

YARDAGE REQUIREMENTS SHOWN
ARE BASED ON NON-DIRECTIONAL
54" TEXTILES. REFER TO PAGE 3
FOR HELP WITH TEXTILES WITH
REPEATS OR SEND AN EMAIL TO:
COM_HELP@EKOCONTRACT.COM

COM (YDS.)	1.25
COL (SQ. FT.)	25
WEIGHT (LBS.)	24
CUBIC FEET	14



PRODUCT SPECIFICATIONS

ZOI'S HORIZONTAL FORM AND STRIKING PROFILE IS FUSED TOGETHER WITH EXPERT DESIGN DETAILING TO CREATE A STUNNING AND CLASSIC GUEST SEATING COLLECTION WITH APPLICATION VERSATILITY. SOPHISTICATED CRAFTSMANSHIP IS EXPRESSED WITH THREE BACK OPTIONS THAT INCLUDE: WOOD WITH VERTICAL SLIT, FINISHED WOVEN CANE, OR HALF UPHOLSTERED.

ZOI'S SUPERIOR CONSTRUCTION INCLUDES EUROPEAN BEECHWOOD FRAMES FEATURING MORTISE AND TENON JOINTS, CORNER BLOCKS WITH TONGUE AND GROOVE, AND SEAT RAILS SECURED WITH LAGBOLTS IN EACH CORNER BLOCK. TEXTILES ARE UPHOLSTERED OVER MOLDED PLYWOOD PANELS, HIGH-DENSITY FIRE RETARDANT FOAM, AND SYNTHETIC WEBBING.

DESIGNED BY JOHN STAFFORD/CHRIS CARTER.

FINISHES

- 10 NATURAL
- 11 MONTICELLO
- 12 HUNTINGTON
- 13 WILD CHERRY
- 14 VERSAILLES
- 16 CAFELLE
- 53 LIGHT MAPLE
- 31 CINNAMON CHERRY
- 24 IMPERIAL CHERRY
- 15 EMPIRE MAHOGANY
- 46 ROYAL MAHOGANY
- 69 BOURBON MAHOGANY
- 64 APPALACHIAN MAHOGANY
- 42 LIGHT WALNUT
- 38 HERITAGE WALNUT
- 20 TRADITIONAL WALNUT
- 57 EBONY WALNUT
- 72 BLACK (LOW SHEEN)

MODEL	DESCRIPTION	FABRIC LIST PRICE								
		COM	CUE	2	3	4	5	6	7	8
Z1013	GUEST	825	855	885	905	925	945	965	985	1,025



• UPHOLSTERED BACK

TO ORDER, SPECIFY:

1. MODEL NUMBER
2. FINISH
3. FABRIC

EXAMPLE

Z1010/53/MAHARAM SCRIBE 005 BLACK

LEATHER LIST PRICE

COL	C1	C2	C3	C4	C5	C6
	BASIC	FUNDAMENTAL	HAMPTON	VOLO	ANDES	VELLUTO PELLE
NA	NA	NA	NA	NA	NA	NA

DIMENSIONS

W	23.25
D	23
H	32
SW	20.5
SD	18.5
SH	18
BH	16
AH	7.5

FIGURES

YARDAGE REQUIREMENTS SHOWN ARE BASED ON NON-DIRECTIONAL 54" TEXTILES. REFER TO PAGE 3 FOR HELP WITH TEXTILES WITH REPEATS OR SEND AN EMAIL TO: COM_HELP@EKOCONTRACT.COM

COM (YDS.)	1
COL (SQ. FT.)	20
WEIGHT (LBS.)	24
CUBIC FEET	14

bello modular lounge

STRAIGHT SEAT, METAL LEGS



PRODUCT SPECIFICATIONS

INSPIRED BY THE GEOMETRIC FREEDOM OF NATURAL CURVES, BELLO UNIFIES CONTEMPORARY FORMS TO CREATE ORGANIC FUNCTION IN OPEN PLAN LOUNGE ENVIRONMENTS. A VARIETY OF INTERCHANGEABLE COMPONENTS ARRANGE INTO STRIKING CONFIGURATIONS FOR CORPORATE, HEALTHCARE AND EDUCATIONAL LOUNGE AND COLLABORATIVE SPACES. A SLEEK EUROPEAN STYLE SATIN NICKEL LEG AND OPTIONAL TABLE ATTACHMENT COMPLETE THE BELLO COLLECTION. ARM, ARMLESS, BENCH, AND TABLE COMPONENTS DESIGNED IN 30-DEGREE AND 90-DEGREE INCREMENTS SATISFY THE REQUIREMENTS FOR VERSATILE SPACE PLANNING. CHOOSE CONTRASTING TEXTILES TO ADD INTEREST AND DEPTH. TABLE TOPS ARE AVAILABLE WITH WOOD OR LAMINATE TOPS.

BELLO LOUNGE'S SUPERIOR CONSTRUCTION INCLUDES SOLID HARDWOOD AND CNC CUT FURNITURE GRADE PLYWOOD FRAMES. JOINTS ARE CORNER BLOCKED, GLUED, AND FASTENED FOR DURABILITY. TEXTILES ARE HAND-TAILORED OVER 100% POLYURETHANE FOAM THAT MEETS CAL 117 STANDARDS. DOUBLE NEEDLE STITCHED SEWING TECHNIQUE WITH COLOR MATCHED THREAD ADDS EXTRA STRENGTH TO SEAMS AND STYLISH FLAIR.

DESIGNED BY IDI.

METAL PAINT COLORS

- S** STANDARD ALUMINUM
- PC1** MILK GLOSS
- PC2** CHARCOAL GLOSS
- PC3** OATMEAL GLOSS
- PC4** SILVER
- PC5** CHROME
- PC6** RAVEN

MODEL

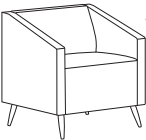
DESCRIPTION

FABRIC LIST PRICE

COM CUE 2 3 4 5 6 7 8

S2011 STRAIGHT SEAT CLUB CHAIR 1,200 1,320 1,460 1,545 1,635 1,725 1,810 1,895 2,070

- METAL LEGS
- TABLE NOT AVAILABLE



S2011R STRAIGHT SEAT RIGHT ARM 1,065 1,165 1,280 1,355 1,425 1,500 1,575 1,645 1,790

- METAL LEGS
- TABLE POLE AVAILABLE ON ARMLESS SIDE



S2011L STRAIGHT SEAT LEFT ARM 1,065 1,165 1,280 1,355 1,425 1,500 1,575 1,645 1,790

- METAL LEGS
- TABLE POLE AVAILABLE ON ARMLESS SIDE

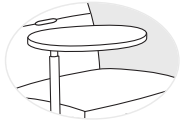


S2010 STRAIGHT SEAT ARMLESS 910 985 1,070 1,120 1,175 1,230 1,280 1,335 1,440

- METAL LEGS
- TABLE POLE AVAILABLE ON EITHER SIDE



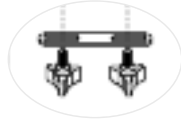
ADDITIONAL PRODUCT ORDERING OPTIONS



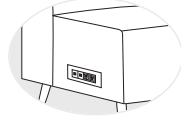
MAPLE VENEER TABLET POLE
150 LB. WEIGHT RATING (ADD \$435 LIST)
RIGHT HANDED POSITION **OPWR**
LEFT HANDED POSITION **OPWL**



BLACK LAMINATE TABLET POLE
150 LB. WEIGHT RATING (ADD \$380 LIST)
RIGHT HANDED POSITION **OPLR**
LEFT HANDED POSITION **OPLL**



GC BELLO GANGING CONNECTOR
OPTIONAL GANGING BRACKET SET INCLUDES 2 BRACKETS
AND 4-5/8" X 1" THREADED BLACK LOBE KNOBS.
(ADD \$50 LIST PER SET)



FLAT MOUNT POWER/DATA CENTER
FEATURING NEWLY ENGINEERED PATENTED WATER-PROOF OUTLETS.
CONSTRUCTED OF ANODIZED ALUMINUM AND LASER CUT STEEL.
CONTAINS 2 POWER OUTLETS, 2 ACTIVE USB PORTS AND 120-INCH POWER
CORD. SPECIFY LEFT OR RIGHT, AS SEATED.
FMPD/GWT GLOSS WHITE (ADD \$680 LIST)
FMPD/GBK GLOSS BLACK (ADD \$680 LIST)
BOTH LEFT AND RIGHT (ADD \$1,360 LIST)

LEATHER LIST PRICE

COL	C1	C2	C3	C4	C5	C6
	BASIC	FUNDAMENTAL	HAMPTON	VOLO	ANDES	VELLUTO PELLE

1,400 2,410 2,595 2,710 QUOTED UPON REQUEST

1,215 1,975 2,110 2,200 QUOTED UPON REQUEST

1,215 1,975 2,110 2,200 QUOTED UPON REQUEST

1,010 1,515 1,605 1,665 QUOTED UPON REQUEST

TO ORDER, SPECIFY:

1. MODEL NUMBER
2. METAL LEG FINISH
3. FABRIC

EXAMPLE

52010/S/MAHARAM DART 017 SCRIBE

DIMENSIONS

W 31
D 28
H 30
SW 23.5
SD 19.5
SH 19
BH 11
AH 5-12

FIGURES

YARDAGE REQUIREMENTS SHOWN
ARE BASED ON NON-DIRECTIONAL
54" TEXTILES. REFER TO PAGE 3
FOR HELP WITH TEXTILES WITH
REPEATS OR SEND AN EMAIL TO:
COM_HELP@EKOCONTRACT.COM

COM (YDS.) 4.5
COL (SQ. FT.) 81
WEIGHT (LBS.) 70
CUBIC FEET 24

W 27.5
D 28
H 30
SW 23.5
SD 19.5
SH 19
BH 11
AH 5-12

COM (YDS.) 3.75
COL (SQ. FT.) 68
WEIGHT (LBS.) 60
CUBIC FEET 24

W 27.5
D 28
H 30
SW 23.5
SD 19.5
SH 19
BH 11
AH 5-12

COM (YDS.) 3.75
COL (SQ. FT.) 68
WEIGHT (LBS.) 60
CUBIC FEET 24

W 24
D 28
H 30
SW 23.5
SD 19.5
SH 19
BH 11

COM (YDS.) 2.75
COL (SQ. FT.) 50
WEIGHT (LBS.) 50
CUBIC FEET 27

bello modular lounge

30 DEGREE INSIDE SEAT, METAL LEGS



PRODUCT SPECIFICATIONS

INSPIRED BY THE GEOMETRIC FREEDOM OF NATURAL CURVES, BELLO UNIFIES CONTEMPORARY FORMS TO CREATE ORGANIC FUNCTION IN OPEN PLAN LOUNGE ENVIRONMENTS. A VARIETY OF INTERCHANGEABLE COMPONENTS ARRANGE INTO STRIKING CONFIGURATIONS FOR CORPORATE, HEALTHCARE AND EDUCATIONAL LOUNGE AND COLLABORATIVE SPACES. A SLEEK EUROPEAN STYLE SATIN NICKEL LEG AND OPTIONAL TABLE ATTACHMENT COMPLETE THE BELLO COLLECTION. ARM, ARMLESS, BENCH, AND TABLE COMPONENTS DESIGNED IN 30-DEGREE AND 90-DEGREE INCREMENTS SATISFY THE REQUIREMENTS FOR VERSATILE SPACE PLANNING. CHOOSE CONTRASTING TEXTILES TO ADD INTEREST AND DEPTH. TABLE TOPS ARE AVAILABLE WITH WOOD OR LAMINATE TOPS.

BELLO LOUNGE'S SUPERIOR CONSTRUCTION INCLUDES SOLID HARDWOOD AND CNC CUT FURNITURE GRADE PLYWOOD FRAMES. JOINTS ARE CORNER BLOCKED, GLUED, AND FASTENED FOR DURABILITY. TEXTILES ARE HAND-TAILORED OVER 100% POLYURETHANE FOAM THAT MEETS CAL 117 STANDARDS. DOUBLE NEEDLE STITCHED SEWING TECHNIQUE WITH COLOR MATCHED THREAD ADDS EXTRA STRENGTH TO SEAMS AND STYLISH FLAIR.

DESIGNED BY IDI.

METAL PAINT COLORS

- S** STANDARD ALUMINUM
- PC1** MILK GLOSS
- PC2** CHARCOAL GLOSS
- PC3** OATMEAL GLOSS
- PC4** SILVER
- PC5** CHROME
- PC6** RAVEN

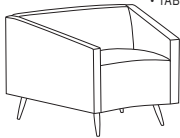
MODEL DESCRIPTION

FABRIC LIST PRICE

		COM	CUE	2	3	4	5	6	7	8
--	--	-----	-----	---	---	---	---	---	---	---

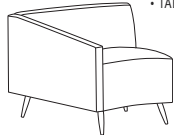
S2012	30° INSIDE SEAT CLUB CHAIR	1,275	1,435	1,625	1,740	1,855	1,970	2,090	2,205	2,435
--------------	-----------------------------------	-------	-------	-------	-------	-------	-------	-------	-------	-------

- METAL LEGS
- TABLE NOT AVAILABLE



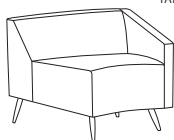
S2012R	30° INSIDE SEAT RIGHT ARM	1,105	1,240	1,395	1,490	1,590	1,685	1,780	1,880	2,075
---------------	----------------------------------	-------	-------	-------	-------	-------	-------	-------	-------	-------

- METAL LEGS
- TABLE POLE AVAILABLE ON ARMLESS SIDE




S2012L	30° INSIDE SEAT LEFT ARM	1,105	1,240	1,395	1,490	1,590	1,685	1,780	1,880	2,075
---------------	---------------------------------	-------	-------	-------	-------	-------	-------	-------	-------	-------

- METAL LEGS
- TABLE POLE AVAILABLE ON ARMLESS SIDE



S2020	30° INSIDE SEAT ARMLESS	1,005	1,100	1,210	1,275	1,345	1,410	1,480	1,550	1,685
--------------	--------------------------------	-------	-------	-------	-------	-------	-------	-------	-------	-------

- METAL LEGS
- TABLE POLE AVAILABLE ON EITHER SIDE



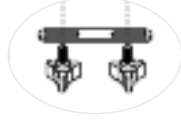
ADDITIONAL PRODUCT ORDERING OPTIONS



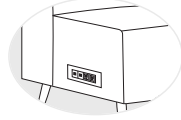
MAPLE VENEER TABLET POLE
150 LB. WEIGHT RATING (ADD \$435 LIST)
RIGHT HANDED POSITION **OPWR**
LEFT HANDED POSITION **OPWL**



BLACK LAMINATE TABLET POLE
150 LB. WEIGHT RATING (ADD \$380 LIST)
RIGHT HANDED POSITION **OPLR**
LEFT HANDED POSITION **OPLL**



GC BELLO GANGING CONNECTOR
OPTIONAL GANGING BRACKET SET INCLUDES 2 BRACKETS
AND 4-5/8" X 1" THREADED BLACK LOBE KNOBS.
(ADD \$50 LIST PER SET)



FLAT MOUNT POWER/DATA CENTER
FEATURING NEWLY ENGINEERED PATENTED WATER-PROOF OUTLETS.
CONSTRUCTED OF ANODIZED ALUMINUM AND LASER CUT STEEL.
CONTAINS 2 POWER OUTLETS, 2 ACTIVE USB PORTS AND 120-INCH POWER
CORD. SPECIFY LEFT OR RIGHT, AS SEATED.
FMPD/GWT GLOSS WHITE (ADD \$680 LIST)
FMPD/GBK GLOSS BLACK (ADD \$680 LIST)
BOTH LEFT AND RIGHT (ADD \$1,360 LIST)

LEATHER LIST PRICE

COL	C1	C2	C3	C4	C5	C6
	BASIC	FUNDAMENTAL	HAMPTON	VOLO	ANDES	VELLUTO PELLE

1,475 2,530 2,720 2,845 QUOTED UPON REQUEST

1,255 2,315 2,495 2,615 QUOTED UPON REQUEST

1,255 2,315 2,495 2,615 QUOTED UPON REQUEST

1,105 1,915 2,050 2,140 QUOTED UPON REQUEST

TO ORDER, SPECIFY:

1. MODEL NUMBER
2. METAL LEG FINISH
3. FABRIC

EXAMPLE

52010/S/MAHARAM DART 017 SCRIBE

DIMENSIONS

FIGURES

YARDAGE REQUIREMENTS SHOWN
ARE BASED ON NON-DIRECTIONAL
54" TEXTILES. REFER TO PAGE 3
FOR HELP WITH TEXTILES WITH
REPEATS OR SEND AN EMAIL TO:
COM_HELP@EKOCONTRACT.COM

W	29.5-44	COM (YDS.)	6
D	32.5	COL (SQ. FT.)	108
H	30	WEIGHT (LBS.)	75
SW	23.5-33.5	CUBIC FEET	26
SD	19.5		
SH	19		
BH	11		
AH	5-12		

W	26.5-41	COM (YDS.)	5
D	32.5	COL (SQ. FT.)	90
H	30	WEIGHT (LBS.)	65
SW	23.5-33.5	CUBIC FEET	26
SD	19.5		
SH	19		
BH	11		
AH	5-12		

W	26.5-41	COM (YDS.)	5
D	32.5	COL (SQ. FT.)	90
H	30	WEIGHT (LBS.)	65
SW	23.5-33.5	CUBIC FEET	26
SD	19.5		
SH	19		
BH	11		
AH	5-12		

W	23.5-7.5	COM (YDS.)	3.5
D	32.5	COL (SQ. FT.)	63
H	30	WEIGHT (LBS.)	55
SW	23.5-33.5	CUBIC FEET	26
SD	19.5		
SH	19		
BH	11		

bello modular lounge

30 DEGREE OUTSIDE SEAT, METAL LEGS



PRODUCT SPECIFICATIONS

INSPIRED BY THE GEOMETRIC FREEDOM OF NATURAL CURVES, BELLO UNIFIES CONTEMPORARY FORMS TO CREATE ORGANIC FUNCTION IN OPEN PLAN LOUNGE ENVIRONMENTS. A VARIETY OF INTERCHANGEABLE COMPONENTS ARRANGE INTO STRIKING CONFIGURATIONS FOR CORPORATE, HEALTHCARE AND EDUCATIONAL LOUNGE AND COLLABORATIVE SPACES. A SLEEK EUROPEAN STYLE SATIN NICKEL LEG AND OPTIONAL TABLE ATTACHMENT COMPLETE THE BELLO COLLECTION. ARM, ARMLESS, BENCH, AND TABLE COMPONENTS DESIGNED IN 30-DEGREE AND 90-DEGREE INCREMENTS SATISFY THE REQUIREMENTS FOR VERSATILE SPACE PLANNING. CHOOSE CONTRASTING TEXTILES TO ADD INTEREST AND DEPTH. TABLE TOPS ARE AVAILABLE WITH WOOD OR LAMINATE TOPS.

BELLO LOUNGE'S SUPERIOR CONSTRUCTION INCLUDES SOLID HARDWOOD AND CNC CUT FURNITURE GRADE PLYWOOD FRAMES. JOINTS ARE CORNER BLOCKED, GLUED, AND FASTENED FOR DURABILITY. TEXTILES ARE HAND-TAILORED OVER 100% POLYURETHANE FOAM THAT MEETS CAL 117 STANDARDS. DOUBLE NEEDLE STITCHED SEWING TECHNIQUE WITH COLOR MATCHED THREAD ADDS EXTRA STRENGTH TO SEAMS AND STYLISH FLAIR.

DESIGNED BY IDI.

METAL PAINT COLORS

- S** STANDARD ALUMINUM
- PC1** MILK GLOSS
- PC2** CHARCOAL GLOSS
- PC3** OATMEAL GLOSS
- PC4** SILVER
- PC5** CHROME
- PC6** RAVEN

MODEL

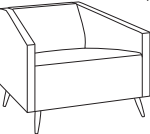
DESCRIPTION

FABRIC LIST PRICE

COM CUE 2 3 4 5 6 7 8


S2013 30° OUTSIDE SEAT CLUB CHAIR 1,275 1,395 1,560 1,660 1,765 1,865 1,965 2,070 2,275

- METAL LEGS
- TABLE NOT AVAILABLE



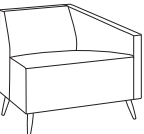
S2013R 30° OUTSIDE SEAT RIGHT ARM 1,105 1,185 1,325 1,415 1,500 1,585 1,675 1,760 1,935

- METAL LEGS
- TABLE POLE AVAILABLE ON ARMLESS SIDE



S2013L 30° OUTSIDE SEAT LEFT ARM 1,105 1,185 1,325 1,415 1,500 1,585 1,675 1,760 1,935

- METAL LEGS
- TABLE POLE AVAILABLE ON ARMLESS SIDE



S2030 30° OUTSIDE SEAT ARMLESS 1,005 1,095 1,195 1,255 1,320 1,385 1,445 1,510 1,635

- METAL LEGS
- TABLE POLE AVAILABLE ON EITHER SIDE



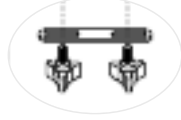
ADDITIONAL PRODUCT ORDERING OPTIONS



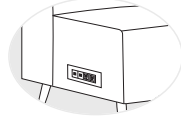
MAPLE VENEER TABLET POLE
150 LB. WEIGHT RATING (ADD \$435 LIST)
RIGHT HANDED POSITION **OPWR**
LEFT HANDED POSITION **OPWL**



BLACK LAMINATE TABLET POLE
150 LB. WEIGHT RATING (ADD \$380 LIST)
RIGHT HANDED POSITION **OPLR**
LEFT HANDED POSITION **OPLL**



GC BELLO GANGING CONNECTOR
OPTIONAL GANGING BRACKET SET INCLUDES 2 BRACKETS
AND 4-5/8" X 1" THREADED BLACK LOBE KNOBS.
(ADD \$50 LIST PER SET)



FLAT MOUNT POWER/DATA CENTER
FEATURING NEWLY ENGINEERED PATENTED WATER-PROOF OUTLETS.
CONSTRUCTED OF ANODIZED ALUMINUM AND LASER CUT STEEL.
CONTAINS 2 POWER OUTLETS, 2 ACTIVE USB PORTS AND 120-INCH POWER
CORD. SPECIFY LEFT OR RIGHT, AS SEATED.
FMPD/GWT GLOSS WHITE (ADD \$680 LIST)
FMPD/GBK GLOSS BLACK (ADD \$680 LIST)
BOTH LEFT AND RIGHT (ADD \$1,360 LIST)

LEATHER LIST PRICE

COL	C1	C2	C3	C4	C5	C6
	BASIC	FUNDAMENTAL	HAMPTON	VOLO	ANDES	VELLUTO PELLE

1,475 2,465 2,645 2,770 QUOTED UPON REQUEST

1,255 2,000 2,115 2,215 QUOTED UPON REQUEST

1,255 2,000 2,115 2,215 QUOTED UPON REQUEST

1,105 1,645 1,740 1,805 QUOTED UPON REQUEST

TO ORDER, SPECIFY:

1. MODEL NUMBER
2. METAL LEG FINISH
3. FABRIC

EXAMPLE

52010/S/MAHARAM DART 017 SCRIBE

DIMENSIONS

FIGURES

YARDAGE REQUIREMENTS SHOWN
ARE BASED ON NON-DIRECTIONAL
54" TEXTILES. REFER TO PAGE 3
FOR HELP WITH TEXTILES WITH
REPEATS OR SEND AN EMAIL TO:
COM_HELP@EKOCONTRACT.COM

W	44-29.5	COM (YDS.)	5.25
D	32.5	COL (SQ. FT.)	95
H	30	WEIGHT (LBS.)	75
SW	33.5-23.5	CUBIC FEET	26
SD	19.5		
SH	19		
BH	11		
AH	5-12		

W	41-26.5	COM (YDS.)	4.5
D	32.5	COL (SQ. FT.)	81
H	30	WEIGHT (LBS.)	65
SW	33.5-23.5	CUBIC FEET	26
SD	19.5		
SH	19		
BH	11		
AH	5-12		

W	41-26.5	COM (YDS.)	4.5
D	32.5	COL (SQ. FT.)	81
H	30	WEIGHT (LBS.)	65
SW	33.5-23.5	CUBIC FEET	26
SD	19.5		
SH	19		
BH	11		
AH	5-12		

W	37.5-23.5	COM (YDS.)	3.25
D	32.5	COL (SQ. FT.)	59
H	30	WEIGHT (LBS.)	55
SW	33.5-23.5	CUBIC FEET	26
SD	19.5		
SH	19		
BH	11		

bello modular lounge

PANEL COMPONENTS, METAL LEGS



PRODUCT SPECIFICATIONS

INSPIRED BY THE GEOMETRIC FREEDOM OF NATURAL CURVES, BELLO UNIFIES CONTEMPORARY FORMS TO CREATE ORGANIC FUNCTION IN OPEN PLAN LOUNGE ENVIRONMENTS. A VARIETY OF INTERCHANGEABLE COMPONENTS ARRANGE INTO STRIKING CONFIGURATIONS FOR CORPORATE, HEALTHCARE AND EDUCATIONAL LOUNGE AND COLLABORATIVE SPACES. A SLEEK EUROPEAN STYLE SATIN NICKEL LEG AND OPTIONAL TABLE ATTACHMENT COMPLETE THE BELLO COLLECTION. ARM, ARMLESS, BENCH, AND TABLE COMPONENTS DESIGNED IN 30-DEGREE AND 90-DEGREE INCREMENTS SATISFY THE REQUIREMENTS FOR VERSATILE SPACE PLANNING. CHOOSE CONTRASTING TEXTILES TO ADD INTEREST AND DEPTH. TABLE TOPS ARE AVAILABLE WITH WOOD OR LAMINATE TOPS.

BELLO LOUNGE'S SUPERIOR CONSTRUCTION INCLUDES SOLID HARDWOOD AND CNC CUT FURNITURE GRADE PLYWOOD FRAMES. JOINTS ARE CORNER BLOCKED, GLUED, AND FASTENED FOR DURABILITY. TEXTILES ARE HAND-TAILORED OVER 100% POLYURETHANE FOAM THAT MEETS CAL 117 STANDARDS. DOUBLE NEEDLE STITCHED SEWING TECHNIQUE WITH COLOR MATCHED THREAD ADDS EXTRA STRENGTH TO SEAMS AND STYLISH FLAIR.

DESIGNED BY IDI.

METAL PAINT COLORS


- S** STANDARD ALUMINUM
- PC1** MILK GLOSS
- PC2** CHARCOAL GLOSS
- PC3** OATMEAL GLOSS
- PC4** SILVER
- PC5** CHROME
- PC6** RAVEN

MODEL DESCRIPTION

FABRIC LIST PRICE


		COM	CUE	2	3	4	5	6	7	8
52120	30° INSIDE SEAT ARMLESS	1,380	1,515	1,725	1,850	1,985	2,110	2,245	2,375	2,635

- WITH PRIVACY
BACK PANEL
- METAL LEGS
 - TABLE POLE AVAILABLE ON EITHER SIDE




52130	30° OUTSIDE SEAT ARMLESS	1,350	1,475	1,640	1,740	1,845	1,950	2,050	2,155	2,360
--------------	---------------------------------	-------	-------	-------	-------	-------	-------	-------	-------	-------

- WITH PRIVACY
BACK PANEL
- METAL LEGS
 - TABLE POLE AVAILABLE ON EITHER SIDE

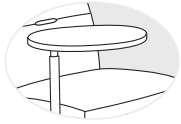


52110	STRAIGHT SEAT ARMLESS	1,195	1,240	1,350	1,420	1,480	1,550	1,620	1,690	1,830
--------------	------------------------------	-------	-------	-------	-------	-------	-------	-------	-------	-------

- WITH PRIVACY
BACK PANEL
- METAL LEGS
 - TABLE POLE AVAILABLE ON EITHER SIDE



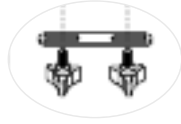
ADDITIONAL PRODUCT ORDERING OPTIONS



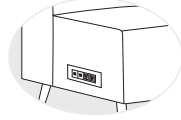
MAPLE VENEER TABLET POLE
150 LB. WEIGHT RATING (ADD \$435 LIST)
RIGHT HANDED POSITION **OPWR**
LEFT HANDED POSITION **OPWL**



BLACK LAMINATE TABLET POLE
150 LB. WEIGHT RATING (ADD \$380 LIST)
RIGHT HANDED POSITION **OPLR**
LEFT HANDED POSITION **OPLL**



GC BELLO GANGING CONNECTOR
OPTIONAL GANGING BRACKET SET INCLUDES 2 BRACKETS
AND 4-5/8" X 1" THREADED BLACK LOBE KNOBS.
(ADD \$50 LIST PER SET)



FLAT MOUNT POWER/DATA CENTER
FEATURING NEWLY ENGINEERED PATENTED WATER-PROOF OUTLETS.
CONSTRUCTED OF ANODIZED ALUMINUM AND LASER CUT STEEL.
CONTAINS 2 POWER OUTLETS, 2 ACTIVE USB PORTS AND 120-INCH POWER
CORD. SPECIFY LEFT OR RIGHT, AS SEATED.
FMPD/GWT GLOSS WHITE (ADD \$680 LIST)
FMPD/GBK GLOSS BLACK (ADD \$680 LIST)
BOTH LEFT AND RIGHT (ADD \$1,360 LIST)

LEATHER LIST PRICE

COL	C1	C2	C3	C4	C5	C6
	BASIC	FUNDAMENTAL	HAMPTON	VOLO	ANDES	VELLUTO PELLE

1,775 2,990 3,250 3,465 QUOTED UPON REQUEST

1,640 2,450 2,625 2,770 QUOTED UPON REQUEST

1,350 1,960 2,100 2,230 QUOTED UPON REQUEST

TO ORDER, SPECIFY:

1. MODEL NUMBER
2. METAL LEG FINISH
3. FABRIC

EXAMPLE

52010/S/MAHARAM DART 017 SCRIBE

DIMENSIONS

FIGURES

YARDAGE REQUIREMENTS SHOWN
ARE BASED ON NON-DIRECTIONAL
54" TEXTILES. REFER TO PAGE 3
FOR HELP WITH TEXTILES WITH
REPEATS OR SEND AN EMAIL TO:
COM_HELP@EKOCONTRACT.COM

W	23.5-37.5	COM (YDS.)	3.5
D	32.5	COL (SQ. FT.)	63
H	30	COM (YDS.)	2.75 PANEL
SW	23.5-33.5	WEIGHT (LBS.)	70
SD	19.5	CUBIC FEET	30
SH	19		
BH	11		
PANEL H	52.5		

W	37.5-23.5	COM (YDS.)	3.25
D	32.5	COL (SQ. FT.)	59
H	30	COM (YDS.)	1.5 PANEL
SW	33.5-23.5	WEIGHT (LBS.)	70
SD	19.5	CUBIC FEET	30
SH	19		
BH	11		
PANEL H	52.5		

W	24	COM (YDS.)	2.75
D	28	COL (SQ. FT.)	50
H	30	COM (YDS.)	1.75 PANEL
SW	23.5	WEIGHT (LBS.)	65
SD	19.5	CUBIC FEET	28
SH	19		
BH	11		
PANEL H	52.5		

bello modular lounge

BENCHES, METAL LEGS



PRODUCT SPECIFICATIONS

INSPIRED BY THE GEOMETRIC FREEDOM OF NATURAL CURVES, BELLO UNIFIES CONTEMPORARY FORMS TO CREATE ORGANIC FUNCTION IN OPEN PLAN LOUNGE ENVIRONMENTS. A VARIETY OF INTERCHANGEABLE COMPONENTS ARRANGE INTO STRIKING CONFIGURATIONS FOR CORPORATE, HEALTHCARE AND EDUCATIONAL LOUNGE AND COLLABORATIVE SPACES. A SLEEK EUROPEAN STYLE SATIN NICKEL LEG AND OPTIONAL TABLE ATTACHMENT COMPLETE THE BELLO COLLECTION. ARM, ARMLESS, BENCH, AND TABLE COMPONENTS DESIGNED IN 30-DEGREE AND 90-DEGREE INCREMENTS SATISFY THE REQUIREMENTS FOR VERSATILE SPACE PLANNING. CHOOSE CONTRASTING TEXTILES TO ADD INTEREST AND DEPTH. TABLE TOPS ARE AVAILABLE WITH WOOD OR LAMINATE TOPS.

BELLO LOUNGE'S SUPERIOR CONSTRUCTION INCLUDES SOLID HARDWOOD AND CNC CUT FURNITURE GRADE PLYWOOD FRAMES. JOINTS ARE CORNER BLOCKED, GLUED, AND FASTENED FOR DURABILITY. TEXTILES ARE HAND-TAILORED OVER 100% POLYURETHANE FOAM THAT MEETS CAL 117 STANDARDS. DOUBLE NEEDLE STITCHED SEWING TECHNIQUE WITH COLOR MATCHED THREAD ADDS EXTRA STRENGTH TO SEAMS AND STYLISH FLAIR.

DESIGNED BY IDI.

METAL PAINT COLORS

S	STANDARD ALUMINUM
PC1	MILK GLOSS
PC2	CHARCOAL GLOSS
PC3	OATMEAL GLOSS
PC4	SILVER
PC5	CHROME
PC6	RAVEN

MODEL DESCRIPTION

FABRIC LIST PRICE

		COM	CUE	2	3	4	5	6	7	8
S2014	STRAIGHT BENCH	715	760	815	850	885	915	950	985	1,055

- METAL LEGS
- TABLE POLE AVAILABLE ON EITHER SIDE

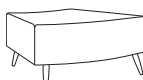


S2015-IT	30° INSIDE TURN BENCH	775	835	905	950	995	1,040	1,080	1,125	1,215
S2015-OT	30° OUTSIDE TURN BENCH	775	835	905	950	995	1,040	1,080	1,125	1,215

- METAL LEGS
- TABLE POLE AVAILABLE ON EITHER SIDE



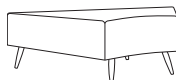
INSIDE



OUTSIDE

S2016-IT	90° INSIDE TURN BENCH	915	995	1,090	1,150	1,205	1,265	1,320	1,380	1,495
S2016-OT	90° OUTSIDE TURN BENCH	915	995	1,090	1,150	1,205	1,265	1,320	1,380	1,495

- METAL LEGS
- TABLE POLE AVAILABLE ON EITHER SIDE



INSIDE



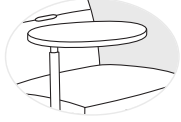
OUTSIDE

S2040	ROUND OTTOMAN	790	850	920	965	1,005	1,050	1,095	1,140	1,225
--------------	----------------------	-----	-----	-----	-----	-------	-------	-------	-------	-------

- METAL LEGS



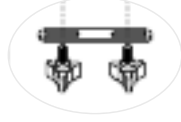
ADDITIONAL PRODUCT ORDERING OPTIONS



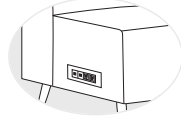
MAPLE VENEER TABLET POLE
150 LB. WEIGHT RATING (ADD \$435 LIST)
RIGHT HANDED POSITION **OPWR**
LEFT HANDED POSITION **OPWL**



BLACK LAMINATE TABLET POLE
150 LB. WEIGHT RATING (ADD \$380 LIST)
RIGHT HANDED POSITION **OPLR**
LEFT HANDED POSITION **OPLL**



GC BELLO GANGING CONNECTOR
OPTIONAL GANGING BRACKET SET INCLUDES 2 BRACKETS
AND 4-5/8" X 1" THREADED BLACK LOBE KNOBS.
(ADD \$50 LIST PER SET)



FLAT MOUNT POWER/DATA CENTER
FEATURING NEWLY ENGINEERED PATENTED WATER-PROOF OUTLETS.
CONSTRUCTED OF ANODIZED ALUMINUM AND LASER CUT STEEL.
CONTAINS 2 POWER OUTLETS, 2 ACTIVE USB PORTS AND 120-INCH POWER
CORD. SPECIFY LEFT OR RIGHT, AS SEATED.
FMPD/GWT GLOSS WHITE (ADD \$680 LIST)
FMPD/GBK GLOSS BLACK (ADD \$680 LIST)
BOTH LEFT AND RIGHT (ADD \$1,360 LIST)

LEATHER LIST PRICE

COL	C1	C2	C3	C4	C5	C6
	BASIC	FUNDAMENTAL	HAMPTON	VOLO	ANDES	VELLUTO PELLE

765 1,320 1,410 1,470 QUOTED UPON REQUEST

875 1,380 1,470 1,535 QUOTED UPON REQUEST

875 1,380 1,470 1,535 QUOTED UPON REQUEST

1,015 1,545 1,635 1,700 QUOTED UPON REQUEST

1,015 1,545 1,635 1,700 QUOTED UPON REQUEST

890 1,395 1,485 1,545 QUOTED UPON REQUEST

TO ORDER, SPECIFY:

1. MODEL NUMBER
2. METAL LEG FINISH
3. FABRIC

EXAMPLE

52010/S/MAHARAM DART 017 SCRIBE

DIMENSIONS

FIGURES

YARDAGE REQUIREMENTS SHOWN
ARE BASED ON NON-DIRECTIONAL
54" TEXTILES. REFER TO PAGE 3
FOR HELP WITH TEXTILES WITH
REPEATS OR SEND AN EMAIL TO:
COM_HELP@EKOCONTRACT.COM

W	24.5	COM (YDS.)	1.75
D	29	COL (SQ. FT.)	32
H	18	WEIGHT (LBS.)	25
		CUBIC FEET	10

W	24.75-38	COM (YDS.)	2.25
D	29	COL (SQ. FT.)	41
H	18	WEIGHT (LBS.)	30
		CUBIC FEET	12

W	24.25-62	COM (YDS.)	3
D	30.5	COL (SQ. FT.)	54
H	18	WEIGHT (LBS.)	40
		CUBIC FEET	16

W	30	COM (YDS.)	2.25
D	30	COL (SQ. FT.)	41
H	19	WEIGHT (LBS.)	25
		CUBIC FEET	10

bello modular lounge

TABLES, METAL LEGS



PRODUCT SPECIFICATIONS

INSPIRED BY THE GEOMETRIC FREEDOM OF NATURAL CURVES, BELLO UNIFIES CONTEMPORARY FORMS TO CREATE ORGANIC FUNCTION IN OPEN PLAN LOUNGE ENVIRONMENTS. A VARIETY OF INTERCHANGEABLE COMPONENTS ARRANGE INTO STRIKING CONFIGURATIONS FOR CORPORATE, HEALTHCARE AND EDUCATIONAL LOUNGE AND COLLABORATIVE SPACES. A SLEEK EUROPEAN STYLE SATIN NICKEL LEG AND OPTIONAL TABLE ATTACHMENT COMPLETE THE BELLO COLLECTION. ARM, ARMLESS, BENCH, AND TABLE COMPONENTS DESIGNED IN 30-DEGREE AND 90-DEGREE INCREMENTS SATISFY THE REQUIREMENTS FOR VERSATILE SPACE PLANNING. CHOOSE CONTRASTING TEXTILES TO ADD INTEREST AND DEPTH. TABLE TOPS ARE AVAILABLE WITH WOOD OR LAMINATE TOPS.

BELLO LOUNGE'S SUPERIOR CONSTRUCTION INCLUDES SOLID HARDWOOD AND CNC CUT FURNITURE GRADE PLYWOOD FRAMES. JOINTS ARE CORNER BLOCKED, GLUED, AND FASTENED FOR DURABILITY. TEXTILES ARE HAND-TAILORED OVER 100% POLYURETHANE FOAM THAT MEETS CAL 117 STANDARDS. DOUBLE NEEDLE STITCHED SEWING TECHNIQUE WITH COLOR MATCHED THREAD ADDS EXTRA STRENGTH TO SEAMS AND STYLISH FLAIR.

DESIGNED BY IDI.

FINISHES

- 10 NATURAL
- 11 MONTICELLO
- 12 HUNTINGTON
- 13 WILD CHERRY
- 14 VERSAILLES
- 16 CAFELLE
- 53 LIGHT MAPLE
- 31 CINNAMON CHERRY
- 24 IMPERIAL CHERRY
- 15 EMPIRE MAHOGANY
- 46 ROYAL MAHOGANY
- 69 BOURBON MAHOGANY
- 64 APPALACHIAN MAHOGANY
- 42 LIGHT WALNUT
- 38 HERITAGE WALNUT
- 20 TRADITIONAL WALNUT
- 57 EBONY WALNUT
- 72 BLACK (LOW SHEEN)

MODEL DESCRIPTION

FABRIC LIST PRICE

COM CUE 2 3 4 5 6 7 8

52017	STRAIGHT TABLE [VENEER TOP]	1,065	1,090	1,120	1,140	1,160	1,180	1,200	1,220	1,255
	STRAIGHT TABLE [LAMINATE TOP]	965	990	1,020	1,040	1,060	1,080	1,100	1,120	1,155

- METAL LEGS
- VENEER OR LAMINATE TOP

SEE SURFACE MATERIALS PAGE FOR STANDARD LAMINATE OPTIONS.



52018	30° TABLE [VENEER TOP]	1,145	1,170	1,205	1,225	1,240	1,260	1,280	1,300	1,340
	30° TABLE [LAMINATE TOP]	1,045	1,070	1,105	1,125	1,140	1,160	1,180	1,200	1,240

- METAL LEGS
- VENEER OR LAMINATE TOP

SEE SURFACE MATERIALS PAGE FOR STANDARD LAMINATE OPTIONS.



52019	90° TABLE [VENEER TOP]	1,545	1,595	1,660	1,700	1,740	1,780	1,820	1,860	1,930
	90° TABLE [LAMINATE TOP]	1,445	1,495	1,560	1,600	1,640	1,680	1,720	1,760	1,830

- METAL LEGS
- VENEER OR LAMINATE TOP

SEE SURFACE MATERIALS PAGE FOR STANDARD LAMINATE OPTIONS.



52041	ROUND TABLE [VENEER TOP]	890	950	1,020	1,065	1,105	1,150	1,195	1,240	1,325
	ROUND TABLE [LAMINATE TOP]	790	850	920	965	1,005	1,050	1,095	1,140	1,225

- METAL LEGS
- VENEER OR LAMINATE TOP

SEE SURFACE MATERIALS PAGE FOR STANDARD LAMINATE OPTIONS.



52042	LARGE ROUND TABLE [VENEER TOP]	1,290	1,350	1,420	1,465	1,505	1,550	1,595	1,640	1,725
	LARGE ROUND TABLE [LAMINATE TOP]	1,190	1,250	1,320	1,365	1,405	1,450	1,495	1,540	1,625

- METAL LEGS
- VENEER OR LAMINATE TOP

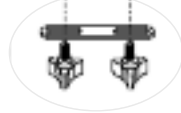
SEE SURFACE MATERIALS PAGE FOR STANDARD LAMINATE OPTIONS.



METAL PAINT COLORS

- S** STANDARD ALUMINUM
- PC1** MILK GLOSS
- PC2** CHARCOAL GLOSS
- PC3** OATMEAL GLOSS
- PC4** SILVER
- PC5** CHROME
- PC6** RAVEN

ADDITIONAL PRODUCT ORDERING OPTIONS



GC BELLO GANGING CONNECTOR

OPTIONAL GANGING BRACKET SET INCLUDES 2 BRACKETS AND 4-5/8" X 1" THREADED BLACK LOBE KNOBS. (ADD \$50 LIST PER SET)



FLAT MOUNT POWER/DATA CENTER

FEATURING NEWLY ENGINEERED PATENTED WATER-PROOF OUTLETS. CONSTRUCTED OF ANODIZED ALUMINUM AND LASER CUT STEEL. CONTAINS 2 POWER OUTLETS, 2 ACTIVE USB PORTS AND 120-INCH POWER CORD. SPECIFY LEFT OR RIGHT, AS SEATED.
FMPD/GWT GLOSS WHITE (ADD \$680 LIST)
FMPD/GBK GLOSS BLACK (ADD \$680 LIST)
BOTH LEFT AND RIGHT (ADD \$1,360 LIST)

TO ORDER, SPECIFY:

1. MODEL NUMBER
2. METAL LEG FINISH
3. VENEER OR LAMINATE TOP FINISH
4. FABRIC

EXAMPLE

52010/S/53/MAHARAM DART 017 SCRIBE

LEATHER LIST PRICE

COL	C1	C2	C3	C4	C5	C6
	BASIC	FUNDAMENTAL	HAMPTON	VOLO	ANDES	VELLUTO PELLE

1,115 1,365 1,410 1,440 QUOTED UPON REQUEST

1,015 1,265 1,310 1,340 QUOTED UPON REQUEST

1,245 1,460 1,505 1,545 QUOTED UPON REQUEST

1,145 1,360 1,405 1,445 QUOTED UPON REQUEST

1,695 1,960 2,025 2,065 QUOTED UPON REQUEST

1,595 1,860 1,925 1,965 QUOTED UPON REQUEST

990 1,495 1,585 1,645 QUOTED UPON REQUEST

890 1,395 1,485 1,545 QUOTED UPON REQUEST

1,390 1,895 1,985 2,045 QUOTED UPON REQUEST

1,290 1,795 1,885 1,945 QUOTED UPON REQUEST

DIMENSIONS

W 23
D 27
H 15.75

W 17-30
D 27
H 15.75

W 18.25-53
D 29
H 15.75

W 30
D 30
H 14

W 46.5
D 46.5
H 14

FIGURES

YARDAGE REQUIREMENTS SHOWN ARE BASED ON NON-DIRECTIONAL 54" TEXTILES. REFER TO PAGE 3 FOR HELP WITH TEXTILES WITH REPEATS OR SEND AN EMAIL TO: COM_HELP@EKOCONTRACT.COM

COM (YDS.) 1
COL (SQ. FT.) 18
WEIGHT (LBS.) 30
CUBIC FEET 10

COM (YDS.) 1
COL (SQ. FT.) 18
WEIGHT (LBS.) 37
CUBIC FEET 12

COM (YDS.) 2
COL (SQ. FT.) 36
WEIGHT (LBS.) 50
CUBIC FEET 16

COM (YDS.) 1
COL (SQ. FT.) 18
WEIGHT (LBS.) 35
CUBIC FEET 10

COM (YDS.) 1.5
COL (SQ. FT.) 27
WEIGHT (LBS.) 45
CUBIC FEET 13

bello modular lounge

STRAIGHT SEAT, WOOD LEGS



PRODUCT SPECIFICATIONS

INSPIRED BY THE GEOMETRIC FREEDOM OF NATURAL CURVES, BELLO UNIFIES CONTEMPORARY FORMS TO CREATE ORGANIC FUNCTION IN OPEN PLAN LOUNGE ENVIRONMENTS. A VARIETY OF INTERCHANGEABLE COMPONENTS ARRANGE INTO STRIKING CONFIGURATIONS FOR CORPORATE, HEALTHCARE AND EDUCATIONAL LOUNGE AND COLLABORATIVE SPACES. A SLEEK EUROPEAN STYLE SATIN NICKEL LEG AND OPTIONAL TABLE ATTACHMENT COMPLETE THE BELLO COLLECTION. ARM, ARMLESS, BENCH, AND TABLE COMPONENTS DESIGNED IN 30-DEGREE AND 90-DEGREE INCREMENTS SATISFY THE REQUIREMENTS FOR VERSATILE SPACE PLANNING. CHOOSE CONTRASTING TEXTILES TO ADD INTEREST AND DEPTH. TABLE TOPS ARE AVAILABLE WITH WOOD OR LAMINATE TOPS.

BELLO LOUNGE'S SUPERIOR CONSTRUCTION INCLUDES SOLID HARDWOOD AND CNC CUT FURNITURE GRADE PLYWOOD FRAMES. JOINTS ARE CORNER BLOCKED, GLUED, AND FASTENED FOR DURABILITY. TEXTILES ARE HAND-TAILORED OVER 100% POLYURETHANE FOAM THAT MEETS CAL 117 STANDARDS. DOUBLE NEEDLE STITCHED SEWING TECHNIQUE WITH COLOR MATCHED THREAD ADDS EXTRA STRENGTH TO SEAMS AND STYLISH FLAIR.

DESIGNED BY IDI.

FINISHES

- 10 NATURAL
- 11 MONTICELLO
- 12 HUNTINGTON
- 13 WILD CHERRY
- 14 VERSAILLES
- 16 CAFELLE
- 53 LIGHT MAPLE
- 31 CINNAMON CHERRY
- 24 IMPERIAL CHERRY
- 15 EMPIRE MAHOGANY
- 46 ROYAL MAHOGANY
- 69 BOURBON MAHOGANY
- 64 APPALACHIAN MAHOGANY
- 42 LIGHT WALNUT
- 38 HERITAGE WALNUT
- 20 TRADITIONAL WALNUT
- 57 EBONY WALNUT
- 72 BLACK (LOW SHEEN)

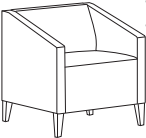
MODEL DESCRIPTION

FABRIC LIST PRICE

COM CUE 2 3 4 5 6 7 8


53011 STRAIGHT SEAT CLUB CHAIR 1,200 1,320 1,460 1,545 1,635 1,725 1,810 1,895 2,070

- WOOD LEGS
- TABLE NOT AVAILABLE



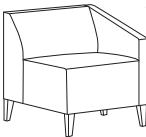
53011R STRAIGHT SEAT RIGHT ARM 1,065 1,165 1,280 1,355 1,425 1,500 1,575 1,645 1,790

- WOOD LEGS
- TABLE POLE AVAILABLE ON ARMLESS SIDE



53011L STRAIGHT SEAT LEFT ARM 1,065 1,165 1,280 1,355 1,425 1,500 1,575 1,645 1,790

- WOOD LEGS
- TABLE POLE AVAILABLE ON ARMLESS SIDE



53010 STRAIGHT SEAT ARMLESS 910 985 1,070 1,120 1,175 1,230 1,280 1,335 1,440

- WOOD LEGS
- TABLE POLE AVAILABLE ON EITHER SIDE



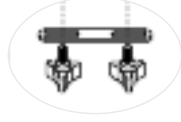
ADDITIONAL PRODUCT ORDERING OPTIONS



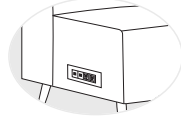
MAPLE VENEER TABLET POLE
150 LB. WEIGHT RATING (ADD \$435 LIST)
RIGHT HANDED POSITION **OPWR**
LEFT HANDED POSITION **OPWL**



BLACK LAMINATE TABLET POLE
150 LB. WEIGHT RATING (ADD \$380 LIST)
RIGHT HANDED POSITION **OPLR**
LEFT HANDED POSITION **OPLL**



GC BELLO GANGING CONNECTOR
OPTIONAL GANGING BRACKET SET INCLUDES 2 BRACKETS
AND 4-5/8" X 1" THREADED BLACK LOBE KNOBS.
(ADD \$50 LIST PER SET)



FLAT MOUNT POWER/DATA CENTER
FEATURING NEWLY ENGINEERED PATENTED WATER-PROOF OUTLETS.
CONSTRUCTED OF ANODIZED ALUMINUM AND LASER CUT STEEL.
CONTAINS 2 POWER OUTLETS, 2 ACTIVE USB PORTS AND 120-INCH POWER
CORD. SPECIFY LEFT OR RIGHT, AS SEATED.
FMPD/GWT GLOSS WHITE (ADD \$680 LIST)
FMPD/GBK GLOSS BLACK (ADD \$680 LIST)
BOTH LEFT AND RIGHT (ADD \$1,360 LIST)

LEATHER LIST PRICE

COL	C1	C2	C3	C4	C5	C6
	BASIC	FUNDAMENTAL	HAMPTON	VOLO	ANDES	VELLUTO PELLE

1,400 2,410 2,595 2,710 QUOTED UPON REQUEST

1,215 1,975 2,110 2,200 QUOTED UPON REQUEST

1,215 1,975 2,110 2,200 QUOTED UPON REQUEST

1,010 1,515 1,605 1,665 QUOTED UPON REQUEST

TO ORDER, SPECIFY:

1. MODEL NUMBER
2. METAL LEG FINISH
3. FABRIC

EXAMPLE

52010/S/MAHARAM DART 017 SCRIBE

DIMENSIONS

W 31
D 28
H 30
SW 23.5
SD 19.5
SH 19
BH 11
AH 5-12

FIGURES

YARDAGE REQUIREMENTS SHOWN
ARE BASED ON NON-DIRECTIONAL
54" TEXTILES. REFER TO PAGE 3
FOR HELP WITH TEXTILES WITH
REPEATS OR SEND AN EMAIL TO:
COM_HELP@EKOCONTRACT.COM

COM (YDS.) 4.5
COL (SQ. FT.) 81
WEIGHT (LBS.) 70
CUBIC FEET 24

W 27.5
D 28
H 30
SW 23.5
SD 19.5
SH 19
BH 11
AH 5-12

COM (YDS.) 3.75
COL (SQ. FT.) 68
WEIGHT (LBS.) 60
CUBIC FEET 24

W 27.5
D 28
H 30
SW 23.5
SD 19.5
SH 19
BH 11
AH 5-12

COM (YDS.) 3.75
COL (SQ. FT.) 68
WEIGHT (LBS.) 60
CUBIC FEET 24

W 24
D 28
H 30
SW 23.5
SD 19.5
SH 19
BH 11

COM (YDS.) 2.75
COL (SQ. FT.) 50
WEIGHT (LBS.) 50
CUBIC FEET 27

bello modular lounge

30 DEGREE INSIDE SEAT, WOOD LEGS



PRODUCT SPECIFICATIONS

INSPIRED BY THE GEOMETRIC FREEDOM OF NATURAL CURVES, BELLO UNIFIES CONTEMPORARY FORMS TO CREATE ORGANIC FUNCTION IN OPEN PLAN LOUNGE ENVIRONMENTS. A VARIETY OF INTERCHANGEABLE COMPONENTS ARRANGE INTO STRIKING CONFIGURATIONS FOR CORPORATE, HEALTHCARE AND EDUCATIONAL LOUNGE AND COLLABORATIVE SPACES. A SLEEK EUROPEAN STYLE SATIN NICKEL LEG AND OPTIONAL TABLE ATTACHMENT COMPLETE THE BELLO COLLECTION. ARM, ARMLESS, BENCH, AND TABLE COMPONENTS DESIGNED IN 30-DEGREE AND 90-DEGREE INCREMENTS SATISFY THE REQUIREMENTS FOR VERSATILE SPACE PLANNING. CHOOSE CONTRASTING TEXTILES TO ADD INTEREST AND DEPTH. TABLE TOPS ARE AVAILABLE WITH WOOD OR LAMINATE TOPS.

BELLO LOUNGE'S SUPERIOR CONSTRUCTION INCLUDES SOLID HARDWOOD AND CNC CUT FURNITURE GRADE PLYWOOD FRAMES. JOINTS ARE CORNER BLOCKED, GLUED, AND FASTENED FOR DURABILITY. TEXTILES ARE HAND-TAILORED OVER 100% POLYURETHANE FOAM THAT MEETS CAL 117 STANDARDS. DOUBLE NEEDLE STITCHED SEWING TECHNIQUE WITH COLOR MATCHED THREAD ADDS EXTRA STRENGTH TO SEAMS AND STYLISH FLAIR.

DESIGNED BY IDI.

FINISHES

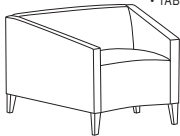
- 10 NATURAL
- 11 MONTICELLO
- 12 HUNTINGTON
- 13 WILD CHERRY
- 14 VERSAILLES
- 16 CAFELLE
- 53 LIGHT MAPLE
- 31 CINNAMON CHERRY
- 24 IMPERIAL CHERRY
- 15 EMPIRE MAHOGANY
- 46 ROYAL MAHOGANY
- 69 BOURBON MAHOGANY
- 64 APPALACHIAN MAHOGANY
- 42 LIGHT WALNUT
- 38 HERITAGE WALNUT
- 20 TRADITIONAL WALNUT
- 57 EBONY WALNUT
- 72 BLACK (LOW SHEEN)

MODEL DESCRIPTION

FABRIC LIST PRICE

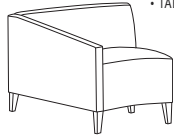
		COM	CUE	2	3	4	5	6	7	8
53012	30° INSIDE SEAT CLUB CHAIR	1,275	1,435	1,625	1,740	1,855	1,970	2,090	2,205	2,435

- WOOD LEGS
- TABLE NOT AVAILABLE



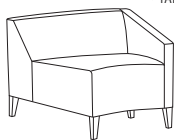
53012R	30° INSIDE SEAT RIGHT ARM	1,105	1,240	1,395	1,490	1,590	1,685	1,780	1,880	2,075
--------	---------------------------	-------	-------	-------	-------	-------	-------	-------	-------	-------

- WOOD LEGS
- TABLE POLE AVAILABLE ON ARMLESS SIDE




53012L	30° INSIDE SEAT LEFT ARM	1,105	1,240	1,395	1,490	1,590	1,685	1,780	1,880	2,075
--------	--------------------------	-------	-------	-------	-------	-------	-------	-------	-------	-------

- WOOD LEGS
- TABLE POLE AVAILABLE ON ARMLESS SIDE



53020	30° INSIDE SEAT ARMLESS	1,005	1,100	1,210	1,275	1,345	1,410	1,480	1,550	1,685
-------	-------------------------	-------	-------	-------	-------	-------	-------	-------	-------	-------

- WOOD LEGS
- TABLE POLE AVAILABLE ON EITHER SIDE



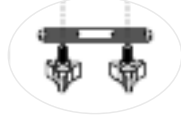
ADDITIONAL PRODUCT ORDERING OPTIONS



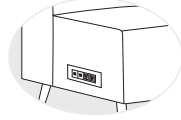
MAPLE VENEER TABLET POLE
150 LB. WEIGHT RATING (ADD \$435 LIST)
RIGHT HANDED POSITION **OPWR**
LEFT HANDED POSITION **OPWL**



BLACK LAMINATE TABLET POLE
150 LB. WEIGHT RATING (ADD \$380 LIST)
RIGHT HANDED POSITION **OPLR**
LEFT HANDED POSITION **OPLL**



GC BELLO GANGING CONNECTOR
OPTIONAL GANGING BRACKET SET INCLUDES 2 BRACKETS
AND 4-5/8" X 1" THREADED BLACK LOBE KNOBS.
(ADD \$50 LIST PER SET)



FLAT MOUNT POWER/DATA CENTER
FEATURING NEWLY ENGINEERED PATENTED WATER-PROOF OUTLETS.
CONSTRUCTED OF ANODIZED ALUMINUM AND LASER CUT STEEL.
CONTAINS 2 POWER OUTLETS, 2 ACTIVE USB PORTS AND 120-INCH POWER
CORD. SPECIFY LEFT OR RIGHT, AS SEATED.
FMPD/GWT GLOSS WHITE (ADD \$680 LIST)
FMPD/GBK GLOSS BLACK (ADD \$680 LIST)
BOTH LEFT AND RIGHT (ADD \$1,360 LIST)

LEATHER LIST PRICE

COL	C1	C2	C3	C4	C5	C6
	BASIC	FUNDAMENTAL	HAMPTON	VOLO	ANDES	VELLUTO PELLE

1,475 2,530 2,720 2,845 QUOTED UPON REQUEST

1,255 2,315 2,495 2,615 QUOTED UPON REQUEST

1,255 2,315 2,495 2,615 QUOTED UPON REQUEST

1,105 1,915 2,050 2,140 QUOTED UPON REQUEST

TO ORDER, SPECIFY:

1. MODEL NUMBER
2. METAL LEG FINISH
3. FABRIC

EXAMPLE

52010/S/MAHARAM DART 017 SCRIBE

DIMENSIONS

FIGURES

YARDAGE REQUIREMENTS SHOWN
ARE BASED ON NON-DIRECTIONAL
54" TEXTILES. REFER TO PAGE 3
FOR HELP WITH TEXTILES WITH
REPEATS OR SEND AN EMAIL TO:
COM_HELP@EKOCONTRACT.COM

W	29.5-44	COM (YDS.)	6
D	32.5	COL (SQ. FT.)	108
H	30	WEIGHT (LBS.)	75
SW	23.5-33.5	CUBIC FEET	26
SD	19.5		
SH	19		
BH	11		
AH	5-12		

W	26.5-41	COM (YDS.)	5
D	32.5	COL (SQ. FT.)	90
H	30	WEIGHT (LBS.)	65
SW	23.5-33.5	CUBIC FEET	26
SD	19.5		
SH	19		
BH	11		
AH	5-12		

W	26.5-41	COM (YDS.)	5
D	32.5	COL (SQ. FT.)	90
H	30	WEIGHT (LBS.)	65
SW	23.5-33.5	CUBIC FEET	26
SD	19.5		
SH	19		
BH	11		
AH	5-12		

W	23.5-7.5	COM (YDS.)	3.5
D	32.5	COL (SQ. FT.)	63
H	30	WEIGHT (LBS.)	55
SW	23.5-33.5	CUBIC FEET	26
SD	19.5		
SH	19		
BH	11		

bello modular lounge

30 DEGREE OUTSIDE SEAT, WOOD LEGS



PRODUCT SPECIFICATIONS

INSPIRED BY THE GEOMETRIC FREEDOM OF NATURAL CURVES, BELLO UNIFIES CONTEMPORARY FORMS TO CREATE ORGANIC FUNCTION IN OPEN PLAN LOUNGE ENVIRONMENTS. A VARIETY OF INTERCHANGEABLE COMPONENTS ARRANGE INTO STRIKING CONFIGURATIONS FOR CORPORATE, HEALTHCARE AND EDUCATIONAL LOUNGE AND COLLABORATIVE SPACES. A SLEEK EUROPEAN STYLE SATIN NICKEL LEG AND OPTIONAL TABLE ATTACHMENT COMPLETE THE BELLO COLLECTION. ARM, ARMLESS, BENCH, AND TABLE COMPONENTS DESIGNED IN 30-DEGREE AND 90-DEGREE INCREMENTS SATISFY THE REQUIREMENTS FOR VERSATILE SPACE PLANNING. CHOOSE CONTRASTING TEXTILES TO ADD INTEREST AND DEPTH. TABLE TOPS ARE AVAILABLE WITH WOOD OR LAMINATE TOPS.

BELLO LOUNGE'S SUPERIOR CONSTRUCTION INCLUDES SOLID HARDWOOD AND CNC CUT FURNITURE GRADE PLYWOOD FRAMES. JOINTS ARE CORNER BLOCKED, GLUED, AND FASTENED FOR DURABILITY. TEXTILES ARE HAND-TAILORED OVER 100% POLYURETHANE FOAM THAT MEETS CAL 117 STANDARDS. DOUBLE NEEDLE STITCHED SEWING TECHNIQUE WITH COLOR MATCHED THREAD ADDS EXTRA STRENGTH TO SEAMS AND STYLISH FLAIR.

DESIGNED BY IDI.

FINISHES

- 10 NATURAL
- 11 MONTICELLO
- 12 HUNTINGTON
- 13 WILD CHERRY
- 14 VERSAILLES
- 16 CAFELLE
- 53 LIGHT MAPLE
- 31 CINNAMON CHERRY
- 24 IMPERIAL CHERRY
- 15 EMPIRE MAHOGANY
- 46 ROYAL MAHOGANY
- 69 BOURBON MAHOGANY
- 64 APPALACHIAN MAHOGANY
- 42 LIGHT WALNUT
- 38 HERITAGE WALNUT
- 20 TRADITIONAL WALNUT
- 57 EBONY WALNUT
- 72 BLACK (LOW SHEEN)

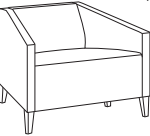
MODEL DESCRIPTION

FABRIC LIST PRICE

COM CUE 2 3 4 5 6 7 8


53013 30° OUTSIDE SEAT CLUB CHAIR 1,275 1,395 1,560 1,660 1,765 1,865 1,965 2,070 2,275

- WOOD LEGS
- TABLE NOT AVAILABLE



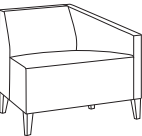
53013R 30° OUTSIDE SEAT RIGHT ARM 1,105 1,185 1,325 1,415 1,500 1,585 1,675 1,760 1,935

- WOOD LEGS
- TABLE POLE AVAILABLE ON ARMLESS SIDE



53013L 30° OUTSIDE SEAT LEFT ARM 1,105 1,185 1,325 1,415 1,500 1,585 1,675 1,760 1,935

- WOOD LEGS
- TABLE POLE AVAILABLE ON ARMLESS SIDE



53030 30° OUTSIDE SEAT ARMLESS 1,005 1,095 1,195 1,255 1,320 1,385 1,445 1,510 1,635

- WOOD LEGS
- TABLE POLE AVAILABLE ON EITHER SIDE



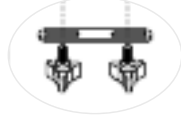
ADDITIONAL PRODUCT ORDERING OPTIONS



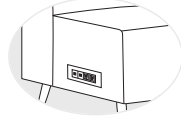
MAPLE VENEER TABLET POLE
150 LB. WEIGHT RATING (ADD \$435 LIST)
RIGHT HANDED POSITION **OPWR**
LEFT HANDED POSITION **OPWL**



BLACK LAMINATE TABLET POLE
150 LB. WEIGHT RATING (ADD \$380 LIST)
RIGHT HANDED POSITION **OPLR**
LEFT HANDED POSITION **OPLL**



GC BELLO GANGING CONNECTOR
OPTIONAL GANGING BRACKET SET INCLUDES 2 BRACKETS
AND 4-5/8" X 1" THREADED BLACK LOBE KNOBS.
(ADD \$50 LIST PER SET)



FLAT MOUNT POWER/DATA CENTER
FEATURING NEWLY ENGINEERED PATENTED WATER-PROOF OUTLETS.
CONSTRUCTED OF ANODIZED ALUMINUM AND LASER CUT STEEL.
CONTAINS 2 POWER OUTLETS, 2 ACTIVE USB PORTS AND 120-INCH POWER
CORD. SPECIFY LEFT OR RIGHT, AS SEATED.
FMPD/GWT GLOSS WHITE (ADD \$680 LIST)
FMPD/GBK GLOSS BLACK (ADD \$680 LIST)
BOTH LEFT AND RIGHT (ADD \$1,360 LIST)

LEATHER LIST PRICE

COL	C1	C2	C3	C4	C5	C6
	BASIC	FUNDAMENTAL	HAMPTON	VOLO	ANDES	VELLUTO PELLE

1,475 2,465 2,645 2,770 QUOTED UPON REQUEST

1,255 2,000 2,115 2,215 QUOTED UPON REQUEST

1,255 2,000 2,115 2,215 QUOTED UPON REQUEST

1,105 1,645 1,740 1,805 QUOTED UPON REQUEST

TO ORDER, SPECIFY:

1. MODEL NUMBER
2. METAL LEG FINISH
3. FABRIC

EXAMPLE

52010/S/MAHARAM DART 017 SCRIBE

DIMENSIONS

FIGURES

YARDAGE REQUIREMENTS SHOWN
ARE BASED ON NON-DIRECTIONAL
54" TEXTILES. REFER TO PAGE 3
FOR HELP WITH TEXTILES WITH
REPEATS OR SEND AN EMAIL TO:
COM_HELP@EKOCONTRACT.COM

W	44-29.5	COM (YDS.)	5.25
D	32.5	COL (SQ. FT.)	95
H	30	WEIGHT (LBS.)	75
SW	33.5-23.5	CUBIC FEET	26
SD	19.5		
SH	19		
BH	11		
AH	5-12		

W	41-26.5	COM (YDS.)	4.5
D	32.5	COL (SQ. FT.)	81
H	30	WEIGHT (LBS.)	65
SW	33.5-23.5	CUBIC FEET	26
SD	19.5		
SH	19		
BH	11		
AH	5-12		

W	41-26.5	COM (YDS.)	4.5
D	32.5	COL (SQ. FT.)	81
H	30	WEIGHT (LBS.)	65
SW	33.5-23.5	CUBIC FEET	26
SD	19.5		
SH	19		
BH	11		
AH	5-12		

W	37.5-23.5	COM (YDS.)	3.25
D	32.5	COL (SQ. FT.)	59
H	30	WEIGHT (LBS.)	55
SW	33.5-23.5	CUBIC FEET	26
SD	19.5		
SH	19		
BH	11		

bello modular lounge

PANEL COMPONENTS, WOOD LEGS



PRODUCT SPECIFICATIONS

INSPIRED BY THE GEOMETRIC FREEDOM OF NATURAL CURVES, BELLO UNIFIES CONTEMPORARY FORMS TO CREATE ORGANIC FUNCTION IN OPEN PLAN LOUNGE ENVIRONMENTS. A VARIETY OF INTERCHANGEABLE COMPONENTS ARRANGE INTO STRIKING CONFIGURATIONS FOR CORPORATE, HEALTHCARE AND EDUCATIONAL LOUNGE AND COLLABORATIVE SPACES. A SLEEK EUROPEAN STYLE SATIN NICKEL LEG AND OPTIONAL TABLE ATTACHMENT COMPLETE THE BELLO COLLECTION. ARM, ARMLESS, BENCH, AND TABLE COMPONENTS DESIGNED IN 30-DEGREE AND 90-DEGREE INCREMENTS SATISFY THE REQUIREMENTS FOR VERSATILE SPACE PLANNING. CHOOSE CONTRASTING TEXTILES TO ADD INTEREST AND DEPTH. TABLE TOPS ARE AVAILABLE WITH WOOD OR LAMINATE TOPS.

BELLO LOUNGE'S SUPERIOR CONSTRUCTION INCLUDES SOLID HARDWOOD AND CNC CUT FURNITURE GRADE PLYWOOD FRAMES. JOINTS ARE CORNER BLOCKED, GLUED, AND FASTENED FOR DURABILITY. TEXTILES ARE HAND-TAILORED OVER 100% POLYURETHANE FOAM THAT MEETS CAL 117 STANDARDS. DOUBLE NEEDLE STITCHED SEWING TECHNIQUE WITH COLOR MATCHED THREAD ADDS EXTRA STRENGTH TO SEAMS AND STYLISH FLAIR.

DESIGNED BY IDI.

FINISHES

- 10 NATURAL
- 11 MONTICELLO
- 12 HUNTINGTON
- 13 WILD CHERRY
- 14 VERSAILLES
- 16 CAFELLE
- 53 LIGHT MAPLE
- 31 CINNAMON CHERRY
- 24 IMPERIAL CHERRY
- 15 EMPIRE MAHOGANY
- 46 ROYAL MAHOGANY
- 69 BOURBON MAHOGANY
- 64 APPALACHIAN MAHOGANY
- 42 LIGHT WALNUT
- 38 HERITAGE WALNUT
- 20 TRADITIONAL WALNUT
- 57 EBONY WALNUT
- 72 BLACK (LOW SHEEN)


MODEL DESCRIPTION

FABRIC LIST PRICE

COM	CUE	2	3	4	5	6	7	8
-----	-----	---	---	---	---	---	---	---


53120	30° INSIDE SEAT ARMLESS	1,380	1,515	1,725	1,850	1,985	2,110	2,245	2,375	2,635
-------	-------------------------	-------	-------	-------	-------	-------	-------	-------	-------	-------

- WITH PRIVACY BACK PANEL
- WOOD LEGS
 - TABLE POLE AVAILABLE ON EITHER SIDE




53130	30° OUTSIDE SEAT ARMLESS	1,350	1,475	1,640	1,740	1,845	1,950	2,050	2,155	2,360
-------	--------------------------	-------	-------	-------	-------	-------	-------	-------	-------	-------

- WITH PRIVACY BACK PANEL
- WOOD LEGS
 - TABLE POLE AVAILABLE ON EITHER SIDE



53110	STRAIGHT SEAT ARMLESS	1,195	1,240	1,350	1,420	1,480	1,550	1,620	1,690	1,830
-------	-----------------------	-------	-------	-------	-------	-------	-------	-------	-------	-------

- WITH PRIVACY BACK PANEL
- WOOD LEGS
 - TABLE POLE AVAILABLE ON EITHER SIDE



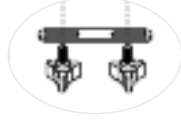
ADDITIONAL PRODUCT ORDERING OPTIONS



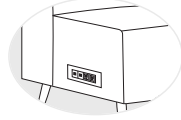
MAPLE VENEER TABLET POLE
150 LB. WEIGHT RATING (ADD \$435 LIST)
RIGHT HANDED POSITION **OPWR**
LEFT HANDED POSITION **OPWL**



BLACK LAMINATE TABLET POLE
150 LB. WEIGHT RATING (ADD \$380 LIST)
RIGHT HANDED POSITION **OPLR**
LEFT HANDED POSITION **OPLL**



GC BELLO GANGING CONNECTOR
OPTIONAL GANGING BRACKET SET INCLUDES 2 BRACKETS
AND 4-5/8" X 1" THREADED BLACK LOBE KNOBS.
(ADD \$50 LIST PER SET)



FLAT MOUNT POWER/DATA CENTER
FEATURING NEWLY ENGINEERED PATENTED WATER-PROOF OUTLETS.
CONSTRUCTED OF ANODIZED ALUMINUM AND LASER CUT STEEL.
CONTAINS 2 POWER OUTLETS, 2 ACTIVE USB PORTS AND 120-INCH POWER
CORD. SPECIFY LEFT OR RIGHT, AS SEATED.
FMPD/GWT GLOSS WHITE (ADD \$680 LIST)
FMPD/GBK GLOSS BLACK (ADD \$680 LIST)
BOTH LEFT AND RIGHT (ADD \$1,360 LIST)

LEATHER LIST PRICE

COL	C1	C2	C3	C4	C5	C6
	BASIC	FUNDAMENTAL	HAMPTON	VOLO	ANDES	VELLUTO PELLE

1,775 2,990 3,250 3,465 QUOTED UPON REQUEST

1,640 2,450 2,625 2,770 QUOTED UPON REQUEST

1,350 1,960 2,100 2,230 QUOTED UPON REQUEST

TO ORDER, SPECIFY:

1. MODEL NUMBER
2. METAL LEG FINISH
3. FABRIC

EXAMPLE

52010/S/MAHARAM DART 017 SCRIBE

DIMENSIONS

FIGURES

YARDAGE REQUIREMENTS SHOWN
ARE BASED ON NON-DIRECTIONAL
54" TEXTILES. REFER TO PAGE 3
FOR HELP WITH TEXTILES WITH
REPEATS OR SEND AN EMAIL TO:
COM_HELP@EKOCONTRACT.COM

W	23.5-37.5	COM (YDS.)	3.5
D	32.5	COL (SQ. FT.)	63
H	30	COM (YDS.)	2.75 PANEL
SW	23.5-33.5	WEIGHT (LBS.)	70
SD	19.5	CUBIC FEET	30
SH	19		
BH	11		
PANEL H	52.5		

W	37.5-23.5	COM (YDS.)	3.25
D	32.5	COL (SQ. FT.)	59
H	30	COM (YDS.)	1.5 PANEL
SW	33.5-23.5	WEIGHT (LBS.)	70
SD	19.5	CUBIC FEET	30
SH	19		
BH	11		
PANEL H	52.5		

W	24	COM (YDS.)	2.75
D	28	COL (SQ. FT.)	50
H	30	COM (YDS.)	1.75 PANEL
SW	23.5	WEIGHT (LBS.)	65
SD	19.5	CUBIC FEET	28
SH	19		
BH	11		
PANEL H	52.5		

bello modular lounge

BENCHES, WOOD LEGS



PRODUCT SPECIFICATIONS

INSPIRED BY THE GEOMETRIC FREEDOM OF NATURAL CURVES, BELLO UNIFIES CONTEMPORARY FORMS TO CREATE ORGANIC FUNCTION IN OPEN PLAN LOUNGE ENVIRONMENTS. A VARIETY OF INTERCHANGEABLE COMPONENTS ARRANGE INTO STRIKING CONFIGURATIONS FOR CORPORATE, HEALTHCARE AND EDUCATIONAL LOUNGE AND COLLABORATIVE SPACES. A SLEEK EUROPEAN STYLE SATIN NICKEL LEG AND OPTIONAL TABLE ATTACHMENT COMPLETE THE BELLO COLLECTION. ARM, ARMLESS, BENCH, AND TABLE COMPONENTS DESIGNED IN 30-DEGREE AND 90-DEGREE INCREMENTS SATISFY THE REQUIREMENTS FOR VERSATILE SPACE PLANNING. CHOOSE CONTRASTING TEXTILES TO ADD INTEREST AND DEPTH. TABLE TOPS ARE AVAILABLE WITH WOOD OR LAMINATE TOPS.

BELLO LOUNGE'S SUPERIOR CONSTRUCTION INCLUDES SOLID HARDWOOD AND CNC CUT FURNITURE GRADE PLYWOOD FRAMES. JOINTS ARE CORNER BLOCKED, GLUED, AND FASTENED FOR DURABILITY. TEXTILES ARE HAND-TAILORED OVER 100% POLYURETHANE FOAM THAT MEETS CAL 117 STANDARDS. DOUBLE NEEDLE STITCHED SEWING TECHNIQUE WITH COLOR MATCHED THREAD ADDS EXTRA STRENGTH TO SEAMS AND STYLISH FLAIR.

DESIGNED BY IDI.

FINISHES

- 10** NATURAL
- 11** MONTICELLO
- 12** HUNTINGTON
- 13** WILD CHERRY
- 14** VERSAILLES
- 16** CAFELLE
- 53** LIGHT MAPLE
- 31** CINNAMON CHERRY
- 24** IMPERIAL CHERRY
- 15** EMPIRE MAHOGANY
- 46** ROYAL MAHOGANY
- 69** BOURBON MAHOGANY
- 64** APPALACHIAN MAHOGANY
- 42** LIGHT WALNUT
- 38** HERITAGE WALNUT
- 20** TRADITIONAL WALNUT
- 57** EBONY WALNUT
- 72** BLACK (LOW SHEEN)

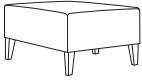
MODEL DESCRIPTION

FABRIC LIST PRICE

COM CUE 2 3 4 5 6 7 8

53014 STRAIGHT BENCH 715 760 815 850 885 915 950 985 1,055

- WOOD LEGS
- TABLE POLE AVAILABLE ON EITHER SIDE



53015-IT 30° INSIDE TURN BENCH 775 835 905 950 995 1,040 1,080 1,125 1,215

53015-OT 30° OUTSIDE TURN BENCH 775 835 905 950 995 1,040 1,080 1,125 1,215

- WOOD LEGS
- TABLE POLE AVAILABLE ON EITHER SIDE



INSIDE

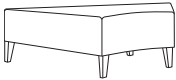


OUTSIDE

53016-IT 90° INSIDE TURN BENCH 915 995 1,090 1,150 1,205 1,265 1,320 1,380 1,495

53016-OT 90° OUTSIDE TURN BENCH 915 995 1,090 1,150 1,205 1,265 1,320 1,380 1,495

- WOOD LEGS
- TABLE POLE AVAILABLE ON EITHER SIDE



INSIDE



OUTSIDE

53040 ROUND OTTOMAN 790 850 920 965 1,005 1,050 1,095 1,140 1,225

- WOOD LEGS



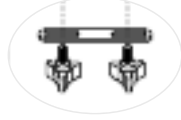
ADDITIONAL PRODUCT ORDERING OPTIONS



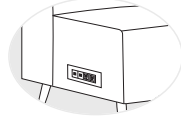
MAPLE VENEER TABLET POLE
150 LB. WEIGHT RATING (ADD \$435 LIST)
RIGHT HANDED POSITION **OPWR**
LEFT HANDED POSITION **OPWL**



BLACK LAMINATE TABLET POLE
150 LB. WEIGHT RATING (ADD \$380 LIST)
RIGHT HANDED POSITION **OPLR**
LEFT HANDED POSITION **OPLL**



GC BELLO GANGING CONNECTOR
OPTIONAL GANGING BRACKET SET INCLUDES 2 BRACKETS
AND 4-5/8" X 1" THREADED BLACK LOBE KNOBS.
(ADD \$50 LIST PER SET)



FLAT MOUNT POWER/DATA CENTER
FEATURING NEWLY ENGINEERED PATENTED WATER-PROOF OUTLETS.
CONSTRUCTED OF ANODIZED ALUMINUM AND LASER CUT STEEL.
CONTAINS 2 POWER OUTLETS, 2 ACTIVE USB PORTS AND 120-INCH POWER
CORD. SPECIFY LEFT OR RIGHT, AS SEATED.
FMPD/GWT GLOSS WHITE (ADD \$680 LIST)
FMPD/GBK GLOSS BLACK (ADD \$680 LIST)
BOTH LEFT AND RIGHT (ADD \$1,360 LIST)

LEATHER LIST PRICE

COL	C1	C2	C3	C4	C5	C6
	BASIC	FUNDAMENTAL	HAMPTON	VOLO	ANDES	VELLUTO PELLE

765 1,320 1,410 1,470 QUOTED UPON REQUEST

875 1,380 1,470 1,535 QUOTED UPON REQUEST

875 1,380 1,470 1,535 QUOTED UPON REQUEST

1,015 1,545 1,635 1,700 QUOTED UPON REQUEST

1,015 1,545 1,635 1,700 QUOTED UPON REQUEST

890 1,395 1,485 1,545 QUOTED UPON REQUEST

TO ORDER, SPECIFY:

1. MODEL NUMBER
2. METAL LEG FINISH
3. FABRIC

EXAMPLE

52010/S/MAHARAM DART 017 SCRIBE

DIMENSIONS

W 24.5
D 29
H 18

FIGURES

YARDAGE REQUIREMENTS SHOWN
ARE BASED ON NON-DIRECTIONAL
54" TEXTILES. REFER TO PAGE 3
FOR HELP WITH TEXTILES WITH
REPEATS OR SEND AN EMAIL TO:
COM_HELP@EKOCONTRACT.COM

COM (YDS.) 1.75
COL (SQ. FT.) 32
WEIGHT (LBS.) 25
CUBIC FEET 10

W 24.75-38
D 29
H 18

COM (YDS.) 2.25
COL (SQ. FT.) 41
WEIGHT (LBS.) 30
CUBIC FEET 12

W 24.25-62
D 30.5
H 18

COM (YDS.) 3
COL (SQ. FT.) 54
WEIGHT (LBS.) 40
CUBIC FEET 16

W 30
D 30
H 19

COM (YDS.) 2.25
COL (SQ. FT.) 41
WEIGHT (LBS.) 25
CUBIC FEET 10

bello modular lounge

TABLES, WOOD LEGS



PRODUCT SPECIFICATIONS

INSPIRED BY THE GEOMETRIC FREEDOM OF NATURAL CURVES, BELLO UNIFIES CONTEMPORARY FORMS TO CREATE ORGANIC FUNCTION IN OPEN PLAN LOUNGE ENVIRONMENTS. A VARIETY OF INTERCHANGEABLE COMPONENTS ARRANGE INTO STRIKING CONFIGURATIONS FOR CORPORATE, HEALTHCARE AND EDUCATIONAL LOUNGE AND COLLABORATIVE SPACES. A SLEEK EUROPEAN STYLE SATIN NICKEL LEG AND OPTIONAL TABLET ATTACHMENT COMPLETE THE BELLO COLLECTION. ARM, ARMLESS, BENCH, AND TABLE COMPONENTS DESIGNED IN 30-DEGREE AND 90-DEGREE INCREMENTS SATISFY THE REQUIREMENTS FOR VERSATILE SPACE PLANNING. CHOOSE CONTRASTING TEXTILES TO ADD INTEREST AND DEPTH. TABLE TOPS ARE AVAILABLE WITH WOOD OR LAMINATE TOPS.

BELLO LOUNGE'S SUPERIOR CONSTRUCTION INCLUDES SOLID HARDWOOD AND CNC CUT FURNITURE GRADE PLYWOOD FRAMES. JOINTS ARE CORNER BLOCKED, GLUED, AND FASTENED FOR DURABILITY. TEXTILES ARE HAND-TAILORED OVER 100% POLYURETHANE FOAM THAT MEETS CAL 117 STANDARDS. DOUBLE NEEDLE STITCHED SEWING TECHNIQUE WITH COLOR MATCHED THREAD ADDS EXTRA STRENGTH TO SEAMS AND STYLISH FLAIR.

DESIGNED BY IDI.

FINISHES

- 10 NATURAL
- 11 MONTICELLO
- 12 HUNTINGTON
- 13 WILD CHERRY
- 14 VERSAILLES
- 16 CAFELLE
- 53 LIGHT MAPLE
- 31 CINNAMON CHERRY
- 24 IMPERIAL CHERRY
- 15 EMPIRE MAHOGANY
- 46 ROYAL MAHOGANY
- 69 BOURBON MAHOGANY
- 64 APPALACHIAN MAHOGANY
- 42 LIGHT WALNUT
- 38 HERITAGE WALNUT
- 20 TRADITIONAL WALNUT
- 57 EBONY WALNUT
- 72 BLACK (LOW SHEEN)

MODEL DESCRIPTION

FABRIC LIST PRICE

COM CUE 2 3 4 5 6 7 8

53017	STRAIGHT TABLE [VENEER TOP]	1,065	1,090	1,120	1,140	1,160	1,180	1,200	1,220	1,255
	STRAIGHT TABLE [LAMINATE TOP]	965	990	1,020	1,040	1,060	1,080	1,100	1,120	1,155

- WOOD LEGS
- VENEER OR LAMINATE TOP

SEE SURFACE MATERIALS PAGE FOR STANDARD LAMINATE OPTIONS.



53018	30° TABLE [VENEER TOP]	1,145	1,170	1,205	1,225	1,240	1,260	1,280	1,300	1,340
	30° TABLE [LAMINATE TOP]	1,045	1,070	1,105	1,125	1,140	1,160	1,180	1,200	1,240

- WOOD LEGS
- VENEER OR LAMINATE TOP

SEE SURFACE MATERIALS PAGE FOR STANDARD LAMINATE OPTIONS.



53019	90° TABLE [VENEER TOP]	1,545	1,595	1,660	1,700	1,740	1,780	1,820	1,860	1,930
	90° TABLE [LAMINATE TOP]	1,445	1,495	1,560	1,600	1,640	1,680	1,720	1,760	1,830

- WOOD LEGS
- VENEER OR LAMINATE TOP

SEE SURFACE MATERIALS PAGE FOR STANDARD LAMINATE OPTIONS.



53041	ROUND TABLE [VENEER TOP]	890	950	1,020	1,065	1,105	1,150	1,195	1,240	1,325
	ROUND TABLE [LAMINATE TOP]	790	850	920	965	1,005	1,050	1,095	1,140	1,225

- WOOD LEGS
- VENEER OR LAMINATE TOP

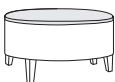
SEE SURFACE MATERIALS PAGE FOR STANDARD LAMINATE OPTIONS.



53042	LARGE ROUND TABLE [VENEER TOP]	1,290	1,350	1,420	1,465	1,505	1,550	1,595	1,640	1,725
	LARGE ROUND TABLE [LAMINATE TOP]	1,190	1,250	1,320	1,365	1,405	1,450	1,495	1,540	1,625

- WOOD LEGS
- VENEER OR LAMINATE TOP

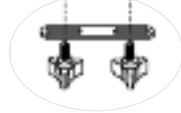
SEE SURFACE MATERIALS PAGE FOR STANDARD LAMINATE OPTIONS.



METAL PAINT COLORS

- S** STANDARD ALUMINUM
- PC1** MILK GLOSS
- PC2** CHARCOAL GLOSS
- PC3** OATMEAL GLOSS
- PC4** SILVER
- PC5** CHROME
- PC6** RAVEN

ADDITIONAL PRODUCT ORDERING OPTIONS



GC BELLO GANGING CONNECTOR

OPTIONAL GANGING BRACKET SET INCLUDES 2 BRACKETS AND 4-5/8" X 1" THREADED BLACK LOBE KNOBS. (ADD \$50 LIST PER SET)



FLAT MOUNT POWER/DATA CENTER

FEATURING NEWLY ENGINEERED PATENTED WATER-PROOF OUTLETS. CONSTRUCTED OF ANODIZED ALUMINUM AND LASER CUT STEEL. CONTAINS 2 POWER OUTLETS, 2 ACTIVE USB PORTS AND 120-INCH POWER CORD. SPECIFY LEFT OR RIGHT, AS SEATED.
FMPD/GWT GLOSS WHITE (ADD \$680 LIST)
FMPD/GBK GLOSS BLACK (ADD \$680 LIST)
BOTH LEFT AND RIGHT (ADD \$1,360 LIST)

TO ORDER, SPECIFY:

1. MODEL NUMBER
2. METAL LEG FINISH
3. VENEER OR LAMINATE TOP FINISH
4. FABRIC

EXAMPLE

52010/S/53/MAHARAM DART 017 SCRIBE

LEATHER LIST PRICE

COL	C1	C2	C3	C4	C5	C6
	BASIC	FUNDAMENTAL	HAMPTON	VOLO	ANDES	VELLUTO PELLE

1,115 1,365 1,410 1,440 QUOTED UPON REQUEST

1,015 1,265 1,310 1,340 QUOTED UPON REQUEST

1,245 1,460 1,505 1,545 QUOTED UPON REQUEST

1,145 1,360 1,405 1,445 QUOTED UPON REQUEST

1,695 1,960 2,025 2,065 QUOTED UPON REQUEST

1,595 1,860 1,925 1,965 QUOTED UPON REQUEST

990 1,495 1,585 1,645 QUOTED UPON REQUEST

890 1,395 1,485 1,545 QUOTED UPON REQUEST

1,390 1,895 1,985 2,045 QUOTED UPON REQUEST

1,290 1,795 1,885 1,945 QUOTED UPON REQUEST

DIMENSIONS

FIGURES

YARDAGE REQUIREMENTS SHOWN ARE BASED ON NON-DIRECTIONAL 54" TEXTILES. REFER TO PAGE 3 FOR HELP WITH TEXTILES WITH REPEATS OR SEND AN EMAIL TO: COM_HELP@EKOCONTRACT.COM

W	23	COM (YDS.)	1
D	27	COL (SQ. FT.)	18
H	15.75	WEIGHT (LBS.)	30
		CUBIC FEET	10

W	17-30	COM (YDS.)	1
D	27	COL (SQ. FT.)	18
H	15.75	WEIGHT (LBS.)	37
		CUBIC FEET	12

W	18.25-53	COM (YDS.)	2
D	29	COL (SQ. FT.)	36
H	15.75	WEIGHT (LBS.)	50
		CUBIC FEET	16

W	30	COM (YDS.)	1
D	30	COL (SQ. FT.)	18
H	14	WEIGHT (LBS.)	35
		CUBIC FEET	10

W	46.5	COM (YDS.)	1.5
D	46.5	COL (SQ. FT.)	27
H	14	WEIGHT (LBS.)	45
		CUBIC FEET	13

dax lounge



PRODUCT SPECIFICATIONS

DAX LOUNGE COLLECTION DEFINES UNDERSTATED SOPHISTICATION WITH SVELTE LINES AND SMART DETAILING. EXPERTLY TAILORED UPHOLSTERY OFFERS SOFT, GENEROUS COMFORT AND A CLEAN, GRACEFUL PROFILE. FLARED WOOD LEGS AND A CHOICE OF TWO BACK STYLES, BUTTON OR PLAIN, ADDS WINNING VERSATILITY FOR CORPORATE, HEALTHCARE, AND EDUCATIONAL SEATING ENVIRONMENTS.

DAX LOUNGE'S SUPERIOR CONSTRUCTION INCLUDES SOLID HARDWOOD AND CNC CUT FURNITURE GRADE PLYWOOD FRAMES. JOINTS ARE CORNER BLOCKED, GLUED, AND FASTENED FOR DURABILITY. TEXTILES ARE HAND-TAILORED OVER 100% POLYURETHANE FOAM THAT MEETS CAL 117 STANDARDS. DOUBLE NEEDLE STITCHED SEWING TECHNIQUE WITH COLOR MATCHED THREAD ADDS EXTRA STRENGTH TO SEAMS AND STYLISH FLAIR.

DESIGNED BY JOHN STAFFORD/CHRIS CARTER.

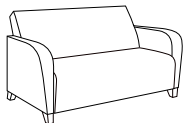
FINISHES

- 10** NATURAL
- 11** MONTICELLO
- 12** HUNTINGTON
- 13** WILD CHERRY
- 14** VERSAILLES
- 16** CAFELLE
- 53** LIGHT MAPLE
- 31** CINNAMON CHERRY
- 24** IMPERIAL CHERRY
- 15** EMPIRE MAHOGANY
- 46** ROYAL MAHOGANY
- 69** BOURBON MAHOGANY
- 64** APPALACHIAN MAHOGANY
- 42** LIGHT WALNUT
- 38** HERITAGE WALNUT
- 20** TRADITIONAL WALNUT
- 57** EBONY WALNUT
- 72** BLACK (LOW SHEEN)

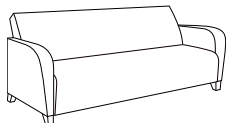
MODEL	DESCRIPTION	FABRIC LIST PRICE								
		COM	CUE	2	3	4	5	6	7	8
33081	CLUB CHAIR (PLAIN BACK)	1,355	1,460	1,625	1,725	1,830	1,930	2,035	2,140	2,345



33082	LOVESEAT (PLAIN BACK)	2,075	2,215	2,435	2,570	2,705	2,840	2,990	3,110	3,380
--------------	-----------------------	-------	-------	-------	-------	-------	-------	-------	-------	-------



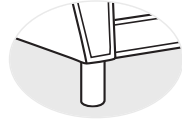
33083	SOFA (PLAIN BACK)	2,535	2,750	2,995	3,115	3,280	3,445	3,615	3,780	4,115
--------------	-------------------	-------	-------	-------	-------	-------	-------	-------	-------	-------



METAL PAINT COLORS

S	STANDARD ALUMINUM
PC1	MILK GLOSS
PC2	CHARCOAL GLOSS
PC3	OATMEAL GLOSS
PC4	SILVER
PC5	CHROME
PC6	RAVEN

ADDITIONAL PRODUCT ORDERING OPTIONS



ML
METAL LEG
SOLID MILLED ALUMINUM LEG
(ADD \$75 LIST)

TO ORDER, SPECIFY:

1. MODEL NUMBER
2. LEG FINISH
3. FABRIC

EXAMPLE

33081/53/MAHARAM DART 017 SCRIBE

LEATHER LIST PRICE

COL	C1	C2	C3	C4	C5	C6
	BASIC	FUNDAMENTAL	HAMPTON	VOLO	ANDES	VELLUTO PELLE

1,555 2,640 2,830 2,960 QUOTED UPON REQUEST

2,375 3,975 4,275 4,475 QUOTED UPON REQUEST

2,935 4,400 4,695 4,895 QUOTED UPON REQUEST

DIMENSIONS

FIGURES

YARDAGE REQUIREMENTS SHOWN
ARE BASED ON NON-DIRECTIONAL
54" TEXTILES. REFER TO PAGE 3
FOR HELP WITH TEXTILES WITH
REPEATS OR SEND AN EMAIL TO:
COM_HELP@EKOCONTRACT.COM

W	33
D	32
H	32.5
SW	22
SD	21
SH	17.25
BH	16
AH	8

COM (YDS.)	5
COL (SQ. FT.)	100
WEIGHT (LBS.)	66
CUBIC FEET	24

W	56.5
D	32
H	32.5
SW	44.5
SD	21
SH	17.25
BH	16
AH	8

COM (YDS.)	6.75
COL (SQ. FT.)	135
WEIGHT (LBS.)	94
CUBIC FEET	37

W	78.5
D	32
H	32.5
SW	66.25
SD	21
SH	17.25
BH	16
AH	8

COM (YDS.)	8.75
COL (SQ. FT.)	175
WEIGHT (LBS.)	122
CUBIC FEET	52

dax lounge



PRODUCT SPECIFICATIONS

DAX LOUNGE COLLECTION DEFINES UNDERSTATED SOPHISTICATION WITH SVELTE LINES AND SMART DETAILING. EXPERTLY TAILORED UPHOLSTERY OFFERS SOFT, GENEROUS COMFORT AND A CLEAN, GRACEFUL PROFILE. FLARED WOOD LEGS AND A CHOICE OF TWO BACK STYLES, BUTTON OR PLAIN, ADDS WINNING VERSATILITY FOR CORPORATE, HEALTHCARE, AND EDUCATIONAL SEATING ENVIRONMENTS.

DAX LOUNGE'S SUPERIOR CONSTRUCTION INCLUDES SOLID HARDWOOD AND CNC CUT FURNITURE GRADE PLYWOOD FRAMES. JOINTS ARE CORNER BLOCKED, GLUED, AND FASTENED FOR DURABILITY. TEXTILES ARE HAND-TAILORED OVER 100% POLYURETHANE FOAM THAT MEETS CAL 117 STANDARDS. DOUBLE NEEDLE STITCHED SEWING TECHNIQUE WITH COLOR MATCHED THREAD ADDS EXTRA STRENGTH TO SEAMS AND STYLISH FLAIR.

DESIGNED BY JOHN STAFFORD/CHRIS CARTER.

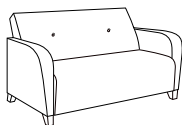
FINISHES

- 10** NATURAL
- 11** MONTICELLO
- 12** HUNTINGTON
- 13** WILD CHERRY
- 14** VERSAILLES
- 16** CAFELLE
- 53** LIGHT MAPLE
- 31** CINNAMON CHERRY
- 24** IMPERIAL CHERRY
- 15** EMPIRE MAHOGANY
- 46** ROYAL MAHOGANY
- 69** BOURBON MAHOGANY
- 64** APPALACHIAN MAHOGANY
- 42** LIGHT WALNUT
- 38** HERITAGE WALNUT
- 20** TRADITIONAL WALNUT
- 57** EBONY WALNUT
- 72** BLACK (LOW SHEEN)

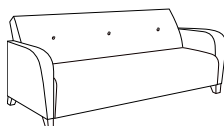
MODEL	DESCRIPTION	FABRIC LIST PRICE								
		COM	CUE	2	3	4	5	6	7	8
33181	CLUB CHAIR (BUTTON BACK)	1.355	1.460	1.625	1.725	1.830	1.930	2.035	2.140	2.345



33182	LOVESEAT (BUTTON BACK)	2,075	2,215	2,435	2,570	2,705	2,840	2,990	3,110	3,380
--------------	-------------------------------	-------	-------	-------	-------	-------	-------	-------	-------	-------



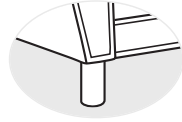
33183	SOFA (BUTTON BACK)	2,535	2,750	2,995	3,115	3,280	3,445	3,615	3,780	4,115
--------------	---------------------------	-------	-------	-------	-------	-------	-------	-------	-------	-------



METAL PAINT COLORS

- S** STANDARD ALUMINUM
- PC1** MILK GLOSS
- PC2** CHARCOAL GLOSS
- PC3** OATMEAL GLOSS
- PC4** SILVER
- PC5** CHROME
- PC6** RAVEN

ADDITIONAL PRODUCT ORDERING OPTIONS



ML
METAL LEG
SOLID MILLED ALUMINUM LEG
(ADD \$75 LIST)

TO ORDER, SPECIFY:

1. MODEL NUMBER
2. LEG FINISH
3. FABRIC

EXAMPLE

33081/53/MAHARAM DART 017 SCRIBE

LEATHER LIST PRICE

COL	C1	C2	C3	C4	C5	C6
	BASIC	FUNDAMENTAL	HAMPTON	VOLO	ANDES	VELLUTO PELLE

1,555 2,640 2,830 2,960 QUOTED UPON REQUEST

2,375 3,975 4,275 4,475 QUOTED UPON REQUEST

2,935 4,400 4,695 4,895 QUOTED UPON REQUEST

DIMENSIONS

FIGURES

YARDAGE REQUIREMENTS SHOWN
ARE BASED ON NON-DIRECTIONAL
54" TEXTILES. REFER TO PAGE 3
FOR HELP WITH TEXTILES WITH
REPEATS OR SEND AN EMAIL TO:
COM_HELP@EKOCONTRACT.COM

W	33
D	32
H	32.5
SW	22
SD	21
SH	17.25
BH	16
AH	8

COM (YDS.)	5
COL (SQ. FT.)	100
WEIGHT (LBS.)	66
CUBIC FEET	24

W	56.5
D	32
H	32.5
SW	44.5
SD	21
SH	17.25
BH	16
AH	8

COM (YDS.)	6.75
COL (SQ. FT.)	135
WEIGHT (LBS.)	94
CUBIC FEET	37

W	78.5
D	32
H	32.5
SW	66.25
SD	21
SH	17.25
BH	16
AH	8

COM (YDS.)	8.75
COL (SQ. FT.)	175
WEIGHT (LBS.)	122
CUBIC FEET	52

enzo lounge



PRODUCT SPECIFICATIONS

ENZO LOUNGE OFFERS TIMELESS APPEAL WITH GENTLE FLOWING LINES AND PERFECTLY POLISHED PROPORTIONS. THIS HANDSOME COLLECTION FEATURES STRIKING DETAILS LIKE SLOPED ARMS, FLARED WOOD FRONT ARM POSTS, TAILORED SIDE STITCHING, AND GRACEFUL TAPERED LEGS. ENZO'S TASTEFUL VERSATILITY MIXES WELL IN A VARIETY OF OFFICE, LOUNGE, AND RECEPTION APPLICATIONS.

ENZO LOUNGE'S SUPERIOR CONSTRUCTION INCLUDES SOLID HARDWOOD AND CNC CUT FURNITURE GRADE PLYWOOD FRAMES. JOINTS ARE CORNER BLOCKED, GLUED, AND FASTENED FOR DURABILITY. TEXTILES ARE HAND-TAILORED OVER 100% POLYURETHANE FOAM THAT MEETS CAL 117 STANDARDS. DOUBLE NEEDLE STITCHED SEWING TECHNIQUE WITH COLOR MATCHED THREAD ADDS EXTRA STRENGTH TO SEAMS AND STYLISH FLAIR.


FINISHES

- 10** NATURAL
- 11** MONTICELLO
- 12** HUNTINGTON
- 13** WILD CHERRY
- 14** VERSAILLES
- 16** CAFELLE
- 53** LIGHT MAPLE
- 31** CINNAMON CHERRY
- 24** IMPERIAL CHERRY
- 15** EMPIRE MAHOGANY
- 46** ROYAL MAHOGANY
- 69** BOURBON MAHOGANY
- 64** APPALACHIAN MAHOGANY
- 42** LIGHT WALNUT
- 38** HERITAGE WALNUT
- 20** TRADITIONAL WALNUT
- 57** EBONY WALNUT
- 72** BLACK (LOW SHEEN)


MODEL	DESCRIPTION	FABRIC LIST PRICE								
		COM	CUE	2	3	4	5	6	7	8
20641	CLUB CHAIR	1,240	1,340	1,455	1,525	1,600	1,670	1,745	1,815	1,960



20642	LOVESEAT	1,895	2,065	2,235	2,345	2,460	2,570	2,685	2,790	3,015
--------------	----------	-------	-------	-------	-------	-------	-------	-------	-------	-------



20643	SOFA	2,285	2,485	2,690	2,825	2,965	3,095	3,235	3,360	3,630
--------------	------	-------	-------	-------	-------	-------	-------	-------	-------	-------



TO ORDER, SPECIFY:

1. MODEL NUMBER
2. FINISH
3. FABRIC

EXAMPLE

206411/53/MAHARAM DART 017 SCRIBE

LEATHER LIST PRICE

COL	C1	C2	C3	C4	C5	C6
	BASIC	FUNDAMENTAL	HAMPTON	VOLO	ANDES	VELLUTO PELLE

1,440 2,205 2,350 2,445 QUOTED UPON REQUEST

2,195 3,240 3,455 3,610 QUOTED UPON REQUEST

2,685 4,000 4,210 4,400 QUOTED UPON REQUEST

DIMENSIONS
FIGURES

YARDAGE REQUIREMENTS SHOWN
ARE BASED ON NON-DIRECTIONAL
54" TEXTILES. REFER TO PAGE 3
FOR HELP WITH TEXTILES WITH
REPEATS OR SEND AN EMAIL TO:
COM_HELP@EKOCONTRACT.COM

W	27.75	COM (YDS.)	3.5
D	30	COL (SQ. FT.)	70
H	31.75	WEIGHT (LBS.)	50
SW	21.75	CUBIC FEET	22
SD	19		
SH	17.5		
BH	15		
AH	14		

W	50.75	COM (YDS.)	4.75
D	30	COL (SQ. FT.)	95
H	31.75	WEIGHT (LBS.)	80
SW	43.25	CUBIC FEET	39
SD	19		
SH	17.5		
BH	15		
AH	14		

W	73.25	COM (YDS.)	6.5
D	30	COL (SQ. FT.)	130
H	31.75	WEIGHT (LBS.)	120
SW	65.5	CUBIC FEET	54
SD	19		
SH	17.5		
BH	15		
AH	14		

G1 lounge



PRODUCT SPECIFICATIONS

GOOD DESIGN, GOOD FEATURES, GOOD FOOTPRINT AND GOOD VALUE ARE ALL BOASTED IN OUR NEW G1 (GOOD ONE) COLLECTION. PACKED WITH VERSATILITY, THIS CLEAN-LINE, MODERN GROUP IS AN IDEAL CHOICE FOR CORPORATE, PUBLIC AND EDUCATION ENVIRONMENTS. A CHOICE OF FIVE BASE OPTIONS INCLUDING A UNIQUE CIRCULAR SWIVEL BASE ROUNDS OUT THIS COLLECTION AND ALLOWS OCCUPIED CHAIRS TO SWIVEL 90° RIGHT OR LEFT FOR ENGAGING COLLABORATIONS. UNOCCUPIED CHAIRS AUTOMATICALLY ROTATE BACK TO STARTING POSITION.

G1 LOUNGE'S SUPERIOR CONSTRUCTION INCLUDES SOLID HARDWOOD AND CNC CUT FURNITURE GRADE PLYWOOD FRAMES. JOINTS ARE CORNER BLOCKED, GLUED, AND FASTENED FOR DURABILITY. TEXTILES ARE HAND-TAILORED OVER 100% POLYURETHANE FOAM THAT MEETS CAL 117 STANDARDS. DOUBLE NEEDLE STITCHED SEWING TECHNIQUE WITH COLOR MATCHED THREAD ADDS EXTRA STRENGTH TO SEAMS AND STYLISH FLAIR.

DESIGNED BY IDI.

METAL PAINT COLORS

- S STANDARD ALUMINUM
- PC1 MILK GLOSS
- PC2 CHARCOAL GLOSS
- PC3 OATMEAL GLOSS
- PC4 SILVER
- PC5 CHROME
- PC6 RAVEN


MODEL

DESCRIPTION


FABRIC LIST PRICE

COM CUE 2 3 4 5 6 7 8

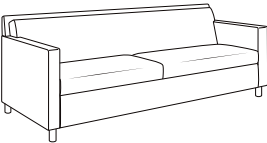
G35301 CLUB CHAIR (METAL LEGS) 1,100 1,215 1,350 1,430 1,515 1,595 1,680 1,760 1,925



G35302 LOVESEAT (METAL LEGS) 1,795 1,970 2,165 2,285 2,410 2,530 2,650 2,770 3,015



G35303 SOFA (METAL LEGS) 2,180 2,405 2,660 2,820 2,980 3,140 3,300 3,460 3,780



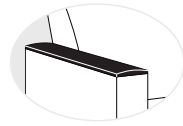
G35304 OTTOMAN (METAL LEGS) 565 615 665 695 730 760 795 825 890



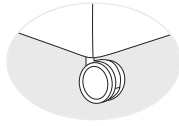
ARM CAP FINISHES

- 10 NATURAL
- 11 MONTICELLO
- 12 HUNTINGTON
- 13 WILD CHERRY
- 14 VERSAILLES
- 16 CAFELLE
- 53 LIGHT MAPLE
- 31 CINNAMON CHERRY
- 24 IMPERIAL CHERRY
- 15 EMPIRE MAHOGANY
- 46 ROYAL MAHOGANY
- 69 BOURBON MAHOGANY
- 64 APPALACHIAN MAHOGANY
- 42 LIGHT WALNUT
- 38 HERITAGE WALNUT
- 20 TRADITIONAL WALNUT
- 57 EBONY WALNUT
- 72 BLACK (LOW SHEEN)

ADDITIONAL PRODUCT ORDERING OPTIONS



WAC
WOOD ARM CAPS
(ADD \$125 LIST)



AC
ALL CASTERS
50 MM BLACK CASTERS
DROPS SEAT HEIGHT 1.5 INCHES
(NO UPCHARGE)

ALSO AVAILABLE:
4AC
HEAVY DUTY CHROME HOODED
CASTERS FEATURING TWO BACK
CASTERS WITH LOCKING BREAK
(ADD \$60 LIST)

TO ORDER, SPECIFY:

1. MODEL NUMBER
2. LEG FINISH
3. ARM CAP OPTION
4. FABRIC

EXAMPLE

G35301/S/MAHARAM DART 017 SCRIBE

LEATHER LIST PRICE

COL	C1	C2	C3	C4	C5	C6
	BASIC	FUNDAMENTAL	HAMPTON	VOLO	ANDES	VELLUTO PELLE

1,300 2,010 2,145 2,235 QUOTED UPON REQUEST

2,095 3,620 3,895 4,070 QUOTED UPON REQUEST

2,580 3,995 4,275 4,450 QUOTED UPON REQUEST

665 915 970 1,005 QUOTED UPON REQUEST

DIMENSIONS

FIGURES

YARDAGE REQUIREMENTS SHOWN
ARE BASED ON NON-DIRECTIONAL
54" TEXTILES. REFER TO PAGE 3
FOR HELP WITH TEXTILES WITH
REPEATS OR SEND AN EMAIL TO:
COM_HELP@EKOCONTRACT.COM

W	30	COM (YDS.)	4.25
D	29	COL (SQ. FT.)	77
H	30.5	WEIGHT (LBS.)	66
SW	22.25	CUBIC FEET	24
SD	21		
SH	19		
BH	13		
AH	6.5		

W	57.5	COM (YDS.)	6.25
D	29	COL (SQ. FT.)	113
H	30.5	WEIGHT (LBS.)	94
SW	50	CUBIC FEET	37
SD	21		
SH	19		
BH	13		
AH	6.5		

W	83.75	COM (YDS.)	8.25
D	29	COL (SQ. FT.)	149
H	30.5	WEIGHT (LBS.)	122
SW	77	CUBIC FEET	52
SD	21		
SH	19		
BH	13		
AH	6.5		

W	23.5	COM (YDS.)	1.5
D	20	COL (SQ. FT.)	27
H	16.75	WEIGHT (LBS.)	18
		CUBIC FEET	7

G1 lounge



PRODUCT SPECIFICATIONS

GOOD DESIGN, GOOD FEATURES, GOOD FOOTPRINT AND GOOD VALUE ARE ALL BOASTED IN OUR NEW G1 (GOOD ONE) COLLECTION. PACKED WITH VERSATILITY, THIS CLEAN-LINE, MODERN GROUP IS AN IDEAL CHOICE FOR CORPORATE, PUBLIC AND EDUCATION ENVIRONMENTS. A CHOICE OF FIVE BASE OPTIONS INCLUDING A UNIQUE CIRCULAR SWIVEL BASE ROUNDS OUT THIS COLLECTION AND ALLOWS OCCUPIED CHAIRS TO SWIVEL 90° RIGHT OR LEFT FOR ENGAGING COLLABORATIONS. UNOCCUPIED CHAIRS AUTOMATICALLY ROTATE BACK TO STARTING POSITION.


G1 LOUNGE'S SUPERIOR CONSTRUCTION INCLUDES SOLID HARDWOOD AND CNC CUT FURNITURE GRADE PLYWOOD FRAMES. JOINTS ARE CORNER BLOCKED, GLUED, AND FASTENED FOR DURABILITY. TEXTILES ARE HAND-TAILORED OVER 100% POLYURETHANE FOAM THAT MEETS CAL 117 STANDARDS. DOUBLE NEEDLE STITCHED SEWING TECHNIQUE WITH COLOR MATCHED THREAD ADDS EXTRA STRENGTH TO SEAMS AND STYLISH FLAIR.

DESIGNED BY IDI.


FINISHES

- 10** NATURAL
- 11** MONTICELLO
- 12** HUNTINGTON
- 13** WILD CHERRY
- 14** VERSAILLES
- 16** CAFELLE
- 53** LIGHT MAPLE
- 31** CINNAMON CHERRY
- 24** IMPERIAL CHERRY
- 15** EMPIRE MAHOGANY
- 46** ROYAL MAHOGANY
- 69** BOURBON MAHOGANY
- 64** APPALACHIAN MAHOGANY
- 42** LIGHT WALNUT
- 38** HERITAGE WALNUT
- 20** TRADITIONAL WALNUT
- 57** EBONY WALNUT
- 72** BLACK (LOW SHEEN)

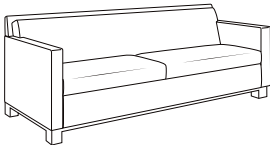
MODEL	DESCRIPTION	FABRIC LIST PRICE								
		COM	CUE	2	3	4	5	6	7	8
G35001	CLUB CHAIR (WOOD BASE)	1,185	1,300	1,435	1,515	1,600	1,680	1,765	1,845	2,010



G35002	LOVESEAT (WOOD BASE)	1,915	2,090	2,285	2,405	2,530	2,650	2,770	2,890	3,135
---------------	-----------------------------	-------	-------	-------	-------	-------	-------	-------	-------	-------



G35003	SOFA (WOOD BASE)	2,360	2,585	2,840	3,000	3,160	3,370	3,480	3,640	3,960
---------------	-------------------------	-------	-------	-------	-------	-------	-------	-------	-------	-------



G35004	OTTOMAN (WOOD BASE)	565	615	665	695	730	760	795	825	890
---------------	----------------------------	-----	-----	-----	-----	-----	-----	-----	-----	-----



ADDITIONAL PRODUCT ORDERING OPTIONS



**WAC
WOOD ARM CAPS**
(ADD \$125 LIST)

TO ORDER, SPECIFY:

1. MODEL NUMBER
2. LEG FINISH
3. ARM CAP OPTION
4. FABRIC

EXAMPLE

G35301/53/MAHARAM DART 017 SCRIBE

LEATHER LIST PRICE

COL	C1	C2	C3	C4	C5	C6
	BASIC	FUNDAMENTAL	HAMPTON	VOLO	ANDES	VELLUTO PELLE

1,385 2,095 2,230 2,320 QUOTED UPON REQUEST

2,215 3,740 4,015 4,190 QUOTED UPON REQUEST

2,760 4,175 4,455 4,630 QUOTED UPON REQUEST

665 915 970 1,005 QUOTED UPON REQUEST

DIMENSIONS

FIGURES

YARDAGE REQUIREMENTS SHOWN
ARE BASED ON NON-DIRECTIONAL
54" TEXTILES. REFER TO PAGE 3
FOR HELP WITH TEXTILES WITH
REPEATS OR SEND AN EMAIL TO:
COM_HELP@EKOCONTRACT.COM

W	30	COM (YDS.)	4.25
D	29	COL (SQ. FT.)	77
H	30.5	WEIGHT (LBS.)	66
SW	22.25	CUBIC FEET	24
SD	21		
SH	19		
BH	13		
AH	6.5		

W	57.5	COM (YDS.)	6.25
D	29	COL (SQ. FT.)	113
H	30.5	WEIGHT (LBS.)	94
SW	50	CUBIC FEET	37
SD	21		
SH	19		
BH	13		
AH	6.5		

W	83.75	COM (YDS.)	8.25
D	29	COL (SQ. FT.)	149
H	30.5	WEIGHT (LBS.)	122
SW	77	CUBIC FEET	52
SD	21		
SH	19		
BH	13		
AH	6.5		

W	23.5	COM (YDS.)	1.5
D	20	COL (SQ. FT.)	27
H	16.75	WEIGHT (LBS.)	18
		CUBIC FEET	7

G1 lounge



PRODUCT SPECIFICATIONS

GOOD DESIGN, GOOD FEATURES, GOOD FOOTPRINT AND GOOD VALUE ARE ALL BOASTED IN OUR NEW G1 (GOOD ONE) COLLECTION. PACKED WITH VERSATILITY, THIS CLEAN-LINE, MODERN GROUP IS AN IDEAL CHOICE FOR CORPORATE, PUBLIC AND EDUCATION ENVIRONMENTS. A CHOICE OF FIVE BASE OPTIONS INCLUDING A UNIQUE CIRCULAR SWIVEL BASE ROUNDS OUT THIS COLLECTION AND ALLOWS OCCUPIED CHAIRS TO SWIVEL 90° RIGHT OR LEFT FOR ENGAGING COLLABORATIONS. UNOCCUPIED CHAIRS AUTOMATICALLY ROTATE BACK TO STARTING POSITION.


G1 LOUNGE'S SUPERIOR CONSTRUCTION INCLUDES SOLID HARDWOOD AND CNC CUT FURNITURE GRADE PLYWOOD FRAMES. JOINTS ARE CORNER BLOCKED, GLUED, AND FASTENED FOR DURABILITY. TEXTILES ARE HAND-TAILORED OVER 100% POLYURETHANE FOAM THAT MEETS CAL 117 STANDARDS. DOUBLE NEEDLE STITCHED SEWING TECHNIQUE WITH COLOR MATCHED THREAD ADDS EXTRA STRENGTH TO SEAMS AND STYLISH FLAIR.

DESIGNED BY IDI.

PLINTH BASE LAMINATE OPTIONS

PB BLACK
PC CHROME

MODEL	DESCRIPTION	FABRIC LIST PRICE								
		COM	CUE	2	3	4	5	6	7	8
G35101	CLUB CHAIR (PLINTH CHROME BASE)	1,185	1,300	1,435	1,515	1,600	1,680	1,765	1,845	2,010



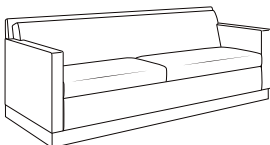
PLINTH BASE STANDARD IN CHROME OR CHOOSE ANY STANDARD LAMINATE LISTED ABOVE.

G35102	LOVESEAT (PLINTH CHROME BASE)	1,915	2,090	2,285	2,405	2,530	2,650	2,770	2,890	3,135
---------------	--------------------------------------	-------	-------	-------	-------	-------	-------	-------	-------	-------



PLINTH BASE STANDARD IN CHROME OR CHOOSE ANY STANDARD LAMINATE LISTED ABOVE.

G35103	SOFA (PLINTH CHROME BASE)	2,360	2,585	2,840	3,000	3,160	3,370	3,480	3,640	3,960
---------------	----------------------------------	-------	-------	-------	-------	-------	-------	-------	-------	-------



PLINTH BASE STANDARD IN CHROME OR CHOOSE ANY STANDARD LAMINATE LISTED ABOVE.

G35104	OTTOMAN (PLINTH CHROME BASE)	565	615	665	695	730	760	795	825	890
---------------	-------------------------------------	-----	-----	-----	-----	-----	-----	-----	-----	-----

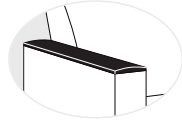


PLINTH BASE STANDARD IN CHROME OR CHOOSE ANY STANDARD LAMINATE LISTED ABOVE.

ARM CAP FINISHES

- 10 NATURAL
- 11 MONTICELLO
- 12 HUNTINGTON
- 13 WILD CHERRY
- 14 VERSAILLES
- 16 CAFELLE
- 53 LIGHT MAPLE
- 31 CINNAMON CHERRY
- 24 IMPERIAL CHERRY
- 15 EMPIRE MAHOGANY
- 46 ROYAL MAHOGANY
- 69 BOURBON MAHOGANY
- 64 APPALACHIAN MAHOGANY
- 42 LIGHT WALNUT
- 38 HERITAGE WALNUT
- 20 TRADITIONAL WALNUT
- 57 EBONY WALNUT
- 72 BLACK (LOW SHEEN)

ADDITIONAL PRODUCT ORDERING OPTIONS



WAC
WOOD ARM CAPS
(ADD \$125 LIST)

TO ORDER, SPECIFY:

1. MODEL NUMBER
2. LAMINATE BASE FINISH
3. ARM CAP OPTION
4. FABRIC

EXAMPLE

G35301/7909-60/MAHARAM DART 017 SCRIBE

LEATHER LIST PRICE

COL	C1	C2	C3	C4	C5	C6
	BASIC	FUNDAMENTAL	HAMPTON	VOLO	ANDES	VELLUTO PELLE

1,385 2,095 2,230 2,320 QUOTED UPON REQUEST

2,215 3,740 4,015 4,190 QUOTED UPON REQUEST

2,760 4,175 4,455 4,630 QUOTED UPON REQUEST

665 915 970 1,005 QUOTED UPON REQUEST

DIMENSIONS

FIGURES

YARDAGE REQUIREMENTS SHOWN
ARE BASED ON NON-DIRECTIONAL
54" TEXTILES. REFER TO PAGE 3
FOR HELP WITH TEXTILES WITH
REPEATS OR SEND AN EMAIL TO:
COM_HELP@EKOCONTRACT.COM

W	30	COM (YDS.)	4.25
D	29	COL (SQ. FT.)	77
H	30.5	WEIGHT (LBS.)	66
SW	22.25	CUBIC FEET	24
SD	21		
SH	19		
BH	13		
AH	6.5		

W	57.5	COM (YDS.)	6.25
D	29	COL (SQ. FT.)	113
H	30.5	WEIGHT (LBS.)	94
SW	50	CUBIC FEET	37
SD	21		
SH	19		
BH	13		
AH	6.5		

W	83.75	COM (YDS.)	8.25
D	29	COL (SQ. FT.)	149
H	30.5	WEIGHT (LBS.)	122
SW	77	CUBIC FEET	52
SD	21		
SH	19		
BH	13		
AH	6.5		

W	23.5	COM (YDS.)	1.5
D	20	COL (SQ. FT.)	27
H	16.75	WEIGHT (LBS.)	18
		CUBIC FEET	7

G1 tablet



PRODUCT SPECIFICATIONS

GOOD DESIGN, GOOD FEATURES, GOOD FOOTPRINT AND GOOD VALUE ARE ALL BOASTED IN OUR NEW G1 (GOOD ONE) COLLECTION. PACKED WITH VERSATILITY, THIS CLEAN-LINE, MODERN GROUP IS AN IDEAL CHOICE FOR CORPORATE, PUBLIC AND EDUCATION ENVIRONMENTS. A CHOICE OF FIVE BASE OPTIONS INCLUDING A UNIQUE CIRCULAR SWIVEL BASE ROUNDS OUT THIS COLLECTION AND ALLOWS OCCUPIED CHAIRS TO SWIVEL 90° RIGHT OR LEFT FOR ENGAGING COLLABORATIONS. UNOCCUPIED CHAIRS AUTOMATICALLY ROTATE BACK TO STARTING POSITION.

G1 LOUNGE'S SUPERIOR CONSTRUCTION INCLUDES SOLID HARDWOOD AND CNC CUT FURNITURE GRADE PLYWOOD FRAMES. JOINTS ARE CORNER BLOCKED, GLUED, AND FASTENED FOR DURABILITY. TEXTILES ARE HAND-TAILORED OVER 100% POLYURETHANE FOAM THAT MEETS CAL 117 STANDARDS. DOUBLE NEEDLE STITCHED SEWING TECHNIQUE WITH COLOR MATCHED THREAD ADDS EXTRA STRENGTH TO SEAMS AND STYLISH FLAIR.


DESIGNED BY IDI.

FINISHES

- 10 NATURAL
- 11 MONTICELLO
- 12 HUNTINGTON
- 13 WILD CHERRY
- 14 VERSAILLES
- 16 CAFELLE
- 53 LIGHT MAPLE
- 31 CINNAMON CHERRY
- 24 IMPERIAL CHERRY
- 15 EMPIRE MAHOGANY
- 46 ROYAL MAHOGANY
- 69 BOURBON MAHOGANY
- 64 APPALACHIAN MAHOGANY
- 42 LIGHT WALNUT
- 38 HERITAGE WALNUT
- 20 TRADITIONAL WALNUT
- 57 EBONY WALNUT
- 72 BLACK (LOW SHEEN)

MODEL	DESCRIPTION	FABRIC LIST PRICE									
		COM	CUE	2	3	4	5	6	7	8	

G35301	CLUB CHAIR (METAL LEGS)	1,100	1,215	1,350	1,430	1,515	1,595	1,680	1,760	1,925	
---------------	--------------------------------	-------	-------	-------	-------	-------	-------	-------	-------	-------	--



STANDARD WITH METAL LEGS AND NO TABLET. SHOWN RIGHT WITH OPTIONAL TABLET ARM. SEE BELOW FOR TABLET ORDERING OPTIONS. SEE TOP OF PAGE FOR ADDITIONAL PRODUCT OPTIONS.



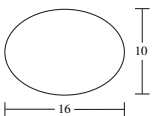
G35001	CLUB CHAIR (WOOD BASE)	1,185	1,300	1,435	1,515	1,600	1,680	1,765	1,845	2,010	
---------------	-------------------------------	-------	-------	-------	-------	-------	-------	-------	-------	-------	--



STANDARD WITH WOOD BASE AND NO TABLET. SHOWN RIGHT WITH OPTIONAL TABLET ARM. SEE BELOW FOR TABLET ORDERING OPTIONS. SEE TOP OF PAGE FOR ADDITIONAL PRODUCT OPTIONS.



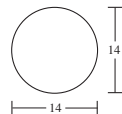
TABLET OPTIONS



MAPLE VENEER OVAL TABLET
RIGHT HANDED POSITION **QWR** (ADD \$360 LIST)
LEFT HANDED POSITION **QWL** (ADD \$360 LIST)



BLACK LAMINATE OVAL TABLET
RIGHT HANDED POSITION **QLR** (ADD \$305 LIST)
LEFT HANDED POSITION **QLL** (ADD \$305 LIST)



MAPLE VENEER CIRCLE TABLET
RIGHT HANDED POSITION **RWR** (ADD \$360 LIST)
LEFT HANDED POSITION **RWL** (ADD \$360 LIST)

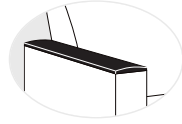


BLACK LAMINATE CIRCLE TABLET
RIGHT HANDED POSITION **RLR** (ADD \$305 LIST)
LEFT HANDED POSITION **RLl** (ADD \$305 LIST)

METAL PAINT COLORS

- S** STANDARD ALUMINUM
PC1 MILK GLOSS
PC2 CHARCOAL GLOSS
PC3 OATMEAL GLOSS
PC4 SILVER
PC5 CHROME
PC6 RAVEN

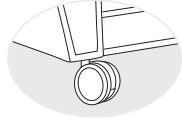
ADDITIONAL PRODUCT ORDERING OPTIONS



WAC
WOOD ARM CAPS
 (ADD \$125 LIST)



HEAVY DUTY
TABLET
 FEATURES 150 LB. HIGHER
 EDUCATION WEIGHT RATING
 AS STANDARD (NO UPCHARGE)



AC ALL CASTERS
 50 MM BLACK CASTERS
 DROPS SEAT HEIGHT 1.5 INCHES
 (NO UPCHARGE)



FLAT MOUNT POWER/DATA CENTER
 FEATURING NEWLY ENGINEERED PATENTED WATER-PROOF OUTLETS.
 CONSTRUCTED OF ANODIZED ALUMINUM AND LASER CUT STEEL.
 CONTAINS 2 POWER OUTLETS, 2 ACTIVE USB PORTS AND 120-INCH POWER
 CORD. SPECIFY LEFT OR RIGHT, AS SEATED.
FMPD/GWT GLOSS WHITE (ADD \$680 LIST)
FMPD/GBK GLOSS BLACK (ADD \$680 LIST)
BOTH LEFT AND RIGHT (ADD \$1,360 LIST)

ALSO AVAILABLE:

4AC
 HEAVY DUTY CHROME HOODED
 CASTERS FEATURING TWO BACK
 CASTERS WITH LOCKING BREAK
 (ADD \$60 LIST)

LEATHER LIST PRICE

COL	C1	C2	C3	C4	C5	C6
	BASIC	FUNDAMENTAL	HAMPTON	VOLO	ANDES	VELLUTO PELLE

1,300 2,010 2,145 2,235 QUOTED UPON REQUEST

1,385 2,095 2,230 2,320 QUOTED UPON REQUEST

TO ORDER, SPECIFY:

1. MODEL NUMBER
2. LEG FINISH (METAL OR WOOD)
3. TABLET OPTION
4. POWER OPTION
5. CASTER OPTION
6. ARM CAP OPTION
7. CUP HOLDER OPTION
8. FABRIC

EXAMPLE

G35301/53/OWR/FMPD-GBK/MAHARAM
 DART 017 SCRIBE

DIMENSIONS

W	30
D	29
H	30.5
SW	22.25
SD	21
SH	19
BH	13
AH	6.5

FIGURES

YARDAGE REQUIREMENTS SHOWN
 ARE BASED ON NON-DIRECTIONAL
 54" TEXTILES. REFER TO PAGE 3
 FOR HELP WITH TEXTILES WITH
 REPEATS OR SEND AN EMAIL TO:
 COM_HELP@EKOCONTRACT.COM

COM (YDS.)	4.25
COL (SQ. FT.)	77
WEIGHT (LBS.)	66
CUBIC FEET	24

W	30	COM (YDS.)	4.25
D	29	COL (SQ. FT.)	77
H	30.5	WEIGHT (LBS.)	66
SW	22.25	CUBIC FEET	24
SD	21		
SH	19		
BH	13		
AH	6.5		

CUP HOLDER OPTIONS



WHITE CUP HOLDER
 RIGHT HANDED POSITION **CRW** (ADD \$160 LIST)
 LEFT HANDED POSITION **CLW** (ADD \$160 LIST)



BLACK CUP HOLDER
 RIGHT HANDED POSITION **CRB** (ADD \$160 LIST)
 LEFT HANDED POSITION **CLB** (ADD \$160 LIST)



TABLET CUP HOLDER
 ATTACHES UNDER TABLET **TCH** (ADD \$65 LIST)

G1 tablet



PRODUCT SPECIFICATIONS

GOOD DESIGN, GOOD FEATURES, GOOD FOOTPRINT AND GOOD VALUE ARE ALL BOASTED IN OUR NEW G1 (GOOD ONE) COLLECTION. PACKED WITH VERSATILITY, THIS CLEAN-LINE, MODERN GROUP IS AN IDEAL CHOICE FOR CORPORATE, PUBLIC AND EDUCATION ENVIRONMENTS. A CHOICE OF FIVE BASE OPTIONS INCLUDING A UNIQUE CIRCULAR SWIVEL BASE ROUNDS OUT THIS COLLECTION AND ALLOWS OCCUPIED CHAIRS TO SWIVEL 90° RIGHT OR LEFT FOR ENGAGING COLLABORATIONS. UNOCCUPIED CHAIRS AUTOMATICALLY ROTATE BACK TO STARTING POSITION.

G1 LOUNGE'S SUPERIOR CONSTRUCTION INCLUDES SOLID HARDWOOD AND CNC CUT FURNITURE GRADE PLYWOOD FRAMES. JOINTS ARE CORNER BLOCKED, GLUED, AND FASTENED FOR DURABILITY. TEXTILES ARE HAND-TAILORED OVER 100% POLYURETHANE FOAM THAT MEETS CAL 117 STANDARDS. DOUBLE NEEDLE STITCHED SEWING TECHNIQUE WITH COLOR MATCHED THREAD ADDS EXTRA STRENGTH TO SEAMS AND STYLISH FLAIR.


DESIGNED BY IDI.

BASE LAMINATE OPTIONS

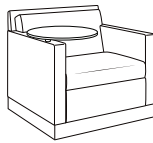
PB BLACK
PC CHROME

MODEL	DESCRIPTION	FABRIC	LIST	PRICE								
		COM	CUE	2	3	4	5	6	7	8		

G35101	CLUB CHAIR (PLINTH CHROME BASE)	1,185	1,300	1,435	1,515	1,600	1,680	1,765	1,845	2,010		
---------------	--	-------	-------	-------	-------	-------	-------	-------	-------	-------	--	--

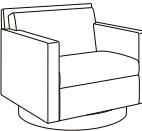


STANDARD WITH PLINTH CHROME BASE AND NO TABLET. SHOWN RIGHT WITH OPTIONAL TABLET ARM. SEE BELOW FOR TABLET ORDERING OPTIONS. SEE TOP OF PAGE FOR ADDITIONAL PRODUCT OPTIONS.

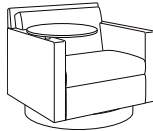


PLINTH BASE STANDARD IN CHROME OR CHOOSE ANY STANDARD LAMINATE LISTED ABOVE.

G35401	CLUB CHAIR (SWIVEL CHROME BASE W/RETURN)	1,265	1,380	1,515	1,595	1,680	1,760	1,845	1,925	2,090		
---------------	---	-------	-------	-------	-------	-------	-------	-------	-------	-------	--	--



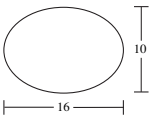
STANDARD WITH SWIVEL CHROME BASE AND NO TABLET. SHOWN RIGHT WITH OPTIONAL TABLET ARM. SEE BELOW FOR TABLET ORDERING OPTIONS. SEE TOP OF PAGE FOR ADDITIONAL PRODUCT OPTIONS.



EKO G1 SWIVEL BASE FEATURES AND BENEFITS
THIS UNIQUE BASE FEATURES A NON-MOBILE SWIVEL BASE WITH AUTO RETURN MECHANISM. OCCUPIED CHAIR SWIVELS LEFT AND RIGHT 90°, ALLOWING FOR ENGAGING USER COLLABORATIONS. UNOCCUPIED CHAIR AUTOMATICALLY ROTATES BACK TO ORIGINAL FRONT-STARTING POSITION.

PLINTH BASE STANDARD IN CHROME OR CHOOSE ANY STANDARD LAMINATE LISTED ABOVE.

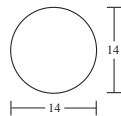
TABLET OPTIONS



MAPLE VENEER OVAL TABLET
RIGHT HANDED POSITION **QWR** (ADD \$360 LIST)
LEFT HANDED POSITION **QWL** (ADD \$360 LIST)



BLACK LAMINATE OVAL TABLET
RIGHT HANDED POSITION **OLR** (ADD \$305 LIST)
LEFT HANDED POSITION **OLL** (ADD \$305 LIST)



MAPLE VENEER CIRCLE TABLET
RIGHT HANDED POSITION **RWR** (ADD \$360 LIST)
LEFT HANDED POSITION **RWL** (ADD \$360 LIST)

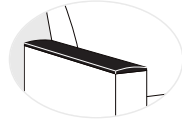


BLACK LAMINATE CIRCLE TABLET
RIGHT HANDED POSITION **RLR** (ADD \$305 LIST)
LEFT HANDED POSITION **RLl** (ADD \$305 LIST)

ARM CAP FINISHES

- 10 NATURAL
- 11 MONTICELLO
- 12 HUNTINGTON
- 13 WILD CHERRY
- 14 VERSAILLES
- 16 CAFELLE
- 53 LIGHT MAPLE
- 31 CINNAMON CHERRY
- 24 IMPERIAL CHERRY
- 15 EMPIRE MAHOGANY
- 46 ROYAL MAHOGANY
- 69 BOURBON MAHOGANY
- 64 APPALACHIAN MAHOGANY
- 42 LIGHT WALNUT
- 38 HERITAGE WALNUT
- 20 TRADITIONAL WALNUT
- 57 EBONY WALNUT
- 72 BLACK (LOW SHEEN)

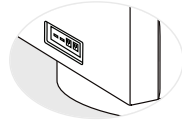
ADDITIONAL PRODUCT ORDERING OPTIONS



**WAC
WOOD ARM CAPS**
(ADD \$125 LIST)



**HEAVY DUTY
TABLET**
FEATURES 150 LB. HIGHER
EDUCATION WEIGHT RATING
AS STANDARD (NO UPCHARGE)



FLAT MOUNT POWER/DATA CENTER
FEATURING NEWLY ENGINEERED PATENTED WATER-PROOF OUTLETS.
CONSTRUCTED OF ANODIZED ALUMINUM AND LASER CUT STEEL.
CONTAINS 2 POWER OUTLETS, 2 ACTIVE USB PORTS AND 120-INCH POWER
CORD. SPECIFY LEFT OR RIGHT, AS SEATED.
FMPD/GWV GLOSS WHITE (ADD \$680 LIST)
FMPD/GBK GLOSS BLACK (ADD \$680 LIST)
BOTH LEFT AND RIGHT (ADD \$1,360 LIST)

TO ORDER, SPECIFY:

1. MODEL NUMBER
2. LAMINATE BASE FINISH
3. TABLET OPTION
4. POWER OPTION
5. ARM CAP OPTION
6. CUP HOLDER OPTION
8. FABRIC

EXAMPLE

G35301/7909-60/OWR/FMPD-GBK/
MAHARAM DART 017 SCRIBE

LEATHER LIST PRICE

COL	C1	C2	C3	C4	C5	C6
	BASIC	FUNDAMENTAL	HAMPTON	VOLO	ANDES	VELLUTO PELLE

1,385 2,095 2,230 2,320 QUOTED UPON REQUEST

1,425 2,175 2,310 2,450 QUOTED UPON REQUEST

DIMENSIONS

FIGURES

YARDAGE REQUIREMENTS SHOWN
ARE BASED ON NON-DIRECTIONAL
54" TEXTILES. REFER TO PAGE 3
FOR HELP WITH TEXTILES WITH
REPEATS OR SEND AN EMAIL TO:
COM_HELP@EKOCONTRACT.COM

W	30	COM (YDS.)	4.25
D	29	COL (SQ. FT.)	77
H	30.5	WEIGHT (LBS.)	66
SW	22.25	CUBIC FEET	24
SD	21		
SH	19		
BH	13		
AH	6.5		

W	30	COM (YDS.)	4.25
D	29	COL (SQ. FT.)	77
H	30.5	WEIGHT (LBS.)	66
SW	22.25	CUBIC FEET	24
SD	21		
SH	19		
BH	13		
AH	6.5		

CUP HOLDER OPTIONS



WHITE CUP HOLDER
RIGHT HANDED POSITION **CRW** (ADD \$160 LIST)
LEFT HANDED POSITION **CLW** (ADD \$160 LIST)



BLACK CUP HOLDER
RIGHT HANDED POSITION **CRB** (ADD \$160 LIST)
LEFT HANDED POSITION **CLB** (ADD \$160 LIST)



TABLET CUP HOLDER
ATTACHES UNDER TABLET **TCH** (ADD \$65 LIST)



PRODUCT SPECIFICATIONS

DESIGNED AS A SIMPLE SOLUTION TO QUICKLY CARVE AND DIVIDE SPACE, H@KR CREATES ENERGIZED ENVIRONMENTS WHERE TEAMWORK, LEARNING AND COLLABORATION IS THE WORKING NORM. A THOUGHTFUL MIX OF LIGHTLY-SCALED COMPONENTS WITH TECH-SAVVY FEATURES ALLOWS FOR EASY PRODUCT MANEUVERING AND INSTANT RECONFIGURABILITY. WHETHER PLANNING A SMALL BUSINESS START-UP OR AN URBAN BUILDING RENEWAL, H@KR SETS THE TONE FOR CUTTING-EDGE CREATIVITY AND THE NEXT BIG IDEA.

H@KR'S SUPERIOR CONSTRUCTION INCLUDES SOLID HARDWOOD AND CNC CUT FURNITURE GRADE PLYWOOD FRAMES. JOINTS ARE CORNER BLOCKED, GLUED, AND FASTENED FOR DURABILITY. TEXTILES ARE HAND-TAILORED OVER 100% POLYURETHANE FOAM THAT MEETS CAL 117 STANDARDS.

DESIGNED BY IDI.

TABLET LAMINATE FINISHES

- GROUP ONE**
LW1 FUSION MAPLE
LS1 DOVER WHITE
- GROUP TWO**
LW3 HUNTINGTON MAPLE
LW7 MONTANA WALNUT
LW8 CAFELLE

TABLET POLE METAL PAINT COLORS

- PC1** MILK GLOSS
PC4 SILVER
PC6 RAVEN

MODEL

DESCRIPTION

FABRIC LIST PRICE

COM CUE 2 3 4 5 6 7 8

37101R

ONE SEAT RIGHT TABLET

1,065 1,110 1,240 1,325 1,425 1,525 1,625 1,725 1,910

WITH RIGHT ARM TABLET WHEN SEATED
OPTIONAL CASTERS AVAILABLE (NOT RECOMMENDED WITH POWER)



37101L

ONE SEAT LEFT TABLET

1,065 1,110 1,240 1,325 1,425 1,525 1,625 1,725 1,910

WITH LEFT ARM TABLET WHEN SEATED
OPTIONAL CASTERS AVAILABLE (NOT RECOMMENDED WITH POWER)



37103R

ONE SEAT RIGHT ARM TABLET

1,020 1,065 1,175 1,240 1,305 1,380 1,460 1,535 1,690

WITH RIGHT ARM TABLET WHEN SEATED
OPTIONAL POWER AVAILABLE ON ARMLESS SIDE
OPTIONAL CASTERS AVAILABLE (NOT RECOMMENDED WITH POWER)



37103L

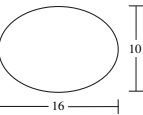
ONE SEAT LEFT ARM TABLET

1,020 1,065 1,175 1,240 1,305 1,380 1,460 1,535 1,690

WITH LEFT ARM TABLET WHEN SEATED
OPTIONAL POWER AVAILABLE ON ARMLESS SIDE
OPTIONAL CASTERS AVAILABLE (NOT RECOMMENDED WITH POWER)



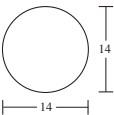
TABLET OPTIONS



MAPLE VENEER OVAL TABLET
25 LB. WEIGHT RATING
RIGHT HANDED POSITION **DWR** (ADD \$360 LIST)
LEFT HANDED POSITION **DWL** (ADD \$360 LIST)



BLACK LAMINATE OVAL TABLET
25 LB. WEIGHT RATING
RIGHT HANDED POSITION **OLR** (ADD \$305 LIST)
LEFT HANDED POSITION **OLL** (ADD \$305 LIST)

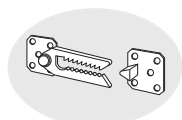


MAPLE VENEER CIRCLE TABLET
25 LB. WEIGHT RATING
RIGHT HANDED POSITION **RWR** (ADD \$360 LIST)
LEFT HANDED POSITION **RWL** (ADD \$360 LIST)



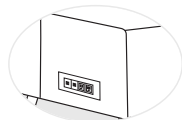
BLACK LAMINATE CIRCLE TABLET
25 LB. WEIGHT RATING
RIGHT HANDED POSITION **RLR** (ADD \$305 LIST)
LEFT HANDED POSITION **RLL** (ADD \$305 LIST)

ADDITIONAL PRODUCT ORDERING OPTIONS



LC GANGING CONNECTOR

OPTIONAL GANGING BRACKET (ADD \$75 LIST PER SET)
PLEASE ORDER FURNITURE FROM LEFT TO RIGHT ACCORDING TO YOUR LAYOUT AND TAG COMPONENTS A-Z. ADD LC TO ITEMS THAT GANG. ONLY ADD LC WHEN ITEMS CONNECT. DO NOT ADD TO END RUN.



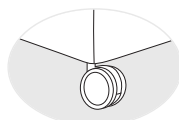
FLAT MOUNT POWER/DATA CENTER

FEATURING NEWLY ENGINEERED PATENTED WATER-PROOF OUTLETS. CONSTRUCTED OF ANODIZED ALUMINUM AND LASER CUT STEEL. CONTAINS 2 POWER OUTLETS, 2 ACTIVE USB PORTS AND 120-INCH POWER CORD. SPECIFY LEFT OR RIGHT, AS SEATED.

FMPD/GWT GLOSS WHITE (ADD \$680 LIST)

FMPD/GBK GLOSS BLACK (ADD \$680 LIST)

BOTH LEFT AND RIGHT (ADD \$1,360 LIST)



SOHW

FOUR 50 MM BLACK HARD WHEEL CASTERS FOR SOFT FLOORS. INCLUDES TWO LOCKING BACK CASTERS. ADDS .5 INCHES TO SEAT HEIGHT. (ADD \$15 LIST)

ALSO AVAILABLE:

SOSW

FOUR 50 MM BLACK SOFT WHEEL CASTERS FOR HARD FLOORS. INCLUDES TWO LOCKING BACK CASTERS. ADDS .5 INCHES TO SEAT HEIGHT. (ADD \$50 LIST)

LEATHER LIST PRICE

COL	C1	C2	C3	C4	C5	C6
	BASIC	FUNDAMENTAL	HAMPTON	VOLO	ANDES	VELLUTO PELLE

1,240	1,995	2,150	2,255	QUOTED UPON REQUEST
-------	-------	-------	-------	---------------------

1,240	1,995	2,150	2,255	QUOTED UPON REQUEST
-------	-------	-------	-------	---------------------

1,175	1,780	1,905	2,005	QUOTED UPON REQUEST
-------	-------	-------	-------	---------------------

1,175	1,780	1,905	2,005	QUOTED UPON REQUEST
-------	-------	-------	-------	---------------------

DIMENSIONS

W	31.5
D	29.5
H	31
SW	21
SD	21
SH	16.25
BH	14.75
AH	8.25

W	31.5
D	29.5
H	31
SW	21
SD	21
SH	16.25
BH	14.75
AH	8.25

W	29.5
D	29.5
H	31
SW	24.5
SD	21
SH	16.25
BH	14.75
AH	8.25

W	29.5
D	29.5
H	31
SW	24.5
SD	21
SH	16.25
BH	14.75
AH	8.25

FIGURES

YARDAGE REQUIREMENTS SHOWN ARE BASED ON NON-DIRECTIONAL 54" TEXTILES. REFER TO PAGE 3 FOR HELP WITH TEXTILES WITH REPEATS OR SEND AN EMAIL TO: COM_HELP@EKOCONTRACT.COM

COM (YDS.)	4.75
COL (SQ. FT.)	86
WEIGHT (LBS.)	83
CUBIC FEET	17

COM (YDS.)	4.75
COL (SQ. FT.)	86
WEIGHT (LBS.)	83
CUBIC FEET	17

COM (YDS.)	3.75
COL (SQ. FT.)	68
WEIGHT (LBS.)	70
CUBIC FEET	16

COM (YDS.)	3.75
COL (SQ. FT.)	68
WEIGHT (LBS.)	70
CUBIC FEET	16



PRODUCT SPECIFICATIONS

DESIGNED AS A SIMPLE SOLUTION TO QUICKLY CARVE AND DIVIDE SPACE, H@KR CREATES ENERGIZED ENVIRONMENTS WHERE TEAMWORK, LEARNING AND COLLABORATION IS THE WORKING NORM. A THOUGHTFUL MIX OF LIGHTLY-SCALED COMPONENTS WITH TECH-SAVVY FEATURES ALLOWS FOR EASY PRODUCT MANEUVERING AND INSTANT RECONFIGURABILITY. WHETHER PLANNING A SMALL BUSINESS START-UP OR AN URBAN BUILDING RENEWAL, H@KR SETS THE TONE FOR CUTTING-EDGE CREATIVITY AND THE NEXT BIG IDEA.

H@KR'S SUPERIOR CONSTRUCTION INCLUDES SOLID HARDWOOD AND CNC CUT FURNITURE GRADE PLYWOOD FRAMES. JOINTS ARE CORNER BLOCKED, GLUED, AND FASTENED FOR DURABILITY. TEXTILES ARE HAND-TAILORED OVER 100% POLYURETHANE FOAM THAT MEETS CAL 117 STANDARDS.

DESIGNED BY IDI.

TABLET LAMINATE FINISHES

GROUP ONE
LW1 FUSION MAPLE
LS1 DOVER WHITE

GROUP TWO
LW3 HUNTINGTON MAPLE
LW7 MONTANA WALNUT
LW8 CAFELLE

TABLET POLE METAL PAINT COLORS

PC1 MILK GLOSS
PC4 SILVER
PC6 RAVEN

MODEL	DESCRIPTION	FABRIC LIST PRICE								
		COM	CUE	2	3	4	5	6	7	8

37001	ONE SEAT	965	1,010	1,140	1,225	1,325	1,425	1,525	1,625	1,810
--------------	-----------------	-----	-------	-------	-------	-------	-------	-------	-------	-------

OPTIONAL CASTERS AVAILABLE (NOT RECOMMENDED WITH POWER)



37003R	RIGHT ARM ONE SEAT	920	965	1,075	1,140	1,205	1,280	1,360	1,435	1,590
---------------	---------------------------	-----	-----	-------	-------	-------	-------	-------	-------	-------

OPTIONAL POWER AVAILABLE ON ARMLESS SIDE WITH TABLET POLE OPTION

OPTIONAL CASTERS AVAILABLE (NOT RECOMMENDED WITH POWER)



37003L	LEFT ARM ONE SEAT	920	965	1,075	1,140	1,205	1,280	1,360	1,435	1,590
---------------	--------------------------	-----	-----	-------	-------	-------	-------	-------	-------	-------

OPTIONAL POWER AVAILABLE ON ARMLESS SIDE WITH TABLET POLE OPTION

OPTIONAL CASTERS AVAILABLE (NOT RECOMMENDED WITH POWER)

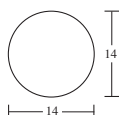


37005	ARMLESS CORNER SEAT	960	1,005	1,160	1,255	1,355	1,455	1,555	1,655	1,840
--------------	----------------------------	-----	-------	-------	-------	-------	-------	-------	-------	-------

OPTIONAL CASTERS AVAILABLE (NOT RECOMMENDED WITH POWER)

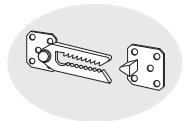


TABLET OPTION



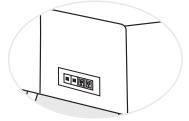
LAMINATE CIRCLE TABLET POLE WITH BLACK T-MOLD
 150 LB. WEIGHT RATING (ADD \$380 LIST)
 RIGHT HANDED POSITION **RPLR**
 LEFT HANDED POSITION **RPLL**

ADDITIONAL PRODUCT ORDERING OPTIONS



LC GANGING CONNECTOR

OPTIONAL GANGING BRACKET (ADD \$75 LIST PER SET)
PLEASE ORDER FURNITURE FROM LEFT TO RIGHT ACCORDING TO YOUR LAYOUT AND TAG COMPONENTS A-Z. ADD LC TO ITEMS THAT GANG. ONLY ADD LC WHEN ITEMS CONNECT. DO NOT ADD TO END RUN.



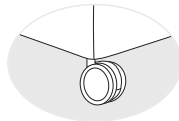
FLAT MOUNT POWER/DATA CENTER

FEATURING NEWLY ENGINEERED PATENTED WATER-PROOF OUTLETS. CONSTRUCTED OF ANODIZED ALUMINUM AND LASER CUT STEEL. CONTAINS 2 POWER OUTLETS, 2 ACTIVE USB PORTS AND 120-INCH POWER CORD. SPECIFY LEFT OR RIGHT, AS SEATED.

FMPD/GWT GLOSS WHITE (ADD \$680 LIST)

FMPD/GBK GLOSS BLACK (ADD \$680 LIST)

BOTH LEFT AND RIGHT (ADD \$1,360 LIST)



SOHW

FOUR 50 MM BLACK HARD WHEEL CASTERS FOR SOFT FLOORS. INCLUDES TWO LOCKING BACK CASTERS. ADDS .5 INCHES TO SEAT HEIGHT. (ADD \$15 LIST)

ALSO AVAILABLE:

SOSW

FOUR 50 MM BLACK SOFT WHEEL CASTERS FOR HARD FLOORS. INCLUDES TWO LOCKING BACK CASTERS. ADDS .5 INCHES TO SEAT HEIGHT. (ADD \$50 LIST)

LEATHER LIST PRICE

COL	C1	C2	C3	C4	C5	C6
	BASIC	FUNDAMENTAL	HAMPTON	VOLO	ANDES	VELLUTO PELLE

1,140 1,895 2,050 2,155 QUOTED UPON REQUEST

1,075 1,680 1,805 1,905 QUOTED UPON REQUEST

1,075 1,680 1,805 1,905 QUOTED UPON REQUEST

1,160 1,930 2,080 2,200 QUOTED UPON REQUEST

DIMENSIONS

FIGURES

YARDAGE REQUIREMENTS SHOWN ARE BASED ON NON-DIRECTIONAL 54" TEXTILES. REFER TO PAGE 3 FOR HELP WITH TEXTILES WITH REPEATS OR SEND AN EMAIL TO: COM_HELP@EKOCONTRACT.COM

W 31.5
D 29.5
H 31
SW 21
SD 21
SH 16.25
BH 14.75
AH 8.25

COM (YDS.) 4.75
COL (SQ. FT.) 86
WEIGHT (LBS.) 83
CUBIC FEET 17

W 29.5
D 29.5
H 31
SW 24.5
SD 21
SH 16.25
BH 14.75
AH 8.25

COM (YDS.) 3.75
COL (SQ. FT.) 68
WEIGHT (LBS.) 70
CUBIC FEET 16

W 29.5
D 29.5
H 31
SW 24.5
SD 21
SH 16.25
BH 14.75
AH 8.25

COM (YDS.) 3.75
COL (SQ. FT.) 68
WEIGHT (LBS.) 70
CUBIC FEET 16

W 29.5
D 29.5
H 31
SW 21
SD 21
SH 16.25
BH 14.75

COM (YDS.) 4.75
COL (SQ. FT.) 86
WEIGHT (LBS.) 90
CUBIC FEET 16



PRODUCT SPECIFICATIONS

DESIGNED AS A SIMPLE SOLUTION TO QUICKLY CARVE AND DIVIDE SPACE, H@KR CREATES ENERGIZED ENVIRONMENTS WHERE TEAMWORK, LEARNING AND COLLABORATION IS THE WORKING NORM. A THOUGHTFUL MIX OF LIGHTLY-SCALED COMPONENTS WITH TECH-SAVVY FEATURES ALLOWS FOR EASY PRODUCT MANEUVERING AND INSTANT RECONFIGURABILITY. WHETHER PLANNING A SMALL BUSINESS START-UP OR AN URBAN BUILDING RENEWAL, H@KR SETS THE TONE FOR CUTTING-EDGE CREATIVITY AND THE NEXT BIG IDEA.

H@KR'S SUPERIOR CONSTRUCTION INCLUDES SOLID HARDWOOD AND CNC CUT FURNITURE GRADE PLYWOOD FRAMES. JOINTS ARE CORNER BLOCKED, GLUED, AND FASTENED FOR DURABILITY. TEXTILES ARE HAND-TAILORED OVER 100% POLYURETHANE FOAM THAT MEETS CAL 117 STANDARDS.

DESIGNED BY IDI.

TABLET AND BACK PANEL LAMINATE FINISHES

- GROUP ONE**
LW1 FUSION MAPLE
LS1 DOVER WHITE
- GROUP TWO**
LW3 HUNTINGTON MAPLE
LW7 MONTANA WALNUT
LW8 CAFELLE

TABLET POLE METAL PAINT COLORS

- PC1** MILK GLOSS
- PC4** SILVER
- PC6** RAVEN

MODEL

DESCRIPTION

FABRIC LIST PRICE

COM CUE 2 3 4 5 6 7 8

37002

ARMLESS ONE SEAT

795 815 895 945 990 1,040 1,090 1,135 1,235




OPTIONAL POWER AVAILABLE WITH TABLET POLE OPTION ON SAME SIDE AS TABLET
OPTIONAL CASTERS AVAILABLE (NOT RECOMMENDED WITH POWER)

37004

ARMLESS TWO SEAT

1,530 1,575 1,725 1,815 1,905 2,000 2,095 2,185 2,360



OPTIONAL POWER AVAILABLE WITH TABLET POLE OPTION ON SAME SIDE AS TABLET
OPTIONAL CASTERS AVAILABLE (NOT RECOMMENDED WITH POWER)


37004P

ARMLESS TWO SEAT

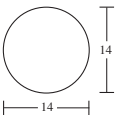
4,245 4,290 4,440 4,530 4,620 4,715 4,810 4,900 5,075

WITH PRIVACY BACK
PANEL AND GLASS
WHITE BOARD

OPTIONAL POWER AVAILABLE WITH TABLET POLE OPTION ON SAME SIDE AS TABLET
BACK PANEL AVAILABLE IN FIVE LAMINATE COLORS

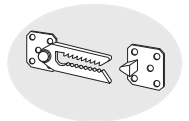


TABLET OPTION



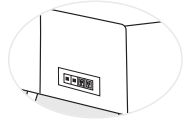
LAMINATE CIRCLE TABLET POLE WITH BLACK T-MOLD
150 LB. WEIGHT RATING (ADD \$380 LIST)
RIGHT HANDED POSITION **RPLR**
LEFT HANDED POSITION **RPLL**

ADDITIONAL PRODUCT ORDERING OPTIONS



LC GANGING CONNECTOR

OPTIONAL GANGING BRACKET (ADD \$75 LIST PER SET)
PLEASE ORDER FURNITURE FROM LEFT TO RIGHT ACCORDING TO YOUR LAYOUT AND TAG COMPONENTS A-Z. ADD LC TO ITEMS THAT GANG. ONLY ADD LC WHEN ITEMS CONNECT. DO NOT ADD TO END RUN.



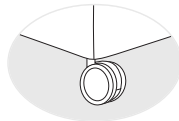
FLAT MOUNT POWER/DATA CENTER

FEATURING NEWLY ENGINEERED PATENTED WATER-PROOF OUTLETS. CONSTRUCTED OF ANODIZED ALUMINUM AND LASER CUT STEEL. CONTAINS 2 POWER OUTLETS, 2 ACTIVE USB PORTS AND 120-INCH POWER CORD. SPECIFY LEFT OR RIGHT, AS SEATED.

FMPD/GWT GLOSS WHITE (ADD \$680 LIST)

FMPD/GBK GLOSS BLACK (ADD \$680 LIST)

BOTH LEFT AND RIGHT (ADD \$1,360 LIST)



SOHW

FOUR 50 MM BLACK HARD WHEEL CASTERS FOR SOFT FLOORS. INCLUDES TWO LOCKING BACK CASTERS. ADDS .5 INCHES TO SEAT HEIGHT. (ADD \$15 LIST)

ALSO AVAILABLE:

SOSW

FOUR 50 MM BLACK SOFT WHEEL CASTERS FOR HARD FLOORS. INCLUDES TWO LOCKING BACK CASTERS. ADDS .5 INCHES TO SEAT HEIGHT. (ADD \$50 LIST)

LEATHER LIST PRICE

COL	C1	C2	C3	C4	C5	C6
	BASIC	FUNDAMENTAL	HAMPTON	VOLO	ANDES	VELLUTO PELLE

895 1,295 1,385 1,445 QUOTED UPON REQUEST

1,725 2,445 2,615 2,740 QUOTED UPON REQUEST

4,440 5,160 5,330 5,455 QUOTED UPON REQUEST

DIMENSIONS

W	26.5
D	29.5
H	31
SW	26.5
SD	21
SH	16.25
BH	14.75

W	53
D	29.5
H	31
SW	53
SD	21
SH	16.25
BH	14.75

W	53
D	31.5
H	52
SW	53
SD	21
SH	16.25
BH	14.75

FIGURES

YARDAGE REQUIREMENTS SHOWN ARE BASED ON NON-DIRECTIONAL 54" TEXTILES. REFER TO PAGE 3 FOR HELP WITH TEXTILES WITH REPEATS OR SEND AN EMAIL TO: COM_HELP@EKOCONTRACT.COM

COM (YDS.)	2.75
COL (SQ. FT.)	50
WEIGHT (LBS.)	55
CUBIC FEET	14

COM (YDS.)	5
COL (SQ. FT.)	90
WEIGHT (LBS.)	105
CUBIC FEET	29

COM (YDS.)	5
COL (SQ. FT.)	90
WEIGHT (LBS.)	208
CUBIC FEET	51



PRODUCT SPECIFICATIONS

DESIGNED AS A SIMPLE SOLUTION TO QUICKLY CARVE AND DIVIDE SPACE, H@KR CREATES ENERGIZED ENVIRONMENTS WHERE TEAMWORK, LEARNING AND COLLABORATION IS THE WORKING NORM. A THOUGHTFUL MIX OF LIGHTLY-SCALED COMPONENTS WITH TECH-SAVVY FEATURES ALLOWS FOR EASY PRODUCT MANEUVERING AND INSTANT RECONFIGURABILITY. WHETHER PLANNING A SMALL BUSINESS START-UP OR AN URBAN BUILDING RENEWAL, H@KR SETS THE TONE FOR CUTTING-EDGE CREATIVITY AND THE NEXT BIG IDEA.

H@KR'S SUPERIOR CONSTRUCTION INCLUDES SOLID HARDWOOD AND CNC CUT FURNITURE GRADE PLYWOOD FRAMES. JOINTS ARE CORNER BLOCKED, GLUED, AND FASTENED FOR DURABILITY. TEXTILES ARE HAND-TAILORED OVER 100% POLYURETHANE FOAM THAT MEETS CAL 117 STANDARDS.

DESIGNED BY IDI.

MODEL

DESCRIPTION

FABRIC LIST PRICE

COM CUE 2 3 4 5 6 7 8

37008R RIGHT PRIVACY PANEL 595 655 785 870 955 1,040 1,125 1,210 1,365

SHIPS KD, ASSEMBLY REQUIRED



37008L LEFT PRIVACY PANEL 595 655 785 870 955 1,040 1,125 1,210 1,365

SHIPS KD, ASSEMBLY REQUIRED



37006 SQUARE OTTOMAN 415 435 475 505 535 565 595 625 675

OPTIONAL CASTERS AVAILABLE

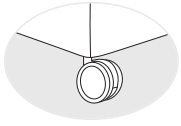


37007 ROUND OTTOMAN 415 435 475 505 535 565 595 625 675

OPTIONAL CASTERS AVAILABLE



ADDITIONAL PRODUCT ORDERING OPTIONS



SOHW

FOUR 50 MM BLACK HARD WHEEL
CASTERS FOR SOFT FLOORS. INCLUDES
TWO LOCKING BACK CASTERS.
ADDS .5 INCHES TO SEAT HEIGHT.
(ADD \$15 LIST)

ALSO AVAILABLE:

SOSW

FOUR 50 MM BLACK SOFT WHEEL
CASTERS FOR HARD FLOORS. INCLUDES
TWO LOCKING BACK CASTERS.
ADDS .5 INCHES TO SEAT HEIGHT.
(ADD \$50 LIST)

LEATHER LIST PRICE

COL	C1	C2	C3	C4	C5	C6
	BASIC	FUNDAMENTAL	HAMPTON	VOLO	ANDES	VELLUTO PELLE

785	1,440	1,565	1,665	QUOTED UPON REQUEST
-----	-------	-------	-------	---------------------

785	1,440	1,565	1,665	QUOTED UPON REQUEST
-----	-------	-------	-------	---------------------

475	710	755	785	QUOTED UPON REQUEST
-----	-----	-----	-----	---------------------

475	710	755	785	QUOTED UPON REQUEST
-----	-----	-----	-----	---------------------

DIMENSIONS

W	28.25
D	31
H	52

W	28.25
D	31
H	52

W	24
D	24
H	16.25

W	24
D	24
H	16.25

FIGURES

YARDAGE REQUIREMENTS SHOWN
ARE BASED ON NON-DIRECTIONAL
54" TEXTILES. REFER TO PAGE 3
FOR HELP WITH TEXTILES WITH
REPEATS OR SEND AN EMAIL TO:
COM_HELP@EKOCONTRACT.COM

COM (YDS.)	4
COL (SQ. FT.)	72
WEIGHT (LBS.)	26
CUBIC FEET	27

COM (YDS.)	4
COL (SQ. FT.)	72
WEIGHT (LBS.)	26
CUBIC FEET	27

COM (YDS.)	1.5
COL (SQ. FT.)	27
WEIGHT (LBS.)	26
CUBIC FEET	6

COM (YDS.)	2
COL (SQ. FT.)	36
WEIGHT (LBS.)	19
CUBIC FEET	6



PRODUCT SPECIFICATIONS

DESIGNED AS A SIMPLE SOLUTION TO QUICKLY CARVE AND DIVIDE SPACE, H@KR CREATES ENERGIZED ENVIRONMENTS WHERE TEAMWORK, LEARNING AND COLLABORATION IS THE WORKING NORM. A THOUGHTFUL MIX OF LIGHTLY-SCALED COMPONENTS WITH TECH-SAVVY FEATURES ALLOWS FOR EASY PRODUCT MANEUVERING AND INSTANT RECONFIGURABILITY. WHETHER PLANNING A SMALL BUSINESS START-UP OR AN URBAN BUILDING RENEWAL, H@KR SETS THE TONE FOR CUTTING-EDGE CREATIVITY AND THE NEXT BIG IDEA.

H@KR'S SUPERIOR CONSTRUCTION INCLUDES SOLID HARDWOOD AND CNC CUT FURNITURE GRADE PLYWOOD FRAMES. JOINTS ARE CORNER BLOCKED, GLUED, AND FASTENED FOR DURABILITY. TEXTILES ARE HAND-TAILORED OVER 100% POLYURETHANE FOAM THAT MEETS CAL 117 STANDARDS.

DESIGNED BY IDI.

TABLE LAMINATE FINISHES

GROUP 1

LW1 FUSION MAPLE
LS1 DOVER WHITE

GROUP 2

LW3 HUNTINGTON MAPLE
LW7 MONTANA WALNUT
LW8 CAFELLE

COMPUTER TABLE METAL PAINT COLORS

PC1 MILK GLOSS
PC4 SILVER
PC6 RAVEN

MODEL	DESCRIPTION	LIST PRICE	
		GROUP 1	GROUP 2

37009	SQUARE TABLE	570	680
-------	--------------	-----	-----



37010	SQUARE TABLE	1,250	1,360
-------	--------------	-------	-------

WITH POWER CENTER

CONTAINS 2 POWER OUTLETS, 2 ACTIVE USB PORTS AND 120-INCH POWER CORD. SPECIFY BLACK OR WHITE FOR POWER CENTER.



37011	CONNECTING TABLE	570	680
-------	------------------	-----	-----



37012	CONNECTING TABLE	1,250	1,360
-------	------------------	-------	-------

WITH POWER CENTER


CONTAINS 2 POWER OUTLETS, 2 ACTIVE USB PORTS AND 120-INCH POWER CORD. SPECIFY BLACK OR WHITE FOR POWER CENTER.



37013	COMPUTER TABLE	765	785
-------	----------------	-----	-----

SHIPS UPS IN THREE SEPARATE CARTONS, TOP-BASE-COLUMN







DIMENSIONS		FIGURES
W	24	WEIGHT (LBS.) 65
D	24	CUBIC FEET 5
H	15	




W	24	WEIGHT (LBS.) 65
D	24	CUBIC FEET 5
H	15	



W	14	WEIGHT (LBS.) 50
D	29.5	CUBIC FEET 4
H	15	



W	14	WEIGHT (LBS.) 50
D	29.5	CUBIC FEET 4
H	15	



W	22	WEIGHT (LBS.) 52
D	23.5	CUBIC FEET 8
H	25.5	

hypate lounge



PRODUCT SPECIFICATIONS

HYPATE LOUNGE FLAUNTS GRACEFUL CURVES, REFINED SHAPES, AND FLARED LINES, FROM EVERY ANGLE, IN A COLLECTION THAT SHOWCASES ATTENTION TO DETAILS.


HYPATE LOUNGE'S SUPERIOR CONSTRUCTION INCLUDES SOLID HARDWOOD AND CNC CUT FURNITURE GRADE PLYWOOD FRAMES. JOINTS ARE CORNER BLOCKED, GLUED, AND FASTENED FOR DURABILITY. TEXTILES ARE HAND-TAILORED OVER 100% POLYURETHANE FOAM THAT MEETS CAL 117 STANDARDS. DOUBLE NEEDLE STITCHED SEWING TECHNIQUE WITH COLOR MATCHED THREAD ADDS EXTRA STRENGTH TO SEAMS AND STYLISH FLAIR.

DESIGNED BY JOHN STAFFORD/CHRIS CARTER.


FINISHES

- 10** NATURAL
- 11** MONTICELLO
- 12** HUNTINGTON
- 13** WILD CHERRY
- 14** VERSAILLES
- 16** CAFELLE
- 53** LIGHT MAPLE
- 31** CINNAMON CHERRY
- 24** IMPERIAL CHERRY
- 15** EMPIRE MAHOGANY
- 46** ROYAL MAHOGANY
- 69** BOURBON MAHOGANY
- 64** APPALACHIAN MAHOGANY
- 42** LIGHT WALNUT
- 38** HERITAGE WALNUT
- 20** TRADITIONAL WALNUT
- 57** EBONY WALNUT
- 72** BLACK (LOW SHEEN)


MODEL	DESCRIPTION	FABRIC LIST PRICE								
		COM	CUE	2	3	4	5	6	7	8
33041	CLUB CHAIR	1,340	1,495	1,595	1,705	1,820	1,930	2,040	2,150	2,395



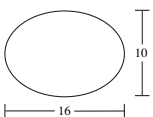
33042	LOVESEAT	1,955	2,120	2,345	2,470	2,590	2,730	2,875	3,015	3,300
--------------	----------	-------	-------	-------	-------	-------	-------	-------	-------	-------



33043	SOFA	2,425	2,600	2,860	3,020	3,185	3,345	3,510	3,670	3,995
--------------	------	-------	-------	-------	-------	-------	-------	-------	-------	-------



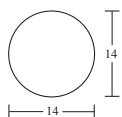
TABLET OPTIONS



MAPLE VENEER OVAL TABLET
25 LB. WEIGHT RATING
RIGHT HANDED POSITION **DWR** (ADD \$360 LIST)
LEFT HANDED POSITION **DWL** (ADD \$360 LIST)



BLACK LAMINATE OVAL TABLET
25 LB. WEIGHT RATING
RIGHT HANDED POSITION **OLR** (ADD \$305 LIST)
LEFT HANDED POSITION **OLL** (ADD \$305 LIST)



MAPLE VENEER CIRCLE TABLET
25 LB. WEIGHT RATING
RIGHT HANDED POSITION **RWR** (ADD \$360 LIST)
LEFT HANDED POSITION **RWL** (ADD \$360 LIST)

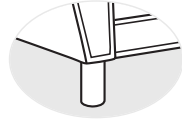


BLACK LAMINATE CIRCLE TABLET
25 LB. WEIGHT RATING
RIGHT HANDED POSITION **RLR** (ADD \$305 LIST)
LEFT HANDED POSITION **RLl** (ADD \$305 LIST)

METAL PAINT COLORS

- S** STANDARD ALUMINUM
- PC1** MILK GLOSS
- PC2** CHARCOAL GLOSS
- PC3** OATMEAL GLOSS
- PC4** SILVER
- PC5** CHROME
- PC6** RAVEN

ADDITIONAL PRODUCT ORDERING OPTIONS



**ML
METAL LEG**
SOLID MILLED ALUMINUM LEG
(ADD \$75 LIST)

TO ORDER, SPECIFY:

1. MODEL NUMBER
2. LEG FINISH
3. FABRIC

EXAMPLE

32041/53/MAHARAM DART 017 SCRIBE

TIPS:
**PLEASE BE AWARE THE
INSIDE BACK DETAIL
WILL DISTORT PATTERN
MATCHED TEXTILES.**

LEATHER LIST PRICE

COL	C1	C2	C3	C4	C5	C6
	BASIC	FUNDAMENTAL	HAMPTON	VOLO	ANDES	VELLUTO PELLE

1,540 2,600 2,790 2,920 QUOTED UPON REQUEST

2,255 3,775 4,060 4,250 QUOTED UPON REQUEST

2,825 4,620 4,960 5,190 QUOTED UPON REQUEST

DIMENSIONS

FIGURES

YARDAGE REQUIREMENTS SHOWN
ARE BASED ON NON-DIRECTIONAL
54" TEXTILES. REFER TO PAGE 3
FOR HELP WITH TEXTILES WITH
REPEATS OR SEND AN EMAIL TO:
COM_HELP@EKOCONTRACT.COM

W	35	COM (YDS.)	5.5
D	31	COL (SQ. FT.)	105
H	35.5	WEIGHT (LBS.)	66
SW	23	CUBIC FEET	24
SD	19.25		
SH	17.5		
BH	17		
AH	7		

W	57	COM (YDS.)	7
D	31	COL (SQ. FT.)	135
H	35.5	WEIGHT (LBS.)	94
SW	45	CUBIC FEET	37
SD	19.25		
SH	17.5		
BH	17		
AH	7		

W	72	COM (YDS.)	9
D	31	COL (SQ. FT.)	175
H	35.5	WEIGHT (LBS.)	122
SW	68	CUBIC FEET	52
SD	19.25		
SH	17.5		
BH	17		
AH	7		

CUP HOLDER OPTIONS



WHITE CUP HOLDER
RIGHT HANDED POSITION **CRW** (ADD \$160 LIST)
LEFT HANDED POSITION **CLW** (ADD \$160 LIST)



BLACK CUP HOLDER
RIGHT HANDED POSITION **CRB** (ADD \$160 LIST)
LEFT HANDED POSITION **CLB** (ADD \$160 LIST)



TABLET CUP HOLDER
ATTACHES UNDER TABLET **TCH** (ADD \$65 LIST)

hypate lounge



PRODUCT SPECIFICATIONS

HYPATE LOUNGE FLAUNTS GRACEFUL CURVES, REFINED SHAPES, AND FLARED LINES, FROM EVERY ANGLE, IN A COLLECTION THAT SHOWCASES ATTENTION TO DETAILS.


HYPATE LOUNGE'S SUPERIOR CONSTRUCTION INCLUDES SOLID HARDWOOD AND CNC CUT FURNITURE GRADE PLYWOOD FRAMES. JOINTS ARE CORNER BLOCKED, GLUED, AND FASTENED FOR DURABILITY. TEXTILES ARE HAND-TAILORED OVER 100% POLYURETHANE FOAM THAT MEETS CAL 117 STANDARDS. DOUBLE NEEDLE STITCHED SEWING TECHNIQUE WITH COLOR MATCHED THREAD ADDS EXTRA STRENGTH TO SEAMS AND STYLISH FLAIR.

DESIGNED BY JOHN STAFFORD/CHRIS CARTER.

FINISHES

- 10** NATURAL
- 11** MONTICELLO
- 12** HUNTINGTON
- 13** WILD CHERRY
- 14** VERSAILLES
- 16** CAFELLE
- 53** LIGHT MAPLE
- 31** CINNAMON CHERRY
- 24** IMPERIAL CHERRY
- 15** EMPIRE MAHOGANY
- 46** ROYAL MAHOGANY
- 69** BOURBON MAHOGANY
- 64** APPALACHIAN MAHOGANY
- 42** LIGHT WALNUT
- 38** HERITAGE WALNUT
- 20** TRADITIONAL WALNUT
- 57** EBONY WALNUT
- 72** BLACK (LOW SHEEN)


MODEL	DESCRIPTION	FABRIC LIST PRICE								
		COM	CUE	2	3	4	5	6	7	8
33051	CLUB CHAIR	1.425	1.580	1.680	1.790	1.905	2.010	2.125	2.235	2.480



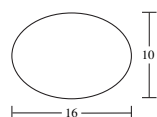
33052	LOVESEAT	2,040	2,205	2,430	2,555	2,675	2,820	2,960	3,100	3,385
--------------	----------	-------	-------	-------	-------	-------	-------	-------	-------	-------



33053	SOFA	2,510	2,685	2,945	3,105	3,270	3,430	3,595	3,755	4,080
--------------	------	-------	-------	-------	-------	-------	-------	-------	-------	-------



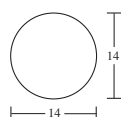
TABLET OPTIONS



MAPLE VENEER OVAL TABLET
25 LB. WEIGHT RATING
RIGHT HANDED POSITION **DWR** (ADD \$360 LIST)
LEFT HANDED POSITION **DWL** (ADD \$360 LIST)



BLACK LAMINATE OVAL TABLET
25 LB. WEIGHT RATING
RIGHT HANDED POSITION **OLR** (ADD \$305 LIST)
LEFT HANDED POSITION **OLL** (ADD \$305 LIST)



MAPLE VENEER CIRCLE TABLET
25 LB. WEIGHT RATING
RIGHT HANDED POSITION **RWR** (ADD \$360 LIST)
LEFT HANDED POSITION **RWL** (ADD \$360 LIST)

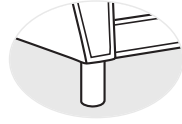


BLACK LAMINATE CIRCLE TABLET
25 LB. WEIGHT RATING
RIGHT HANDED POSITION **RLR** (ADD \$305 LIST)
LEFT HANDED POSITION **RLl** (ADD \$305 LIST)

METAL PAINT COLORS

- S** STANDARD ALUMINUM
- PC1** MILK GLOSS
- PC2** CHARCOAL GLOSS
- PC3** OATMEAL GLOSS
- PC4** SILVER
- PC5** CHROME
- PC6** RAVEN

ADDITIONAL PRODUCT ORDERING OPTIONS



**ML
METAL LEG**
SOLID MILLED ALUMINUM LEG
(ADD \$75 LIST)

TO ORDER, SPECIFY:

1. MODEL NUMBER
2. LEG/ARM FINISH
3. FABRIC

EXAMPLE

32051/53/MAHARAM DART 017 SCRIBE

TIPS:
**PLEASE BE AWARE THE
INSIDE BACK DETAIL
WILL DISTORT PATTERN
MATCHED TEXTILES.**

LEATHER LIST PRICE

COL	C1	C2	C3	C4	C5	C6
	BASIC	FUNDAMENTAL	HAMPTON	VOLO	ANDES	VELLUTO PELLE

1,625 2,685 2,875 3,005 QUOTED UPON REQUEST

2,340 3,860 4,145 4,335 QUOTED UPON REQUEST

2,915 4,705 5,045 5,275 QUOTED UPON REQUEST

DIMENSIONS

FIGURES

YARDAGE REQUIREMENTS SHOWN
ARE BASED ON NON-DIRECTIONAL
54" TEXTILES. REFER TO PAGE 3
FOR HELP WITH TEXTILES WITH
REPEATS OR SEND AN EMAIL TO:
COM_HELP@EKOCONTRACT.COM

W	35	COM (YDS.)	5.5
D	31	COL (SQ. FT.)	105
H	35.5	WEIGHT (LBS.)	66
SW	23	CUBIC FEET	24
SD	19.25		
SH	17.5		
BH	17		
AH	7		

W	57	COM (YDS.)	7
D	31	COL (SQ. FT.)	135
H	35.5	WEIGHT (LBS.)	94
SW	45	CUBIC FEET	37
SD	19.25		
SH	17.5		
BH	17		
AH	7		

W	72	COM (YDS.)	9
D	31	COL (SQ. FT.)	175
H	35.5	WEIGHT (LBS.)	122
SW	68	CUBIC FEET	52
SD	19.25		
SH	17.5		
BH	17		
AH	7		

CUP HOLDER OPTIONS



WHITE CUP HOLDER
RIGHT HANDED POSITION **CRW** (ADD \$160 LIST)
LEFT HANDED POSITION **CLW** (ADD \$160 LIST)



BLACK CUP HOLDER
RIGHT HANDED POSITION **CRB** (ADD \$160 LIST)
LEFT HANDED POSITION **CLB** (ADD \$160 LIST)



TABLET CUP HOLDER
ATTACHES UNDER TABLET **TCH** (ADD \$65 LIST)

hypate lounge



PRODUCT SPECIFICATIONS

HYPATE LOUNGE FLAUNTS GRACEFUL CURVES, REFINED SHAPES, AND FLARED LINES, FROM EVERY ANGLE, IN A COLLECTION THAT SHOWCASES ATTENTION TO DETAILS.


HYPATE LOUNGE'S SUPERIOR CONSTRUCTION INCLUDES SOLID HARDWOOD AND CNC CUT FURNITURE GRADE PLYWOOD FRAMES. JOINTS ARE CORNER BLOCKED, GLUED, AND FASTENED FOR DURABILITY. TEXTILES ARE HAND-TAILORED OVER 100% POLYURETHANE FOAM THAT MEETS CAL 117 STANDARDS. DOUBLE NEEDLE STITCHED SEWING TECHNIQUE WITH COLOR MATCHED THREAD ADDS EXTRA STRENGTH TO SEAMS AND STYLISH FLAIR.

DESIGNED BY JOHN STAFFORD/CHRIS CARTER.

FINISHES

- 10** NATURAL
- 11** MONTICELLO
- 12** HUNTINGTON
- 13** WILD CHERRY
- 14** VERSAILLES
- 16** CAFELLE
- 53** LIGHT MAPLE
- 31** CINNAMON CHERRY
- 24** IMPERIAL CHERRY
- 15** EMPIRE MAHOGANY
- 46** ROYAL MAHOGANY
- 69** BOURBON MAHOGANY
- 64** APPALACHIAN MAHOGANY
- 42** LIGHT WALNUT
- 38** HERITAGE WALNUT
- 20** TRADITIONAL WALNUT
- 57** EBONY WALNUT
- 72** BLACK (LOW SHEEN)


MODEL	DESCRIPTION	FABRIC LIST PRICE								
		COM	CUE	2	3	4	5	6	7	8
32041	CLUB CHAIR	1,340	1,495	1,595	1,705	1,820	1,930	2,040	2,150	2,395



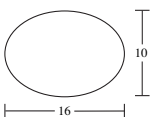
32042	LOVESEAT	1,955	2,120	2,345	2,470	2,590	2,730	2,875	3,015	3,300
--------------	----------	-------	-------	-------	-------	-------	-------	-------	-------	-------



32043	SOFA	2,425	2,600	2,860	3,020	3,185	3,345	3,510	3,670	3,995
--------------	------	-------	-------	-------	-------	-------	-------	-------	-------	-------



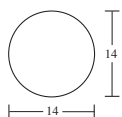
TABLET OPTIONS



MAPLE VENEER OVAL TABLET
25 LB. WEIGHT RATING
RIGHT HANDED POSITION **DWR** (ADD \$360 LIST)
LEFT HANDED POSITION **DWL** (ADD \$360 LIST)



BLACK LAMINATE OVAL TABLET
25 LB. WEIGHT RATING
RIGHT HANDED POSITION **OLR** (ADD \$305 LIST)
LEFT HANDED POSITION **OLL** (ADD \$305 LIST)



MAPLE VENEER CIRCLE TABLET
25 LB. WEIGHT RATING
RIGHT HANDED POSITION **RWR** (ADD \$360 LIST)
LEFT HANDED POSITION **RWL** (ADD \$360 LIST)

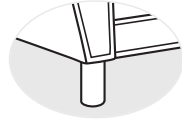


BLACK LAMINATE CIRCLE TABLET
25 LB. WEIGHT RATING
RIGHT HANDED POSITION **RLR** (ADD \$305 LIST)
LEFT HANDED POSITION **RLl** (ADD \$305 LIST)

METAL PAINT COLORS

- S** STANDARD ALUMINUM
- PC1** MILK GLOSS
- PC2** CHARCOAL GLOSS
- PC3** OATMEAL GLOSS
- PC4** SILVER
- PC5** CHROME
- PC6** RAVEN

ADDITIONAL PRODUCT ORDERING OPTIONS



**ML
METAL LEG**
SOLID MILLED ALUMINUM LEG
(ADD \$75 LIST)

TO ORDER, SPECIFY:

1. MODEL NUMBER
2. LEG FINISH
3. FABRIC

EXAMPLE

32041/53/MAHARAM DART 017 SCRIBE

TIPS:
**PLEASE BE AWARE THE
INSIDE BACK DETAIL
WILL DISTORT PATTERN
MATCHED TEXTILES.**

LEATHER LIST PRICE

COL	C1	C2	C3	C4	C5	C6
	BASIC	FUNDAMENTAL	HAMPTON	VOLO	ANDES	VELLUTO PELLE

1,540 2,600 2,790 2,920 QUOTED UPON REQUEST

2,255 3,775 4,060 4,250 QUOTED UPON REQUEST

2,825 4,620 4,960 5,190 QUOTED UPON REQUEST

DIMENSIONS

FIGURES

YARDAGE REQUIREMENTS SHOWN
ARE BASED ON NON-DIRECTIONAL
54" TEXTILES. REFER TO PAGE 3
FOR HELP WITH TEXTILES WITH
REPEATS OR SEND AN EMAIL TO:
COM_HELP@EKOCONTRACT.COM

W	35	COM (YDS.)	5.5
D	31	COL (SQ. FT.)	105
H	35.5	WEIGHT (LBS.)	66
SW	23	CUBIC FEET	24
SD	19.25		
SH	17.5		
BH	17		
AH	7		

W	57	COM (YDS.)	7
D	31	COL (SQ. FT.)	135
H	35.5	WEIGHT (LBS.)	94
SW	45	CUBIC FEET	37
SD	19.25		
SH	17.5		
BH	17		
AH	7		

W	72	COM (YDS.)	9
D	31	COL (SQ. FT.)	175
H	35.5	WEIGHT (LBS.)	122
SW	68	CUBIC FEET	52
SD	19.25		
SH	17.5		
BH	17		
AH	7		

CUP HOLDER OPTIONS



WHITE CUP HOLDER
RIGHT HANDED POSITION **CRW** (ADD \$160 LIST)
LEFT HANDED POSITION **CLW** (ADD \$160 LIST)



BLACK CUP HOLDER
RIGHT HANDED POSITION **CRB** (ADD \$160 LIST)
LEFT HANDED POSITION **CLB** (ADD \$160 LIST)



TABLET CUP HOLDER
ATTACHES UNDER TABLET **TCH** (ADD \$65 LIST)

hypate lounge



PRODUCT SPECIFICATIONS

HYPATE LOUNGE FLAUNTS GRACEFUL CURVES, REFINED SHAPES, AND FLARED LINES, FROM EVERY ANGLE, IN A COLLECTION THAT SHOWCASES ATTENTION TO DETAILS.

HYPATE LOUNGE'S SUPERIOR CONSTRUCTION INCLUDES SOLID HARDWOOD AND CNC CUT FURNITURE GRADE PLYWOOD FRAMES. JOINTS ARE CORNER BLOCKED, GLUED, AND FASTENED FOR DURABILITY. TEXTILES ARE HAND-TAILORED OVER 100% POLYURETHANE FOAM THAT MEETS CAL 117 STANDARDS. DOUBLE NEEDLE STITCHED SEWING TECHNIQUE WITH COLOR MATCHED THREAD ADDS EXTRA STRENGTH TO SEAMS AND STYLISH FLAIR.

DESIGNED BY JOHN STAFFORD/CHRIS CARTER.

FINISHES

- 10** NATURAL
- 11** MONTICELLO
- 12** HUNTINGTON
- 13** WILD CHERRY
- 14** VERSAILLES
- 16** CAFELLE
- 53** LIGHT MAPLE
- 31** CINNAMON CHERRY
- 24** IMPERIAL CHERRY
- 15** EMPIRE MAHOGANY
- 46** ROYAL MAHOGANY
- 69** BOURBON MAHOGANY
- 64** APPALACHIAN MAHOGANY
- 42** LIGHT WALNUT
- 38** HERITAGE WALNUT
- 20** TRADITIONAL WALNUT
- 57** EBONY WALNUT
- 72** BLACK (LOW SHEEN)

MODEL	DESCRIPTION	FABRIC LIST PRICE								
		COM	CUE	2	3	4	5	6	7	8
32051	CLUB CHAIR	1,425	1,580	1,680	1,790	1,905	2,010	2,125	2,235	2,480



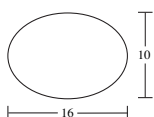
32052	LOVESEAT	2,040	2,205	2,430	2,555	2,675	2,820	2,960	3,100	3,385
--------------	----------	-------	-------	-------	-------	-------	-------	-------	-------	-------



32053	SOFA	2,510	2,685	2,945	3,105	3,270	3,430	3,595	3,755	4,080
--------------	------	-------	-------	-------	-------	-------	-------	-------	-------	-------



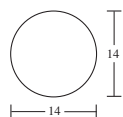
TABLET OPTIONS



MAPLE VENEER OVAL TABLET
25 LB. WEIGHT RATING
RIGHT HANDED POSITION **DWR** (ADD \$360 LIST)
LEFT HANDED POSITION **DWL** (ADD \$360 LIST)



BLACK LAMINATE OVAL TABLET
25 LB. WEIGHT RATING
RIGHT HANDED POSITION **DLR** (ADD \$305 LIST)
LEFT HANDED POSITION **DLL** (ADD \$305 LIST)



MAPLE VENEER CIRCLE TABLET
25 LB. WEIGHT RATING
RIGHT HANDED POSITION **RWR** (ADD \$360 LIST)
LEFT HANDED POSITION **RWL** (ADD \$360 LIST)

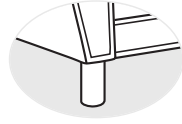


BLACK LAMINATE CIRCLE TABLET
25 LB. WEIGHT RATING
RIGHT HANDED POSITION **RLR** (ADD \$305 LIST)
LEFT HANDED POSITION **RLL** (ADD \$305 LIST)

METAL PAINT COLORS

- S** STANDARD ALUMINUM
- PC1** MILK GLOSS
- PC2** CHARCOAL GLOSS
- PC3** OATMEAL GLOSS
- PC4** SILVER
- PC5** CHROME
- PC6** RAVEN

ADDITIONAL PRODUCT ORDERING OPTIONS



**ML
METAL LEG**
SOLID MILLED ALUMINUM LEG
(ADD \$75 LIST)

TO ORDER, SPECIFY:

1. MODEL NUMBER
2. LEG/ARM FINISH
3. FABRIC

EXAMPLE

32051/53/MAHARAM DART 017 SCRIBE

TIPS:
**PLEASE BE AWARE THE
INSIDE BACK DETAIL
WILL DISTORT PATTERN
MATCHED TEXTILES.**

LEATHER LIST PRICE

COL	C1	C2	C3	C4	C5	C6
	BASIC	FUNDAMENTAL	HAMPTON	VOLO	ANDES	VELLUTO PELLE

1,625 2,685 2,875 3,005 QUOTED UPON REQUEST

2,340 3,860 4,145 4,335 QUOTED UPON REQUEST

2,915 4,705 5,045 5,275 QUOTED UPON REQUEST

DIMENSIONS

FIGURES

YARDAGE REQUIREMENTS SHOWN
ARE BASED ON NON-DIRECTIONAL
54" TEXTILES. REFER TO PAGE 3
FOR HELP WITH TEXTILES WITH
REPEATS OR SEND AN EMAIL TO:
COM_HELP@EKOCONTRACT.COM

W	35	COM (YDS.)	5.5
D	31	COL (SQ. FT.)	105
H	35.5	WEIGHT (LBS.)	66
SW	23	CUBIC FEET	24
SD	19.25		
SH	17.5		
BH	17		
AH	7		

W	57	COM (YDS.)	7
D	31	COL (SQ. FT.)	135
H	35.5	WEIGHT (LBS.)	94
SW	45	CUBIC FEET	37
SD	19.25		
SH	17.5		
BH	17		
AH	7		

W	72	COM (YDS.)	9
D	31	COL (SQ. FT.)	175
H	35.5	WEIGHT (LBS.)	122
SW	68	CUBIC FEET	52
SD	19.25		
SH	17.5		
BH	17		
AH	7		

CUP HOLDER OPTIONS



WHITE CUP HOLDER
RIGHT HANDED POSITION **CRW** (ADD \$160 LIST)
LEFT HANDED POSITION **CLW** (ADD \$160 LIST)



BLACK CUP HOLDER
RIGHT HANDED POSITION **CRB** (ADD \$160 LIST)
LEFT HANDED POSITION **CLB** (ADD \$160 LIST)



TABLET CUP HOLDER
ATTACHES UNDER TABLET **TCH** (ADD \$65 LIST)

hypate lounge



PRODUCT SPECIFICATIONS

HYPATE LOUNGE FLAUNTS GRACEFUL CURVES, REFINED SHAPES, AND FLARED LINES, FROM EVERY ANGLE, IN A COLLECTION THAT SHOWCASES ATTENTION TO DETAILS.


HYPATE LOUNGE'S SUPERIOR CONSTRUCTION INCLUDES SOLID HARDWOOD AND CNC CUT FURNITURE GRADE PLYWOOD FRAMES. JOINTS ARE CORNER BLOCKED, GLUED, AND FASTENED FOR DURABILITY. TEXTILES ARE HAND-TAILORED OVER 100% POLYURETHANE FOAM THAT MEETS CAL 117 STANDARDS. DOUBLE NEEDLE STITCHED SEWING TECHNIQUE WITH COLOR MATCHED THREAD ADDS EXTRA STRENGTH TO SEAMS AND STYLISH FLAIR.

DESIGNED BY JOHN STAFFORD/CHRIS CARTER.


FINISHES

- 10 NATURAL
- 11 MONTICELLO
- 12 HUNTINGTON
- 13 WILD CHERRY
- 14 VERSAILLES
- 16 CAFELLE
- 53 LIGHT MAPLE
- 31 CINNAMON CHERRY
- 24 IMPERIAL CHERRY
- 15 EMPIRE MAHOGANY
- 46 ROYAL MAHOGANY
- 69 BOURBON MAHOGANY
- 64 APPALACHIAN MAHOGANY
- 42 LIGHT WALNUT
- 38 HERITAGE WALNUT
- 20 TRADITIONAL WALNUT
- 57 EBONY WALNUT
- 72 BLACK (LOW SHEEN)


MODEL	DESCRIPTION	FABRIC LIST PRICE								
		COM	CUE	2	3	4	5	6	7	8
32061	CLUB CHAIR	1.380	1.535	1.635	1.745	1.860	1.970	2.080	2.190	2.435



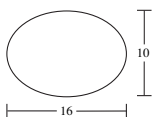
32062	LOVESEAT	2,035	2,150	2,425	2,550	2,670	2,815	2,955	3,095	3,380
-------	----------	-------	-------	-------	-------	-------	-------	-------	-------	-------



32063	SOFA	2,465	2,640	2,900	3,060	3,325	3,375	3,550	3,710	4,035
-------	------	-------	-------	-------	-------	-------	-------	-------	-------	-------



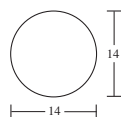
TABLET OPTIONS



MAPLE VENEER OVAL TABLET
25 LB. WEIGHT RATING
RIGHT HANDED POSITION **DWR** (ADD \$360 LIST)
LEFT HANDED POSITION **DWL** (ADD \$360 LIST)



BLACK LAMINATE OVAL TABLET
25 LB. WEIGHT RATING
RIGHT HANDED POSITION **OLR** (ADD \$305 LIST)
LEFT HANDED POSITION **OLL** (ADD \$305 LIST)



MAPLE VENEER CIRCLE TABLET
25 LB. WEIGHT RATING
RIGHT HANDED POSITION **RWR** (ADD \$360 LIST)
LEFT HANDED POSITION **RWL** (ADD \$360 LIST)

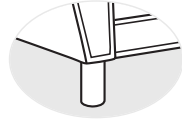


BLACK LAMINATE CIRCLE TABLET
25 LB. WEIGHT RATING
RIGHT HANDED POSITION **RLR** (ADD \$305 LIST)
LEFT HANDED POSITION **RLL** (ADD \$305 LIST)

METAL PAINT COLORS

- S** STANDARD ALUMINUM
- PC1** MILK GLOSS
- PC2** CHARCOAL GLOSS
- PC3** OATMEAL GLOSS
- PC4** SILVER
- PC5** CHROME
- PC6** RAVEN

ADDITIONAL PRODUCT ORDERING OPTIONS



**ML
METAL LEG**
SOLID MILLED ALUMINUM LEG
(ADD \$75 LIST)

TO ORDER, SPECIFY:

1. MODEL NUMBER
2. LEG FINISH
3. FABRIC

EXAMPLE

32061/53/MAHARAM DART 017 SCRIBE

TIPS:
**PLEASE BE AWARE THE
INSIDE BACK DETAIL
WILL DISTORT PATTERN
MATCHED TEXTILES.**

LEATHER LIST PRICE

COL	C1	C2	C3	C4	C5	C6
	BASIC	FUNDAMENTAL	HAMPTON	VOLO	ANDES	VELLUTO PELLE

1,580 2,640 2,830 2,960 QUOTED UPON REQUEST

2,335 3,855 4,140 4,330 QUOTED UPON REQUEST

2,865 4,660 5,040 5,230 QUOTED UPON REQUEST

DIMENSIONS

FIGURES

YARDAGE REQUIREMENTS SHOWN
ARE BASED ON NON-DIRECTIONAL
54" TEXTILES. REFER TO PAGE 3
FOR HELP WITH TEXTILES WITH
REPEATS OR SEND AN EMAIL TO:
COM_HELP@EKOCONTRACT.COM

W	35	COM (YDS.)	5.5
D	31	COL (SQ. FT.)	105
H	35.5	WEIGHT (LBS.)	66
SW	23	CUBIC FEET	24
SD	19.25		
SH	17.5		
BH	17		
AH	7		

W	57	COM (YDS.)	7
D	31	COL (SQ. FT.)	135
H	35.5	WEIGHT (LBS.)	94
SW	45	CUBIC FEET	37
SD	19.25		
SH	17.5		
BH	17		
AH	7		

W	72	COM (YDS.)	9
D	31	COL (SQ. FT.)	175
H	35.5	WEIGHT (LBS.)	122
SW	68	CUBIC FEET	52
SD	19.25		
SH	17.5		
BH	17		
AH	7		

CUP HOLDER OPTIONS



WHITE CUP HOLDER
RIGHT HANDED POSITION **CRW** (ADD \$160 LIST)
LEFT HANDED POSITION **CLW** (ADD \$160 LIST)



BLACK CUP HOLDER
RIGHT HANDED POSITION **CRB** (ADD \$160 LIST)
LEFT HANDED POSITION **CLB** (ADD \$160 LIST)



TABLET CUP HOLDER
ATTACHES UNDER TABLET **TCH** (ADD \$65 LIST)

hypate lounge



PRODUCT SPECIFICATIONS

HYPATE LOUNGE FLAUNTS GRACEFUL CURVES, REFINED SHAPES, AND FLARED LINES, FROM EVERY ANGLE, IN A COLLECTION THAT SHOWCASES ATTENTION TO DETAILS.


HYPATE LOUNGE'S SUPERIOR CONSTRUCTION INCLUDES SOLID HARDWOOD AND CNC CUT FURNITURE GRADE PLYWOOD FRAMES. JOINTS ARE CORNER BLOCKED, GLUED, AND FASTENED FOR DURABILITY. TEXTILES ARE HAND-TAILORED OVER 100% POLYURETHANE FOAM THAT MEETS CAL 117 STANDARDS. DOUBLE NEEDLE STITCHED SEWING TECHNIQUE WITH COLOR MATCHED THREAD ADDS EXTRA STRENGTH TO SEAMS AND STYLISH FLAIR.

DESIGNED BY JOHN STAFFORD/CHRIS CARTER.


FINISHES

- 10** NATURAL
- 11** MONTICELLO
- 12** HUNTINGTON
- 13** WILD CHERRY
- 14** VERSAILLES
- 16** CAFELLE
- 53** LIGHT MAPLE
- 31** CINNAMON CHERRY
- 24** IMPERIAL CHERRY
- 15** EMPIRE MAHOGANY
- 46** ROYAL MAHOGANY
- 69** BOURBON MAHOGANY
- 64** APPALACHIAN MAHOGANY
- 42** LIGHT WALNUT
- 38** HERITAGE WALNUT
- 20** TRADITIONAL WALNUT
- 57** EBONY WALNUT
- 72** BLACK (LOW SHEEN)


MODEL	DESCRIPTION	FABRIC LIST PRICE								
		COM	CUE	2	3	4	5	6	7	8
32071	CLUB CHAIR	1,465	1,620	1,720	1,830	1,945	2,055	2,165	2,275	2,520



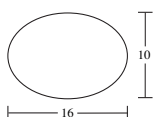
32072	LOVESEAT	2,120	2,235	2,510	2,635	2,755	2,900	3,040	3,180	3,465
--------------	----------	-------	-------	-------	-------	-------	-------	-------	-------	-------



32073	SOFA	2,550	2,725	2,985	3,145	3,310	3,460	3,635	3,795	4,120
--------------	------	-------	-------	-------	-------	-------	-------	-------	-------	-------



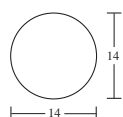
TABLET OPTIONS



MAPLE VENEER OVAL TABLET
25 LB. WEIGHT RATING
RIGHT HANDED POSITION **DWR** (ADD \$360 LIST)
LEFT HANDED POSITION **DWL** (ADD \$360 LIST)



BLACK LAMINATE OVAL TABLET
25 LB. WEIGHT RATING
RIGHT HANDED POSITION **OLR** (ADD \$305 LIST)
LEFT HANDED POSITION **OLL** (ADD \$305 LIST)



MAPLE VENEER CIRCLE TABLET
25 LB. WEIGHT RATING
RIGHT HANDED POSITION **RWR** (ADD \$360 LIST)
LEFT HANDED POSITION **RWL** (ADD \$360 LIST)

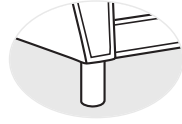


BLACK LAMINATE CIRCLE TABLET
25 LB. WEIGHT RATING
RIGHT HANDED POSITION **RLR** (ADD \$305 LIST)
LEFT HANDED POSITION **RLl** (ADD \$305 LIST)

METAL PAINT COLORS

- S** STANDARD ALUMINUM
- PC1** MILK GLOSS
- PC2** CHARCOAL GLOSS
- PC3** OATMEAL GLOSS
- PC4** SILVER
- PC5** CHROME
- PC6** RAVEN

ADDITIONAL PRODUCT ORDERING OPTIONS



**ML
METAL LEG**
SOLID MILLED ALUMINUM LEG
(ADD \$75 LIST)

TO ORDER, SPECIFY:

1. MODEL NUMBER
2. LEG/ARM FINISH
3. FABRIC

EXAMPLE

32071/53/MAHARAM DART 017 SCRIBE

TIPS:
**PLEASE BE AWARE THE
INSIDE BACK DETAIL
WILL DISTORT PATTERN
MATCHED TEXTILES.**

LEATHER LIST PRICE

COL	C1	C2	C3	C4	C5	C6
	BASIC	FUNDAMENTAL	HAMPTON	VOLO	ANDES	VELLUTO PELLE

1,665 2,725 2,915 3,045 QUOTED UPON REQUEST

2,420 3,940 4,225 4,415 QUOTED UPON REQUEST

2,865 4,745 5,125 5,315 QUOTED UPON REQUEST

DIMENSIONS

FIGURES

YARDAGE REQUIREMENTS SHOWN
ARE BASED ON NON-DIRECTIONAL
54" TEXTILES. REFER TO PAGE 3
FOR HELP WITH TEXTILES WITH
REPEATS OR SEND AN EMAIL TO:
COM_HELP@EKOCONTRACT.COM

W	35	COM (YDS.)	5.5
D	31	COL (SQ. FT.)	105
H	35.5	WEIGHT (LBS.)	66
SW	23	CUBIC FEET	24
SD	19.25		
SH	17.5		
BH	17		
AH	7		

W	57	COM (YDS.)	7
D	31	COL (SQ. FT.)	135
H	35.5	WEIGHT (LBS.)	64
SW	45	CUBIC FEET	37
SD	19.25		
SH	17.5		
BH	17		
AH	7		

W	72	COM (YDS.)	9
D	31	COL (SQ. FT.)	175
H	35.5	WEIGHT (LBS.)	122
SW	68	CUBIC FEET	52
SD	19.25		
SH	17.5		
BH	17		
AH	7		

CUP HOLDER OPTIONS



WHITE CUP HOLDER
RIGHT HANDED POSITION **CRW** (ADD \$160 LIST)
LEFT HANDED POSITION **CLW** (ADD \$160 LIST)



BLACK CUP HOLDER
RIGHT HANDED POSITION **CRB** (ADD \$160 LIST)
LEFT HANDED POSITION **CLB** (ADD \$160 LIST)



TABLET CUP HOLDER
ATTACHES UNDER TABLET **TCH** (ADD \$65 LIST)

hypate tablet



PRODUCT SPECIFICATIONS

HYPATE TABLET INTEGRATES STYLE, COMFORT, AND CONVENIENCE FOR HIGH FUNCTION MOBILE ENVIRONMENTS. TABLETS ARE GENEROUSLY SIZED TO SUPPORT PORTABLE TECHNOLOGY AND PIVOT 360°. AN OPTIONAL POWER MINI-PORT® IS INSTALLABLE ON THE SAME SIDE AS TABLET FOR QUICK CONNECTIONS TO POWERED OFFICE TOOLS. UNDERSEAT STORAGE SHELF IN MAPLE VENEER OR BLACK LAMINATE STOWS CARRY ALONGS EASILY. MODELS COME STANDARD WITH FOUR MAPLE WOOD LEGS. LEG OPTIONS INCLUDE CASTERS IN FRONT AND MAPLE BACK LEGS, OR ALL CASTERS.

HYPATE TABLET'S SUPERIOR CONSTRUCTION INCLUDES SOLID HARDWOOD AND CNC CUT FURNITURE GRADE PLYWOOD FRAMES. JOINTS ARE CORNER BLOCKED, GLUED, AND FASTENED FOR DURABILITY. TEXTILES ARE HAND-TAILORED OVER 100% POLYURETHANE FOAM THAT MEETS CAL 117 STANDARDS. DOUBLE NEEDLE STITCHED SEWING TECHNIQUE WITH COLOR MATCHED THREAD ADDS EXTRA STRENGTH TO SEAMS AND STYLISH FLAIR.

DESIGNED BY JOHN STAFFORD/CHRIS CARTER.

FINISHES

- 10 NATURAL
- 11 MONTICELLO
- 12 HUNTINGTON
- 13 WILD CHERRY
- 14 VERSAILLES
- 16 CAFELLE
- 53 LIGHT MAPLE
- 31 CINNAMON CHERRY
- 24 IMPERIAL CHERRY
- 15 EMPIRE MAHOGANY
- 46 ROYAL MAHOGANY
- 69 BOURBON MAHOGANY
- 64 APPALACHIAN MAHOGANY
- 42 LIGHT WALNUT
- 38 HERITAGE WALNUT
- 20 TRADITIONAL WALNUT
- 57 EBONY WALNUT
- 72 BLACK (LOW SHEEN)

METAL PAINT COLORS

- S STANDARD ALUMINUM
- PC1 MILK GLOSS
- PC2 CHARCOAL GLOSS
- PC3 OATMEAL GLOSS
- PC4 SILVER
- PC5 CHROME
- PC6 RAVEN


MODEL	DESCRIPTION	FABRIC	LIST PRICE	COM	CUE	2	3	4	5	6	7	8
32036	CLUB CHAIR			1,280	1,305	1,470	1,560	1,645	1,715	1,800	1,880	2,045



STANDARD WITH WOOD LEGS AND NO TABLET. SHOWN RIGHT WITH OPTIONAL TABLET ARM SEE BELOW FOR TABLET ORDERING OPTIONS. SEE TOP OF PAGE FOR ADDITIONAL PRODUCT OPTIONS.



32037	CLUB CHAIR W/STORAGE	1,380	1,420	1,600	1,690	1,775	1,845	1,930	2,010	2,175
-------	----------------------	-------	-------	-------	-------	-------	-------	-------	-------	-------



STANDARD WITH WOOD LEGS, BLACK LAMINATE SHELF, AND NO TABLET. SHOWN RIGHT WITH OPTIONAL TABLET ARM SEE BELOW FOR TABLET ORDERING OPTIONS. SEE TOP OF PAGE FOR ADDITIONAL PRODUCT OPTIONS.



MAPLE VENEER SHELF
(ADD \$40 LIST)
SW



BLACK LAMINATE SHELF
(STANDARD)

32035	ARMLESS CHAIR	925	1,000	1,105	1,175	1,240	1,310	1,375	1,445	1,580
-------	---------------	-----	-------	-------	-------	-------	-------	-------	-------	-------



STANDARD WITH WOOD LEGS AND NO TABLET. SHOWN RIGHT WITH OPTIONAL TABLET ARM SEE BELOW FOR TABLET ORDERING OPTIONS. SEE TOP OF PAGE FOR ADDITIONAL PRODUCT OPTIONS.

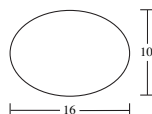


MAPLE VENEER TABLET POLE
150 LB. WEIGHT RATING
(ADD \$435 LIST)
RIGHT HANDED POSITION **DPWR**
LEFT HANDED POSITION **DPWL**



BLACK LAMINATE TABLET POLE
150 LB. WEIGHT RATING
(ADD \$380 LIST)
RIGHT HANDED POSITION **DPLR**
LEFT HANDED POSITION **DPLL**

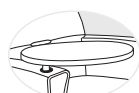
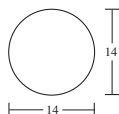
TABLET OPTIONS FOR ARM CHAIRS



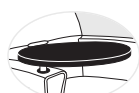
MAPLE VENEER OVAL TABLET
25 LB. WEIGHT RATING
RIGHT HANDED POSITION **DPWR** (ADD \$360 LIST)
LEFT HANDED POSITION **DPWL** (ADD \$360 LIST)



BLACK LAMINATE OVAL TABLET
25 LB. WEIGHT RATING
RIGHT HANDED POSITION **DPLR** (ADD \$305 LIST)
LEFT HANDED POSITION **DPLL** (ADD \$305 LIST)



MAPLE VENEER CIRCLE TABLET
25 LB. WEIGHT RATING
RIGHT HANDED POSITION **RWR** (ADD \$360 LIST)
LEFT HANDED POSITION **RWL** (ADD \$360 LIST)



BLACK LAMINATE CIRCLE TABLET
25 LB. WEIGHT RATING
RIGHT HANDED POSITION **RLR** (ADD \$305 LIST)
LEFT HANDED POSITION **RLL** (ADD \$305 LIST)

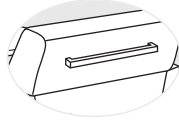
ADDITIONAL PRODUCT ORDERING OPTIONS



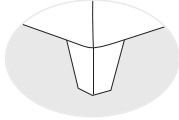
**HWAC
WOOD ARM CAPS**
(ADD \$175 LIST)



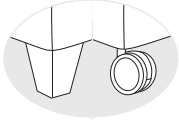
POWER MINI PORT®
AVAILABLE IN SILVER MICA OR
MATTE BLACK. MOUNTS ON SAME
SIDE AS TABLET.
PPS SILVER OR PPB BLACK
POWER (ADD \$230 LIST)



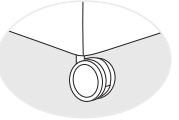
**BACK HANDLE
STANDARD WITH
FC AND AC
LEG OPTIONS**



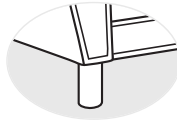
WOOD LEGS
(STANDARD)



**FC
CASTERS ON FRONT/
WOOD LEGS ON BACK
AND HANDLE**
(ADD \$150 LIST)



**AC
ALL CASTERS
AND HANDLE**
(ADD \$200 LIST)



**ML
METAL LEG**
SOLID MILLED ALUMINUM LEG
(ADD \$75 LIST)

LEATHER LIST PRICE

COL	C1	C2	C3	C4	C5	C6
	BASIC	FUNDAMENTAL	HAMPTON	VOLO	ANDES	VELLUTO PELLE

1,480 2,455 2,640 2,770 QUOTED UPON REQUEST

1,550 2,525 2,710 2,840 QUOTED UPON REQUEST

1,025 1,630 1,740 1,825 QUOTED UPON REQUEST

TO ORDER, SPECIFY:

1. MODEL NUMBER
2. LEG FINISH
3. TABLET OPTION
4. POWER OPTION
5. LEG OPTION
6. ARM CAP OPTION
7. CUP HOLDER OPTION
8. FABRIC

EXAMPLE

32036/53/TWR/PPS/FC/MAHARAM
DART 017 SCRIBE

TIPS:
PLEASE BE AWARE THE
INSIDE BACK DETAIL
WILL DISTORT PATTERN
MATCHED TEXTILES.

DIMENSIONS

FIGURES

YARDAGE REQUIREMENTS SHOWN
ARE BASED ON NON-DIRECTIONAL
54" TEXTILES. REFER TO PAGE 3
FOR HELP WITH TEXTILES WITH
REPEATS OR SEND AN EMAIL TO:
COM_HELP@EKOCONTRACT.COM

W	30	COM (YDS.)	4
D	29.75	COL (SQ. FT.)	75
H	34.25	WEIGHT (LBS.)	62
SW	19.75	CUBIC FEET	24
SD	20.25		
SH	19.75		
BH	17		
AH	8.5		
W	30	COM (YDS.)	4.25
D	29.75	COL (SQ. FT.)	85
H	34.25	WEIGHT (LBS.)	66
SW	19.75	CUBIC FEET	24
SD	20.25		
SH	19.75		
BH	17		
AH	8.5		
W	26	COM (YDS.)	3
D	30.5	COL (SQ. FT.)	60
H	34.25	WEIGHT (LBS.)	46
SW	26	CUBIC FEET	18
SD	19.25		
SH	18.5		
BH	19		

CUP HOLDER OPTIONS FOR ARM CHAIRS



WHITE CUP HOLDER
RIGHT HANDED POSITION **CRW** (ADD \$160 LIST)
LEFT HANDED POSITION **CLW** (ADD \$160 LIST)



BLACK CUP HOLDER
RIGHT HANDED POSITION **CRB** (ADD \$160 LIST)
LEFT HANDED POSITION **CLB** (ADD \$160 LIST)



TABLET CUP HOLDER
ATTACHES UNDER TABLET **TCH** (ADD \$65 LIST)

machi lounge



PRODUCT SPECIFICATIONS

MACHI LOUNGE OFFERS CLEAN SHAPES AND UNCOMPLICATED LINES IN THIS SIMPLE, EXQUISITELY TAILORED COLLECTION. THE STRAIGHT-FORWARD DESIGN MIXES TASTEFULLY IN A VARIETY OF ENVIRONMENTS AND IS PROPORTIONED FOR COMFORTABLE SITTING OR SOOTHING LOUNGING APPLICATIONS. A CHOICE OF TWO LEG STYLES, BRUSHED ALUMINUM OR WOOD ADD TO MACHI'S VERSATILITY.

MACHI LOUNGE'S SUPERIOR CONSTRUCTION INCLUDES SOLID HARDWOOD AND CNC CUT FURNITURE GRADE PLYWOOD FRAMES. JOINTS ARE CORNER BLOCKED, GLUED, AND FASTENED FOR DURABILITY. TEXTILES ARE HAND-TAILORED OVER 100% POLYURETHANE FOAM THAT MEETS CAL 117 STANDARDS. DOUBLE NEEDLE STITCHED SEWING TECHNIQUE WITH COLOR MATCHED THREAD ADDS EXTRA STRENGTH TO SEAMS AND STYLISH FLAIR.

DESIGNED BY JOHN STAFFORD/CHRIS CARTER.


FINISHES

- 10** NATURAL
- 11** MONTICELLO
- 12** HUNTINGTON
- 13** WILD CHERRY
- 14** VERSAILLES
- 16** CAFELLE
- 53** LIGHT MAPLE
- 31** CINNAMON CHERRY
- 24** IMPERIAL CHERRY
- 15** EMPIRE MAHOGANY
- 46** ROYAL MAHOGANY
- 69** BOURBON MAHOGANY
- 64** APPALACHIAN MAHOGANY
- 42** LIGHT WALNUT
- 38** HERITAGE WALNUT
- 20** TRADITIONAL WALNUT
- 57** EBONY WALNUT
- 72** BLACK (LOW SHEEN)

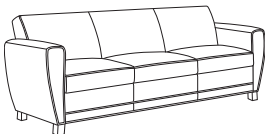
MODEL	DESCRIPTION	FABRIC LIST PRICE								
		COM	CUE	2	3	4	5	6	7	8
32081	CLUB CHAIR (WOOD LEGS)	1.270	1.375	1.545	1.655	1.760	1.865	1.970	2.080	2.290



32082	LOVESEAT (WOOD LEGS)	1,985	2,175	2,375	2,500	2,630	2,760	2,830	3,015	3,275
--------------	----------------------	-------	-------	-------	-------	-------	-------	-------	-------	-------



32083	SOFA (WOOD LEGS)	2,515	2,740	3,005	3,170	3,335	3,505	3,670	3,860	4,225
--------------	------------------	-------	-------	-------	-------	-------	-------	-------	-------	-------



TO ORDER, SPECIFY:

1. MODEL NUMBER
2. LEG FINISH
3. ARM CAP OPTION
4. FABRIC

EXAMPLE

32081/53/MAHARAM DART 017 SCRIBE

LEATHER LIST PRICE

COL	C1	C2	C3	C4	C5	C6
	BASIC	FUNDAMENTAL	HAMPTON	VOLO	ANDES	VELLUTO PELLE

1,470 2,495 2,680 2,825 QUOTED UPON REQUEST

2,285 3,715 3,990 4,145 QUOTED UPON REQUEST

2,915 4,930 5,305 5,600 QUOTED UPON REQUEST

DIMENSIONS

W 33
D 32
H 32.5
SW 22
SD 21
SH 17.25
BH 16
AH 8

W 56.5
D 32
H 32.5
SW 44.5
SD 21
SH 17.25
BH 16
AH 8

W 78.5
D 32
H 32.5
SW 66.25
SD 21
SH 17.25
BH 16
AH 8

FIGURES

YARDAGE REQUIREMENTS SHOWN
ARE BASED ON NON-DIRECTIONAL
54" TEXTILES. REFER TO PAGE 3
FOR HELP WITH TEXTILES WITH
REPEATS OR SEND AN EMAIL TO:
COM_HELP@EKOCONTRACT.COM

COM (YDS.) 5.25
COL (SQ. FT.) 100
WEIGHT (LBS.) 66
CUBIC FEET 24

COM (YDS.) 7
COL (SQ. FT.) 135
WEIGHT (LBS.) 94
CUBIC FEET 37

COM (YDS.) 9
COL (SQ. FT.) 175
WEIGHT (LBS.) 122
CUBIC FEET 52

machi lounge



PRODUCT SPECIFICATIONS

MACHI LOUNGE OFFERS CLEAN SHAPES AND UNCOMPLICATED LINES IN THIS SIMPLE, EXQUISITELY TAILORED COLLECTION. THE STRAIGHT-FORWARD DESIGN MIXES TASTEFULLY IN A VARIETY OF ENVIRONMENTS AND IS PROPORTIONED FOR COMFORTABLE SITTING OR SOOTHING LOUNGING APPLICATIONS. A CHOICE OF TWO LEG STYLES, BRUSHED ALUMINUM OR WOOD ADD TO MACHI'S VERSATILITY.


MACHI LOUNGE'S SUPERIOR CONSTRUCTION INCLUDES SOLID HARDWOOD AND CNC CUT FURNITURE GRADE PLYWOOD FRAMES. JOINTS ARE CORNER BLOCKED, GLUED, AND FASTENED FOR DURABILITY. TEXTILES ARE HAND-TAILORED OVER 100% POLYURETHANE FOAM THAT MEETS CAL 117 STANDARDS. DOUBLE NEEDLE STITCHED SEWING TECHNIQUE WITH COLOR MATCHED THREAD ADDS EXTRA STRENGTH TO SEAMS AND STYLISH FLAIR.

DESIGNED BY JOHN STAFFORD/CHRIS CARTER.


METAL PAINT COLORS

- S** STANDARD ALUMINUM
- PC1** MILK GLOSS
- PC2** CHARCOAL GLOSS
- PC3** OATMEAL GLOSS
- PC4** SILVER
- PC5** CHROME
- PC6** RAVEN

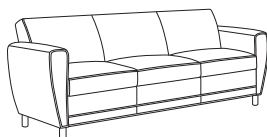
MODEL	DESCRIPTION	FABRIC LIST PRICE								
		COM	CUE	2	3	4	5	6	7	8
32181	CLUB CHAIR (METAL LEGS)	1.320	1.425	1.595	1.705	1.810	1.915	2.020	2.130	2.340



32182	LOVESEAT (METAL LEGS)	2,035	2,225	2,425	2,550	2,680	2,810	2,940	3,065	3,325
--------------	------------------------------	-------	-------	-------	-------	-------	-------	-------	-------	-------



32183	SOFA (METAL LEGS)	2,565	2,790	3,055	3,220	3,385	3,555	3,720	3,910	4,270
--------------	--------------------------	-------	-------	-------	-------	-------	-------	-------	-------	-------



TO ORDER, SPECIFY:

1. MODEL NUMBER
2. LEG FINISH
3. FABRIC

EXAMPLE

32181/S/MAHARAM DART 017 SCRIBE

LEATHER LIST PRICE

COL	C1	C2	C3	C4	C5	C6
	BASIC	FUNDAMENTAL	HAMPTON	VOLO	ANDES	VELLUTO PELLE

1,520 2,545 2,730 2,875 QUOTED UPON REQUEST

2,335 3,765 4,040 4,195 QUOTED UPON REQUEST

2,965 4,980 5,355 5,650 QUOTED UPON REQUEST

DIMENSIONS
FIGURES

YARDAGE REQUIREMENTS SHOWN
ARE BASED ON NON-DIRECTIONAL
54" TEXTILES. REFER TO PAGE 3
FOR HELP WITH TEXTILES WITH
REPEATS OR SEND AN EMAIL TO:
COM_HELP@EKOCONTRACT.COM

W	33	COM (YDS.)	5.25
D	32	COL (SQ. FT.)	100
H	32.5	WEIGHT (LBS.)	66
SW	22	CUBIC FEET	24
SD	21		
SH	17.25		
BH	16		
AH	8		

W	56.5	COM (YDS.)	7
D	32	COL (SQ. FT.)	135
H	32.5	WEIGHT (LBS.)	94
SW	44.5	CUBIC FEET	37
SD	21		
SH	17.25		
BH	16		
AH	8		

W	78.5	COM (YDS.)	9
D	32	COL (SQ. FT.)	175
H	32.5	WEIGHT (LBS.)	122
SW	66.25	CUBIC FEET	52
SD	21		
SH	17.25		
BH	16		
AH	8		

machi² lounge

WITHOUT UPHOLSTERED WELT CORDS



PRODUCT SPECIFICATIONS

MACHI LOUNGE OFFERS CLEAN SHAPES AND UNCOMPLICATED LINES IN THIS SIMPLE, EXQUISITELY TAILORED COLLECTION. THE STRAIGHT-FORWARD DESIGN MIXES TASTEFULLY IN A VARIETY OF ENVIRONMENTS AND IS PROPORTIONED FOR COMFORTABLE SITTING OR SOOTHING LOUNGING APPLICATIONS. A CHOICE OF TWO LEG STYLES, BRUSHED ALUMINUM OR WOOD ADD TO MACHI'S VERSATILITY.

MACHI LOUNGE'S SUPERIOR CONSTRUCTION INCLUDES SOLID HARDWOOD AND CNC CUT FURNITURE GRADE PLYWOOD FRAMES. JOINTS ARE CORNER BLOCKED, GLUED, AND FASTENED FOR DURABILITY. TEXTILES ARE HAND-TAILORED OVER 100% POLYURETHANE FOAM THAT MEETS CAL 117 STANDARDS. DOUBLE NEEDLE STITCHED SEWING TECHNIQUE WITH COLOR MATCHED THREAD ADDS EXTRA STRENGTH TO SEAMS AND STYLISH FLAIR.

DESIGNED BY JOHN STAFFORD/CHRIS CARTER.


FINISHES

- 10** NATURAL
- 11** MONTICELLO
- 12** HUNTINGTON
- 13** WILD CHERRY
- 14** VERSAILLES
- 16** CAFELLE
- 53** LIGHT MAPLE
- 31** CINNAMON CHERRY
- 24** IMPERIAL CHERRY
- 15** EMPIRE MAHOGANY
- 46** ROYAL MAHOGANY
- 69** BOURBON MAHOGANY
- 64** APPALACHIAN MAHOGANY
- 42** LIGHT WALNUT
- 38** HERITAGE WALNUT
- 20** TRADITIONAL WALNUT
- 57** EBONY WALNUT
- 72** BLACK (LOW SHEEN)


MODEL	DESCRIPTION	FABRIC LIST PRICE								
		COM	CUE	2	3	4	5	6	7	8
32281	CLUB CHAIR (WOOD LEGS)	1.220	1.325	1.495	1.605	1.710	1.815	1.920	2.030	2.240



32282	LOVESEAT (WOOD LEGS)	1,935	2,125	2,325	2,450	2,580	2,710	2,840	2,985	3,225
--------------	----------------------	-------	-------	-------	-------	-------	-------	-------	-------	-------



32283	SOFA (WOOD LEGS)	2,465	2,690	2,955	3,120	3,285	3,455	3,620	3,810	4,175
--------------	------------------	-------	-------	-------	-------	-------	-------	-------	-------	-------



ADDITIONAL PRODUCT ORDERING OPTIONS



**MWA
WOOD ARM CAPS**
(ADD \$175 LIST)

TO ORDER, SPECIFY:

1. MODEL NUMBER
2. LEG FINISH
3. ARM CAP OPTION
4. FABRIC

EXAMPLE

32281/53/MAHARAM DART 017 SCRIBE

LEATHER LIST PRICE

COL	C1	C2	C3	C4	C5	C6
	BASIC	FUNDAMENTAL	HAMPTON	VOLO	ANDES	VELLUTO PELLE

1,420 2,445 2,630 2,775 QUOTED UPON REQUEST

2,235 3,665 3,940 4,095 QUOTED UPON REQUEST

2,865 4,880 5,255 5,550 QUOTED UPON REQUEST

DIMENSIONS

FIGURES

YARDAGE REQUIREMENTS SHOWN
ARE BASED ON NON-DIRECTIONAL
54" TEXTILES. REFER TO PAGE 3
FOR HELP WITH TEXTILES WITH
REPEATS OR SEND AN EMAIL TO:
COM_HELP@EKOCONTRACT.COM

W	33	COM (YDS.)	5.25
D	32	COL (SQ. FT.)	100
H	32.5	WEIGHT (LBS.)	66
SW	22	CUBIC FEET	24
SD	21		
SH	17.25		
BH	16		
AH	8		

W	56.5	COM (YDS.)	7
D	32	COL (SQ. FT.)	135
H	32.5	WEIGHT (LBS.)	94
SW	44.5	CUBIC FEET	37
SD	21		
SH	17.25		
BH	16		
AH	8		

W	78.5	COM (YDS.)	9
D	32	COL (SQ. FT.)	175
H	32.5	WEIGHT (LBS.)	122
SW	66.25	CUBIC FEET	52
SD	21		
SH	17.25		
BH	16		
AH	8		

machi² lounge

WITHOUT UPHOLSTERED WELT CORDS



PRODUCT SPECIFICATIONS

MACHI LOUNGE OFFERS CLEAN SHAPES AND UNCOMPLICATED LINES IN THIS SIMPLE, EXQUISITELY TAILORED COLLECTION. THE STRAIGHT-FORWARD DESIGN MIXES TASTEFULLY IN A VARIETY OF ENVIRONMENTS AND IS PROPORTIONED FOR COMFORTABLE SITTING OR SOOTHING LOUNGING APPLICATIONS. A CHOICE OF TWO LEG STYLES, BRUSHED ALUMINUM OR WOOD ADD TO MACHI'S VERSATILITY.


MACHI LOUNGE'S SUPERIOR CONSTRUCTION INCLUDES SOLID HARDWOOD AND CNC CUT FURNITURE GRADE PLYWOOD FRAMES. JOINTS ARE CORNER BLOCKED, GLUED, AND FASTENED FOR DURABILITY. TEXTILES ARE HAND-TAILORED OVER 100% POLYURETHANE FOAM THAT MEETS CAL 117 STANDARDS. DOUBLE NEEDLE STITCHED SEWING TECHNIQUE WITH COLOR MATCHED THREAD ADDS EXTRA STRENGTH TO SEAMS AND STYLISH FLAIR.

DESIGNED BY JOHN STAFFORD/CHRIS CARTER.


METAL PAINT COLORS

- S** STANDARD ALUMINUM
- PC1** MILK GLOSS
- PC2** CHARCOAL GLOSS
- PC3** OATMEAL GLOSS
- PC4** SILVER
- PC5** CHROME
- PC6** RAVEN


MODEL	DESCRIPTION	FABRIC LIST PRICE								
		COM	CUE	2	3	4	5	6	7	8
32381	CLUB CHAIR (METAL LEGS)	1.270	1.375	1.545	1.655	1.760	1.865	1.970	2.080	2.290



32382	LOVESEAT (METAL LEGS)	1,985	2,175	2,375	2,500	2,630	2,760	2,890	3,015	3,275
--------------	------------------------------	-------	-------	-------	-------	-------	-------	-------	-------	-------



32383	SOFA (METAL LEGS)	2,515	2,740	3,005	3,170	3,335	3,505	3,670	3,860	4,225
--------------	--------------------------	-------	-------	-------	-------	-------	-------	-------	-------	-------



TO ORDER, SPECIFY:

1. MODEL NUMBER
2. LEG FINISH
3. FABRIC

EXAMPLE

32381/S/MAHARAM DART 017 SCRIBE

LEATHER LIST PRICE

COL	C1	C2	C3	C4	C5	C6
	BASIC	FUNDAMENTAL	HAMPTON	VOLO	ANDES	VELLUTO PELLE

1,470 2,495 2,680 2,825 QUOTED UPON REQUEST

2,285 3,715 3,990 4,145 QUOTED UPON REQUEST

2,915 4,930 5,305 5,600 QUOTED UPON REQUEST

DIMENSIONS

W 33
D 32
H 32.5
SW 22
SD 21
SH 17.25
BH 16
AH 8

W 56.5
D 32
H 32.5
SW 44.5
SD 21
SH 17.25
BH 16
AH 8

W 78.5
D 32
H 32.5
SW 66.25
SD 21
SH 17.25
BH 16
AH 8

FIGURES

YARDAGE REQUIREMENTS SHOWN
ARE BASED ON NON-DIRECTIONAL
54" TEXTILES. REFER TO PAGE 3
FOR HELP WITH TEXTILES WITH
REPEATS OR SEND AN EMAIL TO:
COM_HELP@EKOCONTRACT.COM

COM (YDS.) 5.25
COL (SQ. FT.) 100
WEIGHT (LBS.) 66
CUBIC FEET 24

COM (YDS.) 7
COL (SQ. FT.) 135
WEIGHT (LBS.) 94
CUBIC FEET 37

COM (YDS.) 9
COL (SQ. FT.) 175
WEIGHT (LBS.) 122
CUBIC FEET 52

machi tablet



PRODUCT SPECIFICATIONS

MACHI LOUNGE OFFERS CLEAN SHAPES AND UNCOMPLICATED LINES IN THIS SIMPLE, EXQUISITELY TAILORED COLLECTION. THE STRAIGHT-FORWARD DESIGN MIXES TASTEFULLY IN A VARIETY OF ENVIRONMENTS AND IS PROPORTIONED FOR COMFORTABLE SITTING OR SOOTHING LOUNGING APPLICATIONS. A CHOICE OF TWO LEG STYLES, BRUSHED ALUMINUM OR WOOD ADD TO MACHI'S VERSATILITY.

MACHI LOUNGE'S SUPERIOR CONSTRUCTION INCLUDES SOLID HARDWOOD AND CNC CUT FURNITURE GRADE PLYWOOD FRAMES. JOINTS ARE CORNER BLOCKED, GLUED, AND FASTENED FOR DURABILITY.

TEXTILES ARE HAND-TAILORED OVER 100% POLYURETHANE FOAM THAT MEETS CAL 117 STANDARDS. DOUBLE NEEDLE STITCHED SEWING TECHNIQUE WITH COLOR MATCHED THREAD ADDS EXTRA STRENGTH TO SEAMS AND STYLISH FLAIR.

DESIGNED BY JOHN STAFFORD/CHRIS CARTER.

FINISHES

- 10 NATURAL
- 11 MONTICELLO
- 12 HUNTINGTON
- 13 WILD CHERRY
- 14 VERSAILLES
- 16 CAFELLE
- 53 LIGHT MAPLE
- 31 CINNAMON CHERRY
- 24 IMPERIAL CHERRY
- 15 EMPIRE MAHOGANY
- 46 ROYAL MAHOGANY
- 69 BOURBON MAHOGANY
- 64 APPALACHIAN MAHOGANY
- 42 LIGHT WALNUT
- 38 HERITAGE WALNUT
- 20 TRADITIONAL WALNUT
- 57 EBONY WALNUT
- 72 BLACK (LOW SHEEN)

METAL PAINT COLORS

- S STANDARD ALUMINUM
- PC1 MILK GLOSS
- PC2 CHARCOAL GLOSS
- PC3 OATMEAL GLOSS
- PC4 SILVER
- PC5 CHROME
- PC6 RAVEN


MODEL	DESCRIPTION	FABRIC LIST PRICE								PCS PCB	CARAME RAVEN
		COM	CUE	2	3	4	5	6	7	8	
32081	CLUB CHAIR (WOOD LEGS)	1.270	1.375	1.545	1.650	1.760	1.865	1.970	2.080	2.290	



STANDARD WITH WOOD LEGS AND NO TABLET. SHOWN RIGHT WITH OPTIONAL TABLET ARM SEE BELOW FOR TABLET ORDERING OPTIONS. SEE TOP OF PAGE FOR ADDITIONAL PRODUCT OPTIONS.



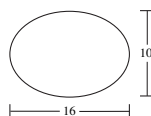
32181	CLUB CHAIR (METAL LEGS)	1,320	1,425	1,595	1,705	1,810	1,915	2,020	2,130	2,340
-------	-------------------------	-------	-------	-------	-------	-------	-------	-------	-------	-------



STANDARD WITH METAL LEGS AND NO TABLET. SHOWN RIGHT WITH OPTIONAL TABLET ARM SEE BELOW FOR TABLET ORDERING OPTIONS. SEE TOP OF PAGE FOR ADDITIONAL PRODUCT OPTIONS.



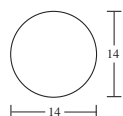
TABLET OPTIONS



MAPLE VENEER OVAL TABLET
RIGHT HANDED POSITION **QWR** (ADD \$360 LIST)
LEFT HANDED POSITION **QWL** (ADD \$360 LIST)



BLACK LAMINATE OVAL TABLET
RIGHT HANDED POSITION **OLR** (ADD \$305 LIST)
LEFT HANDED POSITION **OLL** (ADD \$305 LIST)



MAPLE VENEER CIRCLE TABLET
RIGHT HANDED POSITION **RWR** (ADD \$360 LIST)
LEFT HANDED POSITION **RWL** (ADD \$360 LIST)



BLACK LAMINATE CIRCLE TABLET
RIGHT HANDED POSITION **RLR** (ADD \$305 LIST)
LEFT HANDED POSITION **RLL** (ADD \$305 LIST)

ADDITIONAL PRODUCT ORDERING OPTIONS



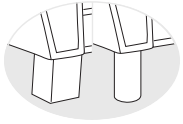
**HWAC
WOOD ARM CAPS**
(ADD \$175 LIST)



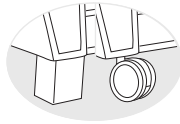
**HEAVY DUTY
TABLET**
FEATURES 150 LB. HIGHER
EDUCATION WEIGHT RATING
AS STANDARD (NO UPCHARGE)



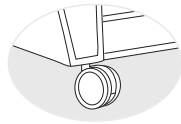
POWER MINI PORT®
AVAILABLE IN SILVER MICA OR MATTE BLACK.
MOUNTS ON SAME SIDE AS TABLET.
PPS SILVER OR PPB BLACK
POWER (ADD \$230 LIST)



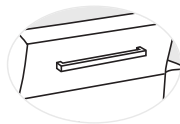
**WOOD OR
METAL LEGS**
(STANDARD)



**FC
CASTERS ON FRONT/
WOOD OR METAL
LEGS ON BACK AND
HANDLE**
(ADD \$150 LIST)



**AC
ALL CASTERS
AND HANDLE**
(ADD \$200 LIST)



**BACK HANDLE
STANDARD WITH
FC AND AC
LEG OPTIONS**

LEATHER LIST PRICE

COL	C1	C2	C3	C4	C5	C6
	BASIC	FUNDAMENTAL	HAMPTON	VOLO	ANDES	VELLUTO PELLE

1,470 2,495 2,680 2,825 QUOTED UPON REQUEST

1,520 2,545 2,730 2,875 QUOTED UPON REQUEST

TO ORDER, SPECIFY:

1. MODEL NUMBER
2. LEG FINISH
3. TABLET OPTION
4. POWER OPTION
5. LEG OPTION
6. ARM CAP OPTION
7. CUP HOLDER OPTION
8. FABRIC

EXAMPLE

32081/53/OWR/PPS/MAHARAM
DART 017 SCRIBE

DIMENSIONS

W	33
D	32
H	32.5
SW	22
SD	21
SH	17.25
BH	16
AH	8

FIGURES

YARDAGE REQUIREMENTS SHOWN
ARE BASED ON NON-DIRECTIONAL
54" TEXTILES. REFER TO PAGE 3
FOR HELP WITH TEXTILES WITH
REPEATS OR SEND AN EMAIL TO:
COM_HELP@EKOCONTRACT.COM

COM (YDS.)	5.25
COL (SQ. FT.)	100
WEIGHT (LBS.)	62
CUBIC FEET	24

W	33	COM (YDS.)	5.25
D	32	COL (SQ. FT.)	100
H	32.5	WEIGHT (LBS.)	66
SW	22	CUBIC FEET	24
SD	21		
SH	17.25		
BH	16		
AH	8		

CUP HOLDER OPTIONS



WHITE CUP HOLDER
RIGHT HANDED POSITION **CRW** (ADD \$160 LIST)
LEFT HANDED POSITION **CLW** (ADD \$160 LIST)



BLACK CUP HOLDER
RIGHT HANDED POSITION **CRB** (ADD \$160 LIST)
LEFT HANDED POSITION **CLB** (ADD \$160 LIST)



TABLET CUP HOLDER
ATTACHES UNDER TABLET **TCH** (ADD \$65 LIST)

machi² tablet

WITHOUT UPHOLSTERED WELT CORDS



PRODUCT SPECIFICATIONS

MACHI LOUNGE OFFERS CLEAN SHAPES AND UNCOMPLICATED LINES IN THIS SIMPLE, EXQUISITELY TAILORED COLLECTION. THE STRAIGHT-FORWARD DESIGN MIXES TASTEFULLY IN A VARIETY OF ENVIRONMENTS AND IS PROPORTIONED FOR COMFORTABLE SITTING OR SOOTHING LOUNGING APPLICATIONS. A CHOICE OF TWO LEG STYLES, BRUSHED ALUMINUM OR WOOD ADD TO MACHI'S VERSATILITY.

MACHI LOUNGE'S SUPERIOR CONSTRUCTION INCLUDES SOLID HARDWOOD AND CNC CUT FURNITURE GRADE PLYWOOD FRAMES. JOINTS ARE CORNER BLOCKED, GLUED, AND FASTENED FOR DURABILITY.

TEXTILES ARE HAND-TAILORED OVER 100% POLYURETHANE FOAM THAT MEETS CAL 117 STANDARDS. DOUBLE NEEDLE STITCHED SEWING TECHNIQUE WITH COLOR MATCHED THREAD ADDS EXTRA STRENGTH TO SEAMS AND STYLISH FLAIR.

DESIGNED BY JOHN STAFFORD/CHRIS CARTER.

FINISHES

10	NATURAL
11	MONTICELLO
12	HUNTINGTON
13	WILD CHERRY
14	VERSAILLES
16	CAFELLE
53	LIGHT MAPLE
31	CINNAMON CHERRY
24	IMPERIAL CHERRY
15	EMPIRE MAHOGANY
46	ROYAL MAHOGANY
69	BOURBON MAHOGANY
64	APPALACHIAN MAHOGANY
42	LIGHT WALNUT
38	HERITAGE WALNUT
20	TRADITIONAL WALNUT
57	EBONY WALNUT
72	BLACK (LOW SHEEN)

METAL PAINT COLORS

S	STANDARD ALUMINUM
PC1	MILK GLOSS
PC2	CHARCOAL GLOSS
PC3	OATMEAL GLOSS
PC4	SILVER
PC5	CHROME
PC6	RAVEN


MODEL	DESCRIPTION	FABRIC	LIST PRICE	COM	CUE	2	3	4	5	6	7	8
32281	CLUB CHAIR (WOOD LEGS)			1,220	1,325	1,495	1,605	1,710	1,815	1,920	2,030	2,240



STANDARD WITH WOOD LEGS AND NO TABLET. SHOWN RIGHT WITH OPTIONAL TABLET ARM SEE BELOW FOR TABLET ORDERING OPTIONS. SEE TOP OF PAGE FOR ADDITIONAL PRODUCT OPTIONS.



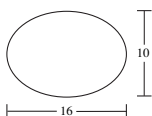
32381	CLUB CHAIR (METAL LEGS)	1,270	1,375	1,545	1,655	1,760	1,865	1,970	2,080	2,290
-------	-------------------------	-------	-------	-------	-------	-------	-------	-------	-------	-------



STANDARD WITH METAL LEGS AND NO TABLET. SHOWN RIGHT WITH OPTIONAL TABLET ARM SEE BELOW FOR TABLET ORDERING OPTIONS. SEE TOP OF PAGE FOR ADDITIONAL PRODUCT OPTIONS.



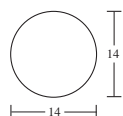
TABLET OPTIONS



MAPLE VENEER OVAL TABLET
RIGHT HANDED POSITION **QWR** (ADD \$360 LIST)
LEFT HANDED POSITION **QWL** (ADD \$360 LIST)



BLACK LAMINATE OVAL TABLET
RIGHT HANDED POSITION **QLR** (ADD \$305 LIST)
LEFT HANDED POSITION **QLL** (ADD \$305 LIST)



MAPLE VENEER CIRCLE TABLET
RIGHT HANDED POSITION **RWR** (ADD \$360 LIST)
LEFT HANDED POSITION **RWL** (ADD \$360 LIST)



BLACK LAMINATE CIRCLE TABLET
RIGHT HANDED POSITION **RLR** (ADD \$305 LIST)
LEFT HANDED POSITION **RLl** (ADD \$305 LIST)

ADDITIONAL PRODUCT ORDERING OPTIONS



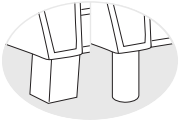
**HWAC
WOOD ARM CAPS**
(ADD \$175 LIST)



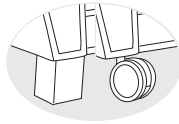
**HEAVY DUTY
TABLET**
FEATURES 150 LB. HIGHER
EDUCATION WEIGHT RATING
AS STANDARD (NO UPCHARGE)



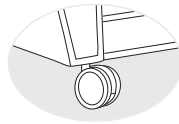
POWER MINI PORT®
AVAILABLE IN SILVER MICA OR MATTE BLACK.
MOUNTS ON SAME SIDE AS TABLET.
PPS SILVER OR PPB BLACK
POWER (ADD \$230 LIST)



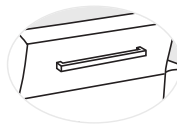
**WOOD OR
METAL LEGS**
(STANDARD)



**FC
CASTERS ON FRONT/
WOOD OR METAL
LEGS ON BACK AND
HANDLE**
(ADD \$150 LIST)



**AC
ALL CASTERS
AND HANDLE**
(ADD \$200 LIST)



**BACK HANDLE
STANDARD WITH
FC AND AC
LEG OPTIONS**

LEATHER LIST PRICE

COL	C1	C2	C3	C4	C5	C6
	BASIC	FUNDAMENTAL	HAMPTON	VOLO	ANDES	VELLUTO PELLE

1,420 2,445 2,630 2,775 QUOTED UPON REQUEST

1,470 2,495 2,680 2,825 QUOTED UPON REQUEST

TO ORDER, SPECIFY:

1. MODEL NUMBER
2. LEG FINISH
3. TABLET OPTION
4. POWER OPTION
5. LEG OPTION
6. ARM CAP OPTION
7. CUP HOLDER OPTION
8. FABRIC

EXAMPLE

32081/53/OWR/PPS/MAHARAM
DART 017 SCRIBE

DIMENSIONS

W	33
D	32
H	32.5
SW	22
SD	21
SH	17.25
BH	16
AH	8

FIGURES

YARDAGE REQUIREMENTS SHOWN
ARE BASED ON NON-DIRECTIONAL
54" TEXTILES. REFER TO PAGE 3
FOR HELP WITH TEXTILES WITH
REPEATS OR SEND AN EMAIL TO:
COM_HELP@EKOCONTRACT.COM

COM (YDS.)	5.25
COL (SQ. FT.)	100
WEIGHT (LBS.)	62
CUBIC FEET	24

W	33	COM (YDS.)	5.25
D	32	COL (SQ. FT.)	100
H	32.5	WEIGHT (LBS.)	66
SW	22	CUBIC FEET	24
SD	21		
SH	17.25		
BH	16		
AH	8		

CUP HOLDER OPTIONS



WHITE CUP HOLDER
RIGHT HANDED POSITION **CRW** (ADD \$160 LIST)
LEFT HANDED POSITION **CLW** (ADD \$160 LIST)



BLACK CUP HOLDER
RIGHT HANDED POSITION **CRB** (ADD \$160 LIST)
LEFT HANDED POSITION **CLB** (ADD \$160 LIST)



TABLET CUP HOLDER
ATTACHES UNDER TABLET **TCH** (ADD \$65 LIST)

mod lounge



PRODUCT SPECIFICATIONS

MOD IS AN EXPANSIVE FREESTANDING AND MODULAR LOUNGE COLLECTION CHARACTERIZED BY STRONG ARCHITECTURAL SIMPLICITY, TAILORED FORM-FITTING UPHOLSTERY, AND A MULTITUDE OF CLEANLY CONSTRUCTED COMPONENTS. A GENEROUS SCALE AND STYLISH INTERACTION CELEBRATE CONTEMPORARY AESTHETICS AND FUNCTION. CRISP BISCUIT-TUFTED OR PLAIN DOWN-FILLED SEAT AND BACK CUSHIONS EASILY ADAPT TO A VARIETY OF ENVIRONMENTS. A THOUGHTFULLY DESIGNED WOOD PANEL OUTER ARM, FOR FREESTANDING LOUNGE MODELS, ADDS POLISHED SOPHISTICATION AND FINESSE. AVAILABLE WITH WOOD OR SATIN NICKEL METAL LEGS.

MOD'S SUPERIOR CONSTRUCTION INCLUDES SOLID HARDWOOD AND CNC CUT FURNITURE GRADE PLYWOOD FRAMES. JOINTS ARE CORNER BLOCKED, GLUED, AND FASTENED FOR DURABILITY. TEXTILES ARE HAND-TAILORED OVER 100% POLYURETHANE FOAM THAT MEETS CAL 117 STANDARDS.

DESIGNED BY IDI.

FINISHES

- 10 NATURAL
- 11 MONTICELLO
- 12 HUNTINGTON
- 13 WILD CHERRY
- 14 VERSAILLES
- 16 CAFELLE
- 53 LIGHT MAPLE
- 31 CINNAMON CHERRY
- 24 IMPERIAL CHERRY
- 15 EMPIRE MAHOGANY
- 46 ROYAL MAHOGANY
- 69 BOURBON MAHOGANY
- 64 APPALACHIAN MAHOGANY
- 42 LIGHT WALNUT
- 38 HERITAGE WALNUT
- 20 TRADITIONAL WALNUT
- 57 EBONY WALNUT
- 72 BLACK (LOW SHEEN)

MODEL

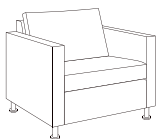
DESCRIPTION

FABRIC LIST PRICE

COM CUE 2 3 4 5 6 7 8

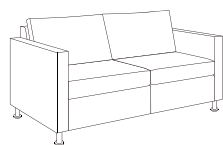
MOD71SM	CLUB CHAIR (METAL LEGS)	1,465	1,615	1,785	1,895	2,000	2,105	2,215	2,320	2,535
MOD71SW	CLUB CHAIR (WOOD LEGS)	1,365	1,515	1,685	1,795	1,900	2,005	2,115	2,220	2,435

PLAIN SEAT/BACK
STANDARD WITH DOWN CUSHIONS



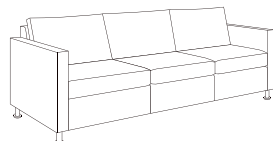
MOD72SM	LOVESEAT (METAL LEGS)	2,305	2,535	2,800	2,965	3,130	3,295	3,460	3,625	3,955
MOD72SW	LOVESEAT (WOOD LEGS)	2,205	2,435	2,700	2,865	3,030	3,195	3,360	3,525	3,855

PLAIN SEAT/BACK
STANDARD WITH DOWN CUSHIONS

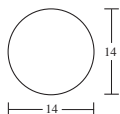


MOD73SM	SOFA (METAL LEGS)	2,840	3,065	3,395	3,600	3,805	4,010	4,210	4,415	4,825
MOD73SW	SOFA (WOOD LEGS)	2,740	2,965	3,295	3,500	3,705	3,910	4,110	4,315	4,725

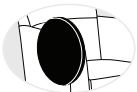
PLAIN SEAT/BACK
STANDARD WITH DOWN CUSHIONS



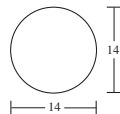
TABLET OPTIONS



MAPLE VENEER NON-REMOVABLE FLIP DOWN CIRCLE TABLET
RIGHT HANDED POSITION **FRWR** (ADD \$695 LIST)
LEFT HANDED POSITION **FRWL** (ADD \$695 LIST)



BLACK LAMINATE NON-REMOVABLE FLIP DOWN CIRCLE TABLET
RIGHT HANDED POSITION **FRLR** (ADD \$640 LIST)
LEFT HANDED POSITION **FRL** (ADD \$640 LIST)



MAPLE VENEER CIRCLE TABLET
RIGHT HANDED POSITION **RWR** (ADD \$360 LIST)
LEFT HANDED POSITION **RWL** (ADD \$360 LIST)

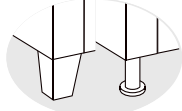


BLACK LAMINATE CIRCLE TABLET
RIGHT HANDED POSITION **RLR** (ADD \$305 LIST)
LEFT HANDED POSITION **RL** (ADD \$305 LIST)

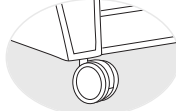
METAL PAINT COLORS

S STANDARD ALUMINUM
PC1 MILK GLOSS
PC2 CHARCOAL GLOSS
PC3 OATMEAL GLOSS
PC4 SILVER
PC5 CHROME
PC6 RAVEN

ADDITIONAL PRODUCT ORDERING OPTIONS



**WOOD OR
METAL LEGS**
(STANDARD)



**4AC
CASTERS**
FOUR ALUMINUM HOODED
CASTERS, TWO REAR CASTERS
ARE LOCKING. (NO UPCHARGE,
USE METAL LEG PRICING)



**HEAVY DUTY
TABLET**
FEATURES 150 LB. HIGHER
EDUCATION WEIGHT RATING
AS STANDARD (NO UPCHARGE)

TO ORDER, SPECIFY:

1. MODEL NUMBER
2. LEG FINISH
3. TABLET OPTION
4. FABRIC

LEATHER LIST PRICE

COL	C1 BASIC	C2 FUNDAMENTAL	C3 HAMPTON	C4 VOLO	C5 ANDES	C6 VELLUTO PELLE
-----	-------------	-------------------	---------------	------------	-------------	---------------------

1,815	2,680	2,875	2,995	QUOTED UPON REQUEST	
-------	-------	-------	-------	---------------------	--

1,715	2,580	2,775	2,895	QUOTED UPON REQUEST	
-------	-------	-------	-------	---------------------	--

2,605	4,120	4,395	4,575	QUOTED UPON REQUEST	
-------	-------	-------	-------	---------------------	--

2,505	4,020	4,295	4,475	QUOTED UPON REQUEST	
-------	-------	-------	-------	---------------------	--

3,240	5,155	5,510	5,750	QUOTED UPON REQUEST	
-------	-------	-------	-------	---------------------	--

3,140	5,055	5,410	5,650	QUOTED UPON REQUEST	
-------	-------	-------	-------	---------------------	--

DIMENSIONS

FIGURES

YARDAGE REQUIREMENTS SHOWN
ARE BASED ON NON-DIRECTIONAL
54" TEXTILES. REFER TO PAGE 3
FOR HELP WITH TEXTILES WITH
REPEATS OR SEND AN EMAIL TO:
COM_HELP@EKOCONTRACT.COM

W 34.5
D 31.5
H 32
SW 27
SD 19
SH 17.75
BH 16.75
AH 25.25

DUE TO DESIGN AND SIZE OF
PRODUCT, UP ROLL TEXTILES
REQUIRE A LARGER THAN NORMAL
PERCENTAGE TO PRODUCE.
COM REQUIREMENTS HAVE BEEN
BROKEN DOWN BY CROSS ROLL (CR)
AND UP ROLL (UR) BELOW.

COM CR (YDS.) 5.5
COM UR (YDS.) 7.25
COL (SQ. FT.) 99
WEIGHT (LBS.) 50
CUBIC FEET 20

W 61.5
D 31.5
H 32
SW 54
SD 19
SH 17.75
BH 16.75
AH 25.25

COM CR (YDS.) 8.5
COM UR (YDS.) 11.5
COL (SQ. FT.) 153
WEIGHT (LBS.) 70
CUBIC FEET 36

W 88.5
D 31.5
H 32
SW 81
SD 19
SH 17.75
BH 16.75
AH 25.25

COM CR (YDS.) 10.75
COM UR (YDS.) 15.75
COL (SQ. FT.) 194
WEIGHT (LBS.) 90
CUBIC FEET 52

CUP HOLDER OPTIONS



WHITE CUP HOLDER
RIGHT HANDED POSITION **CRW** (ADD \$160 LIST)
LEFT HANDED POSITION **CLW** (ADD \$160 LIST)



BLACK CUP HOLDER
RIGHT HANDED POSITION **CRB** (ADD \$160 LIST)
LEFT HANDED POSITION **CLB** (ADD \$160 LIST)



TABLET CUP HOLDER
ATTACHES UNDER TABLET **TCH** (ADD \$65 LIST)

mod lounge



PRODUCT SPECIFICATIONS

MOD IS AN EXPANSIVE FREESTANDING AND MODULAR LOUNGE COLLECTION CHARACTERIZED BY STRONG ARCHITECTURAL SIMPLICITY, TAILORED FORM-FITTING UPHOLSTERY, AND A MULTITUDE OF CLEANLY CONSTRUCTED COMPONENTS. A GENEROUS SCALE AND STYLISH INTERACTION CELEBRATE CONTEMPORARY AESTHETICS AND FUNCTION. CRISP BISCUIT-TUFTED OR PLAIN DOWN-FILLED SEAT AND BACK CUSHIONS EASILY ADAPT TO A VARIETY OF ENVIRONMENTS. A THOUGHTFULLY DESIGNED WOOD PANEL OUTER ARM, FOR FREESTANDING LOUNGE MODELS, ADDS POLISHED SOPHISTICATION AND FINESSE. AVAILABLE WITH WOOD OR SATIN NICKEL METAL LEGS.

MOD'S SUPERIOR CONSTRUCTION INCLUDES SOLID HARDWOOD AND CNC CUT FURNITURE GRADE PLYWOOD FRAMES. JOINTS ARE CORNER BLOCKED, GLUED, AND FASTENED FOR DURABILITY. TEXTILES ARE HAND-TAILORED OVER 100% POLYURETHANE FOAM THAT MEETS CAL 117 STANDARDS.

DESIGNED BY IDI.

FINISHES

- 10 NATURAL
- 11 MONTICELLO
- 12 HUNTINGTON
- 13 WILD CHERRY
- 14 VERSAILLES
- 16 CAFELLE
- 53 LIGHT MAPLE
- 31 CINNAMON CHERRY
- 24 IMPERIAL CHERRY
- 15 EMPIRE MAHOGANY
- 46 ROYAL MAHOGANY
- 69 BOURBON MAHOGANY
- 64 APPALACHIAN MAHOGANY
- 42 LIGHT WALNUT
- 38 HERITAGE WALNUT
- 20 TRADITIONAL WALNUT
- 57 EBONY WALNUT
- 72 BLACK (LOW SHEEN)

MODEL

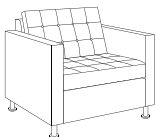
DESCRIPTION

FABRIC LIST PRICE

COM CUE 2 3 4 5 6 7 8

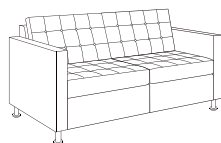
MOD81TM	CLUB CHAIR (METAL LEGS)	1,465	1,615	1,785	1,895	2,000	2,105	2,215	2,320	2,535
MOD81TW	CLUB CHAIR (WOOD LEGS)	1,365	1,515	1,685	1,795	1,900	2,005	2,115	2,220	2,435

TUFTED SEAT/BACK



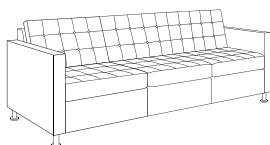
MOD82TM	LOVESEAT (METAL LEGS)	2,305	2,535	2,800	2,965	3,130	3,295	3,460	3,625	3,955
MOD82TW	LOVESEAT (WOOD LEGS)	2,205	2,435	2,700	2,865	3,030	3,195	3,360	3,525	3,855

TUFTED SEAT/BACK

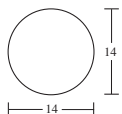


MOD83TM	SOFA (METAL LEGS)	2,840	3,065	3,395	3,600	3,805	4,010	4,210	4,415	4,825
MOD83TW	SOFA (WOOD LEGS)	2,740	2,965	3,295	3,500	3,705	3,910	4,110	4,315	4,725

TUFTED SEAT/BACK



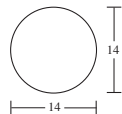
TABLET OPTIONS



MAPLE VENEER NON-REMOVABLE FLIP DOWN CIRCLE TABLET
RIGHT HANDED POSITION **FRWR** (ADD \$695 LIST)
LEFT HANDED POSITION **FRWL** (ADD \$695 LIST)



BLACK LAMINATE NON-REMOVABLE FLIP DOWN CIRCLE TABLET
RIGHT HANDED POSITION **FRLR** (ADD \$640 LIST)
LEFT HANDED POSITION **FRL** (ADD \$640 LIST)



MAPLE VENEER CIRCLE TABLET
RIGHT HANDED POSITION **RWR** (ADD \$360 LIST)
LEFT HANDED POSITION **RWL** (ADD \$360 LIST)

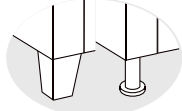


BLACK LAMINATE CIRCLE TABLET
RIGHT HANDED POSITION **RLR** (ADD \$305 LIST)
LEFT HANDED POSITION **RL** (ADD \$305 LIST)

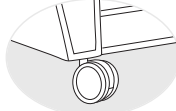
METAL PAINT COLORS

- S** STANDARD ALUMINUM
PC1 MILK GLOSS
PC2 CHARCOAL GLOSS
PC3 OATMEAL GLOSS
PC4 SILVER
PC5 CHROME
PC6 RAVEN

ADDITIONAL PRODUCT ORDERING OPTIONS



WOOD OR METAL LEGS
(STANDARD)



4AC CASTERS
FOUR ALUMINUM HOODED CASTERS, TWO REAR CASTERS ARE LOCKING. (NO UPCHARGE, USE METAL LEG PRICING)



HEAVY DUTY TABLET
FEATURES 150 LB. HIGHER EDUCATION WEIGHT RATING AS STANDARD (NO UPCHARGE)

TO ORDER, SPECIFY:

1. MODEL NUMBER
2. LEG FINISH
3. TABLET OPTION
4. FABRIC

LEATHER LIST PRICE

COL	C1	C2	C3	C4	C5	C6
	BASIC	FUNDAMENTAL	HAMPTON	VOLO	ANDES	VELLUTO PELLE

1,815 2,680 2,875 2,995 QUOTED UPON REQUEST

1,715 2,580 2,775 2,895 QUOTED UPON REQUEST

2,605 4,120 4,395 4,575 QUOTED UPON REQUEST

2,505 4,020 4,295 4,475 QUOTED UPON REQUEST

3,240 5,155 5,510 5,750 QUOTED UPON REQUEST

3,140 5,055 5,410 5,650 QUOTED UPON REQUEST

DIMENSIONS

FIGURES

YARDAGE REQUIREMENTS SHOWN ARE BASED ON NON-DIRECTIONAL 54" TEXTILES. REFER TO PAGE 3 FOR HELP WITH TEXTILES WITH REPEATS OR SEND AN EMAIL TO: COM_HELP@EKOCONTRACT.COM

W 34.5
D 31.5
H 32
SW 27
SD 19
SH 17.75
BH 16.75
AH 25.25

DUE TO DESIGN AND SIZE OF PRODUCT, UP ROLL TEXTILES REQUIRE A LARGER THAN NORMAL PERCENTAGE TO PRODUCE. COM REQUIREMENTS HAVE BEEN BROKEN DOWN BY CROSS ROLL (CR) AND UP ROLL (UR) BELOW.
COM CR (YDS.) 5.5
COM UR (YDS.) 7.25
COL (SQ. FT.) 99
WEIGHT (LBS.) 50
CUBIC FEET 20

W 61.5
D 31.5
H 32
SW 54
SD 19
SH 17.75
BH 16.75
AH 25.25

COM CR (YDS.) 8.5
COM UR (YDS.) 11.5
COL (SQ. FT.) 153
WEIGHT (LBS.) 70
CUBIC FEET 36

W 88.5
D 31.5
H 32
SW 81
SD 19
SH 17.75
BH 16.75
AH 25.25

COM CR (YDS.) 10.75
COM UR (YDS.) 15.75
COL (SQ. FT.) 194
WEIGHT (LBS.) 90
CUBIC FEET 52

CUP HOLDER OPTIONS



WHITE CUP HOLDER
RIGHT HANDED POSITION **CRW** (ADD \$160 LIST)
LEFT HANDED POSITION **CLW** (ADD \$160 LIST)



BLACK CUP HOLDER
RIGHT HANDED POSITION **CRB** (ADD \$160 LIST)
LEFT HANDED POSITION **CLB** (ADD \$160 LIST)



TABLET CUP HOLDER
ATTACHES UNDER TABLET **TCH** (ADD \$65 LIST)

mod lounge



PRODUCT SPECIFICATIONS

MOD IS AN EXPANSIVE FREESTANDING AND MODULAR LOUNGE COLLECTION CHARACTERIZED BY STRONG ARCHITECTURAL SIMPLICITY, TAILORED FORM-FITTING UPHOLSTERY, AND A MULTITUDE OF CLEANLY CONSTRUCTED COMPONENTS. A GENEROUS SCALE AND STYLISH INTERACTION CELEBRATE CONTEMPORARY AESTHETICS AND FUNCTION. CRISP BISCUIT-TUFTED OR PLAIN DOWN-FILLED SEAT AND BACK CUSHIONS EASILY ADAPT TO A VARIETY OF ENVIRONMENTS. A THOUGHTFULLY DESIGNED WOOD PANEL OUTER ARM, FOR FREESTANDING LOUNGE MODELS, ADDS POLISHED SOPHISTICATION AND FINESSE. AVAILABLE WITH WOOD OR SATIN NICKEL METAL LEGS.

MOD'S SUPERIOR CONSTRUCTION INCLUDES SOLID HARDWOOD AND CNC CUT FURNITURE GRADE PLYWOOD FRAMES. JOINTS ARE CORNER BLOCKED, GLUED, AND FASTENED FOR DURABILITY. TEXTILES ARE HAND-TAILORED OVER 100% POLYURETHANE FOAM THAT MEETS CAL 117 STANDARDS.

DESIGNED BY IDI.

FINISHES

- 10** NATURAL
- 11** MONTICELLO
- 12** HUNTINGTON
- 13** WILD CHERRY
- 14** VERSAILLES
- 16** CAFELLE
- 53** LIGHT MAPLE
- 31** CINNAMON CHERRY
- 24** IMPERIAL CHERRY
- 15** EMPIRE MAHOGANY
- 46** ROYAL MAHOGANY
- 69** BOURBON MAHOGANY
- 64** APPALACHIAN MAHOGANY
- 42** LIGHT WALNUT
- 38** HERITAGE WALNUT
- 20** TRADITIONAL WALNUT
- 57** EBONY WALNUT
- 72** BLACK (LOW SHEEN)

MODEL

DESCRIPTION

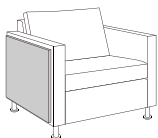
FABRIC LIST PRICE

COM CUE 2 3 4 5 6 7 8

MOD71SMOWA	CLUB CHAIR (METAL LEGS)	1,815	1,965	2,135	2,245	2,350	2,455	2,565	2,670	2,885
MOD71SWOWA	CLUB CHAIR (WOOD LEGS)	1,715	1,865	2,035	2,145	2,250	2,355	2,465	2,570	2,785

PLAIN SEAT/BACK WITH WOOD OUTER ARM
STANDARD WITH DOWN CUSHIONS

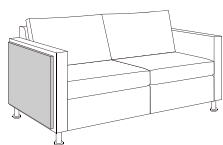
VENEER OUTER ARM STANDARD. LAMINATE AVAILABLE.
SEE SURFACE MATERIALS PAGE FOR STANDARD LAMINATE OPTIONS.



MOD72SMOWA	LOVESEAT (METAL LEGS)	2,655	2,885	3,150	3,315	3,480	3,645	3,810	3,975	4,305
MOD72SWOWA	LOVESEAT (WOOD LEGS)	2,555	2,785	3,050	3,215	3,380	3,545	3,710	3,875	4,205

PLAIN SEAT/BACK WITH WOOD OUTER ARM
STANDARD WITH DOWN CUSHIONS

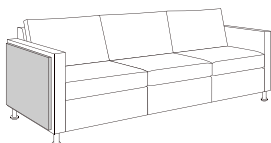
VENEER OUTER ARM STANDARD. LAMINATE AVAILABLE.
SEE SURFACE MATERIALS PAGE FOR STANDARD LAMINATE OPTIONS.



MOD73SMOWA	SOFA (METAL LEGS)	3,190	3,415	3,745	3,950	4,155	4,360	4,560	4,765	5,175
MOD73SWOWA	SOFA (WOOD LEGS)	3,090	3,315	3,645	3,850	4,055	4,260	4,460	4,665	5,075

PLAIN SEAT/BACK WITH WOOD OUTER ARM
STANDARD WITH DOWN CUSHIONS

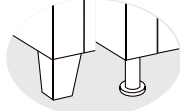
VENEER OUTER ARM STANDARD. LAMINATE AVAILABLE.
SEE SURFACE MATERIALS PAGE FOR STANDARD LAMINATE OPTIONS.



METAL PAINT COLORS

- S** STANDARD ALUMINUM
- PC1** MILK GLOSS
- PC2** CHARCOAL GLOSS
- PC3** OATMEAL GLOSS
- PC4** SILVER
- PC5** CHROME
- PC6** RAVEN

ADDITIONAL PRODUCT ORDERING OPTIONS



**WOOD OR
METAL LEGS**
(STANDARD)



**4AC
CASTERS**
FOUR ALUMINUM HOODED
CASTERS, TWO REAR CASTERS
ARE LOCKING. (NO UPCHARGE,
USE METAL LEG PRICING)

TO ORDER, SPECIFY:

1. MODEL NUMBER
2. LEG FINISH
3. FABRIC

LEATHER LIST PRICE

COL	C1	C2	C3	C4	C5	C6
	BASIC	FUNDAMENTAL	HAMPTON	VOLO	ANDES	VELLUTO PELLE

2,165 3,030 3,225 3,345 QUOTED UPON REQUEST

2,065 2,930 3,125 3,245 QUOTED UPON REQUEST

2,955 4,470 4,745 4,925 QUOTED UPON REQUEST

2,855 4,370 4,645 4,825 QUOTED UPON REQUEST

3,590 5,505 5,860 6,100 QUOTED UPON REQUEST

3,490 5,405 5,760 6,000 QUOTED UPON REQUEST

DIMENSIONS

FIGURES

YARDAGE REQUIREMENTS SHOWN
ARE BASED ON NON-DIRECTIONAL
54" TEXTILES. REFER TO PAGE 3
FOR HELP WITH TEXTILES WITH
REPEATS OR SEND AN EMAIL TO:
COM_HELP@EKOCONTRACT.COM

W 36
D 31.5
H 32
SW 27
SD 19
SH 17.75
BH 16.75
AH 25.25

DUE TO DESIGN AND SIZE OF
PRODUCT, UP ROLL TEXTILES
REQUIRE A LARGER THAN NORMAL
PERCENTAGE TO PRODUCE.
COM REQUIREMENTS HAVE BEEN
BROKEN DOWN BY CROSS ROLL (CR)
AND UP ROLL (UR) BELOW.

COM CR (YDS.) 5.5
COM UR (YDS.) 7.25
COL (SQ. FT.) 99
WEIGHT (LBS.) 60
CUBIC FEET 21

W 63
D 31.5
H 32
SW 54
SD 19
SH 17.75
BH 16.75
AH 25.25

COM CR (YDS.) 8.5
COM UR (YDS.) 11.5
COL (SQ. FT.) 153
WEIGHT (LBS.) 80
CUBIC FEET 37

W 90
D 31.5
H 32
SW 81
SD 19
SH 17.75
BH 16.75
AH 25.25

COM CR (YDS.) 10.75
COM UR (YDS.) 15.75
COL (SQ. FT.) 194
WEIGHT (LBS.) 100
CUBIC FEET 53

mod lounge



PRODUCT SPECIFICATIONS

MOD IS AN EXPANSIVE FREESTANDING AND MODULAR LOUNGE COLLECTION CHARACTERIZED BY STRONG ARCHITECTURAL SIMPLICITY, TAILORED FORM-FITTING UPHOLSTERY, AND A MULTITUDE OF CLEANLY CONSTRUCTED COMPONENTS. A GENEROUS SCALE AND STYLISH INTERACTION CELEBRATE CONTEMPORARY AESTHETICS AND FUNCTION. CRISP BISCUIT-TUFTED OR PLAIN DOWN-FILLED SEAT AND BACK CUSHIONS EASILY ADAPT TO A VARIETY OF ENVIRONMENTS. A THOUGHTFULLY DESIGNED WOOD PANEL OUTER ARM, FOR FREESTANDING LOUNGE MODELS, ADDS POLISHED SOPHISTICATION AND FINESSE. AVAILABLE WITH WOOD OR SATIN NICKEL METAL LEGS.

MOD'S SUPERIOR CONSTRUCTION INCLUDES SOLID HARDWOOD AND CNC CUT FURNITURE GRADE PLYWOOD FRAMES. JOINTS ARE CORNER BLOCKED, GLUED, AND FASTENED FOR DURABILITY. TEXTILES ARE HAND-TAILORED OVER 100% POLYURETHANE FOAM THAT MEETS CAL 117 STANDARDS.

DESIGNED BY IDI.

FINISHES

- 10 NATURAL
- 11 MONTICELLO
- 12 HUNTINGTON
- 13 WILD CHERRY
- 14 VERSAILLES
- 16 CAFELLE
- 53 LIGHT MAPLE
- 31 CINNAMON CHERRY
- 24 IMPERIAL CHERRY
- 15 EMPIRE MAHOGANY
- 46 ROYAL MAHOGANY
- 69 BOURBON MAHOGANY
- 64 APPALACHIAN MAHOGANY
- 42 LIGHT WALNUT
- 38 HERITAGE WALNUT
- 20 TRADITIONAL WALNUT
- 57 EBONY WALNUT
- 72 BLACK (LOW SHEEN)

MODEL

DESCRIPTION

FABRIC LIST PRICE

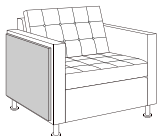
COM CUE 2 3 4 5 6 7 8

MOD81TMOWA	CLUB CHAIR (METAL LEGS)	1,815	1,965	2,135	2,245	2,350	2,455	2,565	2,670	2,885
-------------------	--------------------------------	-------	-------	-------	-------	-------	-------	-------	-------	-------

MOD81TWOWA	CLUB CHAIR (WOOD LEGS)	1,715	1,865	2,035	2,145	2,250	2,355	2,465	2,570	2,785
-------------------	-------------------------------	-------	-------	-------	-------	-------	-------	-------	-------	-------

TUFTED SEAT/BACK WITH WOOD OUTER ARM

VENEER OUTER ARM STANDARD. LAMINATE AVAILABLE.
SEE SURFACE MATERIALS PAGE FOR STANDARD LAMINATE OPTIONS.

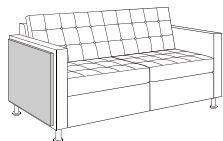


MOD82TMOWA	LOVESEAT (METAL LEGS)	2,655	2,885	3,150	3,315	3,480	3,645	3,810	3,975	4,305
-------------------	------------------------------	-------	-------	-------	-------	-------	-------	-------	-------	-------

MOD82TWOWA	LOVESEAT (WOOD LEGS)	2,555	2,785	3,050	3,215	3,380	3,545	3,710	3,875	4,205
-------------------	-----------------------------	-------	-------	-------	-------	-------	-------	-------	-------	-------

TUFTED SEAT/BACK WITH WOOD OUTER ARM

VENEER OUTER ARM STANDARD. LAMINATE AVAILABLE.
SEE SURFACE MATERIALS PAGE FOR STANDARD LAMINATE OPTIONS.

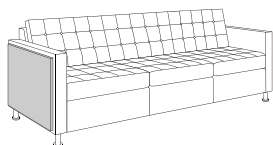


MOD83TMOWA	SOFA (METAL LEGS)	3,190	3,415	3,745	3,950	4,155	4,360	4,560	4,765	5,175
-------------------	--------------------------	-------	-------	-------	-------	-------	-------	-------	-------	-------

MOD83TWOWA	SOFA (WOOD LEGS)	3,090	3,315	3,645	3,850	4,055	4,260	4,460	4,665	5,075
-------------------	-------------------------	-------	-------	-------	-------	-------	-------	-------	-------	-------

TUFTED SEAT/BACK WITH WOOD OUTER ARM

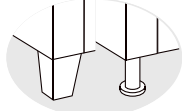
VENEER OUTER ARM STANDARD. LAMINATE AVAILABLE.
SEE SURFACE MATERIALS PAGE FOR STANDARD LAMINATE OPTIONS.



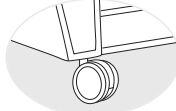
METAL PAINT COLORS

- S** STANDARD ALUMINUM
- PC1** MILK GLOSS
- PC2** CHARCOAL GLOSS
- PC3** OATMEAL GLOSS
- PC4** SILVER
- PC5** CHROME
- PC6** RAVEN

ADDITIONAL PRODUCT ORDERING OPTIONS



**WOOD OR
METAL LEGS**
(STANDARD)



**4AC
CASTERS**
FOUR ALUMINUM HOODED
CASTERS, TWO REAR CASTERS
ARE LOCKING. (NO UPCHARGE,
USE METAL LEG PRICING)

TO ORDER, SPECIFY:

1. MODEL NUMBER
2. LEG FINISH
3. FABRIC

LEATHER LIST PRICE

COL	C1	C2	C3	C4	C5	C6
	BASIC	FUNDAMENTAL	HAMPTON	VOLO	ANDES	VELLUTO PELLE

2,165 3,030 3,225 3,345 QUOTED UPON REQUEST

2,065 2,930 3,125 3,245 QUOTED UPON REQUEST

2,955 4,470 4,745 4,925 QUOTED UPON REQUEST

2,855 4,370 4,645 4,825 QUOTED UPON REQUEST

3,590 5,505 5,860 6,100 QUOTED UPON REQUEST

3,490 5,405 5,760 6,000 QUOTED UPON REQUEST

DIMENSIONS

FIGURES

YARDAGE REQUIREMENTS SHOWN
ARE BASED ON NON-DIRECTIONAL
54" TEXTILES. REFER TO PAGE 3
FOR HELP WITH TEXTILES WITH
REPEATS OR SEND AN EMAIL TO:
COM_HELP@EKOCONTRACT.COM

W 36
D 31.5
H 32
SW 27
SD 19
SH 17.75
BH 16.75
AH 25.25

DUE TO DESIGN AND SIZE OF
PRODUCT, UP ROLL TEXTILES
REQUIRE A LARGER THAN NORMAL
PERCENTAGE TO PRODUCE.
COM REQUIREMENTS HAVE BEEN
BROKEN DOWN BY CROSS ROLL (CR)
AND UP ROLL (UR) BELOW.

COM CR (YDS.) 5.5
COM UR (YDS.) 7.25
COL (SQ. FT.) 99
WEIGHT (LBS.) 60
CUBIC FEET 21

W 63
D 31.5
H 32
SW 54
SD 19
SH 17.75
BH 16.75
AH 25.25

COM CR (YDS.) 8.5
COM UR (YDS.) 11.5
COL (SQ. FT.) 153
WEIGHT (LBS.) 80
CUBIC FEET 37

W 90
D 31.5
H 32
SW 81
SD 19
SH 17.75
BH 16.75
AH 25.25

COM CR (YDS.) 10.75
COM UR (YDS.) 15.75
COL (SQ. FT.) 194
WEIGHT (LBS.) 100
CUBIC FEET 53

mod freestanding

PLAIN WITH ARMS



PRODUCT SPECIFICATIONS

MOD IS AN EXPANSIVE FREESTANDING AND MODULAR LOUNGE COLLECTION CHARACTERIZED BY STRONG ARCHITECTURAL SIMPLICITY, TAILORED FORM-FITTING UPHOLSTERY, AND A MULTITUDE OF CLEANLY CONSTRUCTED COMPONENTS. A GENEROUS SCALE AND STYLISH INTERACTION CELEBRATE CONTEMPORARY AESTHETICS AND FUNCTION. CRISP BISCUIT-TUFTED OR PLAIN TIGHT SEAT AND BACK CUSHIONS EASILY ADAPT TO A VARIETY OF ENVIRONMENTS. A THOUGHTFULLY DESIGNED WOOD PANEL OUTER ARM, FOR FREESTANDING LOUNGE MODELS, ADDS POLISHED SOPHISTICATION AND FINESSE. AVAILABLE WITH WOOD OR SATIN NICKEL METAL LEGS.

MOD'S SUPERIOR CONSTRUCTION INCLUDES SOLID HARDWOOD AND CNC CUT FURNITURE GRADE PLYWOOD FRAMES. JOINTS ARE CORNER BLOCKED, GLUED, AND FASTENED FOR DURABILITY. TEXTILES ARE HAND-TAILORED OVER 100% POLYURETHANE FOAM THAT MEETS CAL 117 STANDARDS.

DESIGNED BY IDI.

FINISHES

- 10 NATURAL
- 11 MONTICELLO
- 12 HUNTINGTON
- 13 WILD CHERRY
- 14 VERSAILLES
- 16 CAFELLE
- 53 LIGHT MAPLE
- 31 CINNAMON CHERRY
- 24 IMPERIAL CHERRY
- 15 EMPIRE MAHOGANY
- 46 ROYAL MAHOGANY
- 69 BOURBON MAHOGANY
- 64 APPALACHIAN MAHOGANY
- 42 LIGHT WALNUT
- 38 HERITAGE WALNUT
- 20 TRADITIONAL WALNUT
- 57 EBONY WALNUT
- 72 BLACK (LOW SHEEN)

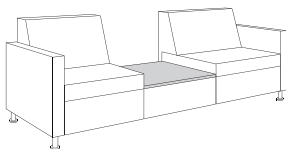
MODEL

DESCRIPTION

FABRIC LIST PRICE

		COM	CUE	2	3	4	5	6	7	8
MOD54SM	CHAIR/TABLE/CHAIR (METAL LEGS)	2,400	2,600	2,800	3,000	3,200	3,400	3,600	4,000	4,400
MOD54SW	CHAIR/TABLE/CHAIR (WOOD LEGS)	2,275	2,475	2,675	2,875	3,075	3,275	3,475	3,875	4,275

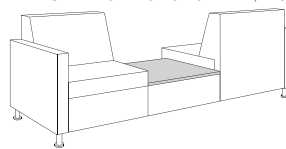
PLAIN SEAT/BACK WITH TABLE IN MIDDLE WHEN SEATED



VENEER TABLE TOPS STANDARD. LAMINATE AVAILABLE.
SEE SURFACE MATERIALS PAGE FOR STANDARD LAMINATE OPTIONS.

MOD204SM	CHAIR/TABLE/CHAIR (METAL LEGS)	2,400	2,600	2,800	3,000	3,200	3,400	3,600	4,000	4,400
MOD204SW	CHAIR/TABLE/CHAIR (WOOD LEGS)	2,275	2,475	2,675	2,875	3,075	3,275	3,475	3,875	4,275

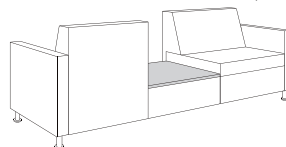
PLAIN SEAT/BACK WITH TABLE IN MIDDLE WHEN SEATED
LEFT SIDE BACK FACING FORWARD, RIGHT SIDE BACK FACING BACKWARD



VENEER TABLE TOPS STANDARD. LAMINATE AVAILABLE.
SEE SURFACE MATERIALS PAGE FOR STANDARD LAMINATE OPTIONS.

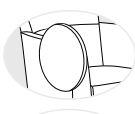
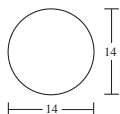
MOD214SM	CHAIR/TABLE/CHAIR (METAL LEGS)	2,400	2,600	2,800	3,000	3,200	3,400	3,600	4,000	4,400
MOD214SW	CHAIR/TABLE/CHAIR (WOOD LEGS)	2,275	2,475	2,675	2,875	3,075	3,275	3,475	3,875	4,275

PLAIN SEAT/BACK WITH TABLE IN MIDDLE WHEN SEATED
RIGHT SIDE BACK FACING FORWARD, LEFT SIDE BACK FACING BACKWARD

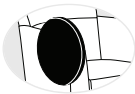


VENEER TABLE TOPS STANDARD. LAMINATE AVAILABLE.
SEE SURFACE MATERIALS PAGE FOR STANDARD LAMINATE OPTIONS.

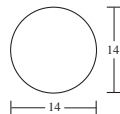
TABLET OPTIONS



MAPLE VENEER NON-REMOVABLE FLIP DOWN CIRCLE TABLET
RIGHT HANDED POSITION **FRWR** (ADD \$695 LIST)
LEFT HANDED POSITION **FRWL** (ADD \$695 LIST)



BLACK LAMINATE NON-REMOVABLE FLIP DOWN CIRCLE TABLET
RIGHT HANDED POSITION **FRLR** (ADD \$640 LIST)
LEFT HANDED POSITION **FRL** (ADD \$640 LIST)



MAPLE VENEER CIRCLE TABLET
RIGHT HANDED POSITION **RWR** (ADD \$360 LIST)
LEFT HANDED POSITION **RWL** (ADD \$360 LIST)

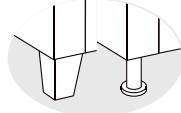


BLACK LAMINATE CIRCLE TABLET
RIGHT HANDED POSITION **RLR** (ADD \$305 LIST)
LEFT HANDED POSITION **RL** (ADD \$305 LIST)

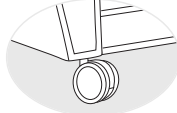
METAL PAINT COLORS

- S** STANDARD ALUMINUM
- PC1** MILK GLOSS
- PC2** CHARCOAL GLOSS
- PC3** OATMEAL GLOSS
- PC4** SILVER
- PC5** CHROME
- PC6** RAVEN

ADDITIONAL PRODUCT ORDERING OPTIONS



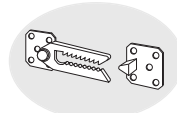
WOOD OR METAL LEGS
(STANDARD)




4AC CASTERS
FOUR ALUMINUM HOODED CASTERS, TWO REAR CASTERS ARE LOCKING. (NO UPCHARGE, USE METAL LEG PRICING)



HEAVY DUTY TABLET
FEATURES 150 LB. HIGHER EDUCATION WEIGHT RATING AS STANDARD (NO UPCHARGE)



LC GANGING CONNECTOR
PLEASE ORDER FURNITURE FROM LEFT TO RIGHT ACCORDING TO YOUR LAYOUT AND TAG COMMENTS A-Z. ADD LC TO ITEMS THAT GANG. ONLY ADD LC WHEN ITEMS CONNECT. DO NOT ADD TO END RUN. (ADD \$75 LIST)



TO ORDER, SPECIFY:

1. MODEL NUMBER
2. LEG/TABLE FINISH
3. TABLET OPTION
4. FABRIC

LEATHER LIST PRICE

COL	C1	C2	C3	C4	C5	C6
	BASIC	FUNDAMENTAL	HAMPTON	VOLO	ANDES	VELLUTO PELLE

2,800 4,925 5,275 5,705 QUOTED UPON REQUEST

2,675 4,800 5,150 5,580 QUOTED UPON REQUEST

2,800 4,925 5,275 5,705 QUOTED UPON REQUEST

2,675 4,800 5,150 5,580 QUOTED UPON REQUEST

2,800 4,925 5,275 5,705 QUOTED UPON REQUEST

2,675 4,800 5,150 5,580 QUOTED UPON REQUEST

DIMENSIONS

W	90
D	31.5
H	34
SW	28
SD	20.5
SH	17.5
BH	16.5
AH	25.25

W	90
D	31.5
H	34
SW	28
SD	20.5
SH	17.5
BH	16.5
AH	25.25

W	90
D	31.5
H	34
SW	28
SD	20.5
SH	17.5
BH	16.5
AH	25.25

FIGURES

YARDAGE REQUIREMENTS SHOWN ARE BASED ON NON-DIRECTIONAL 54" TEXTILES. REFER TO PAGE 3 FOR HELP WITH TEXTILES WITH REPEATS OR SEND AN EMAIL TO: COM_HELP@EKOCONTRACT.COM

DUE TO DESIGN AND SIZE OF PRODUCT, UP ROLL TEXTILES REQUIRE A LARGER THAN NORMAL PERCENTAGE TO PRODUCE. COM REQUIREMENTS HAVE BEEN BROKEN DOWN BY CROSS ROLL (CR) AND UP ROLL (UR) BELOW.

COM CR (YDS.) 10
COM UR (YDS.) 13.5
COL (SQ. FT.) 180
WEIGHT (LBS.) 72
CUBIC FEET 55

COM CR (YDS.) 10
COM UR (YDS.) 13.5
COL (SQ. FT.) 180
WEIGHT (LBS.) 72
CUBIC FEET 55

COM CR (YDS.) 10
COM UR (YDS.) 13.5
COL (SQ. FT.) 180
WEIGHT (LBS.) 72
CUBIC FEET 55

CUP HOLDER OPTIONS



WHITE CUP HOLDER
RIGHT HANDED POSITION **CRW** (ADD \$160 LIST)
LEFT HANDED POSITION **CLW** (ADD \$160 LIST)



BLACK CUP HOLDER
RIGHT HANDED POSITION **CRB** (ADD \$160 LIST)
LEFT HANDED POSITION **CLB** (ADD \$160 LIST)



TABLET CUP HOLDER
ATTACHES UNDER TABLET **TCH** (ADD \$65 LIST)

mod freestanding

TUFTED WITH ARMS



PRODUCT SPECIFICATIONS

MOD IS AN EXPANSIVE FREESTANDING AND MODULAR LOUNGE COLLECTION CHARACTERIZED BY STRONG ARCHITECTURAL SIMPLICITY, TAILORED FORM-FITTING UPHOLSTERY, AND A MULTITUDE OF CLEANLY CONSTRUCTED COMPONENTS. A GENEROUS SCALE AND STYLISH INTERACTION CELEBRATE CONTEMPORARY AESTHETICS AND FUNCTION. CRISP BISCUIT-TUFTED OR PLAIN TIGHT SEAT AND BACK CUSHIONS EASILY ADAPT TO A VARIETY OF ENVIRONMENTS. A THOUGHTFULLY DESIGNED WOOD PANEL OUTER ARM, FOR FREESTANDING LOUNGE MODELS, ADDS POLISHED SOPHISTICATION AND FINESSE. AVAILABLE WITH WOOD OR SATIN NICKEL METAL LEGS.

MOD'S SUPERIOR CONSTRUCTION INCLUDES SOLID HARDWOOD AND CNC CUT FURNITURE GRADE PLYWOOD FRAMES. JOINTS ARE CORNER BLOCKED, GLUED, AND FASTENED FOR DURABILITY. TEXTILES ARE HAND-TAILORED OVER 100% POLYURETHANE FOAM THAT MEETS CAL 117 STANDARDS.

DESIGNED BY IDI.

FINISHES

- 10** NATURAL
- 11** MONTICELLO
- 12** HUNTINGTON
- 13** WILD CHERRY
- 14** VERSAILLES
- 16** CAFELLE
- 53** LIGHT MAPLE
- 31** CINNAMON CHERRY
- 24** IMPERIAL CHERRY
- 15** EMPIRE MAHOGANY
- 46** ROYAL MAHOGANY
- 69** BOURBON MAHOGANY
- 64** APPALACHIAN MAHOGANY
- 42** LIGHT WALNUT
- 38** HERITAGE WALNUT
- 20** TRADITIONAL WALNUT
- 57** EBONY WALNUT
- 72** BLACK (LOW SHEEN)

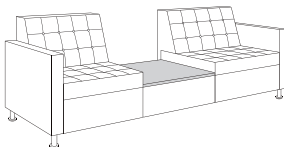
MODEL

DESCRIPTION

FABRIC LIST PRICE

		COM	CUE	2	3	4	5	6	7	8
MOD54TM	CHAIR/TABLE/CHAIR (METAL LEGS)	2,600	2,800	3,000	3,200	3,400	3,600	3,800	4,200	4,600
MOD54TW	CHAIR/TABLE/CHAIR (WOOD LEGS)	2,475	2,675	2,875	3,075	3,275	3,475	3,675	4,075	4,475

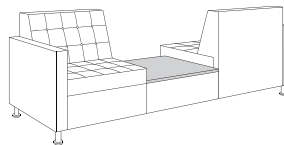
TUFTED SEAT/BACK WITH TABLE IN MIDDLE WHEN SEATED



VENEER TABLE TOPS STANDARD. LAMINATE AVAILABLE.
SEE SURFACE MATERIALS PAGE FOR STANDARD LAMINATE OPTIONS.

MOD204TM	CHAIR/TABLE/CHAIR (METAL LEGS)	2,600	2,800	3,000	3,200	3,400	3,600	3,800	4,200	4,600
MOD204TW	CHAIR/TABLE/CHAIR (WOOD LEGS)	2,475	2,675	2,875	3,075	3,275	3,475	3,675	4,075	4,475

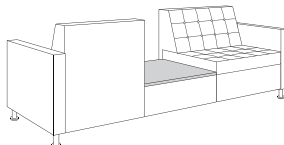
TUFTED SEAT/BACK WITH TABLE IN MIDDLE WHEN SEATED
LEFT SIDE BACK FACING FORWARD, RIGHT SIDE BACK FACING BACKWARD



VENEER TABLE TOPS STANDARD. LAMINATE AVAILABLE.
SEE SURFACE MATERIALS PAGE FOR STANDARD LAMINATE OPTIONS.

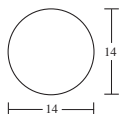
MOD214TM	CHAIR/TABLE/CHAIR (METAL LEGS)	2,600	2,800	3,000	3,200	3,400	3,600	3,800	4,200	4,600
MOD214TW	CHAIR/TABLE/CHAIR (WOOD LEGS)	2,475	2,675	2,875	3,075	3,275	3,475	3,675	4,075	4,475

TUFTED SEAT/BACK WITH TABLE IN MIDDLE WHEN SEATED
RIGHT SIDE BACK FACING FORWARD, LEFT SIDE BACK FACING BACKWARD

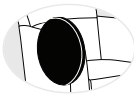


VENEER TABLE TOPS STANDARD. LAMINATE AVAILABLE.
SEE SURFACE MATERIALS PAGE FOR STANDARD LAMINATE OPTIONS.

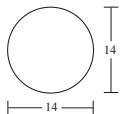
TABLET OPTIONS



MAPLE VENEER NON-REMOVABLE FLIP DOWN CIRCLE TABLET
RIGHT HANDED POSITION **FRWR** (ADD \$695 LIST)
LEFT HANDED POSITION **FRWL** (ADD \$695 LIST)



BLACK LAMINATE NON-REMOVABLE FLIP DOWN CIRCLE TABLET
RIGHT HANDED POSITION **FRLR** (ADD \$640 LIST)
LEFT HANDED POSITION **FRL** (ADD \$640 LIST)



MAPLE VENEER CIRCLE TABLET
RIGHT HANDED POSITION **RWR** (ADD \$360 LIST)
LEFT HANDED POSITION **RWL** (ADD \$360 LIST)

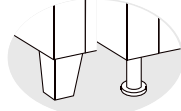


BLACK LAMINATE CIRCLE TABLET
RIGHT HANDED POSITION **RLR** (ADD \$305 LIST)
LEFT HANDED POSITION **RL** (ADD \$305 LIST)

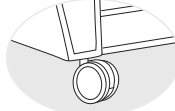
METAL PAINT COLORS

- S** STANDARD ALUMINUM
- PC1** MILK GLOSS
- PC2** CHARCOAL GLOSS
- PC3** OATMEAL GLOSS
- PC4** SILVER
- PC5** CHROME
- PC6** RAVEN

ADDITIONAL PRODUCT ORDERING OPTIONS



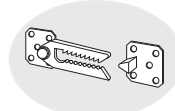
WOOD OR METAL LEGS
(STANDARD)




4AC CASTERS
FOUR ALUMINUM HOODED CASTERS, TWO REAR CASTERS ARE LOCKING. (NO UPCHARGE, USE METAL LEG PRICING)



HEAVY DUTY TABLET
FEATURES 150 LB. HIGHER EDUCATION WEIGHT RATING AS STANDARD (NO UPCHARGE)



LC GANGING CONNECTOR
PLEASE ORDER FURNITURE FROM LEFT TO RIGHT ACCORDING TO YOUR LAYOUT AND TAG COMPONENTS A-Z. ADD LC TO ITEMS THAT GANG. ONLY ADD LC WHEN ITEMS CONNECT. DO NOT ADD TO END RUN. (ADD \$75 LIST)



TO ORDER, SPECIFY:

1. MODEL NUMBER
2. LEG/TABLE FINISH
3. TABLET OPTION
4. FABRIC

LEATHER LIST PRICE

COL	C1	C2	C3	C4	C5	C6
	BASIC	FUNDAMENTAL	HAMPTON	VOLO	ANDES	VELLUTO PELLE

3,000 5,125 5,475 5,905 QUOTED UPON REQUEST

2,875 5,000 5,350 5,780 QUOTED UPON REQUEST

3,000 5,125 5,475 5,905 QUOTED UPON REQUEST

2,875 5,000 5,350 5,780 QUOTED UPON REQUEST

3,000 5,125 5,475 5,905 QUOTED UPON REQUEST

2,875 5,000 5,350 5,780 QUOTED UPON REQUEST

DIMENSIONS

W	90
D	31.5
H	34
SW	28
SD	20.5
SH	17.5
BH	16.5
AH	25.25

FIGURES

YARDAGE REQUIREMENTS SHOWN ARE BASED ON NON-DIRECTIONAL 54" TEXTILES. REFER TO PAGE 3 FOR HELP WITH TEXTILES WITH REPEATS OR SEND AN EMAIL TO: COM_HELP@EKOCONTRACT.COM

DUE TO DESIGN AND SIZE OF PRODUCT, UP ROLL TEXTILES REQUIRE A LARGER THAN NORMAL PERCENTAGE TO PRODUCE. COM REQUIREMENTS HAVE BEEN BROKEN DOWN BY CROSS ROLL (CR) AND UP ROLL (UR) BELOW.

COM CR (YDS.)	10
COM UR (YDS.)	13.5
COL (SQ. FT.)	180
WEIGHT (LBS.)	72
CUBIC FEET	55

W	90
D	31.5
H	34
SW	28
SD	20.5
SH	17.5
BH	16.5
AH	25.25

COM CR (YDS.) 10
COM UR (YDS.) 13.5
COL (SQ. FT.) 180
WEIGHT (LBS.) 72
CUBIC FEET 55

W	90
D	31.5
H	34
SW	28
SD	20.5
SH	17.5
BH	16.5
AH	25.25

COM CR (YDS.) 10
COM UR (YDS.) 13.5
COL (SQ. FT.) 180
WEIGHT (LBS.) 72
CUBIC FEET 55

CUP HOLDER OPTIONS



WHITE CUP HOLDER
RIGHT HANDED POSITION **CRW** (ADD \$160 LIST)
LEFT HANDED POSITION **CLW** (ADD \$160 LIST)



BLACK CUP HOLDER
RIGHT HANDED POSITION **CRB** (ADD \$160 LIST)
LEFT HANDED POSITION **CLB** (ADD \$160 LIST)



TABLET CUP HOLDER
ATTACHES UNDER TABLET **TCH** (ADD \$65 LIST)

mod freestanding

PLAIN WITH WOOD OUTER ARMS



PRODUCT SPECIFICATIONS

MOD IS AN EXPANSIVE FREESTANDING AND MODULAR LOUNGE COLLECTION CHARACTERIZED BY STRONG ARCHITECTURAL SIMPLICITY, TAILORED FORM-FITTING UPHOLSTERY, AND A MULTITUDE OF CLEANLY CONSTRUCTED COMPONENTS. A GENEROUS SCALE AND STYLISH INTERACTION CELEBRATE CONTEMPORARY AESTHETICS AND FUNCTION. CRISP BISCUIT-TUFTED OR PLAIN TIGHT SEAT AND BACK CUSHIONS EASILY ADAPT TO A VARIETY OF ENVIRONMENTS. A THOUGHTFULLY DESIGNED WOOD PANEL OUTER ARM, FOR FREESTANDING LOUNGE MODELS, ADDS POLISHED SOPHISTICATION AND FINESSE. AVAILABLE WITH WOOD OR SATIN NICKEL METAL LEGS.

MOD'S SUPERIOR CONSTRUCTION INCLUDES SOLID HARDWOOD AND CNC CUT FURNITURE GRADE PLYWOOD FRAMES. JOINTS ARE CORNER BLOCKED, GLUED, AND FASTENED FOR DURABILITY. TEXTILES ARE HAND-TAILORED OVER 100% POLYURETHANE FOAM THAT MEETS CAL 117 STANDARDS.

DESIGNED BY IDI.

FINISHES

- 10 NATURAL
- 11 MONTICELLO
- 12 HUNTINGTON
- 13 WILD CHERRY
- 14 VERSAILLES
- 16 CAFELLE
- 53 LIGHT MAPLE
- 31 CINNAMON CHERRY
- 24 IMPERIAL CHERRY
- 15 EMPIRE MAHOGANY
- 46 ROYAL MAHOGANY
- 69 BOURBON MAHOGANY
- 64 APPALACHIAN MAHOGANY
- 42 LIGHT WALNUT
- 38 HERITAGE WALNUT
- 20 TRADITIONAL WALNUT
- 57 EBONY WALNUT
- 72 BLACK (LOW SHEEN)

MODEL

DESCRIPTION

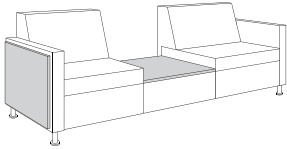
FABRIC LIST PRICE

COM CUE 2 3 4 5 6 7 8

MOD54SMOWA CHAIR/TABLE/CHAIR (METAL LEGS) 2,850 3,050 3,250 3,450 3,650 3,850 4,050 4,450 4,850

MOD54SWOWA CHAIR/TABLE/CHAIR (WOOD LEGS) 2,725 2,925 3,125 3,325 3,525 3,725 3,925 4,325 4,725

PLAIN SEAT/BACK WITH WOOD OUTER ARM AND TABLE IN MIDDLE WHEN SEATED



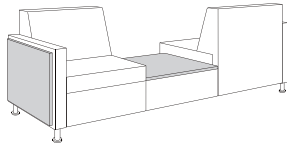
VENEER OUTER ARM STANDARD. LAMINATE AVAILABLE.
SEE SURFACE MATERIALS PAGE FOR STANDARD LAMINATE OPTIONS.

VENEER TABLE TOPS STANDARD. LAMINATE AVAILABLE.
SEE SURFACE MATERIALS PAGE FOR STANDARD LAMINATE OPTIONS.

MOD204SMOWA CHAIR/TABLE/CHAIR (METAL LEGS) 2,850 3,050 3,250 3,450 3,650 3,850 4,050 4,450 4,850

MOD204SWOWA CHAIR/TABLE/CHAIR (WOOD LEGS) 2,725 2,925 3,125 3,325 3,525 3,725 3,925 4,325 4,725

PLAIN SEAT/BACK WITH WOOD OUTER ARM AND TABLE IN MIDDLE WHEN SEATED
LEFT SIDE BACK FACING FORWARD, RIGHT SIDE BACK FACING BACKWARD



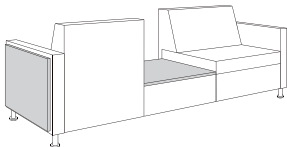
VENEER OUTER ARM STANDARD. LAMINATE AVAILABLE.
SEE SURFACE MATERIALS PAGE FOR STANDARD LAMINATE OPTIONS.

VENEER TABLE TOPS STANDARD. LAMINATE AVAILABLE.
SEE SURFACE MATERIALS PAGE FOR STANDARD LAMINATE OPTIONS.

MOD214SMOWA CHAIR/TABLE/CHAIR (METAL LEGS) 2,850 3,050 3,250 3,450 3,650 3,850 4,050 4,450 4,850

MOD214SWOWA CHAIR/TABLE/CHAIR (WOOD LEGS) 2,725 2,925 3,125 3,325 3,525 3,725 3,925 4,325 4,725

PLAIN SEAT/BACK WITH WOOD OUTER ARM AND TABLE IN MIDDLE WHEN SEATED
RIGHT SIDE BACK FACING FORWARD, LEFT SIDE BACK FACING BACKWARD



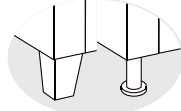
VENEER OUTER ARM STANDARD. LAMINATE AVAILABLE.
SEE SURFACE MATERIALS PAGE FOR STANDARD LAMINATE OPTIONS.

VENEER TABLE TOPS STANDARD. LAMINATE AVAILABLE.
SEE SURFACE MATERIALS PAGE FOR STANDARD LAMINATE OPTIONS.

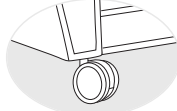
METAL PAINT COLORS

- S** STANDARD ALUMINUM
- PC1** MILK GLOSS
- PC2** CHARCOAL GLOSS
- PC3** OATMEAL GLOSS
- PC4** SILVER
- PC5** CHROME
- PC6** RAVEN

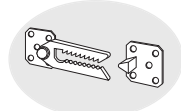
ADDITIONAL PRODUCT ORDERING OPTIONS



WOOD OR METAL LEGS
(STANDARD)



4AC CASTERS
FOUR ALUMINUM HOODED CASTERS, TWO REAR CASTERS ARE LOCKING. (NO UPCHARGE, USE METAL LEG PRICING)



LC GANGING CONNECTOR
PLEASE ORDER FURNITURE FROM LEFT TO RIGHT ACCORDING TO YOUR LAYOUT AND TAG COMMENTS A-Z. ADD LC TO ITEMS THAT GANG. ONLY ADD LC WHEN ITEMS CONNECT. DO NOT ADD TO END RUN. (ADD \$75 LIST)



TO ORDER, SPECIFY:

1. MODEL NUMBER
2. LEG/TABLE FINISH
3. FABRIC

LEATHER LIST PRICE

COL	C1	C2	C3	C4	C5	C6
	BASIC	FUNDAMENTAL	HAMPTON	VOLO	ANDES	VELLUTO PELLE

3,250 5,375 5,725 6,155 QUOTED UPON REQUEST

3,125 5,250 5,600 6,030 QUOTED UPON REQUEST

3,250 5,375 5,725 6,155 QUOTED UPON REQUEST

3,125 5,250 5,600 6,030 QUOTED UPON REQUEST

3,250 5,375 5,725 6,155 QUOTED UPON REQUEST

3,125 5,250 5,600 6,030 QUOTED UPON REQUEST

DIMENSIONS

FIGURES

YARDAGE REQUIREMENTS SHOWN ARE BASED ON NON-DIRECTIONAL 54" TEXTILES. REFER TO PAGE 3 FOR HELP WITH TEXTILES WITH REPEATS OR SEND AN EMAIL TO: COM_HELP@EKOCONTRACT.COM

W 90
D 31.5
H 34
SW 28
SD 20.5
SH 17.5
BH 16.5
AH 25.25

DUE TO DESIGN AND SIZE OF PRODUCT, UP ROLL TEXTILES REQUIRE A LARGER THAN NORMAL PERCENTAGE TO PRODUCE. COM REQUIREMENTS HAVE BEEN BROKEN DOWN BY CROSS ROLL (CR) AND UP ROLL (UR) BELOW.
COM CR (YDS.) 10
COM UR (YDS.) 13.5
COL (SQ. FT.) 180
WEIGHT (LBS.) 72
CUBIC FEET 55

W 90
D 31.5
H 34
SW 28
SD 20.5
SH 17.5
BH 16.5
AH 25.25

COM CR (YDS.) 10
COM UR (YDS.) 13.5
COL (SQ. FT.) 180
WEIGHT (LBS.) 72
CUBIC FEET 55

W 90
D 31.5
H 34
SW 28
SD 20.5
SH 17.5
BH 16.5
AH 25.25

COM CR (YDS.) 10
COM UR (YDS.) 13.5
COL (SQ. FT.) 180
WEIGHT (LBS.) 72
CUBIC FEET 55

mod freestanding

TUFTED WITH WOOD OUTER ARMS



PRODUCT SPECIFICATIONS

MOD IS AN EXPANSIVE FREESTANDING AND MODULAR LOUNGE COLLECTION CHARACTERIZED BY STRONG ARCHITECTURAL SIMPLICITY, TAILORED FORM-FITTING UPHOLSTERY, AND A MULTITUDE OF CLEANLY CONSTRUCTED COMPONENTS. A GENEROUS SCALE AND STYLISH INTERACTION CELEBRATE CONTEMPORARY AESTHETICS AND FUNCTION. CRISP BISCUIT-TUFTED OR PLAIN TIGHT SEAT AND BACK CUSHIONS EASILY ADAPT TO A VARIETY OF ENVIRONMENTS. A THOUGHTFULLY DESIGNED WOOD PANEL OUTER ARM, FOR FREESTANDING LOUNGE MODELS, ADDS POLISHED SOPHISTICATION AND FINESSE. AVAILABLE WITH WOOD OR SATIN NICKEL METAL LEGS.

MOD'S SUPERIOR CONSTRUCTION INCLUDES SOLID HARDWOOD AND CNC CUT FURNITURE GRADE PLYWOOD FRAMES. JOINTS ARE CORNER BLOCKED, GLUED, AND FASTENED FOR DURABILITY. TEXTILES ARE HAND-TAILORED OVER 100% POLYURETHANE FOAM THAT MEETS CAL 117 STANDARDS.

DESIGNED BY IDI.

FINISHES

- 10 NATURAL
- 11 MONTICELLO
- 12 HUNTINGTON
- 13 WILD CHERRY
- 14 VERSAILLES
- 16 CAFELLE
- 53 LIGHT MAPLE
- 31 CINNAMON CHERRY
- 24 IMPERIAL CHERRY
- 15 EMPIRE MAHOGANY
- 46 ROYAL MAHOGANY
- 69 BOURBON MAHOGANY
- 64 APPALACHIAN MAHOGANY
- 42 LIGHT WALNUT
- 38 HERITAGE WALNUT
- 20 TRADITIONAL WALNUT
- 57 EBONY WALNUT
- 72 BLACK (LOW SHEEN)

MODEL

DESCRIPTION

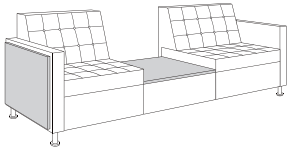
FABRIC LIST PRICE

COM CUE 2 3 4 5 6 7 8

MOD54TMOWA CHAIR/TABLE/CHAIR (METAL LEGS) 3,050 3,250 3,450 3,650 3,850 4,050 4,250 4,650 5,050

MOD54TWOWA CHAIR/TABLE/CHAIR (WOOD LEGS) 2,925 3,125 3,325 3,525 3,725 3,925 4,125 4,525 4,925

TUFTED SEAT/BACK WITH WOOD OUTER ARM AND TABLE IN MIDDLE WHEN SEATED

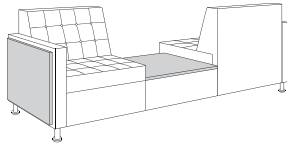


VENEER OUTER ARM STANDARD. LAMINATE AVAILABLE.
SEE SURFACE MATERIALS PAGE FOR STANDARD LAMINATE OPTIONS.
VENEER TABLE TOPS STANDARD. LAMINATE AVAILABLE.
SEE SURFACE MATERIALS PAGE FOR STANDARD LAMINATE OPTIONS.

MOD204TMOWA CHAIR/TABLE/CHAIR (METAL LEGS) 3,050 3,250 3,450 3,650 3,850 4,050 4,250 4,650 5,050

MOD204TWOWA CHAIR/TABLE/CHAIR (WOOD LEGS) 2,925 3,125 3,325 3,525 3,725 3,925 4,125 4,525 4,925

TUFTED SEAT/BACK WITH WOOD OUTER ARM AND TABLE IN MIDDLE WHEN SEATED
LEFT SIDE BACK FACING FORWARD, RIGHT SIDE BACK FACING BACKWARD

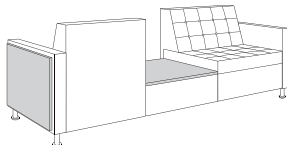


VENEER OUTER ARM STANDARD. LAMINATE AVAILABLE.
SEE SURFACE MATERIALS PAGE FOR STANDARD LAMINATE OPTIONS.
VENEER TABLE TOPS STANDARD. LAMINATE AVAILABLE.
SEE SURFACE MATERIALS PAGE FOR STANDARD LAMINATE OPTIONS.

MOD214TMOWA CHAIR/TABLE/CHAIR (METAL LEGS) 3,050 3,250 3,450 3,650 3,850 4,050 4,250 4,650 5,050

MOD214TWOWA CHAIR/TABLE/CHAIR (WOOD LEGS) 2,925 3,125 3,325 3,525 3,725 3,925 4,125 4,525 4,925

TUFTED SEAT/BACK WITH WOOD OUTER ARM AND TABLE IN MIDDLE WHEN SEATED
RIGHT SIDE BACK FACING FORWARD, LEFT SIDE BACK FACING BACKWARD

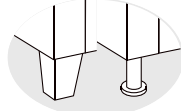


VENEER OUTER ARM STANDARD. LAMINATE AVAILABLE.
SEE SURFACE MATERIALS PAGE FOR STANDARD LAMINATE OPTIONS.
VENEER TABLE TOPS STANDARD. LAMINATE AVAILABLE.
SEE SURFACE MATERIALS PAGE FOR STANDARD LAMINATE OPTIONS.

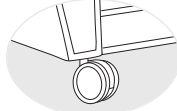
METAL PAINT COLORS

- S** STANDARD ALUMINUM
- PC1** MILK GLOSS
- PC2** CHARCOAL GLOSS
- PC3** OATMEAL GLOSS
- PC4** SILVER
- PC5** CHROME
- PC6** RAVEN

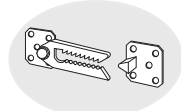
ADDITIONAL PRODUCT ORDERING OPTIONS



**WOOD OR
METAL LEGS**
(STANDARD)



**4AC
CASTERS**
FOUR ALUMINUM HOODED
CASTERS, TWO REAR CASTERS
ARE LOCKING. (NO UPCHARGE,
USE METAL LEG PRICING)



**LC
GANGING CONNECTOR**
PLEASE ORDER FURNITURE FROM LEFT
TO RIGHT ACCORDING TO YOUR LAYOUT
AND TAG COMPONENTS A-Z. ADD LC TO ITEMS
THAT GANG. ONLY ADD LC WHEN ITEMS
CONNECT. DO NOT ADD TO END RUN.
(ADD \$75 LIST)



LEATHER LIST PRICE

COL	C1	C2	C3	C4	C5	C6
	BASIC	FUNDAMENTAL	HAMPTON	VOLO	ANDES	VELLUTO PELLE

3,450 5,575 5,925 6,355 QUOTED UPON REQUEST

3,325 5,450 5,800 6,230 QUOTED UPON REQUEST

3,450 5,575 5,925 6,355 QUOTED UPON REQUEST

3,325 5,450 5,800 6,230 QUOTED UPON REQUEST

3,450 5,575 5,925 6,355 QUOTED UPON REQUEST

3,325 5,450 5,800 6,230 QUOTED UPON REQUEST

TO ORDER, SPECIFY:

1. MODEL NUMBER
2. LEG/TABLE FINISH
3. FABRIC

DIMENSIONS

FIGURES

YARDAGE REQUIREMENTS SHOWN
ARE BASED ON NON-DIRECTIONAL
54" TEXTILES. REFER TO PAGE 3
FOR HELP WITH TEXTILES WITH
REPEATS OR SEND AN EMAIL TO:
COM_HELP@EKOCONTRACT.COM

W	90
D	31.5
H	34
SW	28
SD	20.5
SH	17.5
BH	16.5
AH	25.25

DUE TO DESIGN AND SIZE OF
PRODUCT, UP ROLL TEXTILES
REQUIRE A LARGER THAN NORMAL
PERCENTAGE TO PRODUCE.
COM REQUIREMENTS HAVE BEEN
BROKEN DOWN BY CROSS ROLL (CR)
AND UP ROLL (UR) BELOW.

COM CR (YDS.) 10
COM UR (YDS.) 13.5
COL (SQ. FT.) 180
WEIGHT (LBS.) 72
CUBIC FEET 55

W	90
D	31.5
H	34
SW	28
SD	20.5
SH	17.5
BH	16.5
AH	25.25

COM CR (YDS.) 10
COM UR (YDS.) 13.5
COL (SQ. FT.) 180
WEIGHT (LBS.) 72
CUBIC FEET 55

W	90
D	31.5
H	34
SW	28
SD	20.5
SH	17.5
BH	16.5
AH	25.25

COM CR (YDS.) 10
COM UR (YDS.) 13.5
COL (SQ. FT.) 180
WEIGHT (LBS.) 72
CUBIC FEET 55

mod freestanding

PLAIN ARMLESS



PRODUCT SPECIFICATIONS

MOD IS AN EXPANSIVE FREESTANDING AND MODULAR LOUNGE COLLECTION CHARACTERIZED BY STRONG ARCHITECTURAL SIMPLICITY, TAILORED FORM-FITTING UPHOLSTERY, AND A MULTITUDE OF CLEANLY CONSTRUCTED COMPONENTS. A GENEROUS SCALE AND STYLISH INTERACTION CELEBRATE CONTEMPORARY AESTHETICS AND FUNCTION. CRISP BISCUIT-TUFTED OR PLAIN TIGHT SEAT AND BACK CUSHIONS EASILY ADAPT TO A VARIETY OF ENVIRONMENTS. A THOUGHTFULLY DESIGNED WOOD PANEL OUTER ARM, FOR FREESTANDING LOUNGE MODELS, ADDS POLISHED SOPHISTICATION AND FINESSE. AVAILABLE WITH WOOD OR SATIN NICKEL METAL LEGS.

MOD'S SUPERIOR CONSTRUCTION INCLUDES SOLID HARDWOOD AND CNC CUT FURNITURE GRADE PLYWOOD FRAMES. JOINTS ARE CORNER BLOCKED, GLUED, AND FASTENED FOR DURABILITY. TEXTILES ARE HAND-TAILORED OVER 100% POLYURETHANE FOAM THAT MEETS CAL 117 STANDARDS.

DESIGNED BY IDI.

FINISHES

- 10 NATURAL
- 11 MONTICELLO
- 12 HUNTINGTON
- 13 WILD CHERRY
- 14 VERSAILLES
- 16 CAFELLE
- 53 LIGHT MAPLE
- 31 CINNAMON CHERRY
- 24 IMPERIAL CHERRY
- 15 EMPIRE MAHOGANY
- 46 ROYAL MAHOGANY
- 69 BOURBON MAHOGANY
- 64 APPALACHIAN MAHOGANY
- 42 LIGHT WALNUT
- 38 HERITAGE WALNUT
- 20 TRADITIONAL WALNUT
- 57 EBONY WALNUT
- 72 BLACK (LOW SHEEN)

MODEL

DESCRIPTION

FABRIC LIST PRICE

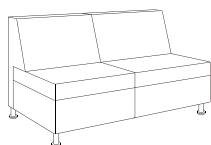
		COM	CUE	2	3	4	5	6	7	8
MOD21SM	ARMLESS CLUB (METAL LEGS)	1,045	1,125	1,210	1,300	1,380	1,465	1,550	1,725	1,900
MOD21SW	ARMLESS CLUB (WOOD LEGS)	920	1,000	1,085	1,175	1,255	1,340	1,425	1,600	1,775

PLAIN SEAT/BACK



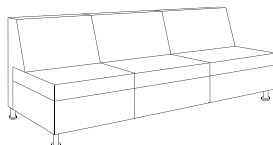
MOD22SM	ARMLESS LOVESEAT (METAL LEGS)	1,675	1,825	1,950	2,100	2,250	2,375	2,525	2,825	3,100
MOD22SW	ARMLESS LOVESEAT (WOOD LEGS)	1,550	1,685	1,825	1,975	2,125	2,250	2,400	2,700	2,975

PLAIN SEAT/BACK

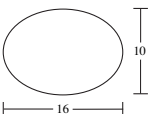


MOD23SM	ARMLESS SOFA (METAL LEGS)	2,125	2,325	2,525	2,725	2,925	3,125	3,325	3,750	4,175
MOD23SW	ARMLESS SOFA (WOOD LEGS)	2,050	2,225	2,400	2,600	2,800	3,000	3,200	3,625	4,050

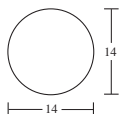
PLAIN SEAT/BACK



TABLET OPTIONS



MAPLE VENEER OVAL TABLET POLE
150 LB. WEIGHT RATING (ADD \$435 LIST)
RIGHT HANDED POSITION **OPWR**
LEFT HANDED POSITION **OPWL**



MAPLE VENEER CIRCLE TABLET POLE
150 LB. WEIGHT RATING (ADD \$435 LIST)
RIGHT HANDED POSITION **RPWR**
LEFT HANDED POSITION **RPWL**



BLACK LAMINATE OVAL TABLET POLE
150 LB. WEIGHT RATING (ADD \$380 LIST)
RIGHT HANDED POSITION **OPLR**
LEFT HANDED POSITION **OPLL**

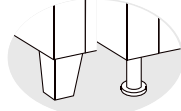


BLACK LAMINATE CIRCLE TABLET POLE
150 LB. WEIGHT RATING (ADD \$380 LIST)
RIGHT HANDED POSITION **RPLR**
LEFT HANDED POSITION **RPLL**

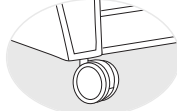
METAL PAINT COLORS

- S** STANDARD ALUMINUM
- PC1** MILK GLOSS
- PC2** CHARCOAL GLOSS
- PC3** OATMEAL GLOSS
- PC4** SILVER
- PC5** CHROME
- PC6** RAVEN

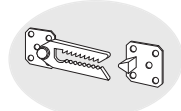
ADDITIONAL PRODUCT ORDERING OPTIONS



WOOD OR METAL LEGS
(STANDARD)



4AC CASTERS
FOUR ALUMINUM HOODED CASTERS, TWO REAR CASTERS ARE LOCKING. (NO UPCHARGE, USE METAL LEG PRICING)



LC GANGING CONNECTOR
PLEASE ORDER FURNITURE FROM LEFT TO RIGHT ACCORDING TO YOUR LAYOUT AND TAG COMMENTS A-Z. ADD LC TO ITEMS THAT GANG. ONLY ADD LC WHEN ITEMS CONNECT. DO NOT ADD TO END RUN. (ADD \$75 LIST)



TO ORDER, SPECIFY:

1. MODEL NUMBER
2. LEG FINISH
3. TABLET OPTION
4. FABRIC

LEATHER LIST PRICE

COL	C1	C2	C3	C4	C5	C6
	BASIC	FUNDAMENTAL	HAMPTON	VOLO	ANDES	VELLUTO PELLE

1,210 2,050 2,200 2,425 QUOTED UPON REQUEST

1,085 1,925 2,075 2,300 QUOTED UPON REQUEST

1,950 3,350 3,625 4,025 QUOTED UPON REQUEST

1,025 3,225 3,500 3,900 QUOTED UPON REQUEST

2,525 4,525 4,875 5,425 QUOTED UPON REQUEST

2,400 4,400 4,750 5,300 QUOTED UPON REQUEST

DIMENSIONS

FIGURES

YARDAGE REQUIREMENTS SHOWN ARE BASED ON NON-DIRECTIONAL 54" TEXTILES. REFER TO PAGE 3 FOR HELP WITH TEXTILES WITH REPEATS OR SEND AN EMAIL TO: COM_HELP@EKOCONTRACT.COM

W 28
D 31.5
H 34
SW 28
SD 20.5
SH 17.5
BH 16.5

DUE TO DESIGN AND SIZE OF PRODUCT, UP ROLL TEXTILES REQUIRE A LARGER THAN NORMAL PERCENTAGE TO PRODUCE. COM REQUIREMENTS HAVE BEEN BROKEN DOWN BY CROSS ROLL (CR) AND UP ROLL (UR) BELOW.
COM CR (YDS.) 4.25
COM UR (YDS.) 5.75
COL (SQ. FT.) 80
WEIGHT (LBS.) 40
CUBIC FEET 18

W 54.5
D 31.5
H 34
SW 54.5
SD 20.5
SH 17.5
BH 16.5

COM CR (YDS.) 7.25
COM UR (YDS.) 10.25
COL (SQ. FT.) 140
WEIGHT (LBS.) 50
CUBIC FEET 34

W 82
D 31.5
H 34
SW 82
SD 20.5
SH 17.5
BH 16.5

COM CR (YDS.) 10.25
COM UR (YDS.) 14.75
COL (SQ. FT.) 200
WEIGHT (LBS.) 60
CUBIC FEET 51

CUP HOLDER OPTIONS



WHITE CUP HOLDER
RIGHT HANDED POSITION **CRW** (ADD \$160 LIST)
LEFT HANDED POSITION **CLW** (ADD \$160 LIST)



BLACK CUP HOLDER
RIGHT HANDED POSITION **CRB** (ADD \$160 LIST)
LEFT HANDED POSITION **CLB** (ADD \$160 LIST)



TABLET CUP HOLDER
ATTACHES UNDER TABLET **TCH** (ADD \$65 LIST)

mod freestanding

PLAIN ARMLESS



PRODUCT SPECIFICATIONS

MOD IS AN EXPANSIVE FREESTANDING AND MODULAR LOUNGE COLLECTION CHARACTERIZED BY STRONG ARCHITECTURAL SIMPLICITY, TAILORED FORM-FITTING UPHOLSTERY, AND A MULTITUDE OF CLEANLY CONSTRUCTED COMPONENTS. A GENEROUS SCALE AND STYLISH INTERACTION CELEBRATE CONTEMPORARY AESTHETICS AND FUNCTION. CRISP BISCUIT-TUFTED OR PLAIN TIGHT SEAT AND BACK CUSHIONS EASILY ADAPT TO A VARIETY OF ENVIRONMENTS. A THOUGHTFULLY DESIGNED WOOD PANEL OUTER ARM, FOR FREESTANDING LOUNGE MODELS, ADDS POLISHED SOPHISTICATION AND FINESSE. AVAILABLE WITH WOOD OR SATIN NICKEL METAL LEGS.

MOD'S SUPERIOR CONSTRUCTION INCLUDES SOLID HARDWOOD AND CNC CUT FURNITURE GRADE PLYWOOD FRAMES. JOINTS ARE CORNER BLOCKED, GLUED, AND FASTENED FOR DURABILITY. TEXTILES ARE HAND-TAILORED OVER 100% POLYURETHANE FOAM THAT MEETS CAL 117 STANDARDS.

DESIGNED BY IDI.

FINISHES

- 10** NATURAL
- 11** MONTICELLO
- 12** HUNTINGTON
- 13** WILD CHERRY
- 14** VERSAILLES
- 16** CAFELLE
- 53** LIGHT MAPLE
- 31** CINNAMON CHERRY
- 24** IMPERIAL CHERRY
- 15** EMPIRE MAHOGANY
- 46** ROYAL MAHOGANY
- 69** BOURBON MAHOGANY
- 64** APPALACHIAN MAHOGANY
- 42** LIGHT WALNUT
- 38** HERITAGE WALNUT
- 20** TRADITIONAL WALNUT
- 57** EBONY WALNUT
- 72** BLACK (LOW SHEEN)

MODEL DESCRIPTION

FABRIC LIST PRICE

		COM	CUE	2	3	4	5	6	7	8
MOD32SM	ARMLESS CLUB/TABLE (METAL LEGS)	1,650	1,735	1,825	1,925	2,025	2,125	2,225	2,375	2,550
MOD32SW	ARMLESS CLUB/TABLE (WOOD LEGS)	1,525	1,610	1,700	1,800	1,900	2,000	2,100	2,250	2,425

PLAIN SEAT/BACK WITH TABLE TO RIGHT WHEN SEATED

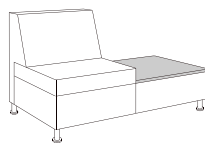
VENEER TABLE TOPS STANDARD. LAMINATE AVAILABLE.
SEE SURFACE MATERIALS PAGE FOR STANDARD LAMINATE OPTIONS.



MOD42SM	ARMLESS LOVESEAT/TABLE (METAL LEGS)	1,650	1,735	1,825	1,925	2,025	2,125	2,225	2,375	2,550
MOD42SW	ARMLESS LOVESEAT/TABLE (WOOD LEGS)	1,525	1,610	1,700	1,800	1,900	2,000	2,100	2,250	2,425

PLAIN SEAT/BACK WITH TABLE TO LEFT WHEN SEATED

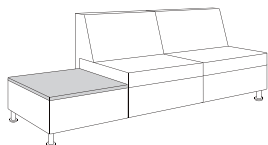
VENEER TABLE TOPS STANDARD. LAMINATE AVAILABLE.
SEE SURFACE MATERIALS PAGE FOR STANDARD LAMINATE OPTIONS.



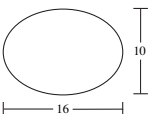
MOD33SM	ARMLESS SOFA/TABLE (METAL LEGS)	2,115	2,265	2,425	2,600	2,750	2,900	3,075	3,375	3,700
MOD33SW	ARMLESS SOFA/TABLE (WOOD LEGS)	1,990	2,140	2,300	2,475	2,625	2,775	2,950	3,250	3,575

PLAIN SEAT/BACK WITH TABLE TO RIGHT WHEN SEATED

VENEER TABLE TOPS STANDARD. LAMINATE AVAILABLE.
SEE SURFACE MATERIALS PAGE FOR STANDARD LAMINATE OPTIONS.



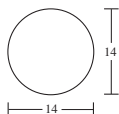
TABLET OPTIONS



MAPLE VENEER OVAL TABLET POLE
150 LB. WEIGHT RATING (ADD \$435 LIST)
RIGHT HANDED POSITION **OPWR**
LEFT HANDED POSITION **OPWL**



BLACK LAMINATE OVAL TABLET POLE
150 LB. WEIGHT RATING (ADD \$380 LIST)
RIGHT HANDED POSITION **OPLR**
LEFT HANDED POSITION **OPLL**



MAPLE VENEER CIRCLE TABLET POLE
150 LB. WEIGHT RATING (ADD \$435 LIST)
RIGHT HANDED POSITION **RPWR**
LEFT HANDED POSITION **RPWL**

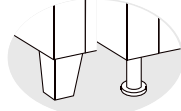


BLACK LAMINATE CIRCLE TABLET POLE
150 LB. WEIGHT RATING (ADD \$380 LIST)
RIGHT HANDED POSITION **RPLR**
LEFT HANDED POSITION **RPLL**

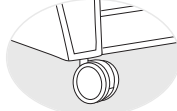
METAL PAINT COLORS

- S** STANDARD ALUMINUM
- PC1** MILK GLOSS
- PC2** CHARCOAL GLOSS
- PC3** OATMEAL GLOSS
- PC4** SILVER
- PC5** CHROME
- PC6** RAVEN

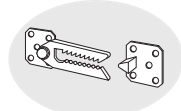
ADDITIONAL PRODUCT ORDERING OPTIONS



WOOD OR METAL LEGS
(STANDARD)



4AC CASTERS
FOUR ALUMINUM HOODED CASTERS, TWO REAR CASTERS ARE LOCKING. (NO UPCHARGE, USE METAL LEG PRICING)



LC GANGING CONNECTOR
PLEASE ORDER FURNITURE FROM LEFT TO RIGHT ACCORDING TO YOUR LAYOUT AND TAG COMMENTS A-Z. ADD LC TO ITEMS THAT GANG. ONLY ADD LC WHEN ITEMS CONNECT. DO NOT ADD TO END RUN. (ADD \$75 LIST)



TO ORDER, SPECIFY:

1. MODEL NUMBER
2. LEG/TABLE FINISH
3. TABLET OPTION
4. FABRIC

LEATHER LIST PRICE

COL	C1	C2	C3	C4	C5	C6
	BASIC	FUNDAMENTAL	HAMPTON	VOLO	ANDES	VELLUTO PELLE

1,825 2,700 2,875 3,125 QUOTED UPON REQUEST

1,700 2,575 2,750 3,000 QUOTED UPON REQUEST

1,825 2,700 2,875 3,125 QUOTED UPON REQUEST

1,700 2,575 2,750 3,000 QUOTED UPON REQUEST

2,425 3,975 4,275 4,700 QUOTED UPON REQUEST

2,300 3,850 4,150 4,575 QUOTED UPON REQUEST

DIMENSIONS

FIGURES

YARDAGE REQUIREMENTS SHOWN ARE BASED ON NON-DIRECTIONAL 54" TEXTILES. REFER TO PAGE 3 FOR HELP WITH TEXTILES WITH REPEATS OR SEND AN EMAIL TO: COM_HELP@EKOCONTRACT.COM

W 54.5
D 31.5
H 34
SW 28
SD 20.5
SH 17.5
BH 16.5

DUE TO DESIGN AND SIZE OF PRODUCT, UP ROLL TEXTILES REQUIRE A LARGER THAN NORMAL PERCENTAGE TO PRODUCE. COM REQUIREMENTS HAVE BEEN BROKEN DOWN BY CROSS ROLL (CR) AND UP ROLL (UR) BELOW.
COM CR (YDS.) 4.5
COM UR (YDS.) 6.5
COL (SQ. FT.) 90
WEIGHT (LBS.) 34
CUBIC FEET 40

W 54.5
D 31.5
H 34
SW 28
SD 20.5
SH 17.5
BH 16.5

COM CR (YDS.) 4.5
COM UR (YDS.) 6.5
COL (SQ. FT.) 90
WEIGHT (LBS.) 34
CUBIC FEET 40

W 82
D 31.5
H 34
SW 54.5
SD 20.5
SH 17.5
BH 16.5

COM CR (YDS.) 8
COM UR (YDS.) 11
COL (SQ. FT.) 155
WEIGHT (LBS.) 60
CUBIC FEET 51

CUP HOLDER OPTIONS



WHITE CUP HOLDER
RIGHT HANDED POSITION **CRW** (ADD \$160 LIST)
LEFT HANDED POSITION **CLW** (ADD \$160 LIST)



BLACK CUP HOLDER
RIGHT HANDED POSITION **CRB** (ADD \$160 LIST)
LEFT HANDED POSITION **CLB** (ADD \$160 LIST)



TABLET CUP HOLDER
ATTACHES UNDER TABLET **TCH** (ADD \$65 LIST)

mod freestanding

PLAIN ARMLESS



PRODUCT SPECIFICATIONS

MOD IS AN EXPANSIVE FREESTANDING AND MODULAR LOUNGE COLLECTION CHARACTERIZED BY STRONG ARCHITECTURAL SIMPLICITY, TAILORED FORM-FITTING UPHOLSTERY, AND A MULTITUDE OF CLEANLY CONSTRUCTED COMPONENTS. A GENEROUS SCALE AND STYLISH INTERACTION CELEBRATE CONTEMPORARY AESTHETICS AND FUNCTION. CRISP BISCUIT-TUFTED OR PLAIN TIGHT SEAT AND BACK CUSHIONS EASILY ADAPT TO A VARIETY OF ENVIRONMENTS. A THOUGHTFULLY DESIGNED WOOD PANEL OUTER ARM, FOR FREESTANDING LOUNGE MODELS, ADDS POLISHED SOPHISTICATION AND FINESSE. AVAILABLE WITH WOOD OR SATIN NICKEL METAL LEGS.

MOD'S SUPERIOR CONSTRUCTION INCLUDES SOLID HARDWOOD AND CNC CUT FURNITURE GRADE PLYWOOD FRAMES. JOINTS ARE CORNER BLOCKED, GLUED, AND FASTENED FOR DURABILITY. TEXTILES ARE HAND-TAILORED OVER 100% POLYURETHANE FOAM THAT MEETS CAL 117 STANDARDS.

DESIGNED BY IDI.

FINISHES

- 10** NATURAL
- 11** MONTICELLO
- 12** HUNTINGTON
- 13** WILD CHERRY
- 14** VERSAILLES
- 16** CAFELLE
- 53** LIGHT MAPLE
- 31** CINNAMON CHERRY
- 24** IMPERIAL CHERRY
- 15** EMPIRE MAHOGANY
- 46** ROYAL MAHOGANY
- 69** BOURBON MAHOGANY
- 64** APPALACHIAN MAHOGANY
- 42** LIGHT WALNUT
- 38** HERITAGE WALNUT
- 20** TRADITIONAL WALNUT
- 57** EBONY WALNUT
- 72** BLACK (LOW SHEEN)

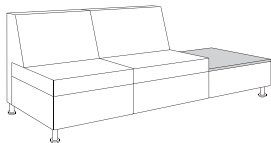
MODEL DESCRIPTION

FABRIC LIST PRICE

		COM	CUE	2	3	4	5	6	7	8
MOD43SM	ARMLESS LOVESEAT/TABLE (METAL LEGS)	2,115	2,265	2,425	2,600	2,750	2,900	3,075	3,375	3,700
MOD43SW	ARMLESS LOVESEAT/TABLE (WOOD LEGS)	1,990	2,140	2,300	2,475	2,625	2,775	2,950	3,250	3,575

PLAIN SEAT/BACK WITH TABLE TO LEFT WHEN SEATED

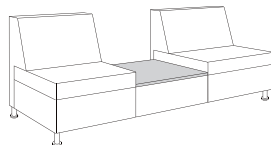
VENEER TABLE TOPS STANDARD. LAMINATE AVAILABLE.
SEE SURFACE MATERIALS PAGE FOR STANDARD LAMINATE OPTIONS.



MOD63SM	ARMLESS/TABLE/ARMLESS (METAL LEGS)	2,115	2,265	2,425	2,600	2,750	2,900	3,075	3,375	3,700
MOD63SW	ARMLESS/TABLE/ARMLESS (WOOD LEGS)	1,990	2,140	2,300	2,475	2,625	2,775	2,950	3,250	3,575

PLAIN SEAT/BACK WITH TABLE IN MIDDLE WHEN SEATED

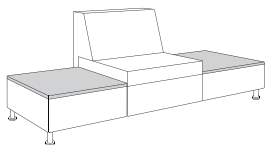
VENEER TABLE TOPS STANDARD. LAMINATE AVAILABLE.
SEE SURFACE MATERIALS PAGE FOR STANDARD LAMINATE OPTIONS.



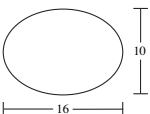
MOD63SM	TABLE/ARMLESS/TABLE (METAL LEGS)	2,075	2,175	2,275	2,375	2,475	2,575	2,675	2,875	3,075
MOD63SW	TABLE/ARMLESS/TABLE (WOOD LEGS)	1,950	2,050	2,150	2,250	2,350	2,450	2,550	2,750	2,950

PLAIN SEAT/BACK WITH TABLE ON ENDS WHEN SEATED

VENEER TABLE TOPS STANDARD. LAMINATE AVAILABLE.
SEE SURFACE MATERIALS PAGE FOR STANDARD LAMINATE OPTIONS.



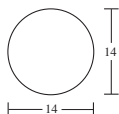
TABLET OPTIONS



MAPLE VENEER OVAL TABLET POLE
150 LB. WEIGHT RATING (ADD \$435 LIST)
RIGHT HANDED POSITION **RPWR**
LEFT HANDED POSITION **QPWL**



BLACK LAMINATE OVAL TABLET POLE
150 LB. WEIGHT RATING (ADD \$380 LIST)
RIGHT HANDED POSITION **OPLR**
LEFT HANDED POSITION **OPLL**



MAPLE VENEER CIRCLE TABLET POLE
150 LB. WEIGHT RATING (ADD \$435 LIST)
RIGHT HANDED POSITION **RPWR**
LEFT HANDED POSITION **RPWL**

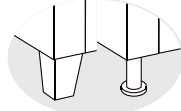


BLACK LAMINATE CIRCLE TABLET POLE
150 LB. WEIGHT RATING (ADD \$380 LIST)
RIGHT HANDED POSITION **RPLR**
LEFT HANDED POSITION **RPLL**

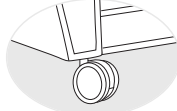
METAL PAINT COLORS

- S** STANDARD ALUMINUM
- PC1** MILK GLOSS
- PC2** CHARCOAL GLOSS
- PC3** OATMEAL GLOSS
- PC4** SILVER
- PC5** CHROME
- PC6** RAVEN

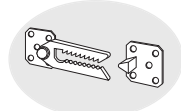
ADDITIONAL PRODUCT ORDERING OPTIONS



WOOD OR METAL LEGS
(STANDARD)



4AC CASTERS
FOUR ALUMINUM HOODED CASTERS, TWO REAR CASTERS ARE LOCKING. (NO UPCHARGE, USE METAL LEG PRICING)



LC GANGING CONNECTOR
PLEASE ORDER FURNITURE FROM LEFT TO RIGHT ACCORDING TO YOUR LAYOUT AND TAG COMPONENTS A-Z. ADD LC TO ITEMS THAT GANG. ONLY ADD LC WHEN ITEMS CONNECT. DO NOT ADD TO END RUN. (ADD \$75 LIST)



TO ORDER, SPECIFY:

1. MODEL NUMBER
2. LEG/TABLE FINISH
3. TABLET OPTION
4. FABRIC

LEATHER LIST PRICE

COL	C1	C2	C3	C4	C5	C6
	BASIC	FUNDAMENTAL	HAMPTON	VOLO	ANDES	VELLUTO PELLE

2,425 3,975 4,275 4,700 QUOTED UPON REQUEST

2,300 3,850 4,150 4,575 QUOTED UPON REQUEST

2,425 3,975 4,275 4,700 QUOTED UPON REQUEST

2,300 3,850 4,150 4,575 QUOTED UPON REQUEST

2,275 3,250 3,425 3,700 QUOTED UPON REQUEST

2,150 3,125 3,300 3,575 QUOTED UPON REQUEST

DIMENSIONS

FIGURES

YARDAGE REQUIREMENTS SHOWN ARE BASED ON NON-DIRECTIONAL 54" TEXTILES. REFER TO PAGE 3 FOR HELP WITH TEXTILES WITH REPEATS OR SEND AN EMAIL TO: COM_HELP@EKOCONTRACT.COM

W 82
D 31.5
H 34
SW 54.5
SD 20.5
SH 17.5
BH 16.5

DUE TO DESIGN AND SIZE OF PRODUCT, UP ROLL TEXTILES REQUIRE A LARGER THAN NORMAL PERCENTAGE TO PRODUCE. COM REQUIREMENTS HAVE BEEN BROKEN DOWN BY CROSS ROLL (CR) AND UP ROLL (UR) BELOW.

COM CR (YDS.) 8
COM UR (YDS.) 11
COL (SQ. FT.) 145
WEIGHT (LBS.) 60
CUBIC FEET 51

W 82
D 31.5
H 34
SW 28 (EACH)
SD 20.5
SH 17.5
BH 16.5

COM CR (YDS.) 8
COM UR (YDS.) 11
COL (SQ. FT.) 145
WEIGHT (LBS.) 60
CUBIC FEET 51

W 82
D 31.5
H 34
SW 28
SD 20.5
SH 17.5
BH 16.5

COM CR (YDS.) 5
COM UR (YDS.) 7.25
COL (SQ. FT.) 100
WEIGHT (LBS.) 50
CUBIC FEET 51

CUP HOLDER OPTIONS



WHITE CUP HOLDER
RIGHT HANDED POSITION **CRW** (ADD \$160 LIST)
LEFT HANDED POSITION **CLW** (ADD \$160 LIST)



BLACK CUP HOLDER
RIGHT HANDED POSITION **CRB** (ADD \$160 LIST)
LEFT HANDED POSITION **CLB** (ADD \$160 LIST)



TABLET CUP HOLDER
ATTACHES UNDER TABLET **TCH** (ADD \$65 LIST)

mod freestanding

PLAIN ARMLESS



PRODUCT SPECIFICATIONS

MOD IS AN EXPANSIVE FREESTANDING AND MODULAR LOUNGE COLLECTION CHARACTERIZED BY STRONG ARCHITECTURAL SIMPLICITY, TAILORED FORM-FITTING UPHOLSTERY, AND A MULTITUDE OF CLEANLY CONSTRUCTED COMPONENTS. A GENEROUS SCALE AND STYLISH INTERACTION CELEBRATE CONTEMPORARY AESTHETICS AND FUNCTION. CRISP BISCUIT-TUFTED OR PLAIN TIGHT SEAT AND BACK CUSHIONS EASILY ADAPT TO A VARIETY OF ENVIRONMENTS. A THOUGHTFULLY DESIGNED WOOD PANEL OUTER ARM, FOR FREESTANDING LOUNGE MODELS, ADDS POLISHED SOPHISTICATION AND FINESSE. AVAILABLE WITH WOOD OR SATIN NICKEL METAL LEGS.

MOD'S SUPERIOR CONSTRUCTION INCLUDES SOLID HARDWOOD AND CNC CUT FURNITURE GRADE PLYWOOD FRAMES. JOINTS ARE CORNER BLOCKED, GLUED, AND FASTENED FOR DURABILITY. TEXTILES ARE HAND-TAILORED OVER 100% POLYURETHANE FOAM THAT MEETS CAL 117 STANDARDS.

DESIGNED BY IDI.

FINISHES

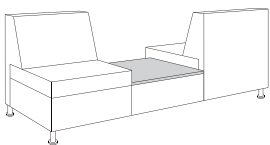
- 10** NATURAL
- 11** MONTICELLO
- 12** HUNTINGTON
- 13** WILD CHERRY
- 14** VERSAILLES
- 16** CAFELLE
- 53** LIGHT MAPLE
- 31** CINNAMON CHERRY
- 24** IMPERIAL CHERRY
- 15** EMPIRE MAHOGANY
- 46** ROYAL MAHOGANY
- 69** BOURBON MAHOGANY
- 64** APPALACHIAN MAHOGANY
- 42** LIGHT WALNUT
- 38** HERITAGE WALNUT
- 20** TRADITIONAL WALNUT
- 57** EBONY WALNUT
- 72** BLACK (LOW SHEEN)

MODEL DESCRIPTION

FABRIC LIST PRICE

		COM	CUE	2	3	4	5	6	7	8
MOD203SM	ARMLESS LOVESEAT/TABLE (METAL LEGS)	2,115	2,265	2,425	2,600	2,750	2,900	3,075	3,375	3,700
MOD203SW	ARMLESS LOVESEAT/TABLE (WOOD LEGS)	1,990	2,140	2,300	2,475	2,625	2,775	2,950	3,250	3,575

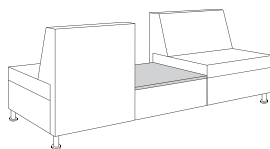
PLAIN SEAT/BACK WITH TABLE IN MIDDLE WHEN SEATED
LEFT SIDE BACK FACING FORWARD, RIGHT SIDE BACK FACING BACKWARD



VENEER TABLE TOPS STANDARD. LAMINATE AVAILABLE.
SEE SURFACE MATERIALS PAGE FOR STANDARD LAMINATE OPTIONS.

MOD213SM	ARMLESS/TABLE/ARMLESS (METAL LEGS)	2,115	2,265	2,425	2,600	2,750	2,900	3,075	3,375	3,700
MOD213SW	ARMLESS/TABLE/ARMLESS (WOOD LEGS)	1,990	2,140	2,300	2,475	2,625	2,775	2,950	3,250	3,575

PLAIN SEAT/BACK WITH TABLE IN MIDDLE WHEN SEATED
RIGHT SIDE BACK FACING FORWARD, LEFT SIDE BACK FACING BACKWARD



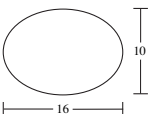
VENEER TABLE TOPS STANDARD. LAMINATE AVAILABLE.
SEE SURFACE MATERIALS PAGE FOR STANDARD LAMINATE OPTIONS.

MOD2190SM	ARMLESS CORNER UNIT (METAL LEGS)	1,225	1,350	1,475	1,575	1,675	1,775	1,875	2,125	2,325
MOD2190SW	ARMLESS CORNER UNIT (WOOD LEGS)	1,100	1,225	1,350	1,450	1,550	1,650	1,750	2,000	2,200

PLAIN SEAT/BACK



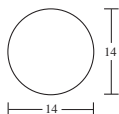
TABLET OPTIONS



MAPLE VENEER OVAL TABLET POLE
150 LB. WEIGHT RATING (ADD \$435 LIST)
RIGHT HANDED POSITION **OPWR**
LEFT HANDED POSITION **OPWL**



BLACK LAMINATE OVAL TABLET POLE
150 LB. WEIGHT RATING (ADD \$380 LIST)
RIGHT HANDED POSITION **OPLR**
LEFT HANDED POSITION **OPLL**



MAPLE VENEER CIRCLE TABLET POLE
150 LB. WEIGHT RATING (ADD \$435 LIST)
RIGHT HANDED POSITION **RPWR**
LEFT HANDED POSITION **RPWL**

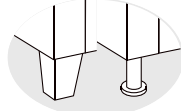


BLACK LAMINATE CIRCLE TABLET POLE
150 LB. WEIGHT RATING (ADD \$380 LIST)
RIGHT HANDED POSITION **RPLR**
LEFT HANDED POSITION **RPLL**

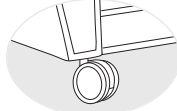
METAL PAINT COLORS

- S** STANDARD ALUMINUM
- PC1** MILK GLOSS
- PC2** CHARCOAL GLOSS
- PC3** OATMEAL GLOSS
- PC4** SILVER
- PC5** CHROME
- PC6** RAVEN

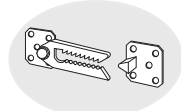
ADDITIONAL PRODUCT ORDERING OPTIONS



WOOD OR METAL LEGS
(STANDARD)



4AC CASTERS
FOUR ALUMINUM HOODED CASTERS, TWO REAR CASTERS ARE LOCKING. (NO UPCHARGE, USE METAL LEG PRICING)



LC GANGING CONNECTOR
PLEASE ORDER FURNITURE FROM LEFT TO RIGHT ACCORDING TO YOUR LAYOUT AND TAG COMMENTS A-Z. ADD LC TO ITEMS THAT GANG. ONLY ADD LC WHEN ITEMS CONNECT. DO NOT ADD TO END RUN. (ADD \$75 LIST)



TO ORDER, SPECIFY:

1. MODEL NUMBER
2. LEG/TABLE FINISH
3. TABLET OPTION
4. FABRIC

LEATHER LIST PRICE

COL	C1	C2	C3	C4	C5	C6
	BASIC	FUNDAMENTAL	HAMPTON	VOLO	ANDES	VELLUTO PELLE

2,425 3,975 4,275 4,700 QUOTED UPON REQUEST

2,300 3,850 4,150 4,575 QUOTED UPON REQUEST

2,425 3,975 4,275 4,700 QUOTED UPON REQUEST

2,300 3,850 4,150 4,575 QUOTED UPON REQUEST

1,475 2,525 2,625 3,025 QUOTED UPON REQUEST

1,350 2,400 2,550 2,900 QUOTED UPON REQUEST

DIMENSIONS

FIGURES

YARDAGE REQUIREMENTS SHOWN ARE BASED ON NON-DIRECTIONAL 54" TEXTILES. REFER TO PAGE 3 FOR HELP WITH TEXTILES WITH REPEATS OR SEND AN EMAIL TO: COM_HELP@EKOCONTRACT.COM

W	82
D	31.5
H	34
SW	28 (EACH)
SD	20.5
SH	17.5
BH	16.5

DUE TO DESIGN AND SIZE OF PRODUCT, UP ROLL TEXTILES REQUIRE A LARGER THAN NORMAL PERCENTAGE TO PRODUCE. COM REQUIREMENTS HAVE BEEN BROKEN DOWN BY CROSS ROLL (CR) AND UP ROLL (UR) BELOW.

COM CR (YDS.) 8
COM UR (YDS.) 11
COL (SQ. FT.) 145
WEIGHT (LBS.) 60
CUBIC FEET 51

W	82
D	31.5
H	34
SW	28 (EACH)
SD	20.5
SH	17.5
BH	16.5

COM CR (YDS.) 8
COM UR (YDS.) 11
COL (SQ. FT.) 145
WEIGHT (LBS.) 60
CUBIC FEET 51

W	31.5
D	31.5
H	34
SW	20
SD	20
SH	17.5
BH	16.5

COM CR (YDS.) 5.5
COM UR (YDS.) 7.5
COL (SQ. FT.) 110
WEIGHT (LBS.) 50
CUBIC FEET 20

CUP HOLDER OPTIONS



WHITE CUP HOLDER
RIGHT HANDED POSITION **CRW** (ADD \$160 LIST)
LEFT HANDED POSITION **CLW** (ADD \$160 LIST)



BLACK CUP HOLDER
RIGHT HANDED POSITION **CRB** (ADD \$160 LIST)
LEFT HANDED POSITION **CLB** (ADD \$160 LIST)



TABLET CUP HOLDER
ATTACHES UNDER TABLET **TCH** (ADD \$65 LIST)

mod freestanding

TUFTED ARMLESS



PRODUCT SPECIFICATIONS

MOD IS AN EXPANSIVE FREESTANDING AND MODULAR LOUNGE COLLECTION CHARACTERIZED BY STRONG ARCHITECTURAL SIMPLICITY, TAILORED FORM-FITTING UPHOLSTERY, AND A MULTITUDE OF CLEANLY CONSTRUCTED COMPONENTS. A GENEROUS SCALE AND STYLISH INTERACTION CELEBRATE CONTEMPORARY AESTHETICS AND FUNCTION. CRISP BISCUIT-TUFTED OR PLAIN TIGHT SEAT AND BACK CUSHIONS EASILY ADAPT TO A VARIETY OF ENVIRONMENTS. A THOUGHTFULLY DESIGNED WOOD PANEL OUTER ARM, FOR FREESTANDING LOUNGE MODELS, ADDS POLISHED SOPHISTICATION AND FINESSE. AVAILABLE WITH WOOD OR SATIN NICKEL METAL LEGS.

MOD'S SUPERIOR CONSTRUCTION INCLUDES SOLID HARDWOOD AND CNC CUT FURNITURE GRADE PLYWOOD FRAMES. JOINTS ARE CORNER BLOCKED, GLUED, AND FASTENED FOR DURABILITY. TEXTILES ARE HAND-TAILORED OVER 100% POLYURETHANE FOAM THAT MEETS CAL 117 STANDARDS.

DESIGNED BY IDI.

FINISHES

- 10** NATURAL
- 11** MONTICELLO
- 12** HUNTINGTON
- 13** WILD CHERRY
- 14** VERSAILLES
- 16** CAFELLE
- 53** LIGHT MAPLE
- 31** CINNAMON CHERRY
- 24** IMPERIAL CHERRY
- 15** EMPIRE MAHOGANY
- 46** ROYAL MAHOGANY
- 69** BOURBON MAHOGANY
- 64** APPALACHIAN MAHOGANY
- 42** LIGHT WALNUT
- 38** HERITAGE WALNUT
- 20** TRADITIONAL WALNUT
- 57** EBONY WALNUT
- 72** BLACK (LOW SHEEN)

MODEL

DESCRIPTION

FABRIC LIST PRICE

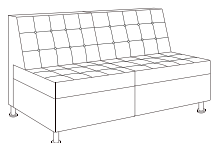
		COM	CUE	2	3	4	5	6	7	8
MOD21TM	ARMLESS CLUB (METAL LEGS)	1,195	1,275	1,360	1,450	1,530	1,615	1,700	1,875	2,050
MOD21TW	ARMLESS CLUB (WOOD LEGS)	1,070	1,150	1,235	1,325	1,405	1,490	1,575	1,750	1,925

TUFTED SEAT/BACK



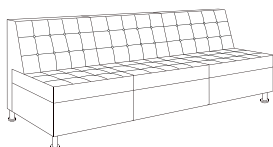
MOD22TM	ARMLESS LOVESEAT (METAL LEGS)	1,925	2,055	2,200	2,350	2,500	2,625	2,775	3,075	3,350
MOD22TW	ARMLESS LOVESEAT (WOOD LEGS)	1,800	1,930	2,075	2,225	2,375	2,500	2,650	2,950	3,225

TUFTED SEAT/BACK

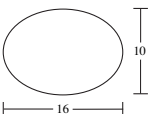


MOD23TM	ARMLESS SOFA (METAL LEGS)	2,475	2,675	2,875	3,075	3,275	3,475	3,675	4,100	4,525
MOD23TW	ARMLESS SOFA (WOOD LEGS)	2,350	2,550	2,750	2,950	3,150	3,350	3,550	3,975	4,400

TUFTED SEAT/BACK



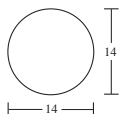
TABLET OPTIONS



MAPLE VENEER OVAL TABLET POLE
150 LB. WEIGHT RATING (ADD \$435 LIST)
RIGHT HANDED POSITION **OPWR**
LEFT HANDED POSITION **OPWL**



BLACK LAMINATE OVAL TABLET POLE
150 LB. WEIGHT RATING (ADD \$380 LIST)
RIGHT HANDED POSITION **OPLR**
LEFT HANDED POSITION **OPLL**



MAPLE VENEER CIRCLE TABLET POLE
150 LB. WEIGHT RATING (ADD \$435 LIST)
RIGHT HANDED POSITION **RPWR**
LEFT HANDED POSITION **RPWL**

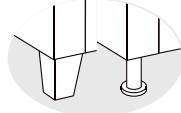


BLACK LAMINATE CIRCLE TABLET POLE
150 LB. WEIGHT RATING (ADD \$380 LIST)
RIGHT HANDED POSITION **RPLR**
LEFT HANDED POSITION **RPLL**

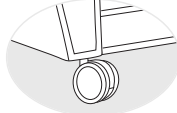
METAL PAINT COLORS

- S** STANDARD ALUMINUM
- PC1** MILK GLOSS
- PC2** CHARCOAL GLOSS
- PC3** OATMEAL GLOSS
- PC4** SILVER
- PC5** CHROME
- PC6** RAVEN

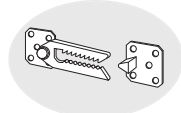
ADDITIONAL PRODUCT ORDERING OPTIONS



WOOD OR METAL LEGS
(STANDARD)



4AC CASTERS
FOUR ALUMINUM HOODED CASTERS, TWO REAR CASTERS ARE LOCKING. (NO UPCHARGE, USE METAL LEG PRICING)



LC GANGING CONNECTOR
PLEASE ORDER FURNITURE FROM LEFT TO RIGHT ACCORDING TO YOUR LAYOUT AND TAG COMMENTS A-Z. ADD LC TO ITEMS THAT GANG. ONLY ADD LC WHEN ITEMS CONNECT. DO NOT ADD TO END RUN. (ADD \$75 LIST)



TO ORDER, SPECIFY:

1. MODEL NUMBER
2. LEG FINISH
3. TABLET OPTION
4. FABRIC

LEATHER LIST PRICE

COL	C1	C2	C3	C4	C5	C6
	BASIC	FUNDAMENTAL	HAMPTON	VOLO	ANDES	VELLUTO PELLE

1,360 2,200 2,350 2,575 QUOTED UPON REQUEST

1,235 2,075 2,225 2,450 QUOTED UPON REQUEST

2,200 3,600 3,875 4,275 QUOTED UPON REQUEST

2,075 3,475 3,750 4,150 QUOTED UPON REQUEST

2,875 4,875 5,225 5,775 QUOTED UPON REQUEST

2,750 4,750 5,100 5,650 QUOTED UPON REQUEST

DIMENSIONS

FIGURES

YARDAGE REQUIREMENTS SHOWN ARE BASED ON NON-DIRECTIONAL 54" TEXTILES. REFER TO PAGE 3 FOR HELP WITH TEXTILES WITH REPEATS OR SEND AN EMAIL TO: COM_HELP@EKOCONTRACT.COM

W 28
D 31.5
H 34
SW 28
SD 20.5
SH 17.5
BH 16.5

DUE TO DESIGN AND SIZE OF PRODUCT, UP ROLL TEXTILES REQUIRE A LARGER THAN NORMAL PERCENTAGE TO PRODUCE. COM REQUIREMENTS HAVE BEEN BROKEN DOWN BY CROSS ROLL (CR) AND UP ROLL (UR) BELOW.
COM CR (YDS.) 4.25
COM UR (YDS.) 5.75
COL (SQ. FT.) 80
WEIGHT (LBS.) 40
CUBIC FEET 18

W 54.5
D 31.5
H 34
SW 54.5
SD 20.5
SH 17.5
BH 16.5

COM CR (YDS.) 7.25
COM UR (YDS.) 10.25
COL (SQ. FT.) 140
WEIGHT (LBS.) 50
CUBIC FEET 34

W 82
D 31.5
H 34
SW 82
SD 20.5
SH 17.5
BH 16.5

COM CR (YDS.) 10.25
COM UR (YDS.) 14.75
COL (SQ. FT.) 200
WEIGHT (LBS.) 60
CUBIC FEET 51

CUP HOLDER OPTIONS



WHITE CUP HOLDER
RIGHT HANDED POSITION **CRW** (ADD \$160 LIST)
LEFT HANDED POSITION **CLW** (ADD \$160 LIST)



BLACK CUP HOLDER
RIGHT HANDED POSITION **CRB** (ADD \$160 LIST)
LEFT HANDED POSITION **CLB** (ADD \$160 LIST)



TABLET CUP HOLDER
ATTACHES UNDER TABLET **TCH** (ADD \$65 LIST)

mod freestanding

TUFTED ARMLESS



PRODUCT SPECIFICATIONS

MOD IS AN EXPANSIVE FREESTANDING AND MODULAR LOUNGE COLLECTION CHARACTERIZED BY STRONG ARCHITECTURAL SIMPLICITY, TAILORED FORM-FITTING UPHOLSTERY, AND A MULTITUDE OF CLEANLY CONSTRUCTED COMPONENTS. A GENEROUS SCALE AND STYLISH INTERACTION CELEBRATE CONTEMPORARY AESTHETICS AND FUNCTION. CRISP BISCUIT-TUFTED OR PLAIN TIGHT SEAT AND BACK CUSHIONS EASILY ADAPT TO A VARIETY OF ENVIRONMENTS. A THOUGHTFULLY DESIGNED WOOD PANEL OUTER ARM, FOR FREESTANDING LOUNGE MODELS, ADDS POLISHED SOPHISTICATION AND FINESSE. AVAILABLE WITH WOOD OR SATIN NICKEL METAL LEGS.

MOD'S SUPERIOR CONSTRUCTION INCLUDES SOLID HARDWOOD AND CNC CUT FURNITURE GRADE PLYWOOD FRAMES. JOINTS ARE CORNER BLOCKED, GLUED, AND FASTENED FOR DURABILITY. TEXTILES ARE HAND-TAILORED OVER 100% POLYURETHANE FOAM THAT MEETS CAL 117 STANDARDS.

DESIGNED BY IDI.

FINISHES

- 10 NATURAL
- 11 MONTICELLO
- 12 HUNTINGTON
- 13 WILD CHERRY
- 14 VERSAILLES
- 16 CAFELLE
- 53 LIGHT MAPLE
- 31 CINNAMON CHERRY
- 24 IMPERIAL CHERRY
- 15 EMPIRE MAHOGANY
- 46 ROYAL MAHOGANY
- 69 BOURBON MAHOGANY
- 64 APPALACHIAN MAHOGANY
- 42 LIGHT WALNUT
- 38 HERITAGE WALNUT
- 20 TRADITIONAL WALNUT
- 57 EBONY WALNUT
- 72 BLACK (LOW SHEEN)

MODEL DESCRIPTION

FABRIC LIST PRICE

		COM	CUE	2	3	4	5	6	7	8
MOD32TM	ARMLESS CLUB/TABLE (METAL LEGS)	1,800	1,885	1,975	2,075	2,175	2,275	2,350	2,525	2,700
MOD32TW	ARMLESS CLUB/TABLE (WOOD LEGS)	1,675	1,760	1,850	1,950	2,050	2,150	2,225	2,400	2,575

TUFTED SEAT/BACK WITH TABLE TO RIGHT WHEN SEATED

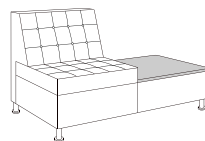
VEENER TABLE TOPS STANDARD. LAMINATE AVAILABLE.
SEE SURFACE MATERIALS PAGE FOR STANDARD LAMINATE OPTIONS.



MOD42TM	ARMLESS LOVESEAT/TABLE (METAL LEGS)	1,800	1,885	1,975	2,075	2,175	2,275	2,350	2,525	2,700
MOD42TW	ARMLESS LOVESEAT/TABLE (WOOD LEGS)	1,675	1,760	1,850	1,950	2,050	2,150	2,225	2,400	2,575

TUFTED SEAT/BACK WITH TABLE TO LEFT WHEN SEATED

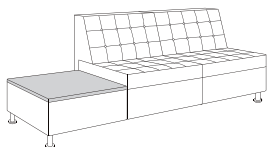
VEENER TABLE TOPS STANDARD. LAMINATE AVAILABLE.
SEE SURFACE MATERIALS PAGE FOR STANDARD LAMINATE OPTIONS.



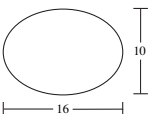
MOD33TM	ARMLESS SOFA/TABLE (METAL LEGS)	2,365	2,515	2,675	2,850	3,100	3,250	3,425	3,725	4,050
MOD33TW	ARMLESS SOFA/TABLE (WOOD LEGS)	2,240	2,390	2,550	2,725	2,975	3,125	3,360	3,600	3,925

TUFTED SEAT/BACK WITH TABLE TO RIGHT WHEN SEATED

VEENER TABLE TOPS STANDARD. LAMINATE AVAILABLE.
SEE SURFACE MATERIALS PAGE FOR STANDARD LAMINATE OPTIONS.



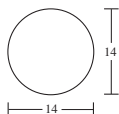
TABLET OPTIONS



MAPLE VENEER OVAL TABLET POLE
150 LB. WEIGHT RATING (ADD \$435 LIST)
RIGHT HANDED POSITION **OPWR**
LEFT HANDED POSITION **OPWL**



BLACK LAMINATE OVAL TABLET POLE
150 LB. WEIGHT RATING (ADD \$380 LIST)
RIGHT HANDED POSITION **OPLR**
LEFT HANDED POSITION **OPLL**



MAPLE VENEER CIRCLE TABLET POLE
150 LB. WEIGHT RATING (ADD \$435 LIST)
RIGHT HANDED POSITION **RPWR**
LEFT HANDED POSITION **RPWL**

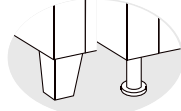


BLACK LAMINATE CIRCLE TABLET POLE
150 LB. WEIGHT RATING (ADD \$380 LIST)
RIGHT HANDED POSITION **RPLR**
LEFT HANDED POSITION **RPLL**

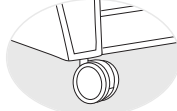
METAL PAINT COLORS

- S** STANDARD ALUMINUM
- PC1** MILK GLOSS
- PC2** CHARCOAL GLOSS
- PC3** OATMEAL GLOSS
- PC4** SILVER
- PC5** CHROME
- PC6** RAVEN

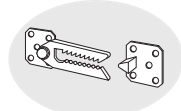
ADDITIONAL PRODUCT ORDERING OPTIONS



WOOD OR METAL LEGS
(STANDARD)



4AC CASTERS
FOUR ALUMINUM HOODED CASTERS, TWO REAR CASTERS ARE LOCKING. (NO UPCHARGE, USE METAL LEG PRICING)



LC GANGING CONNECTOR
PLEASE ORDER FURNITURE FROM LEFT TO RIGHT ACCORDING TO YOUR LAYOUT AND TAG COMMENTS A-Z. ADD LC TO ITEMS THAT GANG. ONLY ADD LC WHEN ITEMS CONNECT. DO NOT ADD TO END RUN. (ADD \$75 LIST)



TO ORDER, SPECIFY:

1. MODEL NUMBER
2. LEG/TABLE FINISH
3. TABLET OPTION
4. FABRIC

LEATHER LIST PRICE

COL	C1	C2	C3	C4	C5	C6
	BASIC	FUNDAMENTAL	HAMPTON	VOLO	ANDES	VELLUTO PELLE

1,975 2,850 3,025 3,275 QUOTED UPON REQUEST

1,850 2,725 2,900 3,150 QUOTED UPON REQUEST

1,975 2,850 3,025 3,275 QUOTED UPON REQUEST

1,850 2,725 2,900 3,150 QUOTED UPON REQUEST

2,675 4,325 4,625 5,050 QUOTED UPON REQUEST

2,550 4,200 4,500 4,925 QUOTED UPON REQUEST

DIMENSIONS

FIGURES

YARDAGE REQUIREMENTS SHOWN ARE BASED ON NON-DIRECTIONAL 54" TEXTILES. REFER TO PAGE 3 FOR HELP WITH TEXTILES WITH REPEATS OR SEND AN EMAIL TO: COM_HELP@EKOCONTRACT.COM

W 54.5
D 31.5
H 34
SW 28
SD 20.5
SH 17.5
BH 16.5

DUE TO DESIGN AND SIZE OF PRODUCT, UP ROLL TEXTILES REQUIRE A LARGER THAN NORMAL PERCENTAGE TO PRODUCE. COM REQUIREMENTS HAVE BEEN BROKEN DOWN BY CROSS ROLL (CR) AND UP ROLL (UR) BELOW.
COM CR (YDS.) 4.5
COM UR (YDS.) 6.5
COL (SQ. FT.) 90
WEIGHT (LBS.) 34
CUBIC FEET 40

W 54.5
D 31.5
H 34
SW 28
SD 20.5
SH 17.5
BH 16.5

COM CR (YDS.) 4.5
COM UR (YDS.) 6.5
COL (SQ. FT.) 90
WEIGHT (LBS.) 34
CUBIC FEET 40

W 82
D 31.5
H 34
SW 54.5
SD 20.5
SH 17.5
BH 16.5

COM CR (YDS.) 8
COM UR (YDS.) 11
COL (SQ. FT.) 155
WEIGHT (LBS.) 60
CUBIC FEET 51

CUP HOLDER OPTIONS



WHITE CUP HOLDER
RIGHT HANDED POSITION **CRW** (ADD \$160 LIST)
LEFT HANDED POSITION **CLW** (ADD \$160 LIST)



BLACK CUP HOLDER
RIGHT HANDED POSITION **CRB** (ADD \$160 LIST)
LEFT HANDED POSITION **CLB** (ADD \$160 LIST)



TABLET CUP HOLDER
ATTACHES UNDER TABLET **TCH** (ADD \$65 LIST)

mod freestanding

TUFTED ARMLESS



PRODUCT SPECIFICATIONS

MOD IS AN EXPANSIVE FREESTANDING AND MODULAR LOUNGE COLLECTION CHARACTERIZED BY STRONG ARCHITECTURAL SIMPLICITY, TAILORED FORM-FITTING UPHOLSTERY, AND A MULTITUDE OF CLEANLY CONSTRUCTED COMPONENTS. A GENEROUS SCALE AND STYLISH INTERACTION CELEBRATE CONTEMPORARY AESTHETICS AND FUNCTION. CRISP BISCUIT-TUFTED OR PLAIN TIGHT SEAT AND BACK CUSHIONS EASILY ADAPT TO A VARIETY OF ENVIRONMENTS. A THOUGHTFULLY DESIGNED WOOD PANEL OUTER ARM, FOR FREESTANDING LOUNGE MODELS, ADDS POLISHED SOPHISTICATION AND FINESSE. AVAILABLE WITH WOOD OR SATIN NICKEL METAL LEGS.

MOD'S SUPERIOR CONSTRUCTION INCLUDES SOLID HARDWOOD AND CNC CUT FURNITURE GRADE PLYWOOD FRAMES. JOINTS ARE CORNER BLOCKED, GLUED, AND FASTENED FOR DURABILITY. TEXTILES ARE HAND-TAILORED OVER 100% POLYURETHANE FOAM THAT MEETS CAL 117 STANDARDS.

DESIGNED BY IDI.

FINISHES

- 10** NATURAL
- 11** MONTICELLO
- 12** HUNTINGTON
- 13** WILD CHERRY
- 14** VERSAILLES
- 16** CAFELLE
- 53** LIGHT MAPLE
- 31** CINNAMON CHERRY
- 24** IMPERIAL CHERRY
- 15** EMPIRE MAHOGANY
- 46** ROYAL MAHOGANY
- 69** BOURBON MAHOGANY
- 64** APPALACHIAN MAHOGANY
- 42** LIGHT WALNUT
- 38** HERITAGE WALNUT
- 20** TRADITIONAL WALNUT
- 57** EBONY WALNUT
- 72** BLACK (LOW SHEEN)

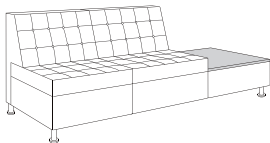
MODEL DESCRIPTION

FABRIC LIST PRICE

		COM	CUE	2	3	4	5	6	7	8
MOD43TM	ARMLESS LOVESEAT/TABLE (METAL LEGS)	2,365	2,515	2,675	2,850	3,100	3,250	3,425	3,725	4,050
MOD43TW	ARMLESS LOVESEAT/TABLE (WOOD LEGS)	2,240	2,390	2,550	2,725	2,975	3,125	3,360	3,600	3,925

TUFTED SEAT/BACK WITH TABLE TO LEFT WHEN SEATED

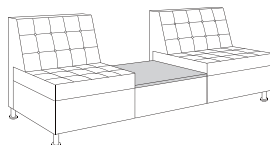
VENEER TABLE TOPS STANDARD. LAMINATE AVAILABLE.
SEE SURFACE MATERIALS PAGE FOR STANDARD LAMINATE OPTIONS.



MOD63TM	ARMLESS/TABLE/ARMLESS (METAL LEGS)	2,365	2,515	2,675	2,850	3,100	3,250	3,425	3,725	4,050
MOD63TW	ARMLESS/TABLE/ARMLESS (WOOD LEGS)	2,240	2,390	2,550	2,725	2,975	3,125	3,360	3,600	3,925

TUFTED SEAT/BACK WITH TABLE IN MIDDLE WHEN SEATED

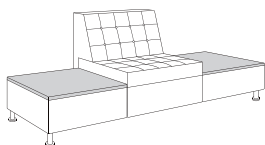
VENEER TABLE TOPS STANDARD. LAMINATE AVAILABLE.
SEE SURFACE MATERIALS PAGE FOR STANDARD LAMINATE OPTIONS.



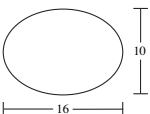
MOD63TM	TABLE/ARMLESS/TABLE (METAL LEGS)	2,225	2,325	2,425	2,525	2,625	2,725	2,825	3,025	3,225
MOD63TW	TABLE/ARMLESS/TABLE (WOOD LEGS)	2,100	2,200	2,300	2,400	2,500	2,600	2,700	2,900	3,100

TUFTED SEAT/BACK WITH TABLE ON ENDS WHEN SEATED

VENEER TABLE TOPS STANDARD. LAMINATE AVAILABLE.
SEE SURFACE MATERIALS PAGE FOR STANDARD LAMINATE OPTIONS.



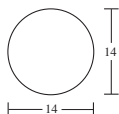
TABLET OPTIONS



MAPLE VENEER OVAL TABLET POLE
150 LB. WEIGHT RATING (ADD \$435 LIST)
RIGHT HANDED POSITION **OPWR**
LEFT HANDED POSITION **OPWL**



BLACK LAMINATE OVAL TABLET POLE
150 LB. WEIGHT RATING (ADD \$380 LIST)
RIGHT HANDED POSITION **OPLR**
LEFT HANDED POSITION **OPLL**



MAPLE VENEER CIRCLE TABLET POLE
150 LB. WEIGHT RATING (ADD \$435 LIST)
RIGHT HANDED POSITION **RPWR**
LEFT HANDED POSITION **RPWL**

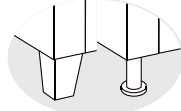


BLACK LAMINATE CIRCLE TABLET POLE
150 LB. WEIGHT RATING (ADD \$380 LIST)
RIGHT HANDED POSITION **RPLR**
LEFT HANDED POSITION **RPLL**

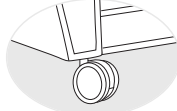
METAL PAINT COLORS

- S** STANDARD ALUMINUM
- PC1** MILK GLOSS
- PC2** CHARCOAL GLOSS
- PC3** OATMEAL GLOSS
- PC4** SILVER
- PC5** CHROME
- PC6** RAVEN

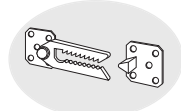
ADDITIONAL PRODUCT ORDERING OPTIONS



WOOD OR METAL LEGS
(STANDARD)



4AC CASTERS
FOUR ALUMINUM HOODED CASTERS, TWO REAR CASTERS ARE LOCKING. (NO UPCHARGE, USE METAL LEG PRICING)



LC GANGING CONNECTOR
PLEASE ORDER FURNITURE FROM LEFT TO RIGHT ACCORDING TO YOUR LAYOUT AND TAG COMMENTS A-Z. ADD LC TO ITEMS THAT GANG. ONLY ADD LC WHEN ITEMS CONNECT. DO NOT ADD TO END RUN. (ADD \$75 LIST)



TO ORDER, SPECIFY:

1. MODEL NUMBER
2. LEG/TABLE FINISH
3. TABLET OPTION
4. FABRIC

LEATHER LIST PRICE

COL	C1	C2	C3	C4	C5	C6
	BASIC	FUNDAMENTAL	HAMPTON	VOLO	ANDES	VELLUTO PELLE

2,675 4,325 4,625 5,050 QUOTED UPON REQUEST

2,550 4,200 4,500 4,925 QUOTED UPON REQUEST

2,675 4,325 4,625 5,050 QUOTED UPON REQUEST

2,550 4,200 4,500 4,925 QUOTED UPON REQUEST

2,450 3,400 3,575 3,850 QUOTED UPON REQUEST

2,300 3,275 3,450 3,725 QUOTED UPON REQUEST

DIMENSIONS

FIGURES

YARDAGE REQUIREMENTS SHOWN ARE BASED ON NON-DIRECTIONAL 54" TEXTILES. REFER TO PAGE 3 FOR HELP WITH TEXTILES WITH REPEATS OR SEND AN EMAIL TO: COM_HELP@EKOCONTRACT.COM

W 82
D 31.5
H 34
SW 54.5
SD 20.5
SH 17.5
BH 16.5

DUE TO DESIGN AND SIZE OF PRODUCT, UP ROLL TEXTILES REQUIRE A LARGER THAN NORMAL PERCENTAGE TO PRODUCE. COM REQUIREMENTS HAVE BEEN BROKEN DOWN BY CROSS ROLL (CR) AND UP ROLL (UR) BELOW.
COM CR (YDS.) 8
COM UR (YDS.) 11
COL (SQ. FT.) 145
WEIGHT (LBS.) 60
CUBIC FEET 51

W 82
D 31.5
H 34
SW 28 (EACH)
SD 20.5
SH 17.5
BH 16.5

COM CR (YDS.) 8
COM UR (YDS.) 11
COL (SQ. FT.) 145
WEIGHT (LBS.) 60
CUBIC FEET 51

W 82
D 31.5
H 34
SW 28
SD 20.5
SH 17.5
BH 16.5

COM CR (YDS.) 5
COM UR (YDS.) 7.25
COL (SQ. FT.) 100
WEIGHT (LBS.) 50
CUBIC FEET 51

CUP HOLDER OPTIONS



WHITE CUP HOLDER
RIGHT HANDED POSITION **CRW** (ADD \$160 LIST)
LEFT HANDED POSITION **CLW** (ADD \$160 LIST)



BLACK CUP HOLDER
RIGHT HANDED POSITION **CRB** (ADD \$160 LIST)
LEFT HANDED POSITION **CLB** (ADD \$160 LIST)



TABLET CUP HOLDER
ATTACHES UNDER TABLET **TCH** (ADD \$65 LIST)

mod freestanding

TUFTED ARMLESS



PRODUCT SPECIFICATIONS

MOD IS AN EXPANSIVE FREESTANDING AND MODULAR LOUNGE COLLECTION CHARACTERIZED BY STRONG ARCHITECTURAL SIMPLICITY, TAILORED FORM-FITTING UPHOLSTERY, AND A MULTITUDE OF CLEANLY CONSTRUCTED COMPONENTS. A GENEROUS SCALE AND STYLISH INTERACTION CELEBRATE CONTEMPORARY AESTHETICS AND FUNCTION. CRISP BISCUIT-TUFTED OR PLAIN TIGHT SEAT AND BACK CUSHIONS EASILY ADAPT TO A VARIETY OF ENVIRONMENTS. A THOUGHTFULLY DESIGNED WOOD PANEL OUTER ARM, FOR FREESTANDING LOUNGE MODELS, ADDS POLISHED SOPHISTICATION AND FINESSE. AVAILABLE WITH WOOD OR SATIN NICKEL METAL LEGS.

MOD'S SUPERIOR CONSTRUCTION INCLUDES SOLID HARDWOOD AND CNC CUT FURNITURE GRADE PLYWOOD FRAMES. JOINTS ARE CORNER BLOCKED, GLUED, AND FASTENED FOR DURABILITY. TEXTILES ARE HAND-TAILORED OVER 100% POLYURETHANE FOAM THAT MEETS CAL 117 STANDARDS.

DESIGNED BY IDI.

FINISHES

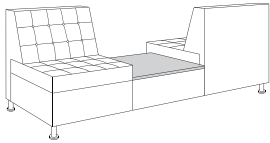
- 10** NATURAL
- 11** MONTICELLO
- 12** HUNTINGTON
- 13** WILD CHERRY
- 14** VERSAILLES
- 16** CAFELLE
- 53** LIGHT MAPLE
- 31** CINNAMON CHERRY
- 24** IMPERIAL CHERRY
- 15** EMPIRE MAHOGANY
- 46** ROYAL MAHOGANY
- 69** BOURBON MAHOGANY
- 64** APPALACHIAN MAHOGANY
- 42** LIGHT WALNUT
- 38** HERITAGE WALNUT
- 20** TRADITIONAL WALNUT
- 57** EBONY WALNUT
- 72** BLACK (LOW SHEEN)

MODEL DESCRIPTION

FABRIC LIST PRICE

		COM	CUE	2	3	4	5	6	7	8
MOD203TM	ARMLESS LOVESEAT/TABLE (METAL LEGS)	2,365	2,515	2,675	2,850	3,100	3,250	3,425	3,725	4,050
MOD203TW	ARMLESS LOVESEAT/TABLE (WOOD LEGS)	2,240	2,390	2,550	2,725	2,975	3,125	3,360	3,600	3,925

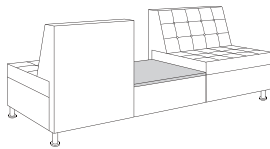
TUFTED SEAT/BACK WITH TABLE IN MIDDLE WHEN SEATED
LEFT SIDE BACK FACING FORWARD, RIGHT SIDE BACK FACING BACKWARD



VENEER TABLE TOPS STANDARD. LAMINATE AVAILABLE.
SEE SURFACE MATERIALS PAGE FOR STANDARD LAMINATE OPTIONS.

MOD213TM	ARMLESS/TABLE/ARMLESS (METAL LEGS)	2,365	2,515	2,675	2,850	3,100	3,250	3,425	3,725	4,050
MOD213TW	ARMLESS/TABLE/ARMLESS (WOOD LEGS)	2,240	2,390	2,550	2,725	2,975	3,125	3,360	3,600	3,925

TUFTED SEAT/BACK WITH TABLE IN MIDDLE WHEN SEATED
RIGHT SIDE BACK FACING FORWARD, LEFT SIDE BACK FACING BACKWARD



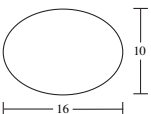
VENEER TABLE TOPS STANDARD. LAMINATE AVAILABLE.
SEE SURFACE MATERIALS PAGE FOR STANDARD LAMINATE OPTIONS.

MOD2190TM	ARMLESS CORNER UNIT (METAL LEGS)	1,425	1,550	1,675	1,775	1,875	1,975	2,075	2,325	2,525
MOD2190TW	ARMLESS CORNER UNIT (WOOD LEGS)	1,300	1,425	1,550	1,650	1,750	1,850	1,950	2,200	2,400

TUFTED SEAT/BACK



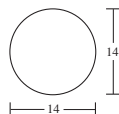
TABLET OPTIONS



MAPLE VENEER OVAL TABLET POLE
150 LB. WEIGHT RATING (ADD \$435 LIST)
RIGHT HANDED POSITION **OPWR**
LEFT HANDED POSITION **OPWL**



BLACK LAMINATE OVAL TABLET POLE
150 LB. WEIGHT RATING (ADD \$380 LIST)
RIGHT HANDED POSITION **OPLR**
LEFT HANDED POSITION **OPLL**



MAPLE VENEER CIRCLE TABLET POLE
150 LB. WEIGHT RATING (ADD \$435 LIST)
RIGHT HANDED POSITION **RPWR**
LEFT HANDED POSITION **RPWL**

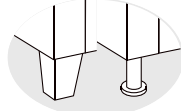


BLACK LAMINATE CIRCLE TABLET POLE
150 LB. WEIGHT RATING (ADD \$380 LIST)
RIGHT HANDED POSITION **RPLR**
LEFT HANDED POSITION **RPLL**

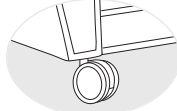
METAL PAINT COLORS

- S** STANDARD ALUMINUM
- PC1** MILK GLOSS
- PC2** CHARCOAL GLOSS
- PC3** OATMEAL GLOSS
- PC4** SILVER
- PC5** CHROME
- PC6** RAVEN

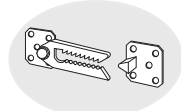
ADDITIONAL PRODUCT ORDERING OPTIONS



WOOD OR METAL LEGS
(STANDARD)



4AC CASTERS
FOUR ALUMINUM HOODED CASTERS, TWO REAR CASTERS ARE LOCKING. (NO UPCHARGE, USE METAL LEG PRICING)



LC GANGING CONNECTOR
PLEASE ORDER FURNITURE FROM LEFT TO RIGHT ACCORDING TO YOUR LAYOUT AND TAG COMPONENTS A-Z. ADD LC TO ITEMS THAT GANG. ONLY ADD LC WHEN ITEMS CONNECT. DO NOT ADD TO END RUN. (ADD \$75 LIST)



TO ORDER, SPECIFY:

1. MODEL NUMBER
2. LEG/TABLE FINISH
3. TABLET OPTION
4. FABRIC

LEATHER LIST PRICE

COL	C1	C2	C3	C4	C5	C6
	BASIC	FUNDAMENTAL	HAMPTON	VOLO	ANDES	VELLUTO PELLE

2,675 4,325 4,625 5,050 QUOTED UPON REQUEST

2,550 4,200 4,500 4,925 QUOTED UPON REQUEST

2,675 4,325 4,625 5,050 QUOTED UPON REQUEST

2,550 4,200 4,500 4,925 QUOTED UPON REQUEST

1,675 2,725 2,825 3,225 QUOTED UPON REQUEST

1,550 2,600 2,750 3,160 QUOTED UPON REQUEST

DIMENSIONS

FIGURES

YARDAGE REQUIREMENTS SHOWN ARE BASED ON NON-DIRECTIONAL 54" TEXTILES. REFER TO PAGE 3 FOR HELP WITH TEXTILES WITH REPEATS OR SEND AN EMAIL TO: COM_HELP@EKOCONTRACT.COM

W	82
D	31.5
H	34
SW	28 (EACH)
SD	20.5
SH	17.5
BH	16.5

DUE TO DESIGN AND SIZE OF PRODUCT, UP ROLL TEXTILES REQUIRE A LARGER THAN NORMAL PERCENTAGE TO PRODUCE. COM REQUIREMENTS HAVE BEEN BROKEN DOWN BY CROSS ROLL (CR) AND UP ROLL (UR) BELOW.

COM CR (YDS.) 8
COM UR (YDS.) 11
COL (SQ. FT.) 145
WEIGHT (LBS.) 60
CUBIC FEET 51

W	82
D	31.5
H	34
SW	28 (EACH)
SD	20.5
SH	17.5
BH	16.5

COM CR (YDS.) 8
COM UR (YDS.) 11
COL (SQ. FT.) 145
WEIGHT (LBS.) 60
CUBIC FEET 51

W	31.5
D	31.5
H	34
SW	20
SD	20
SH	17.5
BH	16.5

COM CR (YDS.) 5.5
COM UR (YDS.) 7.5
COL (SQ. FT.) 110
WEIGHT (LBS.) 50
CUBIC FEET 20

CUP HOLDER OPTIONS



WHITE CUP HOLDER
RIGHT HANDED POSITION **CRW** (ADD \$160 LIST)
LEFT HANDED POSITION **CLW** (ADD \$160 LIST)



BLACK CUP HOLDER
RIGHT HANDED POSITION **CRB** (ADD \$160 LIST)
LEFT HANDED POSITION **CLB** (ADD \$160 LIST)



TABLET CUP HOLDER
ATTACHES UNDER TABLET **TCH** (ADD \$65 LIST)

mod freestanding benches

PLAIN



PRODUCT SPECIFICATIONS

MOD IS AN EXPANSIVE FREESTANDING AND MODULAR LOUNGE COLLECTION CHARACTERIZED BY STRONG ARCHITECTURAL SIMPLICITY, TAILORED FORM-FITTING UPHOLSTERY, AND A MULTITUDE OF CLEANLY CONSTRUCTED COMPONENTS. A GENEROUS SCALE AND STYLISH INTERACTION CELEBRATE CONTEMPORARY AESTHETICS AND FUNCTION. CRISP BISCUIT-TUFTED OR PLAIN TIGHT SEAT AND BACK CUSHIONS EASILY ADAPT TO A VARIETY OF ENVIRONMENTS. A THOUGHTFULLY DESIGNED WOOD PANEL OUTER ARM, FOR FREESTANDING LOUNGE MODELS, ADDS POLISHED SOPHISTICATION AND FINESSE. AVAILABLE WITH WOOD OR SATIN NICKEL METAL LEGS.

MOD'S SUPERIOR CONSTRUCTION INCLUDES SOLID HARDWOOD AND CNC CUT FURNITURE GRADE PLYWOOD FRAMES. JOINTS ARE CORNER BLOCKED, GLUED, AND FASTENED FOR DURABILITY. TEXTILES ARE HAND-TAILORED OVER 100% POLYURETHANE FOAM THAT MEETS CAL 117 STANDARDS.

DESIGNED BY IDI.

FINISHES

- 10 NATURAL
- 11 MONTICELLO
- 12 HUNTINGTON
- 13 WILD CHERRY
- 14 VERSAILLES
- 16 CAFELLE
- 53 LIGHT MAPLE
- 31 CINNAMON CHERRY
- 24 IMPERIAL CHERRY
- 15 EMPIRE MAHOGANY
- 46 ROYAL MAHOGANY
- 69 BOURBON MAHOGANY
- 64 APPALACHIAN MAHOGANY
- 42 LIGHT WALNUT
- 38 HERITAGE WALNUT
- 20 TRADITIONAL WALNUT
- 57 EBONY WALNUT
- 72 BLACK (LOW SHEEN)

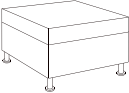
MODEL

DESCRIPTION

FABRIC LIST PRICE

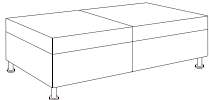
		COM	CUE	2	3	4	5	6	7	8
MOD1SM	ONE SEAT BENCH (METAL LEGS)	665	725	775	830	885	930	995	1,105	1,210
MOD1SW	ONE SEAT BENCH (WOOD LEGS)	540	600	650	705	760	815	870	980	1,085

PLAIN SEAT



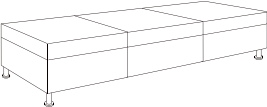
MOD2SM	TWO SEAT BENCH (METAL LEGS)	950	1,025	1,100	1,175	1,250	1,325	1,400	1,550	1,700
MOD2SW	TWO SEAT BENCH (WOOD LEGS)	825	900	975	1,050	1,125	1,200	1,275	1,425	1,575

PLAIN SEAT

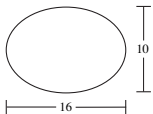


MOD3SM	THREE SEAT BENCH (METAL LEGS)	1,200	1,300	1,400	1,525	1,625	1,725	1,825	2,025	2,250
MOD3SW	THREE SEAT BENCH (WOOD LEGS)	1,075	1,175	1,275	1,400	1,500	1,600	1,700	1,900	2,125

PLAIN SEAT



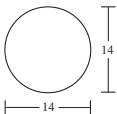
TABLET OPTIONS



MAPLE VENEER OVAL TABLET POLE
150 LB. WEIGHT RATING (ADD \$435 LIST)
RIGHT HANDED POSITION **OPWR**
LEFT HANDED POSITION **OPWL**



BLACK LAMINATE OVAL TABLET POLE
150 LB. WEIGHT RATING (ADD \$380 LIST)
RIGHT HANDED POSITION **OPLR**
LEFT HANDED POSITION **OPLL**



MAPLE VENEER CIRCLE TABLET POLE
150 LB. WEIGHT RATING (ADD \$435 LIST)
RIGHT HANDED POSITION **RPWR**
LEFT HANDED POSITION **RPWL**

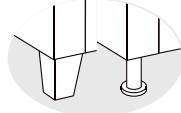


BLACK LAMINATE CIRCLE TABLET POLE
150 LB. WEIGHT RATING (ADD \$380 LIST)
RIGHT HANDED POSITION **RPLR**
LEFT HANDED POSITION **RPLL**

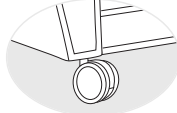
METAL PAINT COLORS

- S** STANDARD ALUMINUM
- PC1** MILK GLOSS
- PC2** CHARCOAL GLOSS
- PC3** OATMEAL GLOSS
- PC4** SILVER
- PC5** CHROME
- PC6** RAVEN

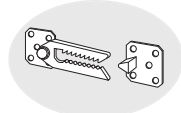
ADDITIONAL PRODUCT ORDERING OPTIONS



WOOD OR METAL LEGS
(STANDARD)



4AC CASTERS
FOUR ALUMINUM HOODED CASTERS, TWO REAR CASTERS ARE LOCKING. (NO UPCHARGE, USE METAL LEG PRICING)



LC GANGING CONNECTOR
PLEASE ORDER FURNITURE FROM LEFT TO RIGHT ACCORDING TO YOUR LAYOUT AND TAG COMMENTS A-Z. ADD LC TO ITEMS THAT GANG. ONLY ADD LC WHEN ITEMS CONNECT. DO NOT ADD TO END RUN. (ADD \$75 LIST)



TO ORDER, SPECIFY:

1. MODEL NUMBER
2. LEG FINISH
3. TABLET OPTION
4. FABRIC

LEATHER LIST PRICE

COL	C1	C2	C3	C4	C5	C6
	BASIC	FUNDAMENTAL	HAMPTON	VOLO	ANDES	VELLUTO PELLE

775 1,315 1,410 1,575 QUOTED UPON REQUEST

650 1,190 1,285 1,450 QUOTED UPON REQUEST

1,110 1,825 1,960 2,175 QUOTED UPON REQUEST

975 1,700 1,835 2,050 QUOTED UPON REQUEST

1,400 2,425 2,625 2,900 QUOTED UPON REQUEST

1,275 2,300 2,500 2,775 QUOTED UPON REQUEST

DIMENSIONS

FIGURES

YARDAGE REQUIREMENTS SHOWN ARE BASED ON NON-DIRECTIONAL 54" TEXTILES. REFER TO PAGE 3 FOR HELP WITH TEXTILES WITH REPEATS OR SEND AN EMAIL TO: COM_HELP@EKOCONTRACT.COM

W 28
D 28
H 17.5

DUE TO DESIGN AND SIZE OF PRODUCT, UP ROLL TEXTILES REQUIRE A LARGER THAN NORMAL PERCENTAGE TO PRODUCE. COM REQUIREMENTS HAVE BEEN BROKEN DOWN BY CROSS ROLL (CR) AND UP ROLL (UR) BELOW.

COM CR (YDS.) 2.75
COM UR (YDS.) 3.5
COL (SQ. FT.) 40
WEIGHT (LBS.) 30
CUBIC FEET 8

W 54.5
D 28
H 17.5

COM CR (YDS.) 3.75
COM UR (YDS.) 5.75
COL (SQ. FT.) 70
WEIGHT (LBS.) 40
CUBIC FEET 16

W 82
D 28
H 17.5

COM CR (YDS.) 5.25
COM UR (YDS.) 8
COL (SQ. FT.) 100
WEIGHT (LBS.) 50
CUBIC FEET 24

CUP HOLDER OPTIONS



WHITE CUP HOLDER
RIGHT HANDED POSITION **CRW** (ADD \$160 LIST)
LEFT HANDED POSITION **CLW** (ADD \$160 LIST)



BLACK CUP HOLDER
RIGHT HANDED POSITION **CRB** (ADD \$160 LIST)
LEFT HANDED POSITION **CLB** (ADD \$160 LIST)



TABLET CUP HOLDER
ATTACHES UNDER TABLET **TCH** (ADD \$65 LIST)

mod freestanding benches

PLAIN



PRODUCT SPECIFICATIONS

MOD IS AN EXPANSIVE FREESTANDING AND MODULAR LOUNGE COLLECTION CHARACTERIZED BY STRONG ARCHITECTURAL SIMPLICITY, TAILORED FORM-FITTING UPHOLSTERY, AND A MULTITUDE OF CLEANLY CONSTRUCTED COMPONENTS. A GENEROUS SCALE AND STYLISH INTERACTION CELEBRATE CONTEMPORARY AESTHETICS AND FUNCTION. CRISP BISCUIT-TUFTED OR PLAIN TIGHT SEAT AND BACK CUSHIONS EASILY ADAPT TO A VARIETY OF ENVIRONMENTS. A THOUGHTFULLY DESIGNED WOOD PANEL OUTER ARM, FOR FREESTANDING LOUNGE MODELS, ADDS POLISHED SOPHISTICATION AND FINESSE. AVAILABLE WITH WOOD OR SATIN NICKEL METAL LEGS.

MOD'S SUPERIOR CONSTRUCTION INCLUDES SOLID HARDWOOD AND CNC CUT FURNITURE GRADE PLYWOOD FRAMES. JOINTS ARE CORNER BLOCKED, GLUED, AND FASTENED FOR DURABILITY. TEXTILES ARE HAND-TAILORED OVER 100% POLYURETHANE FOAM THAT MEETS CAL 117 STANDARDS.

DESIGNED BY IDI.

FINISHES

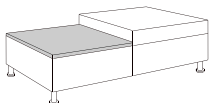
- 10** NATURAL
- 11** MONTICELLO
- 12** HUNTINGTON
- 13** WILD CHERRY
- 14** VERSAILLES
- 16** CAFELLE
- 53** LIGHT MAPLE
- 31** CINNAMON CHERRY
- 24** IMPERIAL CHERRY
- 15** EMPIRE MAHOGANY
- 46** ROYAL MAHOGANY
- 69** BOURBON MAHOGANY
- 64** APPALACHIAN MAHOGANY
- 42** LIGHT WALNUT
- 38** HERITAGE WALNUT
- 20** TRADITIONAL WALNUT
- 57** EBONY WALNUT
- 72** BLACK (LOW SHEEN)

MODEL DESCRIPTION

FABRIC LIST PRICE

		COM	CUE	2	3	4	5	6	7	8
MOD102SM	TABLE/BENCH (METAL LEGS)	1,145	1,185	1,255	1,315	1,375	1,435	1,495	1,615	1,735
MOD102SW	TABLE/BENCH (WOOD LEGS)	1,020	1,060	1,130	1,190	1,250	1,310	1,370	1,490	1,610

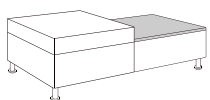
PLAIN SEAT WITH TABLE TO RIGHT WHEN SEATED



VENEER TABLE TOPS STANDARD. LAMINATE AVAILABLE.
SEE SURFACE MATERIALS PAGE FOR STANDARD LAMINATE OPTIONS.

MOD112SM	BENCH/TABLE (METAL LEGS)	1,145	1,185	1,255	1,315	1,375	1,435	1,495	1,615	1,735
MOD112SW	BENCH/TABLE (WOOD LEGS)	1,020	1,060	1,130	1,190	1,250	1,310	1,370	1,490	1,610

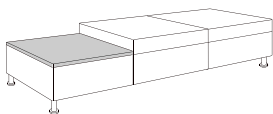
PLAIN SEAT WITH TABLE TO LEFT WHEN SEATED



VENEER TABLE TOPS STANDARD. LAMINATE AVAILABLE.
SEE SURFACE MATERIALS PAGE FOR STANDARD LAMINATE OPTIONS.

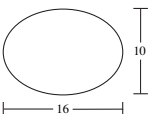
MOD103SM	TABLE/BENCH/BENCH (METAL LEGS)	1,470	1,535	1,600	1,700	1,800	1,900	2,000	2,125	2,300
MOD103SW	TABLE/BENCH/BENCH (WOOD LEGS)	1,345	1,410	1,475	1,575	1,675	1,775	1,875	2,000	2,175

PLAIN SEAT WITH TABLE TO RIGHT WHEN SEATED



VENEER TABLE TOPS STANDARD. LAMINATE AVAILABLE.
SEE SURFACE MATERIALS PAGE FOR STANDARD LAMINATE OPTIONS.

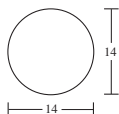
TABLET OPTIONS



MAPLE VENEER OVAL TABLET POLE
150 LB. WEIGHT RATING (ADD \$435 LIST)
RIGHT HANDED POSITION **OPWR**
LEFT HANDED POSITION **OPWL**



BLACK LAMINATE OVAL TABLET POLE
150 LB. WEIGHT RATING (ADD \$380 LIST)
RIGHT HANDED POSITION **OPLR**
LEFT HANDED POSITION **OPLL**



MAPLE VENEER CIRCLE TABLET POLE
150 LB. WEIGHT RATING (ADD \$435 LIST)
RIGHT HANDED POSITION **RPWR**
LEFT HANDED POSITION **RPWL**

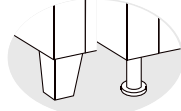


BLACK LAMINATE CIRCLE TABLET POLE
150 LB. WEIGHT RATING (ADD \$380 LIST)
RIGHT HANDED POSITION **RPLR**
LEFT HANDED POSITION **RPLL**

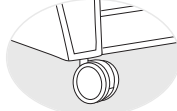
METAL PAINT COLORS

- S** STANDARD ALUMINUM
- PC1** MILK GLOSS
- PC2** CHARCOAL GLOSS
- PC3** OATMEAL GLOSS
- PC4** SILVER
- PC5** CHROME
- PC6** RAVEN

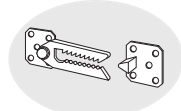
ADDITIONAL PRODUCT ORDERING OPTIONS



WOOD OR METAL LEGS
(STANDARD)



4AC CASTERS
FOUR ALUMINUM HOODED CASTERS, TWO REAR CASTERS ARE LOCKING. (NO UPCHARGE, USE METAL LEG PRICING)



LC GANGING CONNECTOR
PLEASE ORDER FURNITURE FROM LEFT TO RIGHT ACCORDING TO YOUR LAYOUT AND TAG COMMENTS A-Z. ADD LC TO ITEMS THAT GANG. ONLY ADD LC WHEN ITEMS CONNECT. DO NOT ADD TO END RUN. (ADD \$75 LIST)



TO ORDER, SPECIFY:

1. MODEL NUMBER
2. LEG/TABLE FINISH
3. TABLET OPTION
4. FABRIC

LEATHER LIST PRICE

COL	C1	C2	C3	C4	C5	C6
	BASIC	FUNDAMENTAL	HAMPTON	VOLO	ANDES	VELLUTO PELLE

1,255 1,835 1,940 2,115 QUOTED UPON REQUEST

1,130 1,710 1,815 1,990 QUOTED UPON REQUEST

1,255 1,835 1,940 2,115 QUOTED UPON REQUEST

1,130 1,710 1,815 1,990 QUOTED UPON REQUEST

1,600 2,475 2,625 2,875 QUOTED UPON REQUEST

1,475 2,350 2,500 2,750 QUOTED UPON REQUEST

DIMENSIONS

W 54.5
D 28
H 17.5

FIGURES

YARDAGE REQUIREMENTS SHOWN ARE BASED ON NON-DIRECTIONAL 54" TEXTILES. REFER TO PAGE 3 FOR HELP WITH TEXTILES WITH REPEATS OR SEND AN EMAIL TO: COM_HELP@EKOCONTRACT.COM

DUE TO DESIGN AND SIZE OF PRODUCT, UP ROLL TEXTILES REQUIRE A LARGER THAN NORMAL PERCENTAGE TO PRODUCE. COM REQUIREMENTS HAVE BEEN BROKEN DOWN BY CROSS ROLL (CR) AND UP ROLL (UR) BELOW.

COM CR (YDS.) 3
COM UR (YDS.) 4.25
COL (SQ. FT.) 70
WEIGHT (LBS.) 40
CUBIC FEET 16

W 54.5
D 28
H 17.5

COM CR (YDS.) 3
COM UR (YDS.) 4.25
COL (SQ. FT.) 70
WEIGHT (LBS.) 40
CUBIC FEET 16

W 82
D 28
H 17.5

COM CR (YDS.) 4.5
COM UR (YDS.) 6.5
COL (SQ. FT.) 100
WEIGHT (LBS.) 50
CUBIC FEET 24

CUP HOLDER OPTIONS



WHITE CUP HOLDER
RIGHT HANDED POSITION **CRW** (ADD \$160 LIST)
LEFT HANDED POSITION **CLW** (ADD \$160 LIST)



BLACK CUP HOLDER
RIGHT HANDED POSITION **CRB** (ADD \$160 LIST)
LEFT HANDED POSITION **CLB** (ADD \$160 LIST)



TABLET CUP HOLDER
ATTACHES UNDER TABLET **TCH** (ADD \$65 LIST)

mod freestanding benches

PLAIN



PRODUCT SPECIFICATIONS

MOD IS AN EXPANSIVE FREESTANDING AND MODULAR LOUNGE COLLECTION CHARACTERIZED BY STRONG ARCHITECTURAL SIMPLICITY, TAILORED FORM-FITTING UPHOLSTERY, AND A MULTITUDE OF CLEANLY CONSTRUCTED COMPONENTS. A GENEROUS SCALE AND STYLISH INTERACTION CELEBRATE CONTEMPORARY AESTHETICS AND FUNCTION. CRISP BISCUIT-TUFTED OR PLAIN TIGHT SEAT AND BACK CUSHIONS EASILY ADAPT TO A VARIETY OF ENVIRONMENTS. A THOUGHTFULLY DESIGNED WOOD PANEL OUTER ARM, FOR FREESTANDING LOUNGE MODELS, ADDS POLISHED SOPHISTICATION AND FINESSE. AVAILABLE WITH WOOD OR SATIN NICKEL METAL LEGS.

MOD'S SUPERIOR CONSTRUCTION INCLUDES SOLID HARDWOOD AND CNC CUT FURNITURE GRADE PLYWOOD FRAMES. JOINTS ARE CORNER BLOCKED, GLUED, AND FASTENED FOR DURABILITY. TEXTILES ARE HAND-TAILORED OVER 100% POLYURETHANE FOAM THAT MEETS CAL 117 STANDARDS.

DESIGNED BY IDI.

FINISHES

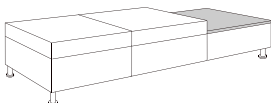
- 10** NATURAL
- 11** MONTICELLO
- 12** HUNTINGTON
- 13** WILD CHERRY
- 14** VERSAILLES
- 16** CAFELLE
- 53** LIGHT MAPLE
- 31** CINNAMON CHERRY
- 24** IMPERIAL CHERRY
- 15** EMPIRE MAHOGANY
- 46** ROYAL MAHOGANY
- 69** BOURBON MAHOGANY
- 64** APPALACHIAN MAHOGANY
- 42** LIGHT WALNUT
- 38** HERITAGE WALNUT
- 20** TRADITIONAL WALNUT
- 57** EBONY WALNUT
- 72** BLACK (LOW SHEEN)

MODEL DESCRIPTION

FABRIC LIST PRICE

		COM	CUE	2	3	4	5	6	7	8
MOD113SM	BENCH/BENCH/TABLE (METAL LEGS)	1,470	1,535	1,600	1,700	1,800	1,900	2,000	2,125	2,300
MOD113SW	BENCH/BENCH/TABLE (WOOD LEGS)	1,345	1,440	1,475	1,575	1,675	1,775	1,875	2,000	2,175

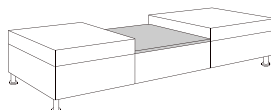
PLAIN SEAT WITH TABLE TO LEFT WHEN SEATED



VENEER TABLE TOPS STANDARD. LAMINATE AVAILABLE.
SEE SURFACE MATERIALS PAGE FOR STANDARD LAMINATE OPTIONS.

MOD123SM	BENCH/TABLE/BENCH (METAL LEGS)	1,470	1,535	1,600	1,700	1,800	1,900	2,000	2,125	2,300
MOD123SW	BENCH/TABLE/BENCH (WOOD LEGS)	1,345	1,440	1,475	1,575	1,675	1,775	1,875	2,000	2,175

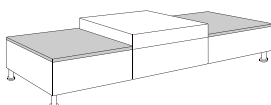
PLAIN SEAT WITH TABLE IN MIDDLE WHEN SEATED



VENEER TABLE TOPS STANDARD. LAMINATE AVAILABLE.
SEE SURFACE MATERIALS PAGE FOR STANDARD LAMINATE OPTIONS.

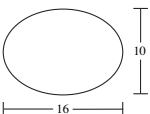
MOD133SM	TABLE/BENCH/TABLE (METAL LEGS)	1,820	1,860	1,900	2,000	2,100	2,200	2,300	2,400	2,575
MOD133SW	TABLE/BENCH/TABLE (WOOD LEGS)	1,695	1,735	1,775	1,875	1,975	2,075	2,175	2,275	2,450

PLAIN SEAT WITH TABLE ON ENDS WHEN SEATED



VENEER TABLE TOPS STANDARD. LAMINATE AVAILABLE.
SEE SURFACE MATERIALS PAGE FOR STANDARD LAMINATE OPTIONS.

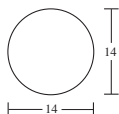
TABLET OPTIONS



MAPLE VENEER OVAL TABLET POLE
150 LB. WEIGHT RATING (ADD \$435 LIST)
RIGHT HANDED POSITION **OPWR**
LEFT HANDED POSITION **OPWL**



BLACK LAMINATE OVAL TABLET POLE
150 LB. WEIGHT RATING (ADD \$380 LIST)
RIGHT HANDED POSITION **OPLR**
LEFT HANDED POSITION **OPLL**



MAPLE VENEER CIRCLE TABLET POLE
150 LB. WEIGHT RATING (ADD \$435 LIST)
RIGHT HANDED POSITION **RPWR**
LEFT HANDED POSITION **RPWL**

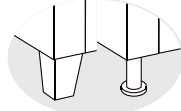


BLACK LAMINATE CIRCLE TABLET POLE
150 LB. WEIGHT RATING (ADD \$380 LIST)
RIGHT HANDED POSITION **RPLR**
LEFT HANDED POSITION **RPLL**

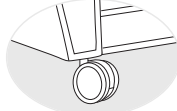
METAL PAINT COLORS

- S** STANDARD ALUMINUM
- PC1** MILK GLOSS
- PC2** CHARCOAL GLOSS
- PC3** OATMEAL GLOSS
- PC4** SILVER
- PC5** CHROME
- PC6** RAVEN

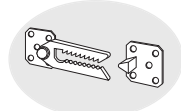
ADDITIONAL PRODUCT ORDERING OPTIONS



WOOD OR METAL LEGS
(STANDARD)



4AC CASTERS
FOUR ALUMINUM HOODED CASTERS, TWO REAR CASTERS ARE LOCKING. (NO UPCHARGE, USE METAL LEG PRICING)



LC GANGING CONNECTOR
PLEASE ORDER FURNITURE FROM LEFT TO RIGHT ACCORDING TO YOUR LAYOUT AND TAG COMPONENTS A-Z. ADD LC TO ITEMS THAT GANG. ONLY ADD LC WHEN ITEMS CONNECT. DO NOT ADD TO END RUN. (ADD \$75 LIST)



TO ORDER, SPECIFY:

1. MODEL NUMBER
2. LEG/TABLE FINISH
3. TABLET OPTION
4. FABRIC

LEATHER LIST PRICE

COL	C1	C2	C3	C4	C5	C6
	BASIC	FUNDAMENTAL	HAMPTON	VOLO	ANDES	VELLUTO PELLE

1,600	2,475	2,625	2,875	QUOTED UPON REQUEST		
1,475	2,350	2,500	2,750	QUOTED UPON REQUEST		

1,600	2,475	2,625	2,875	QUOTED UPON REQUEST		
1,475	2,350	2,500	2,750	QUOTED UPON REQUEST		

1,900	2,625	2,775	2,975	QUOTED UPON REQUEST		
1,775	2,500	2,650	2,850	QUOTED UPON REQUEST		

DIMENSIONS

W	82
D	28
H	17.5

FIGURES

YARDAGE REQUIREMENTS SHOWN ARE BASED ON NON-DIRECTIONAL 54" TEXTILES. REFER TO PAGE 3 FOR HELP WITH TEXTILES WITH REPEATS OR SEND AN EMAIL TO: COM_HELP@EKOCONTRACT.COM

DUE TO DESIGN AND SIZE OF PRODUCT, UP ROLL TEXTILES REQUIRE A LARGER THAN NORMAL PERCENTAGE TO PRODUCE. COM REQUIREMENTS HAVE BEEN BROKEN DOWN BY CROSS ROLL (CR) AND UP ROLL (UR) BELOW.

COM CR (YDS.) 5
COM UR (YDS.) 6.5
COL (SQ. FT.) 100
WEIGHT (LBS.) 50
CUBIC FEET 24

W	82
D	28
H	17.5

COM CR (YDS.) 5
COM UR (YDS.) 6.5
COL (SQ. FT.) 100
WEIGHT (LBS.) 50
CUBIC FEET 24

CUP HOLDER OPTIONS



WHITE CUP HOLDER
RIGHT HANDED POSITION **CRW** (ADD \$160 LIST)
LEFT HANDED POSITION **CLW** (ADD \$160 LIST)



BLACK CUP HOLDER
RIGHT HANDED POSITION **CRB** (ADD \$160 LIST)
LEFT HANDED POSITION **CLB** (ADD \$160 LIST)



TABLET CUP HOLDER
ATTACHES UNDER TABLET **TCH** (ADD \$65 LIST)

mod freestanding benches

TUFTED



PRODUCT SPECIFICATIONS

MOD IS AN EXPANSIVE FREESTANDING AND MODULAR LOUNGE COLLECTION CHARACTERIZED BY STRONG ARCHITECTURAL SIMPLICITY, TAILORED FORM-FITTING UPHOLSTERY, AND A MULTITUDE OF CLEANLY CONSTRUCTED COMPONENTS. A GENEROUS SCALE AND STYLISH INTERACTION CELEBRATE CONTEMPORARY AESTHETICS AND FUNCTION. CRISP BISCUIT-TUFTED OR PLAIN TIGHT SEAT AND BACK CUSHIONS EASILY ADAPT TO A VARIETY OF ENVIRONMENTS. A THOUGHTFULLY DESIGNED WOOD PANEL OUTER ARM, FOR FREESTANDING LOUNGE MODELS, ADDS POLISHED SOPHISTICATION AND FINESSE. AVAILABLE WITH WOOD OR SATIN NICKEL METAL LEGS.

MOD'S SUPERIOR CONSTRUCTION INCLUDES SOLID HARDWOOD AND CNC CUT FURNITURE GRADE PLYWOOD FRAMES. JOINTS ARE CORNER BLOCKED, GLUED, AND FASTENED FOR DURABILITY. TEXTILES ARE HAND-TAILORED OVER 100% POLYURETHANE FOAM THAT MEETS CAL 117 STANDARDS.

DESIGNED BY IDI.

FINISHES

- 10 NATURAL
- 11 MONTICELLO
- 12 HUNTINGTON
- 13 WILD CHERRY
- 14 VERSAILLES
- 16 CAFELLE
- 53 LIGHT MAPLE
- 31 CINNAMON CHERRY
- 24 IMPERIAL CHERRY
- 15 EMPIRE MAHOGANY
- 46 ROYAL MAHOGANY
- 69 BOURBON MAHOGANY
- 64 APPALACHIAN MAHOGANY
- 42 LIGHT WALNUT
- 38 HERITAGE WALNUT
- 20 TRADITIONAL WALNUT
- 57 EBONY WALNUT
- 72 BLACK (LOW SHEEN)

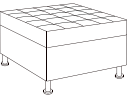
MODEL

DESCRIPTION

FABRIC LIST PRICE

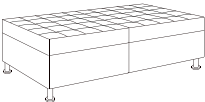
		COM	CUE	2	3	4	5	6	7	8
MOD1TM	ONE SEAT BENCH (METAL LEGS)	740	795	850	905	960	1,015	1,070	1,180	1,285
MOD1TW	ONE SEAT BENCH (WOOD LEGS)	615	670	725	780	835	890	945	1,055	1,160

TUFTED SEAT



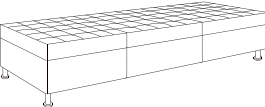
MOD2TM	TWO SEAT BENCH (METAL LEGS)	1,050	1,125	1,200	1,275	1,350	1,425	1,500	1,650	1,800
MOD2TW	TWO SEAT BENCH (WOOD LEGS)	925	1,000	1,075	1,150	1,225	1,300	1,375	1,525	1,675

TUFTED SEAT

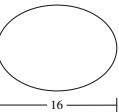


MOD3TM	THREE SEAT BENCH (METAL LEGS)	1,350	1,450	1,550	1,675	1,775	1,875	1,925	2,025	2,350
MOD3TW	THREE SEAT BENCH (WOOD LEGS)	1,225	1,325	1,425	1,550	1,650	1,750	1,800	1,900	2,225

TUFTED SEAT



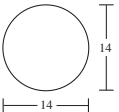
TABLET OPTIONS



MAPLE VENEER OVAL TABLET POLE
150 LB. WEIGHT RATING (ADD \$435 LIST)
RIGHT HANDED POSITION **OPWR**
LEFT HANDED POSITION **OPWL**



BLACK LAMINATE OVAL TABLET POLE
150 LB. WEIGHT RATING (ADD \$380 LIST)
RIGHT HANDED POSITION **OPLR**
LEFT HANDED POSITION **OPLL**



MAPLE VENEER CIRCLE TABLET POLE
150 LB. WEIGHT RATING (ADD \$435 LIST)
RIGHT HANDED POSITION **RPWR**
LEFT HANDED POSITION **RPWL**

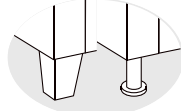


BLACK LAMINATE CIRCLE TABLET POLE
150 LB. WEIGHT RATING (ADD \$380 LIST)
RIGHT HANDED POSITION **RPLR**
LEFT HANDED POSITION **RPLL**

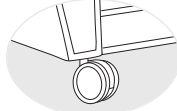
METAL PAINT COLORS

- S** STANDARD ALUMINUM
- PC1** MILK GLOSS
- PC2** CHARCOAL GLOSS
- PC3** OATMEAL GLOSS
- PC4** SILVER
- PC5** CHROME
- PC6** RAVEN

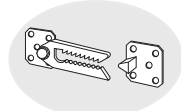
ADDITIONAL PRODUCT ORDERING OPTIONS



WOOD OR METAL LEGS
(STANDARD)



4AC CASTERS
FOUR ALUMINUM HOODED CASTERS, TWO REAR CASTERS ARE LOCKING. (NO UPCHARGE, USE METAL LEG PRICING)



LC GANGING CONNECTOR
PLEASE ORDER FURNITURE FROM LEFT TO RIGHT ACCORDING TO YOUR LAYOUT AND TAG COMPONENTS A-Z. ADD LC TO ITEMS THAT GANG. ONLY ADD LC WHEN ITEMS CONNECT. DO NOT ADD TO END RUN. (ADD \$75 LIST)



TO ORDER, SPECIFY:

1. MODEL NUMBER
2. LEG FINISH
3. TABLET OPTION
4. FABRIC

LEATHER LIST PRICE

COL	C1	C2	C3	C4	C5	C6
	BASIC	FUNDAMENTAL	HAMPTON	VOLO	ANDES	VELLUTO PELLE

850 1,390 1,485 1,650 QUOTED UPON REQUEST

725 1,265 1,360 1,525 QUOTED UPON REQUEST

1,200 1,925 2,060 2,275 QUOTED UPON REQUEST

1,075 1,800 1,935 2,150 QUOTED UPON REQUEST

1,500 2,575 2,775 3,050 QUOTED UPON REQUEST

1,375 2,450 2,650 2,925 QUOTED UPON REQUEST

DIMENSIONS

W 28
D 28
H 17.5

W 54.5
D 28
H 17.5

W 82
D 28
H 17.5

FIGURES

YARDAGE REQUIREMENTS SHOWN ARE BASED ON NON-DIRECTIONAL 54" TEXTILES. REFER TO PAGE 3 FOR HELP WITH TEXTILES WITH REPEATS OR SEND AN EMAIL TO: COM_HELP@EKOCONTRACT.COM

DUE TO DESIGN AND SIZE OF PRODUCT, UP ROLL TEXTILES REQUIRE A LARGER THAN NORMAL PERCENTAGE TO PRODUCE. COM REQUIREMENTS HAVE BEEN BROKEN DOWN BY CROSS ROLL (CR) AND UP ROLL (UR) BELOW.

COM CR (YDS.) 2.75
COM UR (YDS.) 3.5
COL (SQ. FT.) 40
WEIGHT (LBS.) 30
CUBIC FEET 8

COM CR (YDS.) 3.75
COM UR (YDS.) 5.75
COL (SQ. FT.) 70
WEIGHT (LBS.) 40
CUBIC FEET 16

COM CR (YDS.) 5.25
COM UR (YDS.) 8
COL (SQ. FT.) 100
WEIGHT (LBS.) 50
CUBIC FEET 24

CUP HOLDER OPTIONS



TABLET CUP HOLDER
ATTACHES UNDER TABLET TCH (ADD \$65 LIST)

mod freestanding benches

TUFTED



PRODUCT SPECIFICATIONS

MOD IS AN EXPANSIVE FREESTANDING AND MODULAR LOUNGE COLLECTION CHARACTERIZED BY STRONG ARCHITECTURAL SIMPLICITY, TAILORED FORM-FITTING UPHOLSTERY, AND A MULTITUDE OF CLEANLY CONSTRUCTED COMPONENTS. A GENEROUS SCALE AND STYLISH INTERACTION CELEBRATE CONTEMPORARY AESTHETICS AND FUNCTION. CRISP BISCUIT-TUFTED OR PLAIN TIGHT SEAT AND BACK CUSHIONS EASILY ADAPT TO A VARIETY OF ENVIRONMENTS. A THOUGHTFULLY DESIGNED WOOD PANEL OUTER ARM, FOR FREESTANDING LOUNGE MODELS, ADDS POLISHED SOPHISTICATION AND FINESSE. AVAILABLE WITH WOOD OR SATIN NICKEL METAL LEGS.

MOD'S SUPERIOR CONSTRUCTION INCLUDES SOLID HARDWOOD AND CNC CUT FURNITURE GRADE PLYWOOD FRAMES. JOINTS ARE CORNER BLOCKED, GLUED, AND FASTENED FOR DURABILITY. TEXTILES ARE HAND-TAILORED OVER 100% POLYURETHANE FOAM THAT MEETS CAL 117 STANDARDS.

DESIGNED BY IDI.

FINISHES

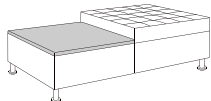
- 10 NATURAL
- 11 MONTICELLO
- 12 HUNTINGTON
- 13 WILD CHERRY
- 14 VERSAILLES
- 16 CAFELLE
- 53 LIGHT MAPLE
- 31 CINNAMON CHERRY
- 24 IMPERIAL CHERRY
- 15 EMPIRE MAHOGANY
- 46 ROYAL MAHOGANY
- 69 BOURBON MAHOGANY
- 64 APPALACHIAN MAHOGANY
- 42 LIGHT WALNUT
- 38 HERITAGE WALNUT
- 20 TRADITIONAL WALNUT
- 57 EBONY WALNUT
- 72 BLACK (LOW SHEEN)

MODEL DESCRIPTION

FABRIC LIST PRICE

		COM	CUE	2	3	4	5	6	7	8
MOD102TM	TABLE/BENCH (METAL LEGS)	1,220	1,275	1,330	1,390	1,450	1,510	1,570	1,690	1,810
MOD102TW	TABLE/BENCH (WOOD LEGS)	1,095	1,150	1,205	1,265	1,325	1,385	1,445	1,565	1,685

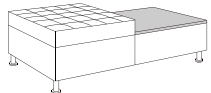
TUFTED SEAT WITH TABLE TO RIGHT WHEN SEATED



VENEER TABLE TOPS STANDARD. LAMINATE AVAILABLE.
SEE SURFACE MATERIALS PAGE FOR STANDARD LAMINATE OPTIONS.

MOD112TM	BENCH/TABLE (METAL LEGS)	1,220	1,275	1,330	1,390	1,450	1,510	1,570	1,690	1,810
MOD112TW	BENCH/TABLE (WOOD LEGS)	1,095	1,150	1,205	1,265	1,325	1,385	1,445	1,565	1,685

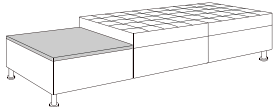
TUFTED SEAT WITH TABLE TO LEFT WHEN SEATED



VENEER TABLE TOPS STANDARD. LAMINATE AVAILABLE.
SEE SURFACE MATERIALS PAGE FOR STANDARD LAMINATE OPTIONS.

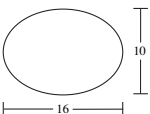
MOD103TM	TABLE/BENCH/BENCH (METAL LEGS)	1,570	1,635	1,700	1,800	1,900	2,000	2,100	2,225	2,400
MOD103TW	TABLE/BENCH/BENCH (WOOD LEGS)	1,445	1,510	1,575	1,675	1,775	1,875	1,975	2,100	2,275

TUFTED SEAT WITH TABLE TO RIGHT WHEN SEATED



VENEER TABLE TOPS STANDARD. LAMINATE AVAILABLE.
SEE SURFACE MATERIALS PAGE FOR STANDARD LAMINATE OPTIONS.

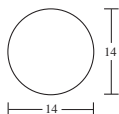
TABLET OPTIONS



MAPLE VENEER OVAL TABLET POLE
150 LB. WEIGHT RATING (ADD \$435 LIST)
RIGHT HANDED POSITION **OPWR**
LEFT HANDED POSITION **OPWL**



BLACK LAMINATE OVAL TABLET POLE
150 LB. WEIGHT RATING (ADD \$380 LIST)
RIGHT HANDED POSITION **OPLR**
LEFT HANDED POSITION **OPLL**



MAPLE VENEER CIRCLE TABLET POLE
150 LB. WEIGHT RATING (ADD \$435 LIST)
RIGHT HANDED POSITION **RPWR**
LEFT HANDED POSITION **RPWL**

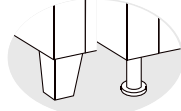


BLACK LAMINATE CIRCLE TABLET POLE
150 LB. WEIGHT RATING (ADD \$380 LIST)
RIGHT HANDED POSITION **RPLR**
LEFT HANDED POSITION **RPLL**

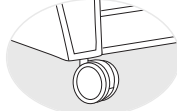
METAL PAINT COLORS

- S** STANDARD ALUMINUM
- PC1** MILK GLOSS
- PC2** CHARCOAL GLOSS
- PC3** OATMEAL GLOSS
- PC4** SILVER
- PC5** CHROME
- PC6** RAVEN

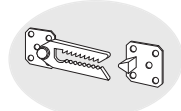
ADDITIONAL PRODUCT ORDERING OPTIONS



WOOD OR METAL LEGS
(STANDARD)



4AC CASTERS
FOUR ALUMINUM HOODED CASTERS, TWO REAR CASTERS ARE LOCKING. (NO UPCHARGE, USE METAL LEG PRICING)



LC GANGING CONNECTOR
PLEASE ORDER FURNITURE FROM LEFT TO RIGHT ACCORDING TO YOUR LAYOUT AND TAG COMMENTS A-Z. ADD LC TO ITEMS THAT GANG. ONLY ADD LC WHEN ITEMS CONNECT. DO NOT ADD TO END RUN. (ADD \$75 LIST)



TO ORDER, SPECIFY:

1. MODEL NUMBER
2. LEG/TABLE FINISH
3. TABLET OPTION
4. FABRIC

LEATHER LIST PRICE

COL	C1	C2	C3	C4	C5	C6
	BASIC	FUNDAMENTAL	HAMPTON	VOLO	ANDES	VELLUTO PELLE

1,325 1,910 2,015 2,190 QUOTED UPON REQUEST

1,200 1,785 1,890 2,065 QUOTED UPON REQUEST

1,325 1,910 2,015 2,190 QUOTED UPON REQUEST

1,200 1,785 1,890 2,065 QUOTED UPON REQUEST

1,750 2,625 2,775 3,025 QUOTED UPON REQUEST

1,625 2,500 2,650 2,900 QUOTED UPON REQUEST

DIMENSIONS

W 54.5
D 28
H 17.5

FIGURES

YARDAGE REQUIREMENTS SHOWN ARE BASED ON NON-DIRECTIONAL 54" TEXTILES. REFER TO PAGE 3 FOR HELP WITH TEXTILES WITH REPEATS OR SEND AN EMAIL TO: COM_HELP@EKOCONTRACT.COM

DUE TO DESIGN AND SIZE OF PRODUCT, UP ROLL TEXTILES REQUIRE A LARGER THAN NORMAL PERCENTAGE TO PRODUCE. COM REQUIREMENTS HAVE BEEN BROKEN DOWN BY CROSS ROLL (CR) AND UP ROLL (UR) BELOW.

COM CR (YDS.) 3
COM UR (YDS.) 4.25
COL (SQ. FT.) 70
WEIGHT (LBS.) 30
CUBIC FEET 16

W 54.5
D 28
H 17.5

COM CR (YDS.) 3
COM UR (YDS.) 4.25
COL (SQ. FT.) 70
WEIGHT (LBS.) 30
CUBIC FEET 16

W 82
D 28
H 17.5

COM CR (YDS.) 4.5
COM UR (YDS.) 6.5
COL (SQ. FT.) 100
WEIGHT (LBS.) 45
CUBIC FEET 24

CUP HOLDER OPTIONS



TABLET CUP HOLDER
ATTACHES UNDER TABLET TCH (ADD \$65 LIST)

mod freestanding benches

TUFTED



PRODUCT SPECIFICATIONS

MOD IS AN EXPANSIVE FREESTANDING AND MODULAR LOUNGE COLLECTION CHARACTERIZED BY STRONG ARCHITECTURAL SIMPLICITY, TAILORED FORM-FITTING UPHOLSTERY, AND A MULTITUDE OF CLEANLY CONSTRUCTED COMPONENTS. A GENEROUS SCALE AND STYLISH INTERACTION CELEBRATE CONTEMPORARY AESTHETICS AND FUNCTION. CRISP BISCUIT-TUFTED OR PLAIN TIGHT SEAT AND BACK CUSHIONS EASILY ADAPT TO A VARIETY OF ENVIRONMENTS. A THOUGHTFULLY DESIGNED WOOD PANEL OUTER ARM, FOR FREESTANDING LOUNGE MODELS, ADDS POLISHED SOPHISTICATION AND FINESSE. AVAILABLE WITH WOOD OR SATIN NICKEL METAL LEGS.

MOD'S SUPERIOR CONSTRUCTION INCLUDES SOLID HARDWOOD AND CNC CUT FURNITURE GRADE PLYWOOD FRAMES. JOINTS ARE CORNER BLOCKED, GLUED, AND FASTENED FOR DURABILITY. TEXTILES ARE HAND-TAILORED OVER 100% POLYURETHANE FOAM THAT MEETS CAL 117 STANDARDS.

DESIGNED BY IDI.

FINISHES

- 10 NATURAL
- 11 MONTICELLO
- 12 HUNTINGTON
- 13 WILD CHERRY
- 14 VERSAILLES
- 16 CAFELLE
- 53 LIGHT MAPLE
- 31 CINNAMON CHERRY
- 24 IMPERIAL CHERRY
- 15 EMPIRE MAHOGANY
- 46 ROYAL MAHOGANY
- 69 BOURBON MAHOGANY
- 64 APPALACHIAN MAHOGANY
- 42 LIGHT WALNUT
- 38 HERITAGE WALNUT
- 20 TRADITIONAL WALNUT
- 57 EBONY WALNUT
- 72 BLACK (LOW SHEEN)

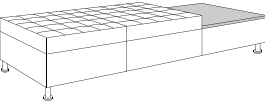
MODEL DESCRIPTION

FABRIC LIST PRICE

		COM	CUE	2	3	4	5	6	7	8
MOD113TM	BENCH/BENCH/TABLE (METAL LEGS)	1,570	1,635	1,700	1,800	1,900	2,000	2,100	2,225	2,400
MOD113TW	BENCH/BENCH/TABLE (WOOD LEGS)	1,445	1,510	1,575	1,675	1,775	1,875	1,975	2,100	2,275

TUFTED SEAT WITH TABLE TO LEFT WHEN SEATED

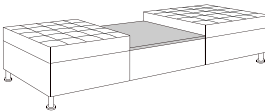
VENEER TABLE TOPS STANDARD. LAMINATE AVAILABLE.
SEE SURFACE MATERIALS PAGE FOR STANDARD LAMINATE OPTIONS.



MOD123TM	BENCH/TABLE/BENCH (METAL LEGS)	1,570	1,635	1,700	1,800	1,900	2,000	2,100	2,225	2,400
MOD123TW	BENCH/TABLE/BENCH (WOOD LEGS)	1,445	1,510	1,575	1,675	1,775	1,875	1,975	2,100	2,275

TUFTED SEAT WITH TABLE IN MIDDLE WHEN SEATED

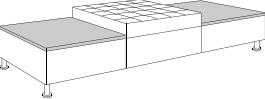
VENEER TABLE TOPS STANDARD. LAMINATE AVAILABLE.
SEE SURFACE MATERIALS PAGE FOR STANDARD LAMINATE OPTIONS.



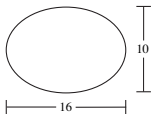
MOD133TM	TABLE/BENCH/TABLE (METAL LEGS)	1,895	1,935	1,975	2,075	2,175	2,275	2,375	2,475	2,650
MOD133TW	TABLE/BENCH/TABLE (WOOD LEGS)	1,770	1,810	1,850	1,950	2,050	2,150	2,250	2,350	2,525

TUFTED SEAT WITH TABLE ON ENDS WHEN SEATED

VENEER TABLE TOPS STANDARD. LAMINATE AVAILABLE.
SEE SURFACE MATERIALS PAGE FOR STANDARD LAMINATE OPTIONS.



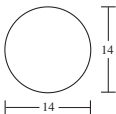
TABLET OPTIONS



MAPLE VENEER OVAL TABLET POLE
150 LB. WEIGHT RATING (ADD \$435 LIST)
RIGHT HANDED POSITION **OPWR**
LEFT HANDED POSITION **OPWL**



BLACK LAMINATE OVAL TABLET POLE
150 LB. WEIGHT RATING (ADD \$380 LIST)
RIGHT HANDED POSITION **OPLR**
LEFT HANDED POSITION **OPLL**



MAPLE VENEER CIRCLE TABLET POLE
150 LB. WEIGHT RATING (ADD \$435 LIST)
RIGHT HANDED POSITION **RPWR**
LEFT HANDED POSITION **RPWL**

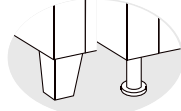


BLACK LAMINATE CIRCLE TABLET POLE
150 LB. WEIGHT RATING (ADD \$380 LIST)
RIGHT HANDED POSITION **RPLR**
LEFT HANDED POSITION **RPLL**

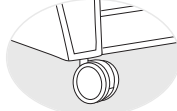
METAL PAINT COLORS

- S** STANDARD ALUMINUM
- PC1** MILK GLOSS
- PC2** CHARCOAL GLOSS
- PC3** OATMEAL GLOSS
- PC4** SILVER
- PC5** CHROME
- PC6** RAVEN

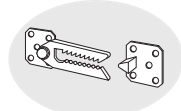
ADDITIONAL PRODUCT ORDERING OPTIONS



WOOD OR METAL LEGS
(STANDARD)



4AC CASTERS
FOUR ALUMINUM HOODED CASTERS, TWO REAR CASTERS ARE LOCKING. (NO UPCHARGE, USE METAL LEG PRICING)



LC GANGING CONNECTOR
PLEASE ORDER FURNITURE FROM LEFT TO RIGHT ACCORDING TO YOUR LAYOUT AND TAG COMPONENTS A-Z. ADD LC TO ITEMS THAT GANG. ONLY ADD LC WHEN ITEMS CONNECT. DO NOT ADD TO END RUN. (ADD \$75 LIST)



TO ORDER, SPECIFY:

1. MODEL NUMBER
2. LEG/TABLE FINISH
3. TABLET OPTION
4. FABRIC

LEATHER LIST PRICE

COL	C1	C2	C3	C4	C5	C6
	BASIC	FUNDAMENTAL	HAMPTON	VOLO	ANDES	VELLUTO PELLE

1,750	2,625	2,775	3,025	QUOTED UPON REQUEST
1,625	2,500	2,650	2,900	QUOTED UPON REQUEST

1,750	2,625	2,775	3,025	QUOTED UPON REQUEST
1,625	2,500	2,650	2,900	QUOTED UPON REQUEST

1,975	2,700	2,850	3,050	QUOTED UPON REQUEST
1,850	2,575	2,725	2,925	QUOTED UPON REQUEST

DIMENSIONS

W	82
D	28
H	17.5

W	82
D	28
H	17.5

W	82
D	28
H	17.5

FIGURES

YARDAGE REQUIREMENTS SHOWN ARE BASED ON NON-DIRECTIONAL 54" TEXTILES. REFER TO PAGE 3 FOR HELP WITH TEXTILES WITH REPEATS OR SEND AN EMAIL TO: COM_HELP@EKOCONTRACT.COM

DUE TO DESIGN AND SIZE OF PRODUCT, UP ROLL TEXTILES REQUIRE A LARGER THAN NORMAL PERCENTAGE TO PRODUCE. COM REQUIREMENTS HAVE BEEN BROKEN DOWN BY CROSS ROLL (CR) AND UP ROLL (UR) BELOW.

COM CR (YDS.) 5
COM UR (YDS.) 6.5
COL (SQ. FT.) 100
WEIGHT (LBS.) 50
CUBIC FEET 24

COM CR (YDS.) 5
COM UR (YDS.) 6.5
COL (SQ. FT.) 100
WEIGHT (LBS.) 50
CUBIC FEET 24

COM CR (YDS.) 4
COM UR (YDS.) 5
COL (SQ. FT.) 80
WEIGHT (LBS.) 50
CUBIC FEET 24

CUP HOLDER OPTIONS



TABLET CUP HOLDER
ATTACHES UNDER TABLET TCH (ADD \$65 LIST)

mod freestanding tables



PRODUCT SPECIFICATIONS

MOD IS AN EXPANSIVE FREESTANDING AND MODULAR LOUNGE COLLECTION CHARACTERIZED BY STRONG ARCHITECTURAL SIMPLICITY, TAILORED FORM-FITTING UPHOLSTERY, AND A MULTITUDE OF CLEANLY CONSTRUCTED COMPONENTS. A GENEROUS SCALE AND STYLISH INTERACTION CELEBRATE CONTEMPORARY AESTHETICS AND FUNCTION. CRISP BISCUIT-TUFTED OR PLAIN TIGHT SEAT AND BACK CUSHIONS EASILY ADAPT TO A VARIETY OF ENVIRONMENTS. A THOUGHTFULLY DESIGNED WOOD PANEL OUTER ARM, FOR FREESTANDING LOUNGE MODELS, ADDS POLISHED SOPHISTICATION AND FINESSE. AVAILABLE WITH WOOD OR SATIN NICKEL METAL LEGS.

MOD'S SUPERIOR CONSTRUCTION INCLUDES SOLID HARDWOOD AND CNC CUT FURNITURE GRADE PLYWOOD FRAMES. JOINTS ARE CORNER BLOCKED, GLUED, AND FASTENED FOR DURABILITY. TEXTILES ARE HAND-TAILORED OVER 100% POLYURETHANE FOAM THAT MEETS CAL 117 STANDARDS.

DESIGNED BY IDI.

FINISHES

- 10** NATURAL
- 11** MONTICELLO
- 12** HUNTINGTON
- 13** WILD CHERRY
- 14** VERSAILLES
- 16** CAFELLE
- 53** LIGHT MAPLE
- 31** CINNAMON CHERRY
- 24** IMPERIAL CHERRY
- 15** EMPIRE MAHOGANY
- 46** ROYAL MAHOGANY
- 69** BOURBON MAHOGANY
- 64** APPALACHIAN MAHOGANY
- 42** LIGHT WALNUT
- 38** HERITAGE WALNUT
- 20** TRADITIONAL WALNUT
- 57** EBONY WALNUT
- 72** BLACK (LOW SHEEN)

MODEL

DESCRIPTION

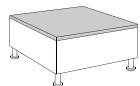
FABRIC LIST PRICE

COM CUE 2 3 4 5 6 7 8

MOD90FTM	90° TABLE (METAL LEGS)	860	885	910	935	960	985	1,010	1,060	1,110
MOD90FTW	90° TABLE (WOOD LEGS)	735	760	785	810	835	860	885	935	985

VEENEER OR LAMINATE TOP WITH FOUR LEGS. SPECIFY VEENEER OR LAMINATE COLOR USE AS FREESTANDING, INSIDE OR OUTSIDE TURN, OR INLINE TABLE

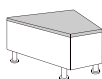
SEE SURFACE MATERIALS PAGE FOR STANDARD LAMINATE OPTIONS.



MODT30FSM	30° TABLE (METAL LEGS)	860	880	900	920	940	960	980	1,020	1,060
MODT30FSW	30° TABLE (WOOD LEGS)	735	755	775	795	815	835	855	895	935

VEENEER OR LAMINATE TOP FREESTANDING TABLE WITH FOUR LEGS SPECIFY VEENEER OR LAMINATE COLOR

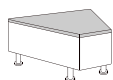
SEE SURFACE MATERIALS PAGE FOR STANDARD LAMINATE OPTIONS.



MODT45FSM	45° TABLE (METAL LEGS)	860	890	920	950	980	1,010	1,040	1,100	1,160
MODT45FSW	45° TABLE (WOOD LEGS)	735	765	795	825	855	885	915	975	1,035

VEENEER OR LAMINATE TOP FREESTANDING TABLE WITH FOUR LEGS SPECIFY VEENEER OR LAMINATE COLOR

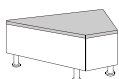
SEE SURFACE MATERIALS PAGE FOR STANDARD LAMINATE OPTIONS.



MODT60FSM	60° TABLE (METAL LEGS)	860	890	920	950	980	1,010	1,040	1,100	1,160
MODT60FSW	60° TABLE (WOOD LEGS)	735	765	795	825	855	885	915	975	1,035

VEENEER OR LAMINATE TOP FREESTANDING TABLE WITH FOUR LEGS SPECIFY VEENEER OR LAMINATE COLOR

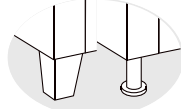
SEE SURFACE MATERIALS PAGE FOR STANDARD LAMINATE OPTIONS.



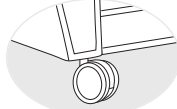
METAL PAINT COLORS

- S** STANDARD ALUMINUM
- PC1** MILK GLOSS
- PC2** CHARCOAL GLOSS
- PC3** OATMEAL GLOSS
- PC4** SILVER
- PC5** CHROME
- PC6** RAVEN

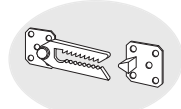
ADDITIONAL PRODUCT ORDERING OPTIONS



**WOOD OR
METAL LEGS**
(STANDARD)



**4AC
CASTERS**
FOUR ALUMINUM HOODED
CASTERS, TWO REAR CASTERS
ARE LOCKING. (NO UPCHARGE,
USE METAL LEG PRICING)



**LC
GANGING CONNECTOR**
PLEASE ORDER FURNITURE FROM LEFT
TO RIGHT ACCORDING TO YOUR LAYOUT
AND TAG COMPONENTS A-Z. ADD LC TO ITEMS
THAT GANG. ONLY ADD LC WHEN ITEMS
CONNECT. DO NOT ADD TO END RUN.
(ADD \$75 LIST)



TO ORDER, SPECIFY:

1. MODEL NUMBER
2. LEG/TABLE FINISH
3. FABRIC

LEATHER LIST PRICE

COL	C1	C2	C3	C4	C5	C6
	BASIC	FUNDAMENTAL	HAMPTON	VOLO	ANDES	VELLUTO PELLE

910 1,155 1,200 1,275 QUOTED UPON REQUEST

785 1,030 1,075 1,150 QUOTED UPON REQUEST

900 1,100 1,125 1,200 QUOTED UPON REQUEST

775 975 1,000 1,075 QUOTED UPON REQUEST

920 1,215 1,275 1,350 QUOTED UPON REQUEST

795 1,090 1,150 1,225 QUOTED UPON REQUEST

920 1,215 1,275 1,350 QUOTED UPON REQUEST

795 1,090 1,150 1,225 QUOTED UPON REQUEST

DIMENSIONS

W 31.25
D 31.25
H 15.5

W 25
D 28
H 15.5

W 32.5
D 28
H 15.5

W 41
D 28
H 15.5

FIGURES

YARDAGE REQUIREMENTS SHOWN
ARE BASED ON NON-DIRECTIONAL
54" TEXTILES. REFER TO PAGE 3
FOR HELP WITH TEXTILES WITH
REPEATS OR SEND AN EMAIL TO:
COM_HELP@EKOCONTRACT.COM

DUE TO DESIGN AND SIZE OF
PRODUCT, UP ROLL TEXTILES
REQUIRE A LARGER THAN NORMAL
PERCENTAGE TO PRODUCE.
COM REQUIREMENTS HAVE BEEN
BROKEN DOWN BY CROSS ROLL (CR)
AND UP ROLL (UR) BELOW.

COM CR (YDS.) 1.25
COM UR (YDS.) 1.75
COL (SQ. FT.) 20
WEIGHT (LBS.) 16
CUBIC FEET 10

COM (YDS.) 1
COL (SQ. FT.) 20
WEIGHT (LBS.) 14
CUBIC FEET 8

COM (YDS.) 1.5
COL (SQ. FT.) 30
WEIGHT (LBS.) 16
CUBIC FEET 10

COM (YDS.) 1.5
COL (SQ. FT.) 30
WEIGHT (LBS.) 20
CUBIC FEET 12

mod freestanding half rounds

SMALL



PRODUCT SPECIFICATIONS

MOD IS AN EXPANSIVE FREESTANDING AND MODULAR LOUNGE COLLECTION CHARACTERIZED BY STRONG ARCHITECTURAL SIMPLICITY, TAILORED FORM-FITTING UPHOLSTERY, AND A MULTITUDE OF CLEANLY CONSTRUCTED COMPONENTS. A GENEROUS SCALE AND STYLISH INTERACTION CELEBRATE CONTEMPORARY AESTHETICS AND FUNCTION. CRISP BISCUIT-TUFTED OR PLAIN TIGHT SEAT AND BACK CUSHIONS EASILY ADAPT TO A VARIETY OF ENVIRONMENTS. A THOUGHTFULLY DESIGNED WOOD PANEL OUTER ARM, FOR FREESTANDING LOUNGE MODELS, ADDS POLISHED SOPHISTICATION AND FINESSE. AVAILABLE WITH WOOD OR SATIN NICKEL METAL LEGS.

MOD'S SUPERIOR CONSTRUCTION INCLUDES SOLID HARDWOOD AND CNC CUT FURNITURE GRADE PLYWOOD FRAMES. JOINTS ARE CORNER BLOCKED, GLUED, AND FASTENED FOR DURABILITY. TEXTILES ARE HAND-TAILORED OVER 100% POLYURETHANE FOAM THAT MEETS CAL 117 STANDARDS.

DESIGNED BY IDI.

FINISHES

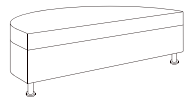
- 10** NATURAL
- 11** MONTICELLO
- 12** HUNTINGTON
- 13** WILD CHERRY
- 14** VERSAILLES
- 16** CAFELLE
- 53** LIGHT MAPLE
- 31** CINNAMON CHERRY
- 24** IMPERIAL CHERRY
- 15** EMPIRE MAHOGANY
- 46** ROYAL MAHOGANY
- 69** BOURBON MAHOGANY
- 64** APPALACHIAN MAHOGANY
- 42** LIGHT WALNUT
- 38** HERITAGE WALNUT
- 20** TRADITIONAL WALNUT
- 57** EBONY WALNUT
- 72** BLACK (LOW SHEEN)

MODEL DESCRIPTION

FABRIC LIST PRICE

		COM	CUE	2	3	4	5	6	7	8
MOD6SSM	SMALL HALF ROUND (METAL LEGS)	1,440	1,510	1,580	1,640	1,715	1,780	1,880	2,000	2,140
MOD6SSW	SMALL HALF ROUND (WOOD LEGS)	1,225	1,295	1,365	1,425	1,505	1,565	1,665	1,785	1,925

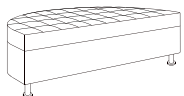
PLAIN UPHOLSTERED TOP WITH FOUR LEGS



FABRIC APPLIED UP THE ROLL ON THIS MODEL AND WILL REQUIRE UPHOLSTERY TO BE SEAMED. SEAMS WILL BE LOCATED IN CENTER ON TOP, FRONT, AND BACK OF UNITS.

MOD6STM	SMALL HALF ROUND (METAL LEGS)	1,590	1,660	1,730	1,790	1,870	1,930	2,030	2,150	2,290
MOD6STW	SMALL HALF ROUND (WOOD LEGS)	1,375	1,445	1,515	1,575	1,655	1,715	1,815	1,935	2,075

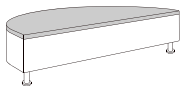
TUFTED UPHOLSTERED TOP WITH FOUR LEGS



FABRIC APPLIED UP THE ROLL ON THIS MODEL AND WILL REQUIRE UPHOLSTERY TO BE SEAMED. SEAMS WILL BE LOCATED IN CENTER ON TOP, FRONT, AND BACK OF UNITS.

MOD6SFTM	SMALL HALF ROUND (METAL LEGS)	1,740	1,785	1,830	1,865	1,900	1,935	1,975	2,065	2,140
MOD6SFTW	SMALL HALF ROUND (WOOD LEGS)	1,525	1,570	1,615	1,650	1,685	1,720	1,760	1,850	1,925

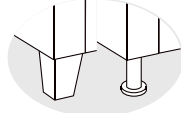
VENEER OR LAMINATE TOP WITH FOUR LEGS, SPECIFY VENEER OR LAMINATE COLOR. SEE SURFACE MATERIALS PAGE FOR STANDARD LAMINATE OPTIONS.



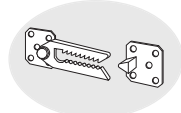
METAL PAINT COLORS

- S** STANDARD ALUMINUM
PC1 MILK GLOSS
PC2 CHARCOAL GLOSS
PC3 OATMEAL GLOSS
PC4 SILVER
PC5 CHROME
PC6 RAVEN

ADDITIONAL PRODUCT ORDERING OPTIONS



**WOOD OR
METAL LEGS**
(STANDARD)



**LC
GANGING CONNECTOR**
PLEASE ORDER FURNITURE FROM LEFT
TO RIGHT ACCORDING TO YOUR LAYOUT
AND TAG COMPONENTS A-Z. ADD LC TO ITEMS
THAT GANG. ONLY ADD LC WHEN ITEMS
CONNECT. DO NOT ADD TO END RUN.
(ADD \$75 LIST)



TO ORDER, SPECIFY:

1. MODEL NUMBER
2. LEG/TABLE FINISH
3. FABRIC

LEATHER LIST PRICE

COL	C1	C2	C3	C4	C5	C6
	BASIC	FUNDAMENTAL	HAMPTON	VOLO	ANDES	VELLUTO PELLE

1,580 2,265 2,390 2,590 QUOTED UPON REQUEST

1,365 2,050 2,175 2,375 QUOTED UPON REQUEST

1,730 2,415 2,540 2,740 QUOTED UPON REQUEST

1,515 2,200 2,325 2,525 QUOTED UPON REQUEST

1,830 2,125 2,290 2,390 QUOTED UPON REQUEST

1,615 2,000 2,075 2,175 QUOTED UPON REQUEST

DIMENSIONS

W 54.5
D 27.5
H 17.5

FIGURES

YARDAGE REQUIREMENTS SHOWN
ARE BASED ON NON-DIRECTIONAL
54" TEXTILES. REFER TO PAGE 3
FOR HELP WITH TEXTILES WITH
REPEATS OR SEND AN EMAIL TO:
COM_HELP@EKOCONTRACT.COM

COM (YDS.) 3.5
COL (SQ. FT.) 60
WEIGHT (LBS.) 40
CUBIC FEET 23

W 54.5
D 27.5
H 17.5

COM (YDS.) 3.5
COL (SQ. FT.) 60
WEIGHT (LBS.) 40
CUBIC FEET 23

W 54.5
D 27.5
H 17.5

COM (YDS.) 2
COL (SQ. FT.) 30
WEIGHT (LBS.) 40
CUBIC FEET 23

mod freestanding half rounds

LARGE



PRODUCT SPECIFICATIONS

MOD IS AN EXPANSIVE FREESTANDING AND MODULAR LOUNGE COLLECTION CHARACTERIZED BY STRONG ARCHITECTURAL SIMPLICITY, TAILORED FORM-FITTING UPHOLSTERY, AND A MULTITUDE OF CLEANLY CONSTRUCTED COMPONENTS. A GENEROUS SCALE AND STYLISH INTERACTION CELEBRATE CONTEMPORARY AESTHETICS AND FUNCTION. CRISP BISCUIT-TUFTED OR PLAIN TIGHT SEAT AND BACK CUSHIONS EASILY ADAPT TO A VARIETY OF ENVIRONMENTS. A THOUGHTFULLY DESIGNED WOOD PANEL OUTER ARM, FOR FREESTANDING LOUNGE MODELS, ADDS POLISHED SOPHISTICATION AND FINESSE. AVAILABLE WITH WOOD OR SATIN NICKEL METAL LEGS.

MOD'S SUPERIOR CONSTRUCTION INCLUDES SOLID HARDWOOD AND CNC CUT FURNITURE GRADE PLYWOOD FRAMES. JOINTS ARE CORNER BLOCKED, GLUED, AND FASTENED FOR DURABILITY. TEXTILES ARE HAND-TAILORED OVER 100% POLYURETHANE FOAM THAT MEETS CAL 117 STANDARDS.

DESIGNED BY IDI.

FINISHES

- 10 NATURAL
- 11 MONTICELLO
- 12 HUNTINGTON
- 13 WILD CHERRY
- 14 VERSAILLES
- 16 CAFELLE
- 53 LIGHT MAPLE
- 31 CINNAMON CHERRY
- 24 IMPERIAL CHERRY
- 15 EMPIRE MAHOGANY
- 46 ROYAL MAHOGANY
- 69 BOURBON MAHOGANY
- 64 APPALACHIAN MAHOGANY
- 42 LIGHT WALNUT
- 38 HERITAGE WALNUT
- 20 TRADITIONAL WALNUT
- 57 EBONY WALNUT
- 72 BLACK (LOW SHEEN)

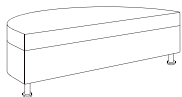
MODEL DESCRIPTION

FABRIC LIST PRICE

COM CUE 2 3 4 5 6 7 8

MOD7SSM	LARGE HALF ROUND (METAL LEGS)	1,490	1,575	1,665	1,765	1,865	1,965	2,065	2,265	2,365
MOD7SSW	LARGE HALF ROUND (WOOD LEGS)	1,275	1,360	1,450	1,550	1,650	1,750	1,850	2,050	2,150

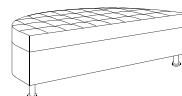
PLAIN UPHOLSTERED TOP WITH FOUR LEGS



FABRIC APPLIED UP THE ROLL ON THIS MODEL AND WILL REQUIRE UPHOLSTERY TO BE SEAMED. SEAMS WILL BE LOCATED IN CENTER ON TOP, FRONT, AND BACK OF UNITS.

MOD7STM	LARGE HALF ROUND (METAL LEGS)	1,640	1,725	1,815	1,915	2,015	2,115	2,215	2,415	2,515
MOD7STW	LARGE HALF ROUND (WOOD LEGS)	1,425	1,510	1,600	1,700	1,800	1,900	2,000	2,200	2,300

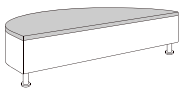
TUFTED UPHOLSTERED TOP WITH FOUR LEGS



FABRIC APPLIED UP THE ROLL ON THIS MODEL AND WILL REQUIRE UPHOLSTERY TO BE SEAMED. SEAMS WILL BE LOCATED IN CENTER ON TOP, FRONT, AND BACK OF UNITS.

MOD7SFTM	LARGE HALF ROUND (METAL LEGS)	1,790	1,835	1,880	1,915	1,950	1,985	2,050	2,115	2,190
MOD7SFTW	LARGE HALF ROUND (WOOD LEGS)	1,575	1,620	1,665	1,760	1,735	1,770	1,835	1,900	1,975

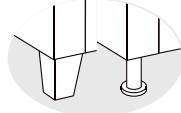
VENEER OR LAMINATE TOP WITH FOUR LEGS, SPECIFY VENEER OR LAMINATE COLOR. SEE SURFACE MATERIALS PAGE FOR STANDARD LAMINATE OPTIONS.



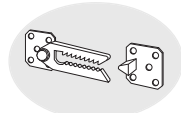
METAL PAINT COLORS

- S** STANDARD ALUMINUM
- PC1** MILK GLOSS
- PC2** CHARCOAL GLOSS
- PC3** OATMEAL GLOSS
- PC4** SILVER
- PC5** CHROME
- PC6** RAVEN

ADDITIONAL PRODUCT ORDERING OPTIONS



**WOOD OR
METAL LEGS**
(STANDARD)



**LC
GANGING CONNECTOR**
PLEASE ORDER FURNITURE FROM LEFT
TO RIGHT ACCORDING TO YOUR LAYOUT
AND TAG COMPONENTS A-Z. ADD LC TO ITEMS
THAT GANG. ONLY ADD LC WHEN ITEMS
CONNECT. DO NOT ADD TO END RUN.
(ADD \$75 LIST)



TO ORDER, SPECIFY:

1. MODEL NUMBER
2. LEG/TABLE FINISH
3. FABRIC

LEATHER LIST PRICE

COL	C1	C2	C3	C4	C5	C6
	BASIC	FUNDAMENTAL	HAMPTON	VOLO	ANDES	VELLUTO PELLE

1,665	2,465	2,615	2,840	QUOTED UPON REQUEST		
1,450	2,250	2,400	2,625	QUOTED UPON REQUEST		

1,815	2,615	2,765	2,990	QUOTED UPON REQUEST		
1,600	2,400	2,550	2,775	QUOTED UPON REQUEST		

1,880	2,265	2,340	2,440	QUOTED UPON REQUEST		
1,665	2,050	2,125	2,225	QUOTED UPON REQUEST		

DIMENSIONS

W	63.5
D	36
H	17.5

FIGURES

YARDAGE REQUIREMENTS SHOWN
ARE BASED ON NON-DIRECTIONAL
54" TEXTILES. REFER TO PAGE 3
FOR HELP WITH TEXTILES WITH
REPEATS OR SEND AN EMAIL TO:
COM_HELP@EKOCONTRACT.COM

COM (YDS.)	4.35
COL (SQ. FT.)	75
WEIGHT (LBS.)	35
CUBIC FEET	24

W	63.5
D	36
H	17.5

COM (YDS.)	4.35
COL (SQ. FT.)	75
WEIGHT (LBS.)	35
CUBIC FEET	24

W	63.5
D	36
H	17.5

COM (YDS.)	2
COL (SQ. FT.)	35
WEIGHT (LBS.)	35
CUBIC FEET	24

mod modular armless [31.5" depth]



PRODUCT SPECIFICATIONS

MOD IS AN EXPANSIVE FREESTANDING AND MODULAR LOUNGE COLLECTION CHARACTERIZED BY STRONG ARCHITECTURAL SIMPLICITY, TAILORED FORM-FITTING UPHOLSTERY, AND A MULTITUDE OF CLEANLY CONSTRUCTED COMPONENTS. A GENEROUS SCALE AND STYLISH INTERACTION CELEBRATE CONTEMPORARY AESTHETICS AND FUNCTION. CRISP BISCUIT-TUFTED OR PLAIN TIGHT SEAT AND BACK CUSHIONS EASILY ADAPT TO A VARIETY OF ENVIRONMENTS. A THOUGHTFULLY DESIGNED WOOD PANEL OUTER ARM, FOR FREESTANDING LOUNGE MODELS, ADDS POLISHED SOPHISTICATION AND FINESSE. AVAILABLE WITH WOOD OR SATIN NICKEL METAL LEGS.

MOD'S SUPERIOR CONSTRUCTION INCLUDES SOLID HARDWOOD AND CNC CUT FURNITURE GRADE PLYWOOD FRAMES. JOINTS ARE CORNER BLOCKED, GLUED, AND FASTENED FOR DURABILITY. TEXTILES ARE HAND-TAILORED OVER 100% POLYURETHANE FOAM THAT MEETS CAL 117 STANDARDS.

DESIGNED BY IDI.

FINISHES

- 10 NATURAL
- 11 MONTICELLO
- 12 HUNTINGTON
- 13 WILD CHERRY
- 14 VERSAILLES
- 16 CAFELLE
- 53 LIGHT MAPLE
- 31 CINNAMON CHERRY
- 24 IMPERIAL CHERRY
- 15 EMPIRE MAHOGANY
- 46 ROYAL MAHOGANY
- 69 BOURBON MAHOGANY
- 64 APPALACHIAN MAHOGANY
- 42 LIGHT WALNUT
- 38 HERITAGE WALNUT
- 20 TRADITIONAL WALNUT
- 57 EBONY WALNUT
- 72 BLACK (LOW SHEEN)

MODEL

DESCRIPTION

FABRIC LIST PRICE

COM CUE 2 3 4 5 6 7 8

MOD21SM	ARMLESS CLUB (METAL LEGS)	1,045	1,125	1,210	1,300	1,380	1,465	1,550	1,725	1,900
MOD21SW	ARMLESS CLUB (WOOD LEGS)	920	1,060	1,085	1,175	1,255	1,340	1,425	1,600	1,775

PLAIN SEAT/BACK

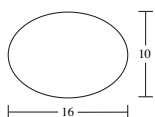


MOD21TM	ARMLESS CLUB (METAL LEGS)	1,195	1,275	1,360	1,450	1,530	1,615	1,700	1,875	2,050
MOD21TW	ARMLESS CLUB (WOOD LEGS)	1,070	1,150	1,235	1,325	1,405	1,490	1,575	1,750	1,925

TUFTED SEAT/BACK



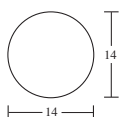
TABLET OPTIONS



MAPLE VENEER OVAL TABLET POLE
150 LB. WEIGHT RATING (ADD \$435 LIST)
RIGHT HANDED POSITION **OPWR**
LEFT HANDED POSITION **OPWL**



BLACK LAMINATE OVAL TABLET POLE
150 LB. WEIGHT RATING (ADD \$380 LIST)
RIGHT HANDED POSITION **OPLR**
LEFT HANDED POSITION **OPLL**



MAPLE VENEER CIRCLE TABLET POLE
150 LB. WEIGHT RATING (ADD \$435 LIST)
RIGHT HANDED POSITION **RPWR**
LEFT HANDED POSITION **RPWL**

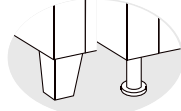


BLACK LAMINATE CIRCLE TABLET POLE
150 LB. WEIGHT RATING (ADD \$380 LIST)
RIGHT HANDED POSITION **RPLR**
LEFT HANDED POSITION **RPLL**

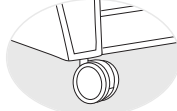
METAL PAINT COLORS

- S** STANDARD ALUMINUM
- PC1** MILK GLOSS
- PC2** CHARCOAL GLOSS
- PC3** OATMEAL GLOSS
- PC4** SILVER
- PC5** CHROME
- PC6** RAVEN

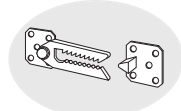
ADDITIONAL PRODUCT ORDERING OPTIONS



WOOD OR METAL LEGS
(STANDARD)



4AC CASTERS
FOUR ALUMINUM HOODED CASTERS, TWO REAR CASTERS ARE LOCKING. (NO UPCHARGE, USE METAL LEG PRICING)



LC GANGING CONNECTOR
PLEASE ORDER FURNITURE FROM LEFT TO RIGHT ACCORDING TO YOUR LAYOUT AND TAG COMPONENTS A-Z. ADD LC TO ITEMS THAT GANG. ONLY ADD LC WHEN ITEMS CONNECT. DO NOT ADD TO END RUN. (ADD \$75 LIST)



TO ORDER, SPECIFY:

1. MODEL NUMBER
2. LEG FINISH
3. TABLET OPTION
4. FABRIC

LEATHER LIST PRICE

COL	C1	C2	C3	C4	C5	C6
	BASIC	FUNDAMENTAL	HAMPTON	VOLO	ANDES	VELLUTO PELLE

1,210 2,050 2,200 2,425 QUOTED UPON REQUEST

1,085 1,925 2,075 2,300 QUOTED UPON REQUEST

1,360 2,200 2,350 2,575 QUOTED UPON REQUEST

1,235 2,075 2,225 2,450 QUOTED UPON REQUEST

DIMENSIONS

FIGURES

YARDAGE REQUIREMENTS SHOWN ARE BASED ON NON-DIRECTIONAL 54" TEXTILES. REFER TO PAGE 3 FOR HELP WITH TEXTILES WITH REPEATS OR SEND AN EMAIL TO: COM_HELP@EKOCONTRACT.COM

W	28
D	31.5
H	34
SW	28
SD	20.5
SH	17.5
BH	16.5

DUE TO DESIGN AND SIZE OF PRODUCT, UP ROLL TEXTILES REQUIRE A LARGER THAN NORMAL PERCENTAGE TO PRODUCE. COM REQUIREMENTS HAVE BEEN BROKEN DOWN BY CROSS ROLL (CR) AND UP ROLL (UR) BELOW.

COM CR (YDS.) 4.25
COM UR (YDS.) 5.75
COL (SQ. FT.) 80
WEIGHT (LBS.) 40
CUBIC FEET 18

W	28
D	31.5
H	34
SW	28
SD	20.5
SH	17.5
BH	16.5

COM CR (YDS.) 4.25
COM UR (YDS.) 5.75
COL (SQ. FT.) 80
WEIGHT (LBS.) 40
CUBIC FEET 18

CUP HOLDER OPTIONS



TABLET CUP HOLDER
ATTACHES UNDER TABLET TCH (ADD \$65 LIST)

mod modular arms

UPHOLSTERED STRAIGHT



PRODUCT SPECIFICATIONS

MOD IS AN EXPANSIVE FREESTANDING AND MODULAR LOUNGE COLLECTION CHARACTERIZED BY STRONG ARCHITECTURAL SIMPLICITY, TAILORED FORM-FITTING UPHOLSTERY, AND A MULTITUDE OF CLEANLY CONSTRUCTED COMPONENTS. A GENEROUS SCALE AND STYLISH INTERACTION CELEBRATE CONTEMPORARY AESTHETICS AND FUNCTION. CRISP BISCUIT-TUFTED OR PLAIN TIGHT SEAT AND BACK CUSHIONS EASILY ADAPT TO A VARIETY OF ENVIRONMENTS. A THOUGHTFULLY DESIGNED WOOD PANEL OUTER ARM, FOR FREESTANDING LOUNGE MODELS, ADDS POLISHED SOPHISTICATION AND FINESSE. AVAILABLE WITH WOOD OR SATIN NICKEL METAL LEGS.

MOD'S SUPERIOR CONSTRUCTION INCLUDES SOLID HARDWOOD AND CNC CUT FURNITURE GRADE PLYWOOD FRAMES. JOINTS ARE CORNER BLOCKED, GLUED, AND FASTENED FOR DURABILITY. TEXTILES ARE HAND-TAILORED OVER 100% POLYURETHANE FOAM THAT MEETS CAL 117 STANDARDS.

DESIGNED BY IDI.

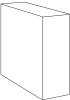
METAL PAINT COLORS

- S STANDARD ALUMINUM
- PC1 MILK GLOSS
- PC2 CHARCOAL GLOSS
- PC3 OATMEAL GLOSS
- PC4 SILVER
- PC5 CHROME
- PC6 RAVEN

MODEL	DESCRIPTION	FABRIC LIST PRICE							
		COM	CUE	2	3	4	5	6	7

MODA	STRAIGHT ARM (INTERVENING)	485	510	535	575	615	655	765	815	895
------	----------------------------	-----	-----	-----	-----	-----	-----	-----	-----	-----

FULLY UPHOLSTERED NO LEGS (REQUIRES TWO SETS OF GANGING HARDWARE)



MODA-ERL-M	LEFT END STRAIGHT ARM (METAL LEGS)	550	575	600	640	680	720	800	880	960
------------	------------------------------------	-----	-----	-----	-----	-----	-----	-----	-----	-----

FULLY UPHOLSTERED WITH TWO LEGS (REQUIRES ONE SET OF GANGING HARDWARE)

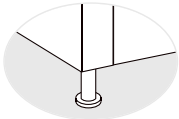


MODA-ERR-M	RIGHT END STRAIGHT ARM (METAL LEGS)	550	575	600	640	680	720	800	880	960
------------	-------------------------------------	-----	-----	-----	-----	-----	-----	-----	-----	-----

FULLY UPHOLSTERED WITH TWO LEGS (REQUIRES ONE SET OF GANGING HARDWARE)

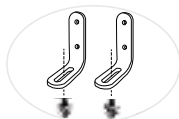


ADDITIONAL PRODUCT ORDERING OPTIONS



METAL LEGS (STANDARD)

WOOD LEGS ALSO
AVAILABLE ON ARMS.
SUBTRACT \$50 LIST



MG MOD GANGING CONNECTOR

ONE SET INCLUDES TWO BARS AND TWO BLACK LOBE
KNOBS. SOME ARM MODELS REQUIRE MULTIPLE SETS
OF GANGING CONNECTORS. SEE PRODUCT
DESCRIPTIONS FOR REQUIRED CONNECTOR DETAILS.
(ADD \$100 LIST)

TO ORDER, SPECIFY:

1. MODEL NUMBER
2. LEG FINISH
3. FABRIC

LEATHER LIST PRICE

COL	C1	C2	C3	C4	C5	C6
	BASIC	FUNDAMENTAL	HAMPTON	VOLO	ANDES	VELLUTO PELLE

535 915 1,055 1,215 QUOTED UPON REQUEST

600 980 1,120 1,280 QUOTED UPON REQUEST

600 980 1,120 1,280 QUOTED UPON REQUEST

DIMENSIONS

FIGURES

YARDAGE REQUIREMENTS SHOWN
ARE BASED ON NON-DIRECTIONAL
54" TEXTILES. REFER TO PAGE 3
FOR HELP WITH TEXTILES WITH
REPEATS OR SEND AN EMAIL TO:
COM_HELP@EKOCONTRACT.COM

W	10	COM (YDS.)	2
D	31.5	COL (SQ. FT.)	40
H	26	WEIGHT (LBS.)	8
		CUBIC FEET	6

W	10	COM (YDS.)	2
D	31.5	COL (SQ. FT.)	40
H	26	WEIGHT (LBS.)	9
		CUBIC FEET	6

W	10	COM (YDS.)	2
D	31.5	COL (SQ. FT.)	40
H	26	WEIGHT (LBS.)	9
		CUBIC FEET	6

mod modular arms

WOOD STRAIGHT



PRODUCT SPECIFICATIONS

MOD IS AN EXPANSIVE FREESTANDING AND MODULAR LOUNGE COLLECTION CHARACTERIZED BY STRONG ARCHITECTURAL SIMPLICITY, TAILORED FORM-FITTING UPHOLSTERY, AND A MULTITUDE OF CLEANLY CONSTRUCTED COMPONENTS. A GENEROUS SCALE AND STYLISH INTERACTION CELEBRATE CONTEMPORARY AESTHETICS AND FUNCTION. CRISP BISCUIT-TUFTED OR PLAIN TIGHT SEAT AND BACK CUSHIONS EASILY ADAPT TO A VARIETY OF ENVIRONMENTS. A THOUGHTFULLY DESIGNED WOOD PANEL OUTER ARM, FOR FREESTANDING LOUNGE MODELS, ADDS POLISHED SOPHISTICATION AND FINESSE. AVAILABLE WITH WOOD OR SATIN NICKEL METAL LEGS.

MOD'S SUPERIOR CONSTRUCTION INCLUDES SOLID HARDWOOD AND CNC CUT FURNITURE GRADE PLYWOOD FRAMES. JOINTS ARE CORNER BLOCKED, GLUED, AND FASTENED FOR DURABILITY. TEXTILES ARE HAND-TAILORED OVER 100% POLYURETHANE FOAM THAT MEETS CAL 117 STANDARDS.

DESIGNED BY IDI.

FINISHES

- 10** NATURAL
- 11** MONTICELLO
- 12** HUNTINGTON
- 13** WILD CHERRY
- 14** VERSAILLES
- 16** CAFELLE
- 53** LIGHT MAPLE
- 31** CINNAMON CHERRY
- 24** IMPERIAL CHERRY
- 15** EMPIRE MAHOGANY
- 46** ROYAL MAHOGANY
- 69** BOURBON MAHOGANY
- 64** APPALACHIAN MAHOGANY
- 42** LIGHT WALNUT
- 38** HERITAGE WALNUT
- 20** TRADITIONAL WALNUT
- 57** EBONY WALNUT
- 72** BLACK (LOW SHEEN)

MODEL

DESCRIPTION

LIST PRICE

WOOD

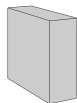
MODAF

STRAIGHT ARM (INTERVENING)

1,600

ALL WOOD NO LEGS (REQUIRES TWO SETS OF GANGING HARDWARE)

VENEER STANDARD. LAMINATE AVAILABLE.
SEE SURFACE MATERIALS PAGE FOR STANDARD LAMINATE OPTIONS.



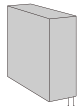
MODAF-ERL-M

LEFT END STRAIGHT ARM (METAL LEGS)

1,665

ALL WOOD WITH TWO LEGS (REQUIRES ONE SET OF GANGING HARDWARE)

VENEER STANDARD. LAMINATE AVAILABLE.
SEE SURFACE MATERIALS PAGE FOR STANDARD LAMINATE OPTIONS.



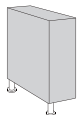
MODAF-ERR-M

RIGHT END STRAIGHT ARM (METAL LEGS)

1,665

ALL WOOD WITH TWO LEGS (REQUIRES ONE SET OF GANGING HARDWARE)

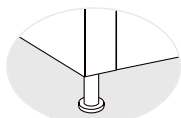
VENEER STANDARD. LAMINATE AVAILABLE.
SEE SURFACE MATERIALS PAGE FOR STANDARD LAMINATE OPTIONS.



METAL PAINT COLORS

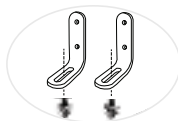
S STANDARD ALUMINUM
PC1 MILK GLOSS
PC2 CHARCOAL GLOSS
PC3 OATMEAL GLOSS
PC4 SILVER
PC5 CHROME
PC6 RAVEN

ADDITIONAL PRODUCT ORDERING OPTIONS



METAL LEGS
 (STANDARD)

WOOD LEGS ALSO
 AVAILABLE ON ARMS,
 SUBTRACT \$50 LIST



**MG
 MOD GANGING CONNECTOR**

ONE SET INCLUDES TWO BARS AND TWO BLACK LOBE
 KNOBS. SOME ARM MODELS REQUIRE MULTIPLE SETS
 OF GANGING CONNECTORS. SEE PRODUCT
 DESCRIPTIONS FOR REQUIRED CONNECTOR DETAILS.
 (ADD \$100 LIST)

TO ORDER, SPECIFY:

1. MODEL NUMBER
2. LEG FINISH

DIMENSIONS

FIGURES

YARDAGE REQUIREMENTS SHOWN
 ARE BASED ON NON-DIRECTIONAL
 54" TEXTILES. REFER TO PAGE 3
 FOR HELP WITH TEXTILES WITH
 REPEATS OR SEND AN EMAIL TO:
 COM_HELP@EKOCONTRACT.COM

W 10
 D 31.5
 H 26

WEIGHT (LBS.) 12
 CUBIC FEET 6

W 10
 D 31.5
 H 26

WEIGHT (LBS.) 13
 CUBIC FEET 6

W 10
 D 31.5
 H 26

WEIGHT (LBS.) 13
 CUBIC FEET 6



866 814 8356

www.ekcontract.com

mod modular arms

UPHOLSTERED 30 DEGREE



PRODUCT SPECIFICATIONS

MOD IS AN EXPANSIVE FREESTANDING AND MODULAR LOUNGE COLLECTION CHARACTERIZED BY STRONG ARCHITECTURAL SIMPLICITY, TAILORED FORM-FITTING UPHOLSTERY, AND A MULTITUDE OF CLEANLY CONSTRUCTED COMPONENTS. A GENEROUS SCALE AND STYLISH INTERACTION CELEBRATE CONTEMPORARY AESTHETICS AND FUNCTION. CRISP BISCUIT-TUFTED OR PLAIN TIGHT SEAT AND BACK CUSHIONS EASILY ADAPT TO A VARIETY OF ENVIRONMENTS. A THOUGHTFULLY DESIGNED WOOD PANEL OUTER ARM, FOR FREESTANDING LOUNGE MODELS, ADDS POLISHED SOPHISTICATION AND FINESSE. AVAILABLE WITH WOOD OR SATIN NICKEL METAL LEGS.

MOD'S SUPERIOR CONSTRUCTION INCLUDES SOLID HARDWOOD AND CNC CUT FURNITURE GRADE PLYWOOD FRAMES. JOINTS ARE CORNER BLOCKED, GLUED, AND FASTENED FOR DURABILITY. TEXTILES ARE HAND-TAILORED OVER 100% POLYURETHANE FOAM THAT MEETS CAL 117 STANDARDS.

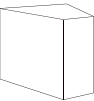
DESIGNED BY IDI.

METAL PAINT COLORS

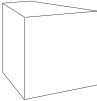
- S STANDARD ALUMINUM
- PC1 MILK GLOSS
- PC2 CHARCOAL GLOSS
- PC3 OATMEAL GLOSS
- PC4 SILVER
- PC5 CHROME
- PC6 RAVEN

MODEL	DESCRIPTION	FABRIC LIST PRICE								
		COM	CUE	2	3	4	5	6	7	8
MODA-30-IG	30° ARM INSIDE GANG (INTERVENING)	550	575	595	645	685	735	825	925	1,025
MODA-30-OG	30° ARM OUTSIDE GANG (INTERVENING)	550	575	595	645	685	735	825	925	1,025

FULLY UPHOLSTERED NO LEGS (REQUIRES TWO SETS OF GANGING HARDWARE)



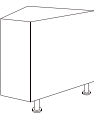
INSIDE GANG



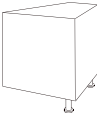
OUTSIDE GANG

MODA-30-IERL-M	LEFT END INSIDE 30° ARM (METAL LEGS)	615	640	660	710	750	800	890	990	1,090
MODA-30-OERL-M	LEFT END OUTSIDE 30° ARM (METAL LEGS)	615	640	660	710	750	800	890	990	1,090

FULLY UPHOLSTERED WITH TWO LEGS (REQUIRES ONE SET OF GANGING HARDWARE)



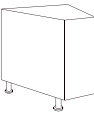
LEFT INSIDE



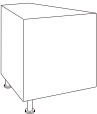
LEFT OUTSIDE

MODA-30-IERR-M	RIGHT END INSIDE 30° ARM (METAL LEGS)	615	640	660	710	750	800	890	990	1,090
MODA-30-OERR-M	RIGHT END OUTSIDE 30° ARM (METAL LEGS)	615	640	660	710	750	800	890	990	1,090

FULLY UPHOLSTERED WITH TWO LEGS (REQUIRES ONE SET OF GANGING HARDWARE)

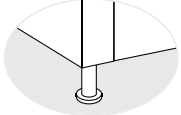


RIGHT INSIDE



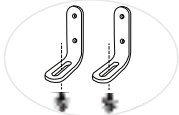
RIGHT OUTSIDE

ADDITIONAL PRODUCT ORDERING OPTIONS



METAL LEGS (STANDARD)

WOOD LEGS ALSO
AVAILABLE ON ARMS.
SUBTRACT \$50 LIST



MG MOD GANGING CONNECTOR

ONE SET INCLUDES TWO BARS AND TWO BLACK LOBE
KNOBS. SOME ARM MODELS REQUIRE MULTIPLE SETS
OF GANGING CONNECTORS. SEE PRODUCT
DESCRIPTIONS FOR REQUIRED CONNECTOR DETAILS.
(ADD \$100 LIST)

TO ORDER, SPECIFY:

1. MODEL NUMBER
2. LEG FINISH
3. FABRIC

LEATHER LIST PRICE

COL	C1	C2	C3	C4	C5	C6
	BASIC	FUNDAMENTAL	HAMPTON	VOLO	ANDES	VELLUTO PELLE

595 1,005 1,185 1,360 QUOTED UPON REQUEST

595 1,005 1,185 1,360 QUOTED UPON REQUEST

660 1,070 1,250 1,425 QUOTED UPON REQUEST

660 1,070 1,250 1,425 QUOTED UPON REQUEST

660 1,070 1,250 1,425 QUOTED UPON REQUEST

660 1,070 1,250 1,425 QUOTED UPON REQUEST

DIMENSIONS

FIGURES

YARDAGE REQUIREMENTS SHOWN
ARE BASED ON NON-DIRECTIONAL
54" TEXTILES. REFER TO PAGE 3
FOR HELP WITH TEXTILES WITH
REPEATS OR SEND AN EMAIL TO:
COM_HELP@EKOCONTRACT.COM

W 25
D 28
H 26

COM (YDS.) 2.75
COL (SQ. FT.) 55
WEIGHT (LBS.) 17
CUBIC FEET 11

W 25
D 28
H 26

COM (YDS.) 2.75
COL (SQ. FT.) 55
WEIGHT (LBS.) 17
CUBIC FEET 11

W 25
D 28
H 26

COM (YDS.) 2.75
COL (SQ. FT.) 55
WEIGHT (LBS.) 17
CUBIC FEET 11

mod modular arms

WOOD 30 DEGREE



PRODUCT SPECIFICATIONS

MOD IS AN EXPANSIVE FREESTANDING AND MODULAR LOUNGE COLLECTION CHARACTERIZED BY STRONG ARCHITECTURAL SIMPLICITY, TAILORED FORM-FITTING UPHOLSTERY, AND A MULTITUDE OF CLEANLY CONSTRUCTED COMPONENTS. A GENEROUS SCALE AND STYLISH INTERACTION CELEBRATE CONTEMPORARY AESTHETICS AND FUNCTION. CRISP BISCUIT-TUFTED OR PLAIN TIGHT SEAT AND BACK CUSHIONS EASILY ADAPT TO A VARIETY OF ENVIRONMENTS. A THOUGHTFULLY DESIGNED WOOD PANEL OUTER ARM, FOR FREESTANDING LOUNGE MODELS, ADDS POLISHED SOPHISTICATION AND FINESSE. AVAILABLE WITH WOOD OR SATIN NICKEL METAL LEGS.

MOD'S SUPERIOR CONSTRUCTION INCLUDES SOLID HARDWOOD AND CNC CUT FURNITURE GRADE PLYWOOD FRAMES. JOINTS ARE CORNER BLOCKED, GLUED, AND FASTENED FOR DURABILITY. TEXTILES ARE HAND-TAILORED OVER 100% POLYURETHANE FOAM THAT MEETS CAL 117 STANDARDS.

DESIGNED BY IDI.

FINISHES

- 10** NATURAL
- 11** MONTICELLO
- 12** HUNTINGTON
- 13** WILD CHERRY
- 14** VERSAILLES
- 16** CAFELLE
- 53** LIGHT MAPLE
- 31** CINNAMON CHERRY
- 24** IMPERIAL CHERRY
- 15** EMPIRE MAHOGANY
- 46** ROYAL MAHOGANY
- 69** BOURBON MAHOGANY
- 64** APPALACHIAN MAHOGANY
- 42** LIGHT WALNUT
- 38** HERITAGE WALNUT
- 20** TRADITIONAL WALNUT
- 57** EBONY WALNUT
- 72** BLACK (LOW SHEEN)

MODEL DESCRIPTION LIST PRICE

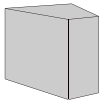
WOOD

MODEL	DESCRIPTION	LIST PRICE
MODAF-30-IG	30° ARM INSIDE GANG (INTERVENING)	1,685
MODAF-30-OG	30° ARM OUTSIDE GANG (INTERVENING)	1,685

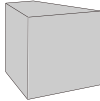
MODAF-30-IG	30° ARM INSIDE GANG (INTERVENING)	1,685
MODAF-30-OG	30° ARM OUTSIDE GANG (INTERVENING)	1,685

ALL WOOD NO LEGS (REQUIRES TWO SETS OF GANGING HARDWARE)

VENEER STANDARD. LAMINATE AVAILABLE.
SEE SURFACE MATERIALS PAGE FOR STANDARD LAMINATE OPTIONS.



INSIDE GANG



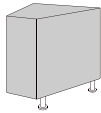
OUTSIDE GANG

MODAF-30-IERL-M	LEFT END INSIDE 30° ARM (METAL LEGS)	1,750
MODAF-30-OERL-M	LEFT END OUTSIDE 30° ARM (METAL LEGS)	1,750

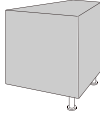
MODAF-30-IERL-M	LEFT END INSIDE 30° ARM (METAL LEGS)	1,750
MODAF-30-OERL-M	LEFT END OUTSIDE 30° ARM (METAL LEGS)	1,750

ALL WOOD WITH TWO LEGS (REQUIRES ONE SET OF GANGING HARDWARE)

VENEER STANDARD. LAMINATE AVAILABLE.
SEE SURFACE MATERIALS PAGE FOR STANDARD LAMINATE OPTIONS.



LEFT INSIDE



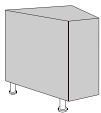
LEFT OUTSIDE

MODAF-30-IERR-M	RIGHT END INSIDE 30° ARM (METAL LEGS)	1,750
MODAF-30-OERR-M	RIGHT END OUTSIDE 30° ARM (METAL LEGS)	1,750

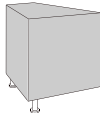
MODAF-30-IERR-M	RIGHT END INSIDE 30° ARM (METAL LEGS)	1,750
MODAF-30-OERR-M	RIGHT END OUTSIDE 30° ARM (METAL LEGS)	1,750

ALL WOOD WITH TWO LEGS (REQUIRES ONE SET OF GANGING HARDWARE)

VENEER STANDARD. LAMINATE AVAILABLE.
SEE SURFACE MATERIALS PAGE FOR STANDARD LAMINATE OPTIONS.



RIGHT INSIDE

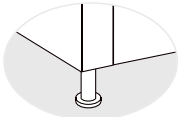


RIGHT OUTSIDE

METAL PAINT COLORS

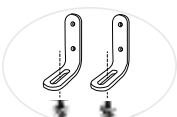
- S STANDARD ALUMINUM
- PC1 MILK GLOSS
- PC2 CHARCOAL GLOSS
- PC3 OATMEAL GLOSS
- PC4 SILVER
- PC5 CHROME
- PC6 RAVEN

ADDITIONAL PRODUCT ORDERING OPTIONS



METAL LEGS
(STANDARD)

WOOD LEGS ALSO
AVAILABLE ON ARMS,
SUBTRACT \$50 LIST



MG
MOD GANGING CONNECTOR

ONE SET INCLUDES TWO BARS AND TWO BLACK LOBE
KNOBS. SOME ARM MODELS REQUIRE MULTIPLE SETS
OF GANGING CONNECTORS. SEE PRODUCT
DESCRIPTIONS FOR REQUIRED CONNECTOR DETAILS.
(ADD \$100 LIST)

TO ORDER, SPECIFY:

- 1. MODEL NUMBER
- 2. LEG FINISH

DIMENSIONS

FIGURES

YARDAGE REQUIREMENTS SHOWN
ARE BASED ON NON-DIRECTIONAL
54" TEXTILES. REFER TO PAGE 3
FOR HELP WITH TEXTILES WITH
REPEATS OR SEND AN EMAIL TO:
COM_HELP@EKOCONTRACT.COM

W 25
D 28
H 26

WEIGHT (LBS.) 17
CUBIC FEET 11

W 25
D 28
H 26

WEIGHT (LBS.) 17
CUBIC FEET 11

W 25
D 28
H 26

WEIGHT (LBS.) 17
CUBIC FEET 11



866 814 8356

www.ekcontract.com

mod modular arms

UPHOLSTERED 45 DEGREE



PRODUCT SPECIFICATIONS

MOD IS AN EXPANSIVE FREESTANDING AND MODULAR LOUNGE COLLECTION CHARACTERIZED BY STRONG ARCHITECTURAL SIMPLICITY, TAILORED FORM-FITTING UPHOLSTERY, AND A MULTITUDE OF CLEANLY CONSTRUCTED COMPONENTS. A GENEROUS SCALE AND STYLISH INTERACTION CELEBRATE CONTEMPORARY AESTHETICS AND FUNCTION. CRISP BISCUIT-TUFTED OR PLAIN TIGHT SEAT AND BACK CUSHIONS EASILY ADAPT TO A VARIETY OF ENVIRONMENTS. A THOUGHTFULLY DESIGNED WOOD PANEL OUTER ARM, FOR FREESTANDING LOUNGE MODELS, ADDS POLISHED SOPHISTICATION AND FINESSE. AVAILABLE WITH WOOD OR SATIN NICKEL METAL LEGS.

MOD'S SUPERIOR CONSTRUCTION INCLUDES SOLID HARDWOOD AND CNC CUT FURNITURE GRADE PLYWOOD FRAMES. JOINTS ARE CORNER BLOCKED, GLUED, AND FASTENED FOR DURABILITY. TEXTILES ARE HAND-TAILORED OVER 100% POLYURETHANE FOAM THAT MEETS CAL 117 STANDARDS.

DESIGNED BY IDI.

METAL PAINT COLORS

- S** STANDARD ALUMINUM
- PC1** MILK GLOSS
- PC2** CHARCOAL GLOSS
- PC3** OATMEAL GLOSS
- PC4** SILVER
- PC5** CHROME
- PC6** RAVEN

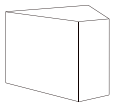
MODEL

DESCRIPTION

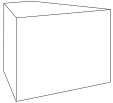
FABRIC LIST PRICE

		COM	CUE	2	3	4	5	6	7	8
MODA-45-IG	45° ARM INSIDE GANG (INTERVENING)	615	635	655	705	755	805	900	1,005	1,110
MODA-45-OG	45° ARM OUTSIDE GANG (INTERVENING)	615	635	655	705	755	805	900	1,005	1,110

FULLY UPHOLSTERED NO LEGS (REQUIRES TWO SETS OF GANGING HARDWARE)



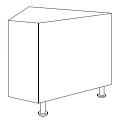
INSIDE GANG



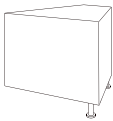
OUTSIDE GANG

MODA-45-IERL-M	LEFT END INSIDE 45° ARM (METAL LEGS)	680	700	720	770	820	870	965	1,070	1,175
MODA-45-OERL-M	LEFT END OUTSIDE 45° ARM (METAL LEGS)	680	700	720	770	820	870	965	1,070	1,175

FULLY UPHOLSTERED WITH TWO LEGS (REQUIRES ONE SET OF GANGING HARDWARE)



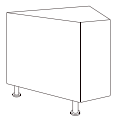
LEFT INSIDE



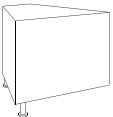
LEFT OUTSIDE

MODA-45-IERR-M	RIGHT END INSIDE 45° ARM (METAL LEGS)	680	700	720	770	820	870	965	1,070	1,175
MODA-45-OERR-M	RIGHT END OUTSIDE 45° ARM (METAL LEGS)	680	700	720	770	820	870	965	1,070	1,175

FULLY UPHOLSTERED WITH TWO LEGS (REQUIRES ONE SET OF GANGING HARDWARE)

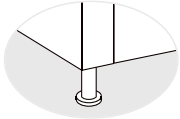


RIGHT INSIDE



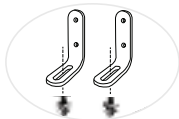
RIGHT OUTSIDE

ADDITIONAL PRODUCT ORDERING OPTIONS



METAL LEGS
(STANDARD)

WOOD LEGS ALSO
AVAILABLE ON ARMS.
SUBTRACT \$50 LIST



**MG
MOD GANGING CONNECTOR**

ONE SET INCLUDES TWO BARS AND TWO BLACK LOBE
KNOBS. SOME ARM MODELS REQUIRE MULTIPLE SETS
OF GANGING CONNECTORS. SEE PRODUCT
DESCRIPTIONS FOR REQUIRED CONNECTOR DETAILS.
(ADD \$100 LIST)

TO ORDER, SPECIFY:

1. MODEL NUMBER
2. LEG FINISH
3. FABRIC

LEATHER LIST PRICE

COL	C1	C2	C3	C4	C5	C6
	BASIC	FUNDAMENTAL	HAMPTON	VOLO	ANDES	VELLUTO PELLE

655 1,100 1,315 1,515 QUOTED UPON REQUEST

655 1,100 1,315 1,515 QUOTED UPON REQUEST

720 1,165 1,380 1,580 QUOTED UPON REQUEST

720 1,165 1,380 1,580 QUOTED UPON REQUEST

720 1,165 1,380 1,580 QUOTED UPON REQUEST

720 1,165 1,380 1,580 QUOTED UPON REQUEST

DIMENSIONS

FIGURES

YARDAGE REQUIREMENTS SHOWN
ARE BASED ON NON-DIRECTIONAL
54" TEXTILES. REFER TO PAGE 3
FOR HELP WITH TEXTILES WITH
REPEATS OR SEND AN EMAIL TO:
COM_HELP@EKOCONTRACT.COM

W 32.5
D 28
H 26

COM (YDS.) 3.5
COL (SQ. FT.) 60
WEIGHT (LBS.) 20
CUBIC FEET 14

W 32.5
D 28
H 26

COM (YDS.) 3.5
COL (SQ. FT.) 60
WEIGHT (LBS.) 20
CUBIC FEET 14

W 32.5
D 28
H 26

COM (YDS.) 3.5
COL (SQ. FT.) 60
WEIGHT (LBS.) 20
CUBIC FEET 14

mod modular arms

WOOD 45 DEGREE



PRODUCT SPECIFICATIONS

MOD IS AN EXPANSIVE FREESTANDING AND MODULAR LOUNGE COLLECTION CHARACTERIZED BY STRONG ARCHITECTURAL SIMPLICITY, TAILORED FORM-FITTING UPHOLSTERY, AND A MULTITUDE OF CLEANLY CONSTRUCTED COMPONENTS. A GENEROUS SCALE AND STYLISH INTERACTION CELEBRATE CONTEMPORARY AESTHETICS AND FUNCTION. CRISP BISCUIT-TUFTED OR PLAIN TIGHT SEAT AND BACK CUSHIONS EASILY ADAPT TO A VARIETY OF ENVIRONMENTS. A THOUGHTFULLY DESIGNED WOOD PANEL OUTER ARM, FOR FREESTANDING LOUNGE MODELS, ADDS POLISHED SOPHISTICATION AND FINESSE. AVAILABLE WITH WOOD OR SATIN NICKEL METAL LEGS.

MOD'S SUPERIOR CONSTRUCTION INCLUDES SOLID HARDWOOD AND CNC CUT FURNITURE GRADE PLYWOOD FRAMES. JOINTS ARE CORNER BLOCKED, GLUED, AND FASTENED FOR DURABILITY. TEXTILES ARE HAND-TAILORED OVER 100% POLYURETHANE FOAM THAT MEETS CAL 117 STANDARDS.

DESIGNED BY IDI.

FINISHES

- 10** NATURAL
- 11** MONTICELLO
- 12** HUNTINGTON
- 13** WILD CHERRY
- 14** VERSAILLES
- 16** CAFELLE
- 53** LIGHT MAPLE
- 31** CINNAMON CHERRY
- 24** IMPERIAL CHERRY
- 15** EMPIRE MAHOGANY
- 46** ROYAL MAHOGANY
- 69** BOURBON MAHOGANY
- 64** APPALACHIAN MAHOGANY
- 42** LIGHT WALNUT
- 38** HERITAGE WALNUT
- 20** TRADITIONAL WALNUT
- 57** EBONY WALNUT
- 72** BLACK (LOW SHEEN)

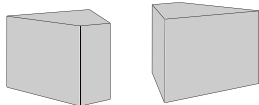
MODEL DESCRIPTION LIST PRICE

WOOD

MODEL	DESCRIPTION	LIST PRICE
MODAF-45-IG	45° ARM INSIDE GANG (INTERVENING)	1,775
MODAF-45-OG	45° ARM OUTSIDE GANG (INTERVENING)	1,775

ALL WOOD NO LEGS (REQUIRES TWO SETS OF GANGING HARDWARE)

VENEER STANDARD. LAMINATE AVAILABLE.
SEE SURFACE MATERIALS PAGE FOR STANDARD LAMINATE OPTIONS.

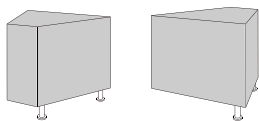


INSIDE GANG OUTSIDE GANG

MODAF-45-IERL-M	LEFT END INSIDE 45° ARM (METAL LEGS)	1,840
MODAF-45-OERL-M	LEFT END OUTSIDE 45° ARM (METAL LEGS)	1,840

ALL WOOD WITH TWO LEGS (REQUIRES ONE SET OF GANGING HARDWARE)

VENEER STANDARD. LAMINATE AVAILABLE.
SEE SURFACE MATERIALS PAGE FOR STANDARD LAMINATE OPTIONS.

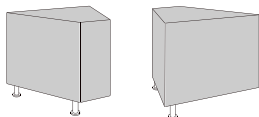


LEFT INSIDE LEFT OUTSIDE

MODAF-45-IERR-M	RIGHT END INSIDE 45° ARM (METAL LEGS)	1,840
MODAF-45-OERR-M	RIGHT END OUTSIDE 45° ARM (METAL LEGS)	1,840

ALL WOOD WITH TWO LEGS (REQUIRES ONE SET OF GANGING HARDWARE)

VENEER STANDARD. LAMINATE AVAILABLE.
SEE SURFACE MATERIALS PAGE FOR STANDARD LAMINATE OPTIONS.

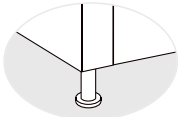


RIGHT INSIDE RIGHT OUTSIDE

METAL PAINT COLORS

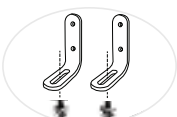
- S STANDARD ALUMINUM
- PC1 MILK GLOSS
- PC2 CHARCOAL GLOSS
- PC3 OATMEAL GLOSS
- PC4 SILVER
- PC5 CHROME
- PC6 RAVEN

ADDITIONAL PRODUCT ORDERING OPTIONS



METAL LEGS
(STANDARD)

WOOD LEGS ALSO
AVAILABLE ON ARMS,
SUBTRACT \$50 LIST



MG
MOD GANGING CONNECTOR

ONE SET INCLUDES TWO BARS AND TWO BLACK LOBE
KNOBS. SOME ARM MODELS REQUIRE MULTIPLE SETS
OF GANGING CONNECTORS. SEE PRODUCT
DESCRIPTIONS FOR REQUIRED CONNECTOR DETAILS.
(ADD \$100 LIST)

TO ORDER, SPECIFY:

- 1. MODEL NUMBER
- 2. LEG FINISH

DIMENSIONS		FIGURES
		YARDAGE REQUIREMENTS SHOWN ARE BASED ON NON-DIRECTIONAL 54" TEXTILES. REFER TO PAGE 3 FOR HELP WITH TEXTILES WITH REPEATS OR SEND AN EMAIL TO: COM_HELP@EKOCONTRACT.COM
W	32.5	WEIGHT (LBS.) 20
D	28	CUBIC FEET 14
H	26	

W	32.5	WEIGHT (LBS.) 20
D	28	CUBIC FEET 14
H	26	

W	32.5	WEIGHT (LBS.) 20
D	28	CUBIC FEET 14
H	26	



866 814 8356

www.ekcontract.com

mod modular arms

UPHOLSTERED 60 DEGREE



PRODUCT SPECIFICATIONS

MOD IS AN EXPANSIVE FREESTANDING AND MODULAR LOUNGE COLLECTION CHARACTERIZED BY STRONG ARCHITECTURAL SIMPLICITY, TAILORED FORM-FITTING UPHOLSTERY, AND A MULTITUDE OF CLEANLY CONSTRUCTED COMPONENTS. A GENEROUS SCALE AND STYLISH INTERACTION CELEBRATE CONTEMPORARY AESTHETICS AND FUNCTION. CRISP BISCUIT-TUFTED OR PLAIN TIGHT SEAT AND BACK CUSHIONS EASILY ADAPT TO A VARIETY OF ENVIRONMENTS. A THOUGHTFULLY DESIGNED WOOD PANEL OUTER ARM, FOR FREESTANDING LOUNGE MODELS, ADDS POLISHED SOPHISTICATION AND FINESSE. AVAILABLE WITH WOOD OR SATIN NICKEL METAL LEGS.

MOD'S SUPERIOR CONSTRUCTION INCLUDES SOLID HARDWOOD AND CNC CUT FURNITURE GRADE PLYWOOD FRAMES. JOINTS ARE CORNER BLOCKED, GLUED, AND FASTENED FOR DURABILITY. TEXTILES ARE HAND-TAILORED OVER 100% POLYURETHANE FOAM THAT MEETS CAL 117 STANDARDS.

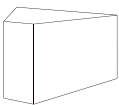
DESIGNED BY IDI.

METAL PAINT COLORS

- S** STANDARD ALUMINUM
- PC1** MILK GLOSS
- PC2** CHARCOAL GLOSS
- PC3** OATMEAL GLOSS
- PC4** SILVER
- PC5** CHROME
- PC6** RAVEN

MODEL	DESCRIPTION	FABRIC LIST PRICE								
		COM	CUE	2	3	4	5	6	7	8
MODA-60-IG	60° ARM INSIDE GANG (INTERVENING)	665	690	720	775	830	885	990	1,105	1,215
MODA-60-OG	60° ARM OUTSIDE GANG (INTERVENING)	665	690	720	775	830	885	990	1,105	1,215

FULLY UPHOLSTERED NO LEGS (REQUIRES TWO SETS OF GANGING HARDWARE)



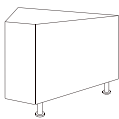
INSIDE GANG



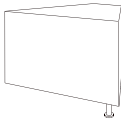
OUTSIDE GANG

MODA-60-IERL-M	LEFT END INSIDE 60° ARM (METAL LEGS)	730	755	785	840	895	950	1,055	1,170	1,280
MODA-60-OERL-M	LEFT END OUTSIDE 60° ARM (METAL LEGS)	730	755	785	840	895	950	1,055	1,170	1,280

FULLY UPHOLSTERED WITH TWO LEGS (REQUIRES ONE SET OF GANGING HARDWARE)



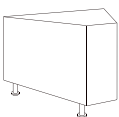
LEFT INSIDE



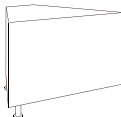
LEFT OUTSIDE

MODA-60-IERR-M	RIGHT END INSIDE 60° ARM (METAL LEGS)	730	755	785	840	895	950	1,055	1,170	1,280
MODA-60-OERR-M	RIGHT END OUTSIDE 60° ARM (METAL LEGS)	730	755	785	840	895	950	1,055	1,170	1,280

FULLY UPHOLSTERED WITH TWO LEGS (REQUIRES ONE SET OF GANGING HARDWARE)

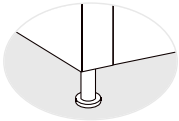


RIGHT INSIDE



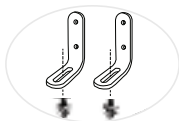
RIGHT OUTSIDE

ADDITIONAL PRODUCT ORDERING OPTIONS



METAL LEGS (STANDARD)

WOOD LEGS ALSO
AVAILABLE ON ARMS.
SUBTRACT \$50 LIST



MG MOD GANGING CONNECTOR

ONE SET INCLUDES TWO BARS AND TWO BLACK LOBE
KNOBS. SOME ARM MODELS REQUIRE MULTIPLE SETS
OF GANGING CONNECTORS. SEE PRODUCT
DESCRIPTIONS FOR REQUIRED CONNECTOR DETAILS.
(ADD \$100 LIST)

TO ORDER, SPECIFY:

1. MODEL NUMBER
2. LEG FINISH
3. FABRIC

LEATHER LIST PRICE

COL	C1	C2	C3	C4	C5	C6
	BASIC	FUNDAMENTAL	HAMPTON	VOLO	ANDES	VELLUTO PELLE

720 1,210 1,450 1,645 QUOTED UPON REQUEST

720 1,210 1,450 1,645 QUOTED UPON REQUEST

785 1,275 1,515 1,710 QUOTED UPON REQUEST

785 1,275 1,515 1,710 QUOTED UPON REQUEST

785 1,275 1,515 1,710 QUOTED UPON REQUEST

785 1,275 1,515 1,710 QUOTED UPON REQUEST

DIMENSIONS

FIGURES

YARDAGE REQUIREMENTS SHOWN
ARE BASED ON NON-DIRECTIONAL
54" TEXTILES. REFER TO PAGE 3
FOR HELP WITH TEXTILES WITH
REPEATS OR SEND AN EMAIL TO:
COM_HELP@EKOCONTRACT.COM

W 41
D 28
H 26

COM (YDS.) 3.5
COL (SQ. FT.) 60
WEIGHT (LBS.) 20
CUBIC FEET 18

W 41
D 28
H 26

COM (YDS.) 3.5
COL (SQ. FT.) 60
WEIGHT (LBS.) 20
CUBIC FEET 18

W 41
D 28
H 26

COM (YDS.) 3.5
COL (SQ. FT.) 60
WEIGHT (LBS.) 20
CUBIC FEET 18

mod modular arms

WOOD 60 DEGREE



PRODUCT SPECIFICATIONS

MOD IS AN EXPANSIVE FREESTANDING AND MODULAR LOUNGE COLLECTION CHARACTERIZED BY STRONG ARCHITECTURAL SIMPLICITY, TAILORED FORM-FITTING UPHOLSTERY, AND A MULTITUDE OF CLEANLY CONSTRUCTED COMPONENTS. A GENEROUS SCALE AND STYLISH INTERACTION CELEBRATE CONTEMPORARY AESTHETICS AND FUNCTION. CRISP BISCUIT-TUFTED OR PLAIN TIGHT SEAT AND BACK CUSHIONS EASILY ADAPT TO A VARIETY OF ENVIRONMENTS. A THOUGHTFULLY DESIGNED WOOD PANEL OUTER ARM, FOR FREESTANDING LOUNGE MODELS, ADDS POLISHED SOPHISTICATION AND FINESSE. AVAILABLE WITH WOOD OR SATIN NICKEL METAL LEGS.

MOD'S SUPERIOR CONSTRUCTION INCLUDES SOLID HARDWOOD AND CNC CUT FURNITURE GRADE PLYWOOD FRAMES. JOINTS ARE CORNER BLOCKED, GLUED, AND FASTENED FOR DURABILITY. TEXTILES ARE HAND-TAILORED OVER 100% POLYURETHANE FOAM THAT MEETS CAL 117 STANDARDS.

DESIGNED BY IDI.

FINISHES

- 10** NATURAL
- 11** MONTICELLO
- 12** HUNTINGTON
- 13** WILD CHERRY
- 14** VERSAILLES
- 16** CAFELLE
- 53** LIGHT MAPLE
- 31** CINNAMON CHERRY
- 24** IMPERIAL CHERRY
- 15** EMPIRE MAHOGANY
- 46** ROYAL MAHOGANY
- 69** BOURBON MAHOGANY
- 64** APPALACHIAN MAHOGANY
- 42** LIGHT WALNUT
- 38** HERITAGE WALNUT
- 20** TRADITIONAL WALNUT
- 57** EBONY WALNUT
- 72** BLACK (LOW SHEEN)

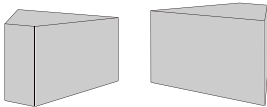
MODEL DESCRIPTION LIST PRICE

WOOD

MODAF-60-IG	60° ARM INSIDE GANG (INTERVENING)	1,870
MODAF-60-OG	60° ARM OUTSIDE GANG (INTERVENING)	1,870

ALL WOOD NO LEGS (REQUIRES TWO SETS OF GANGING HARDWARE)

VENEER STANDARD. LAMINATE AVAILABLE.
SEE SURFACE MATERIALS PAGE FOR STANDARD LAMINATE OPTIONS.

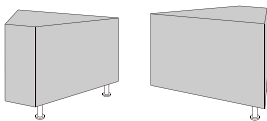


INSIDE GANG OUTSIDE GANG

MODAF-60-IERL-M	LEFT END INSIDE 60° ARM (METAL LEGS)	1,935
MODAF-60-OERL-M	LEFT END OUTSIDE 60° ARM (METAL LEGS)	1,935

ALL WOOD WITH TWO LEGS (REQUIRES ONE SET OF GANGING HARDWARE)

VENEER STANDARD. LAMINATE AVAILABLE.
SEE SURFACE MATERIALS PAGE FOR STANDARD LAMINATE OPTIONS.

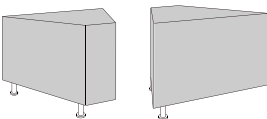


LEFT INSIDE LEFT OUTSIDE

MODAF-60-IERR-M	RIGHT END INSIDE 60° ARM (METAL LEGS)	1,935
MODAF-60-OERR-M	RIGHT END OUTSIDE 60° ARM (METAL LEGS)	1,935

ALL WOOD WITH TWO LEGS (REQUIRES ONE SET OF GANGING HARDWARE)

VENEER STANDARD. LAMINATE AVAILABLE.
SEE SURFACE MATERIALS PAGE FOR STANDARD LAMINATE OPTIONS.

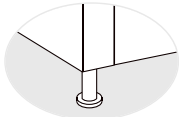


RIGHT INSIDE RIGHT OUTSIDE

METAL PAINT COLORS

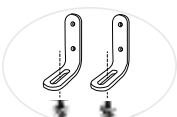
- S STANDARD ALUMINUM
- PC1 MILK GLOSS
- PC2 CHARCOAL GLOSS
- PC3 OATMEAL GLOSS
- PC4 SILVER
- PC5 CHROME
- PC6 RAVEN

ADDITIONAL PRODUCT ORDERING OPTIONS



METAL LEGS
(STANDARD)

WOOD LEGS ALSO
AVAILABLE ON ARMS,
SUBTRACT \$50 LIST



MG
MOD GANGING CONNECTOR

ONE SET INCLUDES TWO BARS AND TWO BLACK LOBE
KNOBS. SOME ARM MODELS REQUIRE MULTIPLE SETS
OF GANGING CONNECTORS. SEE PRODUCT
DESCRIPTIONS FOR REQUIRED CONNECTOR DETAILS.
(ADD \$100 LIST)

TO ORDER, SPECIFY:

- 1. MODEL NUMBER
- 2. LEG FINISH

DIMENSIONS		FIGURES
		YARDAGE REQUIREMENTS SHOWN ARE BASED ON NON-DIRECTIONAL 54" TEXTILES. REFER TO PAGE 3 FOR HELP WITH TEXTILES WITH REPEATS OR SEND AN EMAIL TO: COM_HELP@EKOCONTRACT.COM
W	41	WEIGHT (LBS.) 20
D	28	CUBIC FEET 18
H	26	

W	41	WEIGHT (LBS.) 20
D	28	CUBIC FEET 18
H	26	

W	41	WEIGHT (LBS.) 20
D	28	CUBIC FEET 18
H	26	



866 814 8356

www.ekcontract.com

mod modular benches [28" depth]



PRODUCT SPECIFICATIONS

MOD IS AN EXPANSIVE FREESTANDING AND MODULAR LOUNGE COLLECTION CHARACTERIZED BY STRONG ARCHITECTURAL SIMPLICITY, TAILORED FORM-FITTING UPHOLSTERY, AND A MULTITUDE OF CLEANLY CONSTRUCTED COMPONENTS. A GENEROUS SCALE AND STYLISH INTERACTION CELEBRATE CONTEMPORARY AESTHETICS AND FUNCTION. CRISP BISCUIT-TUFTED OR PLAIN TIGHT SEAT AND BACK CUSHIONS EASILY ADAPT TO A VARIETY OF ENVIRONMENTS. A THOUGHTFULLY DESIGNED WOOD PANEL OUTER ARM, FOR FREESTANDING LOUNGE MODELS, ADDS POLISHED SOPHISTICATION AND FINESSE. AVAILABLE WITH WOOD OR SATIN NICKEL METAL LEGS.

MOD'S SUPERIOR CONSTRUCTION INCLUDES SOLID HARDWOOD AND CNC CUT FURNITURE GRADE PLYWOOD FRAMES. JOINTS ARE CORNER BLOCKED, GLUED, AND FASTENED FOR DURABILITY. TEXTILES ARE HAND-TAILORED OVER 100% POLYURETHANE FOAM THAT MEETS CAL 117 STANDARDS.

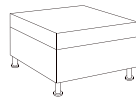
DESIGNED BY IDI.

FINISHES

- 10 NATURAL
- 11 MONTICELLO
- 12 HUNTINGTON
- 13 WILD CHERRY
- 14 VERSAILLES
- 16 CAFELLE
- 53 LIGHT MAPLE
- 31 CINNAMON CHERRY
- 24 IMPERIAL CHERRY
- 15 EMPIRE MAHOGANY
- 46 ROYAL MAHOGANY
- 69 BOURBON MAHOGANY
- 64 APPALACHIAN MAHOGANY
- 42 LIGHT WALNUT
- 38 HERITAGE WALNUT
- 20 TRADITIONAL WALNUT
- 57 EBONY WALNUT
- 72 BLACK (LOW SHEEN)

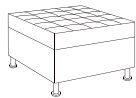
MODEL	DESCRIPTION	FABRIC LIST PRICE								
		COM	CUE	2	3	4	5	6	7	8
MODISM	ONE SEAT BENCH (METAL LEGS)	665	720	775	830	885	930	995	1,105	1,210
MODISW	ONE SEAT BENCH (WOOD LEGS)	540	595	650	705	760	815	870	980	1,085

PLAIN SEAT

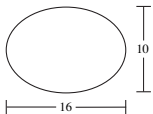


MODITM	ONE SEAT BENCH (METAL LEGS)	740	795	850	905	960	1,015	1,070	1,180	1,285
MODITW	ONE SEAT BENCH (WOOD LEGS)	615	670	725	780	835	890	945	1,055	1,160

TUFTED SEAT



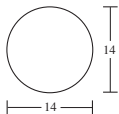
TABLET OPTIONS



MAPLE VENEER OVAL TABLET POLE
150 LB. WEIGHT RATING (ADD \$435 LIST)
RIGHT HANDED POSITION **OPWR**
LEFT HANDED POSITION **OPWL**



BLACK LAMINATE OVAL TABLET POLE
150 LB. WEIGHT RATING (ADD \$380 LIST)
RIGHT HANDED POSITION **OPLR**
LEFT HANDED POSITION **OPLL**



MAPLE VENEER CIRCLE TABLET POLE
150 LB. WEIGHT RATING (ADD \$435 LIST)
RIGHT HANDED POSITION **RPWR**
LEFT HANDED POSITION **RPWL**

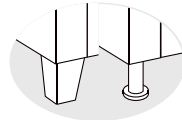


BLACK LAMINATE CIRCLE TABLET POLE
150 LB. WEIGHT RATING (ADD \$380 LIST)
RIGHT HANDED POSITION **RPLR**
LEFT HANDED POSITION **RPLL**

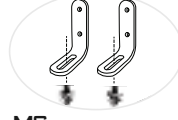
METAL PAINT COLORS

- S** STANDARD ALUMINUM
PC1 MILK GLOSS
PC2 CHARCOAL GLOSS
PC3 OATMEAL GLOSS
PC4 SILVER
PC5 CHROME
PC6 RAVEN

ADDITIONAL PRODUCT ORDERING OPTIONS



**WOOD OR
METAL LEGS**
(STANDARD)



**MG
MOD GANGING CONNECTOR**
ONE SET INCLUDES TWO BARS AND TWO BLACK LOBE
KNOBS. SOME ARM MODELS REQUIRE MULTIPLE SETS
OF GANGING CONNECTORS. SEE PRODUCT
DESCRIPTIONS FOR REQUIRED CONNECTOR DETAILS.
(ADD \$100 LIST)

TO ORDER, SPECIFY:

1. MODEL NUMBER
2. LEG FINISH
3. TABLET OPTION
4. FABRIC

LEATHER LIST PRICE

COL	C1	C2	C3	C4	C5	C6
	BASIC	FUNDAMENTAL	HAMPTON	VOLO	ANDES	VELLUTO PELLE

775 1,315 1,410 1,575 QUOTED UPON REQUEST

650 1,190 1,285 1,450 QUOTED UPON REQUEST

850 1,390 1,485 1,650 QUOTED UPON REQUEST

725 1,265 1,360 1,525 QUOTED UPON REQUEST

DIMENSIONS

FIGURES

YARDAGE REQUIREMENTS SHOWN
ARE BASED ON NON-DIRECTIONAL
54" TEXTILES. REFER TO PAGE 3
FOR HELP WITH TEXTILES WITH
REPEATS OR SEND AN EMAIL TO:
COM_HELP@EKOCONTRACT.COM

W 28
D 28
H 17.5

DUE TO DESIGN AND SIZE OF
PRODUCT, UP ROLL TEXTILES
REQUIRE A LARGER THAN NORMAL
PERCENTAGE TO PRODUCE.
COM REQUIREMENTS HAVE BEEN
BROKEN DOWN BY CROSS ROLL (CR)
AND UP ROLL (UR) BELOW.

COM CR (YDS.) 2.75
COM UR (YDS.) 3.5
COL (SQ. FT.) 40
WEIGHT (LBS.) 30
CUBIC FEET 8

W 28
D 28
H 17.5

COM CR (YDS.) 2.75
COM UR (YDS.) 3.5
COL (SQ. FT.) 40
WEIGHT (LBS.) 30
CUBIC FEET 8

CUP HOLDER OPTIONS



TABLET CUP HOLDER
ATTACHES UNDER TABLET TCH (ADD \$65 LIST)

mod modular tables (28" depth)

30 DEGREE



PRODUCT SPECIFICATIONS

MOD IS AN EXPANSIVE FREESTANDING AND MODULAR LOUNGE COLLECTION CHARACTERIZED BY STRONG ARCHITECTURAL SIMPLICITY, TAILORED FORM-FITTING UPHOLSTERY, AND A MULTITUDE OF CLEANLY CONSTRUCTED COMPONENTS. A GENEROUS SCALE AND STYLISH INTERACTION CELEBRATE CONTEMPORARY AESTHETICS AND FUNCTION. CRISP BISCUIT-TUFTED OR PLAIN TIGHT SEAT AND BACK CUSHIONS EASILY ADAPT TO A VARIETY OF ENVIRONMENTS. A THOUGHTFULLY DESIGNED WOOD PANEL OUTER ARM, FOR FREESTANDING LOUNGE MODELS, ADDS POLISHED SOPHISTICATION AND FINESSE. AVAILABLE WITH WOOD OR SATIN NICKEL METAL LEGS.

MOD'S SUPERIOR CONSTRUCTION INCLUDES SOLID HARDWOOD AND CNC CUT FURNITURE GRADE PLYWOOD FRAMES. JOINTS ARE CORNER BLOCKED, GLUED, AND FASTENED FOR DURABILITY. TEXTILES ARE HAND-TAILORED OVER 100% POLYURETHANE FOAM THAT MEETS CAL 117 STANDARDS.

DESIGNED BY IDI.

FINISHES

- 10** NATURAL
- 11** MONTICELLO
- 12** HUNTINGTON
- 13** WILD CHERRY
- 14** VERSAILLES
- 16** CAFELLE
- 53** LIGHT MAPLE
- 31** CINNAMON CHERRY
- 24** IMPERIAL CHERRY
- 15** EMPIRE MAHOGANY
- 46** ROYAL MAHOGANY
- 69** BOURBON MAHOGANY
- 64** APPALACHIAN MAHOGANY
- 42** LIGHT WALNUT
- 38** HERITAGE WALNUT
- 20** TRADITIONAL WALNUT
- 57** EBONY WALNUT
- 72** BLACK (LOW SHEEN)

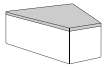
MODEL

DESCRIPTION

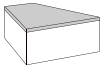
FABRIC LIST PRICE

		COM	CUE	2	3	4	5	6	7	8
MODTC-30-IG	30° INSIDE TABLE	715	730	740	760	780	800	840	880	920
MODTC-30-OG	30° OUTSIDE TABLE	715	730	740	760	780	800	840	880	920

VENEER OR LAMINATE TOP WITH NO LEGS, SPECIFY VENEER OR LAMINATE COLOR (REQUIRES TWO SETS OF GANGING HARDWARE). SEE SURFACE MATERIALS PAGE FOR STANDARD LAMINATE OPTIONS.



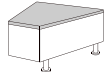
INSIDE



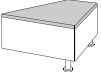
OUTSIDE

MODTC-30-IERL-M	LEFT END INSIDE 30° TABLE (METAL LEGS)	780	795	805	815	845	865	905	945	985
MODTC-30-DERL-M	LEFT END OUTSIDE 30° TABLE (METAL LEGS)	780	795	805	815	845	865	905	945	985
MODTC-30-IERL-W	LEFT END INSIDE 30° TABLE (WOOD LEGS)	730	745	755	765	795	815	855	895	935
MODTC-30-DERL-W	LEFT END OUTSIDE 30° TABLE (WOOD LEGS)	730	745	755	765	795	815	855	895	935

VENEER OR LAMINATE TOP WITH TWO LEGS, SPECIFY VENEER OR LAMINATE COLOR (REQUIRES ONE SET OF GANGING HARDWARE). SEE SURFACE MATERIALS PAGE FOR STANDARD LAMINATE OPTIONS.



LEFT INSIDE



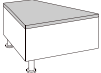
LEFT OUTSIDE

MODTC-30-IERR-M	RIGHT END INSIDE 30° TABLE (METAL LEGS)	780	795	805	815	845	865	905	945	985
MODTC-30-DERR-M	RIGHT END OUTSIDE 30° TABLE (METAL LEGS)	780	795	805	815	845	865	905	945	985
MODTC-30-IERR-W	RIGHT END INSIDE 30° TABLE (WOOD LEGS)	730	745	755	765	795	815	855	895	935
MODTC-30-DERR-W	RIGHT END OUTSIDE 30° TABLE (WOOD LEGS)	730	745	755	765	795	815	855	895	935

VENEER OR LAMINATE TOP WITH TWO LEGS, SPECIFY VENEER OR LAMINATE COLOR (REQUIRES ONE SET OF GANGING HARDWARE). SEE SURFACE MATERIALS PAGE FOR STANDARD LAMINATE OPTIONS.



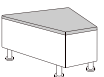
RIGHT INSIDE



RIGHT OUTSIDE

MODT30FSM	30° TABLE (METAL LEGS)	845	860	870	880	910	930	970	1,010	1,050
MODT30FSW	30° TABLE (WOOD LEGS)	795	810	820	830	860	880	920	960	1,000

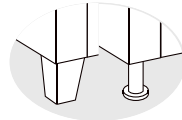
VENEER OR LAMINATE TOP FREESTANDING TABLE WITH FOUR LEGS, SPECIFY VENEER OR LAMINATE COLOR. SEE SURFACE MATERIALS PAGE FOR STANDARD LAMINATE OPTIONS.



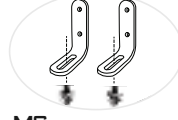
METAL PAINT COLORS

- S** STANDARD ALUMINUM
PC1 MILK GLOSS
PC2 CHARCOAL GLOSS
PC3 OATMEAL GLOSS
PC4 SILVER
PC5 CHROME
PC6 RAVEN

ADDITIONAL PRODUCT ORDERING OPTIONS



**WOOD OR
METAL LEGS**
(STANDARD)



MOD GANGING CONNECTOR
 ONE SET INCLUDES TWO BARS AND TWO BLACK LOBE KNOBS. SOME ARM MODELS REQUIRE MULTIPLE SETS OF GANGING CONNECTORS. SEE PRODUCT DESCRIPTIONS FOR REQUIRED CONNECTOR DETAILS. (ADD \$100 LIST)

TO ORDER, SPECIFY:

1. MODEL NUMBER
2. LEG/TABLE FINISH
3. FABRIC

LEATHER LIST PRICE

COL	C1	C2	C3	C4	C5	C6
	BASIC	FUNDAMENTAL	HAMPTON	VOLO	ANDES	VELLUTO PELLE

740	925	1,015	1,100	QUOTED UPON REQUEST
740	925	1,015	1,100	QUOTED UPON REQUEST

805	990	1,080	1,165	QUOTED UPON REQUEST
805	990	1,080	1,165	QUOTED UPON REQUEST
755	940	1,030	1,115	QUOTED UPON REQUEST
755	940	1,030	1,115	QUOTED UPON REQUEST

805	990	1,080	1,165	QUOTED UPON REQUEST
805	990	1,080	1,165	QUOTED UPON REQUEST
755	940	1,030	1,115	QUOTED UPON REQUEST
755	940	1,030	1,115	QUOTED UPON REQUEST

870	1,055	1,145	1,230	QUOTED UPON REQUEST
820	1,005	1,095	1,180	QUOTED UPON REQUEST

DIMENSIONS

FIGURES

YARDAGE REQUIREMENTS SHOWN ARE BASED ON NON-DIRECTIONAL 54" TEXTILES. REFER TO PAGE 3 FOR HELP WITH TEXTILES WITH REPEATS OR SEND AN EMAIL TO: COM_HELP@EKOCONTRACT.COM

W	25	COM (YDS.)	1
D	28	COL (SQ. FT.)	20
H	15.5	WEIGHT (LBS.)	12
		CUBIC FEET	8

W	25	COM (YDS.)	1
D	28	COL (SQ. FT.)	20
H	15.5	WEIGHT (LBS.)	14
		CUBIC FEET	8

W	25	COM (YDS.)	1
D	28	COL (SQ. FT.)	20
H	15.5	WEIGHT (LBS.)	14
		CUBIC FEET	8

W	25	COM (YDS.)	1
D	28	COL (SQ. FT.)	20
H	15.5	WEIGHT (LBS.)	14
		CUBIC FEET	8

mod modular tables (28" depth)

45 DEGREE



PRODUCT SPECIFICATIONS

MOD IS AN EXPANSIVE FREESTANDING AND MODULAR LOUNGE COLLECTION CHARACTERIZED BY STRONG ARCHITECTURAL SIMPLICITY, TAILORED FORM-FITTING UPHOLSTERY, AND A MULTITUDE OF CLEANLY CONSTRUCTED COMPONENTS. A GENEROUS SCALE AND STYLISH INTERACTION CELEBRATE CONTEMPORARY AESTHETICS AND FUNCTION. CRISP BISCUIT-TUFTED OR PLAIN TIGHT SEAT AND BACK CUSHIONS EASILY ADAPT TO A VARIETY OF ENVIRONMENTS. A THOUGHTFULLY DESIGNED WOOD PANEL OUTER ARM, FOR FREESTANDING LOUNGE MODELS, ADDS POLISHED SOPHISTICATION AND FINESSE. AVAILABLE WITH WOOD OR SATIN NICKEL METAL LEGS.

MOD'S SUPERIOR CONSTRUCTION INCLUDES SOLID HARDWOOD AND CNC CUT FURNITURE GRADE PLYWOOD FRAMES. JOINTS ARE CORNER BLOCKED, GLUED, AND FASTENED FOR DURABILITY. TEXTILES ARE HAND-TAILORED OVER 100% POLYURETHANE FOAM THAT MEETS CAL 117 STANDARDS.

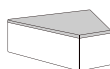
DESIGNED BY IDI.

FINISHES

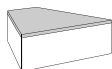
- 10** NATURAL
- 11** MONTICELLO
- 12** HUNTINGTON
- 13** WILD CHERRY
- 14** VERSAILLES
- 16** CAFELLE
- 53** LIGHT MAPLE
- 31** CINNAMON CHERRY
- 24** IMPERIAL CHERRY
- 15** EMPIRE MAHOGANY
- 46** ROYAL MAHOGANY
- 69** BOURBON MAHOGANY
- 64** APPALACHIAN MAHOGANY
- 42** LIGHT WALNUT
- 38** HERITAGE WALNUT
- 20** TRADITIONAL WALNUT
- 57** EBONY WALNUT
- 72** BLACK (LOW SHEEN)

MODEL	DESCRIPTION	FABRIC LIST PRICE								
		COM	CUE	2	3	4	5	6	7	8
MODTC-45-IG	45° INSIDE TABLE	750	775	800	825	850	875	900	950	1,000
MODTC-45-OG	45° OUTSIDE TABLE	750	775	800	825	850	875	900	950	1,000

VENEER OR LAMINATE TOP WITH NO LEGS, SPECIFY VENEER OR LAMINATE COLOR (REQUIRES TWO SETS OF GANGING HARDWARE). SEE SURFACE MATERIALS PAGE FOR STANDARD LAMINATE OPTIONS.



INSIDE



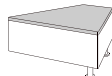
OUTSIDE

MODTC-45-IERL-M	LEFT END INSIDE 45° TABLE (METAL LEGS)	815	840	865	890	915	940	965	1,015	1,065
MODTC-45-DERL-M	LEFT END OUTSIDE 45° TABLE (METAL LEGS)	815	840	865	890	915	940	965	1,015	1,065
MODTC-45-IERL-W	LEFT END INSIDE 45° TABLE (WOOD LEGS)	765	790	815	840	865	890	915	965	1,015
MODTC-45-DERL-W	LEFT END OUTSIDE 45° TABLE (WOOD LEGS)	765	790	815	840	865	890	915	965	1,015

VENEER OR LAMINATE TOP WITH TWO LEGS, SPECIFY VENEER OR LAMINATE COLOR (REQUIRES ONE SET OF GANGING HARDWARE). SEE SURFACE MATERIALS PAGE FOR STANDARD LAMINATE OPTIONS.



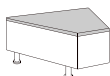
LEFT INSIDE



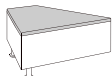
LEFT OUTSIDE

MODTC-45-IERR-M	RIGHT END INSIDE 45° TABLE (METAL LEGS)	815	840	865	890	915	940	965	1,015	1,065
MODTC-45-DERR-M	RIGHT END OUTSIDE 45° TABLE (METAL LEGS)	815	840	865	890	915	940	965	1,015	1,065
MODTC-45-IERR-W	RIGHT END INSIDE 45° TABLE (WOOD LEGS)	765	790	815	840	865	890	915	965	1,015
MODTC-45-DERR-W	RIGHT END OUTSIDE 45° TABLE (WOOD LEGS)	765	790	815	840	865	890	915	965	1,015

VENEER OR LAMINATE TOP WITH TWO LEGS, SPECIFY VENEER OR LAMINATE COLOR (REQUIRES ONE SET OF GANGING HARDWARE). SEE SURFACE MATERIALS PAGE FOR STANDARD LAMINATE OPTIONS.



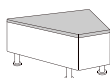
RIGHT INSIDE



RIGHT OUTSIDE

MODT45FSM	45° TABLE (METAL LEGS)	880	905	930	955	980	1,005	1,030	1,080	1,130
MODT45FSW	45° TABLE (WOOD LEGS)	830	855	870	905	930	955	980	1,030	1,080

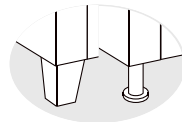
VENEER OR LAMINATE TOP FREESTANDING TABLE WITH FOUR LEGS, SPECIFY VENEER OR LAMINATE COLOR. SEE SURFACE MATERIALS PAGE FOR STANDARD LAMINATE OPTIONS.



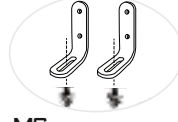
METAL PAINT COLORS

- S** STANDARD ALUMINUM
PC1 MILK GLOSS
PC2 CHARCOAL GLOSS
PC3 OATMEAL GLOSS
PC4 SILVER
PC5 CHROME
PC6 RAVEN

ADDITIONAL PRODUCT ORDERING OPTIONS



**WOOD OR
METAL LEGS**
(STANDARD)



MOD GANGING CONNECTOR
 ONE SET INCLUDES TWO BARS AND TWO BLACK LOBE KNOBS. SOME ARM MODELS REQUIRE MULTIPLE SETS OF GANGING CONNECTORS. SEE PRODUCT DESCRIPTIONS FOR REQUIRED CONNECTOR DETAILS. (ADD \$100 LIST)

TO ORDER, SPECIFY:

1. MODEL NUMBER
2. LEG/TABLE FINISH
3. FABRIC

LEATHER LIST PRICE

COL	C1	C2	C3	C4	C5	C6
	BASIC	FUNDAMENTAL	HAMPTON	VOLO	ANDES	VELLUTO PELLE

800	1,075	1,150	1,275	QUOTED UPON REQUEST		
800	1,075	1,150	1,275	QUOTED UPON REQUEST		

865	1,140	1,215	1,340	QUOTED UPON REQUEST		
865	1,140	1,215	1,340	QUOTED UPON REQUEST		
815	1,090	1,165	1,290	QUOTED UPON REQUEST		
815	1,090	1,165	1,290	QUOTED UPON REQUEST		

865	1,140	1,215	1,340	QUOTED UPON REQUEST		
865	1,140	1,215	1,340	QUOTED UPON REQUEST		
815	1,090	1,165	1,290	QUOTED UPON REQUEST		
815	1,090	1,165	1,290	QUOTED UPON REQUEST		

930	1,205	1,280	1,405	QUOTED UPON REQUEST		
880	1,155	1,230	1,355	QUOTED UPON REQUEST		

DIMENSIONS

FIGURES

YARDAGE REQUIREMENTS SHOWN ARE BASED ON NON-DIRECTIONAL 54" TEXTILES. REFER TO PAGE 3 FOR HELP WITH TEXTILES WITH REPEATS OR SEND AN EMAIL TO: COM_HELP@EKOCONTRACT.COM

W	32.5	COM (YDS.)	1.5
D	28	COL (SQ. FT.)	30
H	15.5	WEIGHT (LBS.)	15
		CUBIC FEET	10

W	32.5	COM (YDS.)	1.5
D	28	COL (SQ. FT.)	30
H	15.5	WEIGHT (LBS.)	15
		CUBIC FEET	10

W	32.5	COM (YDS.)	1.5
D	28	COL (SQ. FT.)	30
H	15.5	WEIGHT (LBS.)	15
		CUBIC FEET	10

W	32.5	COM (YDS.)	1.5
D	28	COL (SQ. FT.)	30
H	15.5	WEIGHT (LBS.)	16
		CUBIC FEET	10

mod modular tables [28" depth]

60 DEGREE



PRODUCT SPECIFICATIONS

MOD IS AN EXPANSIVE FREESTANDING AND MODULAR LOUNGE COLLECTION CHARACTERIZED BY STRONG ARCHITECTURAL SIMPLICITY, TAILORED FORM-FITTING UPHOLSTERY, AND A MULTITUDE OF CLEANLY CONSTRUCTED COMPONENTS. A GENEROUS SCALE AND STYLISH INTERACTION CELEBRATE CONTEMPORARY AESTHETICS AND FUNCTION. CRISP BISCUIT-TUFTED OR PLAIN TIGHT SEAT AND BACK CUSHIONS EASILY ADAPT TO A VARIETY OF ENVIRONMENTS. A THOUGHTFULLY DESIGNED WOOD PANEL OUTER ARM, FOR FREESTANDING LOUNGE MODELS, ADDS POLISHED SOPHISTICATION AND FINESSE. AVAILABLE WITH WOOD OR SATIN NICKEL METAL LEGS.

MOD'S SUPERIOR CONSTRUCTION INCLUDES SOLID HARDWOOD AND CNC CUT FURNITURE GRADE PLYWOOD FRAMES. JOINTS ARE CORNER BLOCKED, GLUED, AND FASTENED FOR DURABILITY. TEXTILES ARE HAND-TAILORED OVER 100% POLYURETHANE FOAM THAT MEETS CAL 117 STANDARDS.

DESIGNED BY IDI.

FINISHES

- 10** NATURAL
- 11** MONTICELLO
- 12** HUNTINGTON
- 13** WILD CHERRY
- 14** VERSAILLES
- 16** CAFELLE
- 53** LIGHT MAPLE
- 31** CINNAMON CHERRY
- 24** IMPERIAL CHERRY
- 15** EMPIRE MAHOGANY
- 46** ROYAL MAHOGANY
- 69** BOURBON MAHOGANY
- 64** APPALACHIAN MAHOGANY
- 42** LIGHT WALNUT
- 38** HERITAGE WALNUT
- 20** TRADITIONAL WALNUT
- 57** EBONY WALNUT
- 72** BLACK (LOW SHEEN)

MODEL

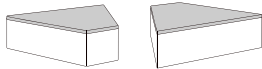
DESCRIPTION

FABRIC LIST PRICE

COM CUE 2 3 4 5 6 7 8

MODTC-60-IG	60° INSIDE TABLE	985	1,005	1,025	1,055	1,085	1,115	1,145	1,205	1,265
MODTC-60-OG	60° OUTSIDE TABLE	985	1,005	1,025	1,055	1,085	1,115	1,145	1,205	1,265

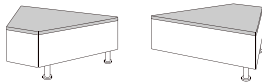
VENEER OR LAMINATE TOP WITH NO LEGS, SPECIFY VENEER OR LAMINATE COLOR (REQUIRES TWO SETS OF GANGING HARDWARE). SEE SURFACE MATERIALS PAGE FOR STANDARD LAMINATE OPTIONS.



INSIDE OUTSIDE

MODTC-60-IERL-M	LEFT END INSIDE 60° TABLE (METAL LEGS)	1,050	1,070	1,090	1,120	1,150	1,180	1,210	1,270	1,330
MODTC-60-OERL-M	LEFT END OUTSIDE 60° TABLE (METAL LEGS)	1,050	1,070	1,090	1,120	1,150	1,180	1,210	1,270	1,330
MODTC-60-IERL-W	LEFT END INSIDE 60° TABLE (WOOD LEGS)	1,000	1,020	1,040	1,070	1,100	1,130	1,160	1,220	1,280
MODTC-60-OERL-W	LEFT END OUTSIDE 60° TABLE (WOOD LEGS)	1,000	1,020	1,040	1,070	1,100	1,130	1,160	1,220	1,280

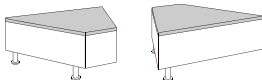
VENEER OR LAMINATE TOP WITH TWO LEGS, SPECIFY VENEER OR LAMINATE COLOR (REQUIRES ONE SET OF GANGING HARDWARE). SEE SURFACE MATERIALS PAGE FOR STANDARD LAMINATE OPTIONS.



LEFT INSIDE LEFT OUTSIDE

MODTC-60-IERR-M	RIGHT END INSIDE 60° TABLE (METAL LEGS)	1,050	1,070	1,090	1,120	1,150	1,180	1,210	1,270	1,330
MODTC-60-OERR-M	RIGHT END OUTSIDE 60° TABLE (METAL LEGS)	1,050	1,070	1,090	1,120	1,150	1,180	1,210	1,270	1,330
MODTC-60-IERR-W	RIGHT END INSIDE 60° TABLE (WOOD LEGS)	1,000	1,020	1,040	1,070	1,100	1,130	1,160	1,220	1,280
MODTC-60-OERR-W	RIGHT END OUTSIDE 60° TABLE (WOOD LEGS)	1,000	1,020	1,040	1,070	1,100	1,130	1,160	1,220	1,280

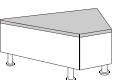
VENEER OR LAMINATE TOP WITH TWO METAL LEGS, SPECIFY VENEER OR LAMINATE COLOR (REQUIRES ONE SET OF GANGING HARDWARE). SEE SURFACE MATERIALS PAGE FOR STANDARD LAMINATE OPTIONS.



RIGHT INSIDE RIGHT OUTSIDE

MODT60FSM	60° TABLE (METAL LEGS)	1,115	1,135	1,155	1,185	1,215	1,245	1,275	1,335	1,395
MODT60FSW	60° TABLE (WOOD LEGS)	1,065	1,085	1,105	1,135	1,165	1,195	1,225	1,285	1,345

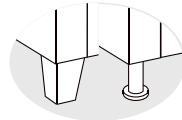
VENEER OR LAMINATE TOP FREESTANDING TABLE WITH FOUR LEGS, SPECIFY VENEER OR LAMINATE COLOR. SEE SURFACE MATERIALS PAGE FOR STANDARD LAMINATE OPTIONS.



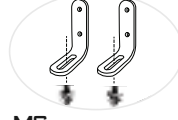
METAL PAINT COLORS

- S** STANDARD ALUMINUM
PC1 MILK GLOSS
PC2 CHARCOAL GLOSS
PC3 OATMEAL GLOSS
PC4 SILVER
PC5 CHROME
PC6 RAVEN

ADDITIONAL PRODUCT ORDERING OPTIONS



**WOOD OR
METAL LEGS**
(STANDARD)



**MG
MOD GANGING CONNECTOR**
 ONE SET INCLUDES TWO BARS AND TWO BLACK LOBE
 KNOBS. SOME ARM MODELS REQUIRE MULTIPLE SETS
 OF GANGING CONNECTORS. SEE PRODUCT
 DESCRIPTIONS FOR REQUIRED CONNECTOR DETAILS.
 (ADD \$100 LIST)

TO ORDER, SPECIFY:

1. MODEL NUMBER
2. LEG/TABLE FINISH
3. FABRIC

LEATHER LIST PRICE

COL	C1	C2	C3	C4	C5	C6
	BASIC	FUNDAMENTAL	HAMPTON	VOLO	ANDES	VELLUTO PELLE

1,025	1,350	1,475	1,600	QUOTED UPON REQUEST		
1,025	1,350	1,475	1,600	QUOTED UPON REQUEST		

1,090	1,285	1,540	1,665	QUOTED UPON REQUEST		
1,090	1,285	1,540	1,665	QUOTED UPON REQUEST		
1,040	1,235	1,490	1,615	QUOTED UPON REQUEST		
1,040	1,235	1,490	1,615	QUOTED UPON REQUEST		

1,090	1,285	1,540	1,665	QUOTED UPON REQUEST		
1,090	1,285	1,540	1,665	QUOTED UPON REQUEST		
1,040	1,235	1,490	1,615	QUOTED UPON REQUEST		
1,040	1,235	1,490	1,615	QUOTED UPON REQUEST		

1,155	1,350	1,605	1,730	QUOTED UPON REQUEST		
1,105	1,300	1,550	1,680	QUOTED UPON REQUEST		

DIMENSIONS

FIGURES

YARDAGE REQUIREMENTS SHOWN
 ARE BASED ON NON-DIRECTIONAL
 54" TEXTILES. REFER TO PAGE 3
 FOR HELP WITH TEXTILES WITH
 REPEATS OR SEND AN EMAIL TO:
 COM_HELP@EKOCONTRACT.COM

W	41	COM (YDS.)	1.75
D	28	COL (SQ. FT.)	32
H	15.5	WEIGHT (LBS.)	18
		CUBIC FEET	12

W	41	COM (YDS.)	1.75
D	28	COL (SQ. FT.)	32
H	15.5	WEIGHT (LBS.)	20
		CUBIC FEET	12

W	41	COM (YDS.)	1.75
D	28	COL (SQ. FT.)	32
H	15.5	WEIGHT (LBS.)	20
		CUBIC FEET	12

W	41	COM (YDS.)	1.75
D	28	COL (SQ. FT.)	32
H	15.5	WEIGHT (LBS.)	20
		CUBIC FEET	12

mozzo lounge



PRODUCT SPECIFICATIONS

DESIGNED TO CREATE A SENSE OF PLACE IN THE MIDST OF MODERN MOBILITY, MOZZO BOASTS TECH-SAVVY FEATURES, FOR SOCIAL CONNECTIVITY, THAT ENHANCE SPACES WHERE PEOPLE WORK, GATHER, LINGER AND CONVERSE. A FRESH MIX OF COMPONENTS, INCLUDING OPTIONAL SPACE DIVIDING BACK ELEMENTS AND TRANSLUCENT PRIVACY PANELS CREATE VISUAL PRIVACY AND A SENSE OF PERSONAL BOUNDARY WITHIN PUBLIC SPACES. ADAPTABLE TO OPEN PLAN ENVIRONMENTS, MOZZO'S FORWARD THINKING DESIGN EASES SOCIAL CONNECTIVITY AND CONFIGURABILITY. AVAILABLE IN ONE, TWO AND THREE SEAT COMPONENTS AND TABLES, INCLUDING BENCHES AND MOBILE OTTOMANS, MOZZO IS BUILT TOUGH TO ENCOURAGE HUBS OF LIVELY INTERACTION AND IS UNIVERSALLY SIZED FOR EASY SPECIFICATION.

MOZZO'S SUPERIOR CONSTRUCTION INCLUDES SOLID HARDWOOD AND CNC CUT FURNITURE GRADE PLYWOOD FRAMES. JOINTS ARE CORNER BLOCKED, GLUED, AND FASTENED FOR DURABILITY. TEXTILES ARE HAND-TAILORED OVER 100% POLYURETHANE FOAM THAT MEETS CAL 117 STANDARDS.

DESIGNED BY JESS SOREL.

METAL PAINT COLORS

- PC1** MILK GLOSS
- PC2** CHARCOAL GLOSS
- PC3** OATMEAL GLOSS
- PC4** SILVER
- PC5** CHROME
- PC6** RAVEN

MODEL

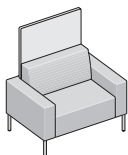
DESCRIPTION

FABRIC LIST PRICE

COM CUE 2 3 4 5 6 7 8

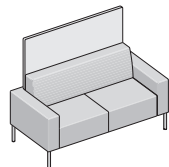
63011 ONE SEAT 1,860 2,060 2,345 2,535 2,725 2,915 3,105 3,295 3,675

WITH PRIVACY BACK PANEL



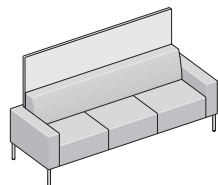
63012 TWO SEAT 2,630 2,825 3,165 3,380 3,590 3,800 4,015 4,225 4,650

WITH PRIVACY BACK PANEL

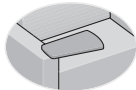
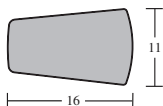


63013 THREE SEAT 3,415 3,680 4,130 4,410 4,690 4,970 5,250 5,530 6,090

WITH PRIVACY BACK PANEL

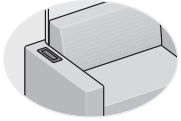


TABLET OPTIONS



LAMINATE TABLET
300 LB. WEIGHT RATING STANDARD
LAMINATE AND T-MOLD COLOR MUST BE SPECIFIED
RIGHT HANDED POSITION **MTR** (ADD \$380 LIST)
LEFT HANDED POSITION **MTL** (ADD \$380 LIST)

ADDITIONAL PRODUCT ORDERING OPTIONS



FLAT MOUNT POWER/DATA CENTER

FEATURING NEWLY ENGINEERED PATENTED WATER-PROOF OUTLETS. CONSTRUCTED OF ANODIZED ALUMINUM AND LASER CUT STEEL. CONTAINS 2 POWER OUTLETS, 2 ACTIVE USB PORTS AND 120-INCH POWER CORD. SPECIFY LEFT OR RIGHT, AS SEATED.

FMPD/GWT GLOSS WHITE (ADD \$680 LIST)

FMPD/GBK GLOSS BLACK (ADD \$680 LIST)

BOTH LEFT AND RIGHT (ADD \$1,360 LIST)

MOZZO NOTES

1. ALL UPHOLSTERED COMPONENTS ARE STANDARD WITH RAILROADED SEAT AND BACK TEXTILES.
2. WHEN SPECIFYING FABRIC IN DIFFERENT GRADES, THE HIGHEST PRICE GROUP PREVAILS.
3. FABRIC FOR SEAT AND BACK IS SPECIFIED SEPARATE FROM THE PRIVACY BACK PANEL.
4. THE COM YRDS. AND COL SQ. FT. LISTED REFLECT THE REQUIREMENTS FOR A SINGLE 54" FABRIC THAT IS NON-DIRECTIONAL AND APPLIED RAILROADED. FOR MULTI-FABRIC REQUIREMENTS PLEASE REFER TO THE MOZZO SECTION OF OUR WEBSITE.
5. OPTIONAL PRIVACY BACK PANELS ARE FULLY UPHOLSTERED, FIELD INSTALLED, AND MUST BE ORDERED AT THE SAME TIME AS SEATING COMPONENTS. PRIVACY BACK PANELS CANNOT BE RETROFITTED TO EXISTING BACKLESS SEATING COMPONENTS.
6. CONTRASTING SOLID TEXTILES ARE RECOMMENDED FOR UPHOLSTERED PRIVACY BACK PANELS, AS A PROPER MATCH CANNOT BE ACHIEVED WITH TWO-WAY PATTERNS. PRIVACY BACK PANELS ARE AVAILABLE IN ULTRALEATHER, SOLID TEXTILES, AND ONE WAY REPEAT TEXTILES. VINYL AND LEATHERS ARE NOT APPLICABLE.
7. STRIPED PATTERNS MAY BE APPLIED ONLY TO THE SEAT AND BACK OF ONE SEAT UNITS, NOT THE OUTSIDE BACK, PRIVACY BACK PANEL, OR ARMS. STRIPED PATTERNS ARE NOT RECOMMENDED FOR MULTIPLE SEAT UNITS.
8. DUE TO UNUSUAL UPHOLSTERY CONDITIONS, INHERENT IN THE DESIGN OF MOZZO, NOT ALL SEATING FABRICS MAY BE SPECIFIED. PRE-APPROVAL IS REQUIRED FOR ALL COM TEXTILES.
9. SEATING COMPONENTS WITH ARMS AND BENCHES ARE INDEPENDENT AND NOT INTENDED TO CONNECT TO OTHER SEATING COMPONENTS OR CONNECTING TABLES WITH GANGING HARDWARE.

LEATHER LIST PRICE

COL	C1	C2	C3	C4	C5	C6
	BASIC	FUNDAMENTAL	HAMPTON	VOLO	ANDES	VELLUTO PELLE

2,060 4,100 4,465 4,710 QUOTED UPON REQUEST

2,930 4,795 5,125 5,350 QUOTED UPON REQUEST

3,815 6,675 7,185 7,520 QUOTED UPON REQUEST

DIMENSIONS

W	53
D	33.5
H	51
SW	39
SD	20
SH	20
BH	12.75
AH	6

W	66
D	33.5
H	51
SW	52
SD	20
SH	20
BH	12.75
AH	6

W	92
D	33.5
H	51
SW	78
SD	20
SH	20
BH	12.75
AH	6

FIGURES

YARDAGE REQUIREMENTS SHOWN ARE BASED ON NON-DIRECTIONAL 54" TEXTILES. REFER TO PAGE 3 FOR HELP WITH TEXTILES WITH REPEATS OR SEND AN EMAIL TO: COM_HELP@EKOCONTRACT.COM

COM (YDS.)	6.5
P PANEL (YDS.)	2.75
COL (SQ. FT.)	117
WEIGHT (LBS.)	85
CUBIC FEET	52

COM (YDS.)	8
P PANEL (YDS.)	3.75
COL (SQ. FT.)	144
WEIGHT (LBS.)	110
CUBIC FEET	65

COM (YDS.)	10
P PANEL (YDS.)	5.5
COL (SQ. FT.)	180
WEIGHT (LBS.)	135
CUBIC FEET	91

mozzo lounge



PRODUCT SPECIFICATIONS

DESIGNED TO CREATE A SENSE OF PLACE IN THE MIDST OF MODERN MOBILITY, MOZZO BOASTS TECH-SAVVY FEATURES, FOR SOCIAL CONNECTIVITY, THAT ENHANCE SPACES WHERE PEOPLE WORK, GATHER, LINGER AND CONVERSE. A FRESH MIX OF COMPONENTS, INCLUDING OPTIONAL SPACE DIVIDING BACK ELEMENTS AND TRANSLUCENT PRIVACY PANELS CREATE VISUAL PRIVACY AND A SENSE OF PERSONAL BOUNDARY WITHIN PUBLIC SPACES. ADAPTABLE TO OPEN PLAN ENVIRONMENTS, MOZZO'S FORWARD THINKING DESIGN EASES SOCIAL CONNECTIVITY AND CONFIGURABILITY. AVAILABLE IN ONE, TWO AND THREE SEAT COMPONENTS AND TABLES, INCLUDING BENCHES AND MOBILE OTTOMANS, MOZZO IS BUILT TOUGH TO ENCOURAGE HUBS OF LIVELY INTERACTION AND IS UNIVERSALLY SIZED FOR EASY SPECIFICATION.

MOZZO'S SUPERIOR CONSTRUCTION INCLUDES SOLID HARDWOOD AND CNC CUT FURNITURE GRADE PLYWOOD FRAMES. JOINTS ARE CORNER BLOCKED, GLUED, AND FASTENED FOR DURABILITY. TEXTILES ARE HAND-TAILORED OVER 100% POLYURETHANE FOAM THAT MEETS CAL 117 STANDARDS.

DESIGNED BY JESS SOREL.

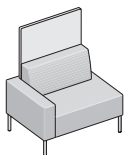
METAL PAINT COLORS

- PC1** MILK GLOSS
- PC2** CHARCOAL GLOSS
- PC3** OATMEAL GLOSS
- PC4** SILVER
- PC5** CHROME
- PC6** RAVEN

MODEL	DESCRIPTION	FABRIC LIST PRICE								
		COM	CUE	2	3	4	5	6	7	8

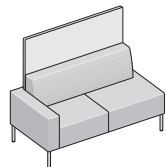
63017R	RIGHT ARM ONE SEAT	1,820	1,980	2,250	2,515	2,585	2,755	2,925	3,095	3,435
---------------	--------------------	-------	-------	-------	-------	-------	-------	-------	-------	-------

WITH PRIVACY BACK PANEL



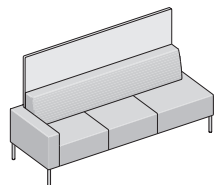
63018R	RIGHT ARM TWO SEAT	2,265	2,575	2,820	3,035	3,255	3,475	3,695	3,915	4,350
---------------	--------------------	-------	-------	-------	-------	-------	-------	-------	-------	-------

WITH PRIVACY BACK PANEL

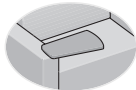
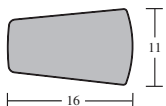


63019R	RIGHT ARM THREE SEAT	3,290	3,550	3,950	4,215	4,475	4,740	5,000	5,265	5,790
---------------	----------------------	-------	-------	-------	-------	-------	-------	-------	-------	-------

WITH PRIVACY BACK PANEL

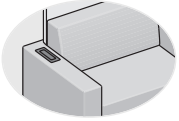


TABLET OPTIONS



LAMINATE TABLET
 300 LB. WEIGHT RATING STANDARD
 LAMINATE AND T-MOLD COLOR MUST BE SPECIFIED
 RIGHT HANDED POSITION **MTR** (ADD \$380 LIST)
 LEFT HANDED POSITION **MTL** (ADD \$380 LIST)

ADDITIONAL PRODUCT ORDERING OPTIONS



FLAT MOUNT POWER/DATA CENTER

FEATURING NEWLY ENGINEERED PATENTED WATER-PROOF OUTLETS.
CONSTRUCTED OF ANODIZED ALUMINUM AND LASER CUT STEEL.
CONTAINS 2 POWER OUTLETS, 2 ACTIVE USB PORTS AND 120-INCH POWER
CORD. SPECIFY LEFT OR RIGHT, AS SEATED.
FMPD/GWT GLOSS WHITE (ADD \$680 LIST)
FMPD/GBK GLOSS BLACK (ADD \$680 LIST)
BOTH LEFT AND RIGHT (ADD \$1,360 LIST)

MOZZO NOTES

1. ALL UPHOLSTERED COMPONENTS ARE STANDARD WITH RAILROADED SEAT AND BACK TEXTILES.
2. WHEN SPECIFYING FABRIC IN DIFFERENT GRADES, THE HIGHEST PRICE GROUP PREVAILS.
3. FABRIC FOR SEAT AND BACK IS SPECIFIED SEPARATE FROM THE PRIVACY BACK PANEL.
4. THE COM YRDS. AND COL SQ. FT. LISTED REFLECT THE REQUIREMENTS FOR A SINGLE 54" FABRIC THAT IS NON-DIRECTIONAL AND APPLIED RAILROADED. FOR MULTI-FABRIC REQUIREMENTS PLEASE REFER TO THE MOZZO SECTION OF OUR WEBSITE.
5. OPTIONAL PRIVACY BACK PANELS ARE FULLY UPHOLSTERED, FIELD INSTALLED, AND MUST BE ORDERED AT THE SAME TIME AS SEATING COMPONENTS. PRIVACY BACK PANELS CANNOT BE RETROFITTED TO EXISTING BACKLESS SEATING COMPONENTS.
6. CONTRASTING SOLID TEXTILES ARE RECOMMENDED FOR UPHOLSTERED PRIVACY BACK PANELS, AS A PROPER MATCH CANNOT BE ACHIEVED WITH TWO-WAY PATTERNS. PRIVACY BACK PANELS ARE AVAILABLE IN ULTRALEATHER, SOLID TEXTILES, AND ONE WAY REPEAT TEXTILES. VINYLs AND LEATHERS ARE NOT APPLICABLE.
7. STRIPED PATTERNS MAY BE APPLIED ONLY TO THE SEAT AND BACK OF ONE SEAT UNITS, NOT THE OUTSIDE BACK, PRIVACY BACK PANEL, OR ARMS. STRIPED PATTERNS ARE NOT RECOMMENDED FOR MULTIPLE SEAT UNITS.
8. DUE TO UNUSUAL UPHOLSTERY CONDITIONS, INHERENT IN THE DESIGN OF MOZZO, NOT ALL SEATING FABRICS MAY BE SPECIFIED. PRE-APPROVAL IS REQUIRED FOR ALL COM TEXTILES.
9. SEATING COMPONENTS WITH ARMS AND BENCHES ARE INDEPENDENT AND NOT INTENDED TO CONNECT TO OTHER SEATING COMPONENTS OR CONNECTING TABLES WITH GANGING HARDWARE.

LEATHER LIST PRICE

COL	C1	C2	C3	C4	C5	C6
	BASIC	FUNDAMENTAL	HAMPTON	VOLO	ANDES	VELLUTO PELLE

2,020 3,660 3,950 4,140 QUOTED UPON REQUEST

2,565 4,645 5,020 5,270 QUOTED UPON REQUEST

3,690 6,050 6,515 6,830 QUOTED UPON REQUEST

DIMENSIONS

W	46
D	33.5
H	51
SW	39
SD	20
SH	20
BH	12.75
AH	6

W	59
D	33.5
H	51
SW	52
SD	20
SH	20
BH	12.75
AH	6

W	85
D	33.5
H	51
SW	78
SD	20
SH	20
BH	12.75
AH	6

FIGURES

YARDAGE REQUIREMENTS SHOWN
ARE BASED ON NON-DIRECTIONAL
54" TEXTILES. REFER TO PAGE 3
FOR HELP WITH TEXTILES WITH
REPEATS OR SEND AN EMAIL TO:
COM_HELP@EKOCONTRACT.COM

COM (YDS.)	5.5
P PANEL (YDS.)	2.75
COL (SQ. FT.)	99
WEIGHT (LBS.)	75
CUBIC FEET	45

COM (YDS.)	7.5
P PANEL (YDS.)	3.5
COL (SQ. FT.)	135
WEIGHT (LBS.)	100
CUBIC FEET	58

COM (YDS.)	9.25
P PANEL (YDS.)	5.25
COL (SQ. FT.)	167
WEIGHT (LBS.)	125
CUBIC FEET	84

mozzo lounge



PRODUCT SPECIFICATIONS

DESIGNED TO CREATE A SENSE OF PLACE IN THE MIDST OF MODERN MOBILITY, MOZZO BOASTS TECH-SAVVY FEATURES, FOR SOCIAL CONNECTIVITY, THAT ENHANCE SPACES WHERE PEOPLE WORK, GATHER, LINGER AND CONVERSE. A FRESH MIX OF COMPONENTS, INCLUDING OPTIONAL SPACE DIVIDING BACK ELEMENTS AND TRANSLUCENT PRIVACY PANELS CREATE VISUAL PRIVACY AND A SENSE OF PERSONAL BOUNDARY WITHIN PUBLIC SPACES. ADAPTABLE TO OPEN PLAN ENVIRONMENTS, MOZZO'S FORWARD THINKING DESIGN EASES SOCIAL CONNECTIVITY AND CONFIGURABILITY. AVAILABLE IN ONE, TWO AND THREE SEAT COMPONENTS AND TABLES, INCLUDING BENCHES AND MOBILE OTTOMANS, MOZZO IS BUILT TOUGH TO ENCOURAGE HUBS OF LIVELY INTERACTION AND IS UNIVERSALLY SIZED FOR EASY SPECIFICATION.

MOZZO'S SUPERIOR CONSTRUCTION INCLUDES SOLID HARDWOOD AND CNC CUT FURNITURE GRADE PLYWOOD FRAMES. JOINTS ARE CORNER BLOCKED, GLUED, AND FASTENED FOR DURABILITY. TEXTILES ARE HAND-TAILORED OVER 100% POLYURETHANE FOAM THAT MEETS CAL 117 STANDARDS.

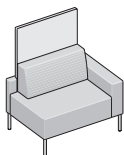
DESIGNED BY JESS SOREL.

METAL PAINT COLORS

- PC1** MILK GLOSS
- PC2** CHARCOAL GLOSS
- PC3** OATMEAL GLOSS
- PC4** SILVER
- PC5** CHROME
- PC6** RAVEN

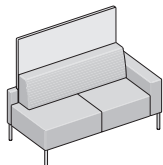
MODEL	DESCRIPTION	FABRIC LIST PRICE								
		COM	CUE	2	3	4	5	6	7	8
63017L	LEFT ARM ONE SEAT	1,820	1,980	2,250	2,515	2,585	2,755	2,925	3,095	3,435

WITH PRIVACY BACK PANEL



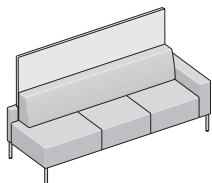
63018L	LEFT ARM TWO SEAT	2,265	2,575	2,820	3,035	3,255	3,475	3,695	3,915	4,350
---------------	-------------------	-------	-------	-------	-------	-------	-------	-------	-------	-------

WITH PRIVACY BACK PANEL

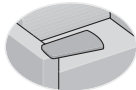
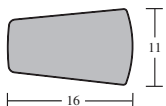


63019L	LEFT ARM THREE SEAT	3,290	3,550	3,950	4,215	4,475	4,740	5,000	5,265	5,790
---------------	---------------------	-------	-------	-------	-------	-------	-------	-------	-------	-------

WITH PRIVACY BACK PANEL

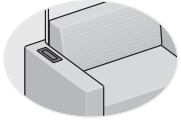


TABLET OPTIONS



LAMINATE TABLET
 300 LB. WEIGHT RATING STANDARD
 LAMINATE AND T-MOLD COLOR MUST BE SPECIFIED
 RIGHT HANDED POSITION **MTR** (ADD \$380 LIST)
 LEFT HANDED POSITION **MTL** (ADD \$380 LIST)

ADDITIONAL PRODUCT ORDERING OPTIONS



FLAT MOUNT POWER/DATA CENTER

FEATURING NEWLY ENGINEERED PATENTED WATER-PROOF OUTLETS.
CONSTRUCTED OF ANODIZED ALUMINUM AND LASER CUT STEEL.
CONTAINS 2 POWER OUTLETS, 2 ACTIVE USB PORTS AND 120-INCH POWER
CORD. SPECIFY LEFT OR RIGHT, AS SEATED.

FMPD/GWT GLOSS WHITE (ADD \$680 LIST)

FMPD/GBK GLOSS BLACK (ADD \$680 LIST)

BOTH LEFT AND RIGHT (ADD \$1,360 LIST)

MOZZO NOTES

1. ALL UPHOLSTERED COMPONENTS ARE STANDARD WITH RAILROADED SEAT AND BACK TEXTILES.
2. WHEN SPECIFYING FABRIC IN DIFFERENT GRADES, THE HIGHEST PRICE GROUP PREVAILS.
3. FABRIC FOR SEAT AND BACK IS SPECIFIED SEPARATE FROM THE PRIVACY BACK PANEL.
4. THE COM YRDS. AND COL SQ. FT. LISTED REFLECT THE REQUIREMENTS FOR A SINGLE 54" FABRIC THAT IS NON-DIRECTIONAL AND APPLIED RAILROADED. FOR MULTI-FABRIC REQUIREMENTS PLEASE REFER TO THE MOZZO SECTION OF OUR WEBSITE.
5. OPTIONAL PRIVACY BACK PANELS ARE FULLY UPHOLSTERED, FIELD INSTALLED, AND MUST BE ORDERED AT THE SAME TIME AS SEATING COMPONENTS. PRIVACY BACK PANELS CANNOT BE RETROFITTED TO EXISTING BACKLESS SEATING COMPONENTS.
6. CONTRASTING SOLID TEXTILES ARE RECOMMENDED FOR UPHOLSTERED PRIVACY BACK PANELS, AS A PROPER MATCH CANNOT BE ACHIEVED WITH TWO-WAY PATTERNS. PRIVACY BACK PANELS ARE AVAILABLE IN ULTRALEATHER, SOLID TEXTILES, AND ONE WAY REPEAT TEXTILES. VINYL AND LEATHERS ARE NOT APPLICABLE.
7. STRIPED PATTERNS MAY BE APPLIED ONLY TO THE SEAT AND BACK OF ONE SEAT UNITS, NOT THE OUTSIDE BACK, PRIVACY BACK PANEL, OR ARMS. STRIPED PATTERNS ARE NOT RECOMMENDED FOR MULTIPLE SEAT UNITS.
8. DUE TO UNUSUAL UPHOLSTERY CONDITIONS, INHERENT IN THE DESIGN OF MOZZO, NOT ALL SEATING FABRICS MAY BE SPECIFIED. PRE-APPROVAL IS REQUIRED FOR ALL COM TEXTILES.
9. SEATING COMPONENTS WITH ARMS AND BENCHES ARE INDEPENDENT AND NOT INTENDED TO CONNECT TO OTHER SEATING COMPONENTS OR CONNECTING TABLES WITH GANGING HARDWARE.

LEATHER LIST PRICE

COL	C1	C2	C3	C4	C5	C6
	BASIC	FUNDAMENTAL	HAMPTON	VOLO	ANDES	VELLUTO PELLE

2,020 3,660 3,950 4,140 QUOTED UPON REQUEST

2,565 4,645 5,020 5,270 QUOTED UPON REQUEST

3,690 6,050 6,515 6,830 QUOTED UPON REQUEST

DIMENSIONS

W	46
D	33.5
H	51
SW	39
SD	20
SH	20
BH	12.75
AH	6

W	59
D	33.5
H	51
SW	52
SD	20
SH	20
BH	12.75
AH	6

W	85
D	33.5
H	51
SW	78
SD	20
SH	20
BH	12.75
AH	6

FIGURES

YARDAGE REQUIREMENTS SHOWN
ARE BASED ON NON-DIRECTIONAL
54" TEXTILES. REFER TO PAGE 3
FOR HELP WITH TEXTILES WITH
REPEATS OR SEND AN EMAIL TO:
COM_HELP@EKOCONTRACT.COM

COM (YDS.)	5.5
P PANEL (YDS.)	2.75
COL (SQ. FT.)	99
WEIGHT (LBS.)	75
CUBIC FEET	45

COM (YDS.)	7.5
P PANEL (YDS.)	3.5
COL (SQ. FT.)	135
WEIGHT (LBS.)	100
CUBIC FEET	58

COM (YDS.)	9.25
P PANEL (YDS.)	5.25
COL (SQ. FT.)	167
WEIGHT (LBS.)	125
CUBIC FEET	84

mozzo lounge



PRODUCT SPECIFICATIONS

DESIGNED TO CREATE A SENSE OF PLACE IN THE MIDST OF MODERN MOBILITY, MOZZO BOASTS TECH-SAVVY FEATURES, FOR SOCIAL CONNECTIVITY, THAT ENHANCE SPACES WHERE PEOPLE WORK, GATHER, LINGER AND CONVERSE. A FRESH MIX OF COMPONENTS, INCLUDING OPTIONAL SPACE DIVIDING BACK ELEMENTS AND TRANSLUCENT PRIVACY PANELS CREATE VISUAL PRIVACY AND A SENSE OF PERSONAL BOUNDARY WITHIN PUBLIC SPACES. ADAPTABLE TO OPEN PLAN ENVIRONMENTS, MOZZO'S FORWARD THINKING DESIGN EASES SOCIAL CONNECTIVITY AND CONFIGURABILITY. AVAILABLE IN ONE, TWO AND THREE SEAT COMPONENTS AND TABLES, INCLUDING BENCHES AND MOBILE OTTOMANS, MOZZO IS BUILT TOUGH TO ENCOURAGE HUBS OF LIVELY INTERACTION AND IS UNIVERSALLY SIZED FOR EASY SPECIFICATION.

MOZZO'S SUPERIOR CONSTRUCTION INCLUDES SOLID HARDWOOD AND CNC CUT FURNITURE GRADE PLYWOOD FRAMES. JOINTS ARE CORNER BLOCKED, GLUED, AND FASTENED FOR DURABILITY. TEXTILES ARE HAND-TAILORED OVER 100% POLYURETHANE FOAM THAT MEETS CAL 117 STANDARDS.

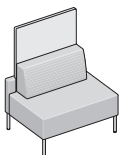
DESIGNED BY JESS SOREL.

METAL PAINT COLORS

- PC1** MILK GLOSS
- PC2** CHARCOAL GLOSS
- PC3** OATMEAL GLOSS
- PC4** SILVER
- PC5** CHROME
- PC6** RAVEN

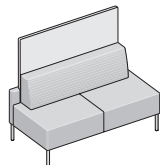
MODEL	DESCRIPTION	FABRIC LIST PRICE								
		COM	CUE	2	3	4	5	6	7	8
63014	ARMLESS ONE SEAT	1,550	1,665	1,855	1,985	2,115	2,240	2,370	2,500	2,755

WITH PRIVACY BACK PANEL



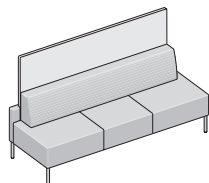
63015	ARMLESS TWO SEAT	2,350	2,495	2,760	2,935	3,105	3,280	3,450	3,625	3,970
--------------	------------------	-------	-------	-------	-------	-------	-------	-------	-------	-------

WITH PRIVACY BACK PANEL

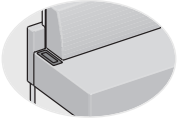


63016	ARMLESS THREE SEAT	3,130	3,350	3,735	3,980	4,225	4,465	4,710	4,955	5,445
--------------	--------------------	-------	-------	-------	-------	-------	-------	-------	-------	-------

WITH PRIVACY BACK PANEL



ADDITIONAL PRODUCT ORDERING OPTIONS



FLAT MOUNT POWER/DATA CENTER

FEATURING NEWLY ENGINEERED PATENTED WATER-PROOF OUTLETS. CONSTRUCTED OF ANODIZED ALUMINUM AND LASER CUT STEEL. CONTAINS 2 POWER OUTLETS, 2 ACTIVE USB PORTS AND 120-INCH POWER CORD. SPECIFY LEFT OR RIGHT, AS SEATED.

FMPD/GWT GLOSS WHITE (ADD \$680 LIST)

FMPD/GBK GLOSS BLACK (ADD \$680 LIST)

BOTH LEFT AND RIGHT (ADD \$1,360 LIST)

MOZZO NOTES

1. ALL UPHOLSTERED COMPONENTS ARE STANDARD WITH RAILROADED SEAT AND BACK TEXTILES.
2. WHEN SPECIFYING FABRIC IN DIFFERENT GRADES, THE HIGHEST PRICE GROUP PREVAILS.
3. FABRIC FOR SEAT AND BACK IS SPECIFIED SEPARATE FROM THE PRIVACY BACK PANEL.
4. THE COM YRDS. AND COL SQ. FT. LISTED REFLECT THE REQUIREMENTS FOR A SINGLE 54" FABRIC THAT IS NON-DIRECTIONAL AND APPLIED RAILROADED. FOR MULTI-FABRIC REQUIREMENTS PLEASE REFER TO THE MOZZO SECTION OF OUR WEBSITE.
5. OPTIONAL PRIVACY BACK PANELS ARE FULLY UPHOLSTERED, FIELD INSTALLED, AND MUST BE ORDERED AT THE SAME TIME AS SEATING COMPONENTS. PRIVACY BACK PANELS CANNOT BE RETROFITTED TO EXISTING BACKLESS SEATING COMPONENTS.
6. CONTRASTING SOLID TEXTILES ARE RECOMMENDED FOR UPHOLSTERED PRIVACY BACK PANELS, AS A PROPER MATCH CANNOT BE ACHIEVED WITH TWO-WAY PATTERNS. PRIVACY BACK PANELS ARE AVAILABLE IN ULTRALEATHER, SOLID TEXTILES, AND ONE WAY REPEAT TEXTILES. VINYL AND LEATHERS ARE NOT APPLICABLE.
7. STRIPED PATTERNS MAY BE APPLIED ONLY TO THE SEAT AND BACK OF ONE SEAT UNITS, NOT THE OUTSIDE BACK, PRIVACY BACK PANEL, OR ARMS. STRIPED PATTERNS ARE NOT RECOMMENDED FOR MULTIPLE SEAT UNITS.
8. DUE TO UNUSUAL UPHOLSTERY CONDITIONS, INHERENT IN THE DESIGN OF MOZZO, NOT ALL SEATING FABRICS MAY BE SPECIFIED. PRE-APPROVAL IS REQUIRED FOR ALL COM TEXTILES.
9. SEATING COMPONENTS WITH ARMS AND BENCHES ARE INDEPENDENT AND NOT INTENDED TO CONNECT TO OTHER SEATING COMPONENTS OR CONNECTING TABLES WITH GANGING HARDWARE.

LEATHER LIST PRICE

COL	C1	C2	C3	C4	C5	C6
	BASIC	FUNDAMENTAL	HAMPTON	VOLO	ANDES	VELLUTO PELLE

1,750 3,390 3,680 3,870 QUOTED UPON REQUEST

2,650 4,570 4,920 5,150 QUOTED UPON REQUEST

3,530 5,825 6,250 6,535 QUOTED UPON REQUEST

DIMENSIONS

W	39
D	33.5
H	51
SW	39
SD	20
SH	20
BH	12.75

W	52
D	33.5
H	51
SW	52
SD	20
SH	20
BH	12.75

W	78
D	33.5
H	51
SW	78
SD	20
SH	20
BH	12.75

FIGURES

YARDAGE REQUIREMENTS SHOWN ARE BASED ON NON-DIRECTIONAL 54" TEXTILES. REFER TO PAGE 3 FOR HELP WITH TEXTILES WITH REPEATS OR SEND AN EMAIL TO: COM_HELP@EKOCONTRACT.COM

COM (YDS.)	3.75
P PANEL (YDS.)	2.5
COL (SQ. FT.)	68
WEIGHT (LBS.)	65
CUBIC FEET	39

COM (YDS.)	5.75
P PANEL (YDS.)	3.5
COL (SQ. FT.)	104
WEIGHT (LBS.)	90
CUBIC FEET	51

COM (YDS.)	8.25
P PANEL (YDS.)	5.25
COL (SQ. FT.)	149
WEIGHT (LBS.)	115
CUBIC FEET	77

mozzo lounge



PRODUCT SPECIFICATIONS

DESIGNED TO CREATE A SENSE OF PLACE IN THE MIDST OF MODERN MOBILITY, MOZZO BOASTS TECH-SAVVY FEATURES, FOR SOCIAL CONNECTIVITY, THAT ENHANCE SPACES WHERE PEOPLE WORK, GATHER, LINGER AND CONVERSE. A FRESH MIX OF COMPONENTS, INCLUDING OPTIONAL SPACE DIVIDING BACK ELEMENTS AND TRANSLUCENT PRIVACY PANELS CREATE VISUAL PRIVACY AND A SENSE OF PERSONAL BOUNDARY WITHIN PUBLIC SPACES. ADAPTABLE TO OPEN PLAN ENVIRONMENTS, MOZZO'S FORWARD THINKING DESIGN EASES SOCIAL CONNECTIVITY AND CONFIGURABILITY. AVAILABLE IN ONE, TWO AND THREE SEAT COMPONENTS AND TABLES, INCLUDING BENCHES AND MOBILE OTTOMANS, MOZZO IS BUILT TOUGH TO ENCOURAGE HUBS OF LIVELY INTERACTION AND IS UNIVERSALLY SIZED FOR EASY SPECIFICATION.

MOZZO'S SUPERIOR CONSTRUCTION INCLUDES SOLID HARDWOOD AND CNC CUT FURNITURE GRADE PLYWOOD FRAMES. JOINTS ARE CORNER BLOCKED, GLUED, AND FASTENED FOR DURABILITY. TEXTILES ARE HAND-TAILORED OVER 100% POLYURETHANE FOAM THAT MEETS CAL 117 STANDARDS.

DESIGNED BY JESS SOREL.

METAL PAINT COLORS

- PC1** MILK GLOSS
- PC2** CHARCOAL GLOSS
- PC3** OATMEAL GLOSS
- PC4** SILVER
- PC5** CHROME
- PC6** RAVEN

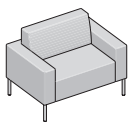
MODEL

DESCRIPTION

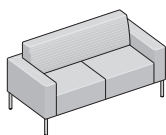
FABRIC LIST PRICE

COM CUE 2 3 4 5 6 7 8

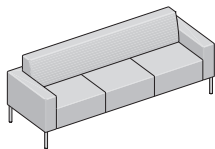
MODEL	DESCRIPTION	COM	CUE	2	3	4	5	6	7	8
62011	ONE SEAT	1,720	1,800	2,005	2,135	2,265	2,395	2,525	2,650	2,910



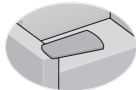
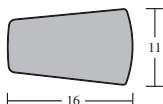
62012	TWO SEAT	2,245	2,490	2,615	2,775	2,935	3,095	3,255	3,415	3,730
-------	----------	-------	-------	-------	-------	-------	-------	-------	-------	-------



62013	THREE SEAT	3,075	3,220	3,490	3,675	3,855	4,035	4,215	4,395	4,760
-------	------------	-------	-------	-------	-------	-------	-------	-------	-------	-------

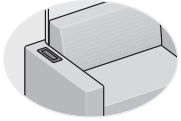


TABLET OPTIONS



LAMINATE TABLET
 300 LB. WEIGHT RATING STANDARD
 LAMINATE AND T-MOLD COLOR MUST BE SPECIFIED
 RIGHT HANDED POSITION **MTR** (ADD \$380 LIST)
 LEFT HANDED POSITION **MTL** (ADD \$380 LIST)

ADDITIONAL PRODUCT ORDERING OPTIONS



FLAT MOUNT POWER/DATA CENTER

FEATURING NEWLY ENGINEERED PATENTED WATER-PROOF OUTLETS. CONSTRUCTED OF ANODIZED ALUMINUM AND LASER CUT STEEL. CONTAINS 2 POWER OUTLETS, 2 ACTIVE USB PORTS AND 120-INCH POWER CORD. SPECIFY LEFT OR RIGHT, AS SEATED.

FMPD/GWT GLOSS WHITE (ADD \$680 LIST)

FMPD/GBK GLOSS BLACK (ADD \$680 LIST)

BOTH LEFT AND RIGHT (ADD \$1,360 LIST)

MOZZO NOTES

1. ALL UPHOLSTERED COMPONENTS ARE STANDARD WITH RAILROADED SEAT AND BACK TEXTILES.
2. WHEN SPECIFYING FABRIC IN DIFFERENT GRADES, THE HIGHEST PRICE GROUP PREVAILS.
3. FABRIC FOR SEAT AND BACK IS SPECIFIED SEPARATE FROM THE PRIVACY BACK PANEL.
4. THE COM YRDS. AND COL SQ. FT. LISTED REFLECT THE REQUIREMENTS FOR A SINGLE 54" FABRIC THAT IS NON-DIRECTIONAL AND APPLIED RAILROADED. FOR MULTI-FABRIC REQUIREMENTS PLEASE REFER TO THE MOZZO SECTION OF OUR WEBSITE.
5. OPTIONAL PRIVACY BACK PANELS ARE FULLY UPHOLSTERED, FIELD INSTALLED, AND MUST BE ORDERED AT THE SAME TIME AS SEATING COMPONENTS. PRIVACY BACK PANELS CANNOT BE RETROFITTED TO EXISTING BACKLESS SEATING COMPONENTS.
6. CONTRASTING SOLID TEXTILES ARE RECOMMENDED FOR UPHOLSTERED PRIVACY BACK PANELS, AS A PROPER MATCH CANNOT BE ACHIEVED WITH TWO-WAY PATTERNS. PRIVACY BACK PANELS ARE AVAILABLE IN ULTRALEATHER, SOLID TEXTILES, AND ONE WAY REPEAT TEXTILES. VINYL AND LEATHERS ARE NOT APPLICABLE.
7. STRIPED PATTERNS MAY BE APPLIED ONLY TO THE SEAT AND BACK OF ONE SEAT UNITS, NOT THE OUTSIDE BACK, PRIVACY BACK PANEL, OR ARMS. STRIPED PATTERNS ARE NOT RECOMMENDED FOR MULTIPLE SEAT UNITS.
8. DUE TO UNUSUAL UPHOLSTERY CONDITIONS, INHERENT IN THE DESIGN OF MOZZO, NOT ALL SEATING FABRICS MAY BE SPECIFIED. PRE-APPROVAL IS REQUIRED FOR ALL COM TEXTILES.
9. SEATING COMPONENTS WITH ARMS AND BENCHES ARE INDEPENDENT AND NOT INTENDED TO CONNECT TO OTHER SEATING COMPONENTS OR CONNECTING TABLES WITH GANGING HARDWARE.

LEATHER LIST PRICE

COL	C1	C2	C3	C4	C5	C6
	BASIC	FUNDAMENTAL	HAMPTON	VOLO	ANDES	VELLUTO PELLE

1,920 3,480 3,760 3,945 QUOTED UPON REQUEST

2,545 4,005 4,280 4,470 QUOTED UPON REQUEST

3,475 5,210 5,545 5,775 QUOTED UPON REQUEST

DIMENSIONS

W	53
D	33.5
H	32
SW	39
SD	20
SH	20
BH	12.75
AH	6

W	66
D	33.5
H	32
SW	52
SD	20
SH	20
BH	12.75
AH	6

W	92
D	33.5
H	32
SW	78
SD	20
SH	20
BH	12.75
AH	6

FIGURES

YARDAGE REQUIREMENTS SHOWN ARE BASED ON NON-DIRECTIONAL 54" TEXTILES. REFER TO PAGE 3 FOR HELP WITH TEXTILES WITH REPEATS OR SEND AN EMAIL TO: COM_HELP@EKOCONTRACT.COM

COM (YDS.)	6.5
COL (SQ. FT.)	117
WEIGHT (LBS.)	85
CUBIC FEET	33

COM (YDS.)	8
COL (SQ. FT.)	144
WEIGHT (LBS.)	110
CUBIC FEET	41

COM (YDS.)	10
COL (SQ. FT.)	180
WEIGHT (LBS.)	135
CUBIC FEET	57

mozzo lounge



PRODUCT SPECIFICATIONS

DESIGNED TO CREATE A SENSE OF PLACE IN THE MIDST OF MODERN MOBILITY, MOZZO BOASTS TECH-SAVVY FEATURES, FOR SOCIAL CONNECTIVITY, THAT ENHANCE SPACES WHERE PEOPLE WORK, GATHER, LINGER AND CONVERSE. A FRESH MIX OF COMPONENTS, INCLUDING OPTIONAL SPACE DIVIDING BACK ELEMENTS AND TRANSLUCENT PRIVACY PANELS CREATE VISUAL PRIVACY AND A SENSE OF PERSONAL BOUNDARY WITHIN PUBLIC SPACES. ADAPTABLE TO OPEN PLAN ENVIRONMENTS, MOZZO'S FORWARD THINKING DESIGN EASES SOCIAL CONNECTIVITY AND CONFIGURABILITY. AVAILABLE IN ONE, TWO AND THREE SEAT COMPONENTS AND TABLES, INCLUDING BENCHES AND MOBILE OTTOMANS, MOZZO IS BUILT TOUGH TO ENCOURAGE HUBS OF LIVELY INTERACTION AND IS UNIVERSALLY SIZED FOR EASY SPECIFICATION.

MOZZO'S SUPERIOR CONSTRUCTION INCLUDES SOLID HARDWOOD AND CNC CUT FURNITURE GRADE PLYWOOD FRAMES. JOINTS ARE CORNER BLOCKED, GLUED, AND FASTENED FOR DURABILITY. TEXTILES ARE HAND-TAILORED OVER 100% POLYURETHANE FOAM THAT MEETS CAL 117 STANDARDS.

DESIGNED BY JESS SOREL.

METAL PAINT COLORS

- PC1** MILK GLOSS
- PC2** CHARCOAL GLOSS
- PC3** OATMEAL GLOSS
- PC4** SILVER
- PC5** CHROME
- PC6** RAVEN

MODEL

DESCRIPTION

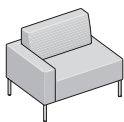
FABRIC LIST PRICE

COM CUE 2 3 4 5 6 7 8

62017R

RIGHT ARM ONE SEAT

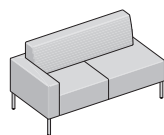
1,620 1,725 1,870 1,955 2,065 2,175 2,285 2,390 2,610



62018R

RIGHT ARM TWO SEAT

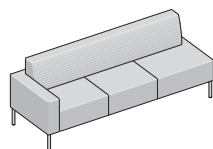
1,990 2,235 2,330 2,480 2,630 2,780 2,930 3,080 3,375



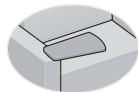
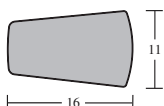
62019R

RIGHT ARM THREE SEAT

2,940 3,100 3,315 3,485 3,650 3,815 3,985 4,150 4,485



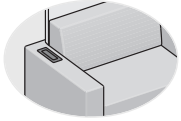
TABLET OPTIONS



LAMINATE TABLET

300 LB. WEIGHT RATING STANDARD
LAMINATE AND T-MOLD COLOR MUST BE SPECIFIED
RIGHT HANDED POSITION **MTR** (ADD \$380 LIST)
LEFT HANDED POSITION **MTL** (ADD \$380 LIST)

ADDITIONAL PRODUCT ORDERING OPTIONS



FLAT MOUNT POWER/DATA CENTER

FEATURING NEWLY ENGINEERED PATENTED WATER-PROOF OUTLETS. CONSTRUCTED OF ANODIZED ALUMINUM AND LASER CUT STEEL. CONTAINS 2 POWER OUTLETS, 2 ACTIVE USB PORTS AND 120-INCH POWER CORD. SPECIFY LEFT OR RIGHT, AS SEATED.

FMPD/GWT GLOSS WHITE (ADD \$680 LIST)

FMPD/GBK GLOSS BLACK (ADD \$680 LIST)

BOTH LEFT AND RIGHT (ADD \$1,360 LIST)

MOZZO NOTES

1. ALL UPHOLSTERED COMPONENTS ARE STANDARD WITH RAILROADED SEAT AND BACK TEXTILES.
2. WHEN SPECIFYING FABRIC IN DIFFERENT GRADES, THE HIGHEST PRICE GROUP PREVAILS.
3. FABRIC FOR SEAT AND BACK IS SPECIFIED SEPARATE FROM THE PRIVACY BACK PANEL.
4. THE COM YRDS. AND COL SQ. FT. LISTED REFLECT THE REQUIREMENTS FOR A SINGLE 54" FABRIC THAT IS NON-DIRECTIONAL AND APPLIED RAILROADED. FOR MULTI-FABRIC REQUIREMENTS PLEASE REFER TO THE MOZZO SECTION OF OUR WEBSITE.
5. OPTIONAL PRIVACY BACK PANELS ARE FULLY UPHOLSTERED, FIELD INSTALLED, AND MUST BE ORDERED AT THE SAME TIME AS SEATING COMPONENTS. PRIVACY BACK PANELS CANNOT BE RETROFITTED TO EXISTING BACKLESS SEATING COMPONENTS.
6. CONTRASTING SOLID TEXTILES ARE RECOMMENDED FOR UPHOLSTERED PRIVACY BACK PANELS, AS A PROPER MATCH CANNOT BE ACHIEVED WITH TWO-WAY PATTERNS. PRIVACY BACK PANELS ARE AVAILABLE IN ULTRALEATHER, SOLID TEXTILES, AND ONE WAY REPEAT TEXTILES. VINYL AND LEATHERS ARE NOT APPLICABLE.
7. STRIPED PATTERNS MAY BE APPLIED ONLY TO THE SEAT AND BACK OF ONE SEAT UNITS, NOT THE OUTSIDE BACK, PRIVACY BACK PANEL, OR ARMS. STRIPED PATTERNS ARE NOT RECOMMENDED FOR MULTIPLE SEAT UNITS.
8. DUE TO UNUSUAL UPHOLSTERY CONDITIONS, INHERENT IN THE DESIGN OF MOZZO, NOT ALL SEATING FABRICS MAY BE SPECIFIED. PRE-APPROVAL IS REQUIRED FOR ALL COM TEXTILES.
9. SEATING COMPONENTS WITH ARMS AND BENCHES ARE INDEPENDENT AND NOT INTENDED TO CONNECT TO OTHER SEATING COMPONENTS OR CONNECTING TABLES WITH GANGING HARDWARE.

LEATHER LIST PRICE

COL	C1	C2	C3	C4	C5	C6
	BASIC	FUNDAMENTAL	HAMPTON	VOLO	ANDES	VELLUTO PELLE

1,820 2,760 2,945 3,070 QUOTED UPON REQUEST

2,290 3,745 4,025 4,215 QUOTED UPON REQUEST

3,340 5,070 5,410 5,640 QUOTED UPON REQUEST

DIMENSIONS

W	46
D	33.5
H	32
SW	39
SD	20
SH	20
BH	12.75
AH	6

W	59
D	33.5
H	32
SW	52
SD	20
SH	20
BH	12.75
AH	6

W	85
D	33.5
H	32
SW	78
SD	20
SH	20
BH	12.75
AH	6

FIGURES

YARDAGE REQUIREMENTS SHOWN ARE BASED ON NON-DIRECTIONAL 54" TEXTILES. REFER TO PAGE 3 FOR HELP WITH TEXTILES WITH REPEATS OR SEND AN EMAIL TO: COM_HELP@EKOCONTRACT.COM

COM (YDS.)	5.5
COL (SQ. FT.)	99
WEIGHT (LBS.)	75
CUBIC FEET	29

COM (YDS.)	7.5
COL (SQ. FT.)	135
WEIGHT (LBS.)	100
CUBIC FEET	37

COM (YDS.)	9.25
COL (SQ. FT.)	167
WEIGHT (LBS.)	125
CUBIC FEET	53

mozzo lounge



PRODUCT SPECIFICATIONS

DESIGNED TO CREATE A SENSE OF PLACE IN THE MIDST OF MODERN MOBILITY, MOZZO BOASTS TECH-SAVVY FEATURES, FOR SOCIAL CONNECTIVITY, THAT ENHANCE SPACES WHERE PEOPLE WORK, GATHER, LINGER AND CONVERSE. A FRESH MIX OF COMPONENTS, INCLUDING OPTIONAL SPACE DIVIDING BACK ELEMENTS AND TRANSLUCENT PRIVACY PANELS CREATE VISUAL PRIVACY AND A SENSE OF PERSONAL BOUNDARY WITHIN PUBLIC SPACES. ADAPTABLE TO OPEN PLAN ENVIRONMENTS, MOZZO'S FORWARD THINKING DESIGN EASES SOCIAL CONNECTIVITY AND CONFIGURABILITY. AVAILABLE IN ONE, TWO AND THREE SEAT COMPONENTS AND TABLES, INCLUDING BENCHES AND MOBILE OTTOMANS, MOZZO IS BUILT TOUGH TO ENCOURAGE HUBS OF LIVELY INTERACTION AND IS UNIVERSALLY SIZED FOR EASY SPECIFICATION.

MOZZO'S SUPERIOR CONSTRUCTION INCLUDES SOLID HARDWOOD AND CNC CUT FURNITURE GRADE PLYWOOD FRAMES. JOINTS ARE CORNER BLOCKED, GLUED, AND FASTENED FOR DURABILITY. TEXTILES ARE HAND-TAILORED OVER 100% POLYURETHANE FOAM THAT MEETS CAL 117 STANDARDS.

DESIGNED BY JESS SOREL.

METAL PAINT COLORS

- PC1** MILK GLOSS
- PC2** CHARCOAL GLOSS
- PC3** OATMEAL GLOSS
- PC4** SILVER
- PC5** CHROME
- PC6** RAVEN

MODEL

DESCRIPTION

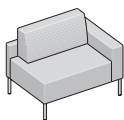
FABRIC LIST PRICE

COM CUE 2 3 4 5 6 7 8

62017L

LEFT ARM ONE SEAT

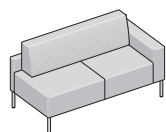
1,620 1,725 1,870 1,955 2,065 2,175 2,285 2,390 2,610



62018L

LEFT ARM TWO SEAT

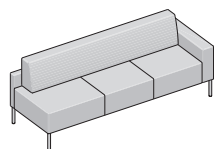
1,990 2,235 2,330 2,480 2,630 2,780 2,930 3,080 3,375



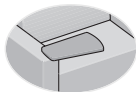
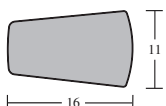
62019L

LEFT ARM THREE SEAT

2,940 3,100 3,315 3,485 3,650 3,815 3,985 4,150 4,485



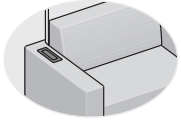
TABLET OPTIONS



LAMINATE TABLET

300 LB. WEIGHT RATING STANDARD
LAMINATE AND T-MOLD COLOR MUST BE SPECIFIED
RIGHT HANDED POSITION **MTR** (ADD \$380 LIST)
LEFT HANDED POSITION **MTL** (ADD \$380 LIST)

ADDITIONAL PRODUCT ORDERING OPTIONS



FLAT MOUNT POWER/DATA CENTER

FEATURING NEWLY ENGINEERED PATENTED WATER-PROOF OUTLETS. CONSTRUCTED OF ANODIZED ALUMINUM AND LASER CUT STEEL. CONTAINS 2 POWER OUTLETS, 2 ACTIVE USB PORTS AND 120-INCH POWER CORD. SPECIFY LEFT OR RIGHT, AS SEATED.

FMPD/GW/T GLOSS WHITE (ADD \$680 LIST)

FMPD/GBK GLOSS BLACK (ADD \$680 LIST)

BOTH LEFT AND RIGHT (ADD \$1,360 LIST)

MOZZO NOTES

1. ALL UPHOLSTERED COMPONENTS ARE STANDARD WITH RAILROADED SEAT AND BACK TEXTILES.
2. WHEN SPECIFYING FABRIC IN DIFFERENT GRADES, THE HIGHEST PRICE GROUP PREVAILS.
3. FABRIC FOR SEAT AND BACK IS SPECIFIED SEPARATE FROM THE PRIVACY BACK PANEL.
4. THE COM YRDS. AND COL SQ. FT. LISTED REFLECT THE REQUIREMENTS FOR A SINGLE 54" FABRIC THAT IS NON-DIRECTIONAL AND APPLIED RAILROADED. FOR MULTI-FABRIC REQUIREMENTS PLEASE REFER TO THE MOZZO SECTION OF OUR WEBSITE.
5. OPTIONAL PRIVACY BACK PANELS ARE FULLY UPHOLSTERED, FIELD INSTALLED, AND MUST BE ORDERED AT THE SAME TIME AS SEATING COMPONENTS. PRIVACY BACK PANELS CANNOT BE RETROFITTED TO EXISTING BACKLESS SEATING COMPONENTS.
6. CONTRASTING SOLID TEXTILES ARE RECOMMENDED FOR UPHOLSTERED PRIVACY BACK PANELS, AS A PROPER MATCH CANNOT BE ACHIEVED WITH TWO-WAY PATTERNS. PRIVACY BACK PANELS ARE AVAILABLE IN ULTRALEATHER, SOLID TEXTILES, AND ONE WAY REPEAT TEXTILES. VINYL AND LEATHERS ARE NOT APPLICABLE.
7. STRIPED PATTERNS MAY BE APPLIED ONLY TO THE SEAT AND BACK OF ONE SEAT UNITS, NOT THE OUTSIDE BACK, PRIVACY BACK PANEL, OR ARMS. STRIPED PATTERNS ARE NOT RECOMMENDED FOR MULTIPLE SEAT UNITS.
8. DUE TO UNUSUAL UPHOLSTERY CONDITIONS, INHERENT IN THE DESIGN OF MOZZO, NOT ALL SEATING FABRICS MAY BE SPECIFIED. PRE-APPROVAL IS REQUIRED FOR ALL COM TEXTILES.
9. SEATING COMPONENTS WITH ARMS AND BENCHES ARE INDEPENDENT AND NOT INTENDED TO CONNECT TO OTHER SEATING COMPONENTS OR CONNECTING TABLES WITH GANGING HARDWARE.

LEATHER LIST PRICE

COL	C1	C2	C3	C4	C5	C6
	BASIC	FUNDAMENTAL	HAMPTON	VOLO	ANDES	VELLUTO PELLE

1,820 2,760 2,945 3,070 QUOTED UPON REQUEST

2,290 3,745 4,025 4,215 QUOTED UPON REQUEST

3,340 5,070 5,410 5,640 QUOTED UPON REQUEST

DIMENSIONS

W	46
D	33.5
H	32
SW	39
SD	20
SH	20
BH	12.75
AH	6

W	59
D	33.5
H	32
SW	52
SD	20
SH	20
BH	12.75
AH	6

W	85
D	33.5
H	32
SW	78
SD	20
SH	20
BH	12.75
AH	6

FIGURES

YARDAGE REQUIREMENTS SHOWN ARE BASED ON NON-DIRECTIONAL 54" TEXTILES. REFER TO PAGE 3 FOR HELP WITH TEXTILES WITH REPEATS OR SEND AN EMAIL TO: COM_HELP@EKOCONTRACT.COM

COM (YDS.)	5.5
COL (SQ. FT.)	99
WEIGHT (LBS.)	75
CUBIC FEET	29

COM (YDS.)	7.5
COL (SQ. FT.)	135
WEIGHT (LBS.)	100
CUBIC FEET	37

COM (YDS.)	9.25
COL (SQ. FT.)	167
WEIGHT (LBS.)	125
CUBIC FEET	53

mozzo lounge



PRODUCT SPECIFICATIONS

DESIGNED TO CREATE A SENSE OF PLACE IN THE MIDST OF MODERN MOBILITY, MOZZO BOASTS TECH-SAVVY FEATURES, FOR SOCIAL CONNECTIVITY, THAT ENHANCE SPACES WHERE PEOPLE WORK, GATHER, LINGER AND CONVERSE. A FRESH MIX OF COMPONENTS, INCLUDING OPTIONAL SPACE DIVIDING BACK ELEMENTS AND TRANSLUCENT PRIVACY PANELS CREATE VISUAL PRIVACY AND A SENSE OF PERSONAL BOUNDARY WITHIN PUBLIC SPACES. ADAPTABLE TO OPEN PLAN ENVIRONMENTS, MOZZO'S FORWARD THINKING DESIGN EASES SOCIAL CONNECTIVITY AND CONFIGURABILITY. AVAILABLE IN ONE, TWO AND THREE SEAT COMPONENTS AND TABLES, INCLUDING BENCHES AND MOBILE OTTOMANS, MOZZO IS BUILT TOUGH TO ENCOURAGE HUBS OF LIVELY INTERACTION AND IS UNIVERSALLY SIZED FOR EASY SPECIFICATION.

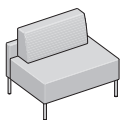
MOZZO'S SUPERIOR CONSTRUCTION INCLUDES SOLID HARDWOOD AND CNC CUT FURNITURE GRADE PLYWOOD FRAMES. JOINTS ARE CORNER BLOCKED, GLUED, AND FASTENED FOR DURABILITY. TEXTILES ARE HAND-TAILORED OVER 100% POLYURETHANE FOAM THAT MEETS CAL 117 STANDARDS.

DESIGNED BY JESS SOREL.

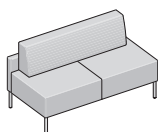
METAL PAINT COLORS

- PC1** MILK GLOSS
- PC2** CHARCOAL GLOSS
- PC3** OATMEAL GLOSS
- PC4** SILVER
- PC5** CHROME
- PC6** RAVEN

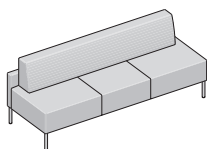
MODEL	DESCRIPTION	FABRIC LIST PRICE								
		COM	CUE	2	3	4	5	6	7	8
62014	ARMLESS ONE SEAT	1,385	1,425	1,550	1,635	1,720	1,800	1,885	1,970	2,135



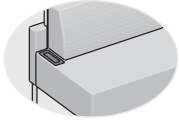
62015	ARMLESS TWO SEAT	2,045	2,100	2,260	2,360	2,465	2,570	2,675	2,780	2,985
--------------	------------------	-------	-------	-------	-------	-------	-------	-------	-------	-------



62016	ARMLESS THREE SEAT	2,795	2,925	3,115	3,265	3,415	3,565	3,710	3,860	4,160
--------------	--------------------	-------	-------	-------	-------	-------	-------	-------	-------	-------



ADDITIONAL PRODUCT ORDERING OPTIONS



FLAT MOUNT POWER/DATA CENTER

FEATURING NEWLY ENGINEERED PATENTED WATER-PROOF OUTLETS. CONSTRUCTED OF ANODIZED ALUMINUM AND LASER CUT STEEL. CONTAINS 2 POWER OUTLETS, 2 ACTIVE USB PORTS AND 120-INCH POWER CORD. SPECIFY LEFT OR RIGHT, AS SEATED.

FMPD/GWT GLOSS WHITE (ADD \$680 LIST)

FMPD/GBK GLOSS BLACK (ADD \$680 LIST)

BOTH LEFT AND RIGHT (ADD \$1,360 LIST)

MOZZO NOTES

1. ALL UPHOLSTERED COMPONENTS ARE STANDARD WITH RAILROADED SEAT AND BACK TEXTILES.
2. WHEN SPECIFYING FABRIC IN DIFFERENT GRADES, THE HIGHEST PRICE GROUP PREVAILS.
3. FABRIC FOR SEAT AND BACK IS SPECIFIED SEPARATE FROM THE PRIVACY BACK PANEL.
4. THE COM YRDS. AND COL SQ. FT. LISTED REFLECT THE REQUIREMENTS FOR A SINGLE 54" FABRIC THAT IS NON-DIRECTIONAL AND APPLIED RAILROADED. FOR MULTI-FABRIC REQUIREMENTS PLEASE REFER TO THE MOZZO SECTION OF OUR WEBSITE.
5. OPTIONAL PRIVACY BACK PANELS ARE FULLY UPHOLSTERED, FIELD INSTALLED, AND MUST BE ORDERED AT THE SAME TIME AS SEATING COMPONENTS. PRIVACY BACK PANELS CANNOT BE RETROFITTED TO EXISTING BACKLESS SEATING COMPONENTS.
6. CONTRASTING SOLID TEXTILES ARE RECOMMENDED FOR UPHOLSTERED PRIVACY BACK PANELS, AS A PROPER MATCH CANNOT BE ACHIEVED WITH TWO-WAY PATTERNS. PRIVACY BACK PANELS ARE AVAILABLE IN ULTRALEATHER, SOLID TEXTILES, AND ONE WAY REPEAT TEXTILES. VINYL AND LEATHERS ARE NOT APPLICABLE.
7. STRIPED PATTERNS MAY BE APPLIED ONLY TO THE SEAT AND BACK OF ONE SEAT UNITS, NOT THE OUTSIDE BACK, PRIVACY BACK PANEL, OR ARMS. STRIPED PATTERNS ARE NOT RECOMMENDED FOR MULTIPLE SEAT UNITS.
8. DUE TO UNUSUAL UPHOLSTERY CONDITIONS, INHERENT IN THE DESIGN OF MOZZO, NOT ALL SEATING FABRICS MAY BE SPECIFIED. PRE-APPROVAL IS REQUIRED FOR ALL COM TEXTILES.
9. SEATING COMPONENTS WITH ARMS AND BENCHES ARE INDEPENDENT AND NOT INTENDED TO CONNECT TO OTHER SEATING COMPONENTS OR CONNECTING TABLES WITH GANGING HARDWARE.

LEATHER LIST PRICE

COL	C1	C2	C3	C4	C5	C6
	BASIC	FUNDAMENTAL	HAMPTON	VOLO	ANDES	VELLUTO PELLE

1,585 2,600 2,795 2,925 QUOTED UPON REQUEST

2,345 3,075 3,245 3,355 QUOTED UPON REQUEST

3,195 4,360 4,615 4,785 QUOTED UPON REQUEST

DIMENSIONS

FIGURES

YARDAGE REQUIREMENTS SHOWN ARE BASED ON NON-DIRECTIONAL 54" TEXTILES. REFER TO PAGE 3 FOR HELP WITH TEXTILES WITH REPEATS OR SEND AN EMAIL TO: COM_HELP@EKOCONTRACT.COM

W	39	COM (YDS.)	3.75
D	33.5	COL (SQ. FT.)	68
H	32	WEIGHT (LBS.)	65
SW	39	CUBIC FEET	24
SD	20		
SH	20		
BH	12.75		

W	52	COM (YDS.)	5.75
D	33.5	COL (SQ. FT.)	104
H	32	WEIGHT (LBS.)	90
SW	52	CUBIC FEET	32
SD	20		
SH	20		
BH	12.75		

W	78	COM (YDS.)	8.25
D	33.5	COL (SQ. FT.)	149
H	32	WEIGHT (LBS.)	115
SW	78	CUBIC FEET	48
SD	20		
SH	20		
BH	12.75		

mozzo lounge



PRODUCT SPECIFICATIONS

DESIGNED TO CREATE A SENSE OF PLACE IN THE MIDST OF MODERN MOBILITY, MOZZO BOASTS TECH-SAVVY FEATURES, FOR SOCIAL CONNECTIVITY, THAT ENHANCE SPACES WHERE PEOPLE WORK, GATHER, LINGER AND CONVERSE. A FRESH MIX OF COMPONENTS, INCLUDING OPTIONAL SPACE DIVIDING BACK ELEMENTS AND TRANSLUCENT PRIVACY PANELS CREATE VISUAL PRIVACY AND A SENSE OF PERSONAL BOUNDARY WITHIN PUBLIC SPACES. ADAPTABLE TO OPEN PLAN ENVIRONMENTS, MOZZO'S FORWARD THINKING DESIGN EASES SOCIAL CONNECTIVITY AND CONFIGURABILITY. AVAILABLE IN ONE, TWO AND THREE SEAT COMPONENTS AND TABLES, INCLUDING BENCHES AND MOBILE OTTOMANS, MOZZO IS BUILT TOUGH TO ENCOURAGE HUBS OF LIVELY INTERACTION AND IS UNIVERSALLY SIZED FOR EASY SPECIFICATION.

MOZZO'S SUPERIOR CONSTRUCTION INCLUDES SOLID HARDWOOD AND CNC CUT FURNITURE GRADE PLYWOOD FRAMES. JOINTS ARE CORNER BLOCKED, GLUED, AND FASTENED FOR DURABILITY. TEXTILES ARE HAND-TAILORED OVER 100% POLYURETHANE FOAM THAT MEETS CAL 117 STANDARDS.

DESIGNED BY JESS SOREL.

METAL PAINT COLORS

- PC1 MILK GLOSS
- PC2 CHARCOAL GLOSS
- PC3 OATMEAL GLOSS
- PC4 SILVER
- PC5 CHROME
- PC6 RAVEN

MODEL

DESCRIPTION

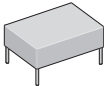
FABRIC LIST PRICE

COM CUE 2 3 4 5 6 7 8

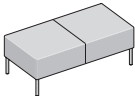
62020 ONE SEAT BENCH 650 665 755 795 835 880 920 960 1,040



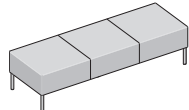
62021 1.5 SEAT BENCH 725 775 850 900 950 1,005 1,055 1,105 1,210



62022 TWO SEAT BENCH 930 995 1,100 1,165 1,230 1,300 1,365 1,430 1,565



62023 THREE SEAT BENCH 1,275 1,400 1,555 1,655 1,760 1,860 1,965 2,065 2,270



MOZZO NOTES

1. ALL UPHOLSTERED COMPONENTS ARE STANDARD WITH RAILROADED SEAT AND BACK TEXTILES.
2. WHEN SPECIFYING FABRIC IN DIFFERENT GRADES, THE HIGHEST PRICE GROUP PREVAILS.
3. FABRIC FOR SEAT AND BACK IS SPECIFIED SEPARATE FROM THE PRIVACY BACK PANEL.
4. THE COM YRDS. AND COL SQ. FT. LISTED REFLECT THE REQUIREMENTS FOR A SINGLE 54" FABRIC THAT IS NON-DIRECTIONAL AND APPLIED RAILROADED. FOR MULTI-FABRIC REQUIREMENTS PLEASE REFER TO THE MOZZO SECTION OF OUR WEBSITE.
5. OPTIONAL PRIVACY BACK PANELS ARE FULLY UPHOLSTERED, FIELD INSTALLED, AND MUST BE ORDERED AT THE SAME TIME AS SEATING COMPONENTS. PRIVACY BACK PANELS CANNOT BE RETROFITTED TO EXISTING BACKLESS SEATING COMPONENTS.
6. CONTRASTING SOLID TEXTILES ARE RECOMMENDED FOR UPHOLSTERED PRIVACY BACK PANELS, AS A PROPER MATCH CANNOT BE ACHIEVED WITH TWO-WAY PATTERNS. PRIVACY BACK PANELS ARE AVAILABLE IN ULTRALEATHER, SOLID TEXTILES, AND ONE WAY REPEAT TEXTILES. VINYL AND LEATHERS ARE NOT APPLICABLE.
7. STRIPED PATTERNS MAY BE APPLIED ONLY TO THE SEAT AND BACK OF ONE SEAT UNITS, NOT THE OUTSIDE BACK, PRIVACY BACK PANEL, OR ARMS. STRIPED PATTERNS ARE NOT RECOMMENDED FOR MULTIPLE SEAT UNITS.
8. DUE TO UNUSUAL UPHOLSTERY CONDITIONS, INHERENT IN THE DESIGN OF MOZZO, NOT ALL SEATING FABRICS MAY BE SPECIFIED. PRE-APPROVAL IS REQUIRED FOR ALL COM TEXTILES.
9. SEATING COMPONENTS WITH ARMS AND BENCHES ARE INDEPENDENT AND NOT INTENDED TO CONNECT TO OTHER SEATING COMPONENTS OR CONNECTING TABLES WITH GANGING HARDWARE.

LEATHER LIST PRICE

COL	C1	C2	C3	C4	C5	C6
	BASIC	FUNDAMENTAL	HAMPTON	VOLO	ANDES	VELLUTO PELLE

750 1,270 1,370 1,430 QUOTED UPON REQUEST

825 1,335 1,430 1,495 QUOTED UPON REQUEST

1,080 1,700 1,835 1,970 QUOTED UPON REQUEST

1,475 2,525 2,715 2,845 QUOTED UPON REQUEST

DIMENSIONS

W	26
D	26
H	20

W	39
D	26
H	20

W	52
D	26
H	20

W	78
D	26
H	20

FIGURES

YARDAGE REQUIREMENTS SHOWN ARE BASED ON NON-DIRECTIONAL 54" TEXTILES. REFER TO PAGE 3 FOR HELP WITH TEXTILES WITH REPEATS OR SEND AN EMAIL TO: COM_HELP@EKOCONTRACT.COM

COM (YDS.)	2
COL (SQ. FT.)	36
WEIGHT (LBS.)	30
CUBIC FEET	8

COM (YDS.)	2.5
COL (SQ. FT.)	45
WEIGHT (LBS.)	45
CUBIC FEET	12

COM (YDS.)	3.25
COL (SQ. FT.)	59
WEIGHT (LBS.)	60
CUBIC FEET	16

COM (YDS.)	5
COL (SQ. FT.)	90
WEIGHT (LBS.)	75
CUBIC FEET	23

mozzo lounge



PRODUCT SPECIFICATIONS

DESIGNED TO CREATE A SENSE OF PLACE IN THE MIDST OF MODERN MOBILITY, MOZZO BOASTS TECH-SAVVY FEATURES, FOR SOCIAL CONNECTIVITY, THAT ENHANCE SPACES WHERE PEOPLE WORK, GATHER, LINGER AND CONVERSE. A FRESH MIX OF COMPONENTS, INCLUDING OPTIONAL SPACE DIVIDING BACK ELEMENTS AND TRANSLUCENT PRIVACY PANELS CREATE VISUAL PRIVACY AND A SENSE OF PERSONAL BOUNDARY WITHIN PUBLIC SPACES. ADAPTABLE TO OPEN PLAN ENVIRONMENTS, MOZZO'S FORWARD THINKING DESIGN EASES SOCIAL CONNECTIVITY AND CONFIGURABILITY. AVAILABLE IN ONE, TWO AND THREE SEAT COMPONENTS AND TABLES, INCLUDING BENCHES AND MOBILE OTTOMANS, MOZZO IS BUILT TOUGH TO ENCOURAGE HUBS OF LIVELY INTERACTION AND IS UNIVERSALLY SIZED FOR EASY SPECIFICATION.

MOZZO'S SUPERIOR CONSTRUCTION INCLUDES SOLID HARDWOOD AND CNC CUT FURNITURE GRADE PLYWOOD FRAMES. JOINTS ARE CORNER BLOCKED, GLUED, AND FASTENED FOR DURABILITY. TEXTILES ARE HAND-TAILORED OVER 100% POLYURETHANE FOAM THAT MEETS CAL 117 STANDARDS.

DESIGNED BY JESS SOREL.

METAL PAINT COLORS

- PC1 MILK GLOSS
- PC2 CHARCOAL GLOSS
- PC3 OATMEAL GLOSS
- PC4 SILVER
- PC5 CHROME
- PC6 RAVEN

MODEL

DESCRIPTION

FABRIC LIST PRICE

COM CUE 2 3 4 5 6 7 8

62024	20X20 MOBILE OTTOMAN	395	425	475	520	565	615	660	705	800
BLACK CASTERS										



62025	26X26 MOBILE OTTOMAN	495	525	575	630	685	740	795	850	955
BLACK CASTERS										



62026	STRAIGHT SEAT EXTENSION	650	665	755	795	835	880	920	960	1,040
HARDWARE INCLUDED: MOUNTING BRACKET, SIX 5/16" HEX HEAD BOLTS AND SIX WASHERS RACHET SET REQUIRED FOR INSTALLATION.										



62027	30° SEAT EXTENSION	650	665	755	795	835	880	920	960	1,040
HARDWARE INCLUDED: MOUNTING BRACKET, SIX 5/16" HEX HEAD BOLTS AND SIX WASHERS RACHET SET REQUIRED FOR INSTALLATION.										



MOZZO NOTES

1. ALL UPHOLSTERED COMPONENTS ARE STANDARD WITH RAILROADED SEAT AND BACK TEXTILES.
2. WHEN SPECIFYING FABRIC IN DIFFERENT GRADES, THE HIGHEST PRICE GROUP PREVAILS.
3. FABRIC FOR SEAT AND BACK IS SPECIFIED SEPARATE FROM THE PRIVACY BACK PANEL.
4. THE COM YRDS. AND COL SQ. FT. LISTED REFLECT THE REQUIREMENTS FOR A SINGLE 54" FABRIC THAT IS NON-DIRECTIONAL AND APPLIED RAILROADED. FOR MULTI-FABRIC REQUIREMENTS PLEASE REFER TO THE MOZZO SECTION OF OUR WEBSITE.
5. OPTIONAL PRIVACY BACK PANELS ARE FULLY UPHOLSTERED, FIELD INSTALLED, AND MUST BE ORDERED AT THE SAME TIME AS SEATING COMPONENTS. PRIVACY BACK PANELS CANNOT BE RETROFITTED TO EXISTING BACKLESS SEATING COMPONENTS.
6. CONTRASTING SOLID TEXTILES ARE RECOMMENDED FOR UPHOLSTERED PRIVACY BACK PANELS, AS A PROPER MATCH CANNOT BE ACHIEVED WITH TWO-WAY PATTERNS. PRIVACY BACK PANELS ARE AVAILABLE IN ULTRALEATHER, SOLID TEXTILES, AND ONE WAY REPEAT TEXTILES. VINYLs AND LEATHERS ARE NOT APPLICABLE.
7. STRIPED PATTERNS MAY BE APPLIED ONLY TO THE SEAT AND BACK OF ONE SEAT UNITS, NOT THE OUTSIDE BACK, PRIVACY BACK PANEL, OR ARMS. STRIPED PATTERNS ARE NOT RECOMMENDED FOR MULTIPLE SEAT UNITS.
8. DUE TO UNUSUAL UPHOLSTERY CONDITIONS, INHERENT IN THE DESIGN OF MOZZO, NOT ALL SEATING FABRICS MAY BE SPECIFIED. PRE-APPROVAL IS REQUIRED FOR ALL COM TEXTILES.
9. SEATING COMPONENTS WITH ARMS AND BENCHES ARE INDEPENDENT AND NOT INTENDED TO CONNECT TO OTHER SEATING COMPONENTS OR CONNECTING TABLES WITH GANGING HARDWARE.

LEATHER LIST PRICE

COL	C1	C2	C3	C4	C5	C6
	BASIC	FUNDAMENTAL	HAMPTON	VOLO	ANDES	VELLUTO PELLE

495 1,010 1,115 1,180 QUOTED UPON REQUEST

595 1,090 1,195 1,260 QUOTED UPON REQUEST

750 1,270 1,370 1,430 QUOTED UPON REQUEST

750 1,270 1,370 1,430 QUOTED UPON REQUEST

DIMENSIONS

W	20
D	20
H	20

W	26
D	26
H	20

W	26
D	26
H	20

W	34
D	40.5
H	20

FIGURES

YARDAGE REQUIREMENTS SHOWN ARE BASED ON NON-DIRECTIONAL 54" TEXTILES. REFER TO PAGE 3 FOR HELP WITH TEXTILES WITH REPEATS OR SEND AN EMAIL TO: COM_HELP@EKOCONTRACT.COM

COM (YDS.)	2
COL (SQ. FT.)	36
WEIGHT (LBS.)	15
CUBIC FEET	5

COM (YDS.)	2.5
COL (SQ. FT.)	45
WEIGHT (LBS.)	30
CUBIC FEET	8

COM (YDS.)	2
COL (SQ. FT.)	36
WEIGHT (LBS.)	30
CUBIC FEET	8

COM (YDS.)	2
COL (SQ. FT.)	36
WEIGHT (LBS.)	30
CUBIC FEET	16

mozzo lounge



PRODUCT SPECIFICATIONS

DESIGNED TO CREATE A SENSE OF PLACE IN THE MIDST OF MODERN MOBILITY, MOZZO BOASTS TECH-SAVVY FEATURES, FOR SOCIAL CONNECTIVITY, THAT ENHANCE SPACES WHERE PEOPLE WORK, GATHER, LINGER AND CONVERSE. A FRESH MIX OF COMPONENTS, INCLUDING OPTIONAL SPACE DIVIDING BACK ELEMENTS AND TRANSLUCENT PRIVACY PANELS CREATE VISUAL PRIVACY AND A SENSE OF PERSONAL BOUNDARY WITHIN PUBLIC SPACES. ADAPTABLE TO OPEN PLAN ENVIRONMENTS, MOZZO'S FORWARD THINKING DESIGN EASES SOCIAL CONNECTIVITY AND CONFIGURABILITY. AVAILABLE IN ONE, TWO AND THREE SEAT COMPONENTS AND TABLES, INCLUDING BENCHES AND MOBILE OTTOMANS, MOZZO IS BUILT TOUGH TO ENCOURAGE HUBS OF LIVELY INTERACTION AND IS UNIVERSALLY SIZED FOR EASY SPECIFICATION.

MOZZO'S SUPERIOR CONSTRUCTION INCLUDES SOLID HARDWOOD AND CNC CUT FURNITURE GRADE PLYWOOD FRAMES. JOINTS ARE CORNER BLOCKED, GLUED, AND FASTENED FOR DURABILITY. TEXTILES ARE HAND-TAILORED OVER 100% POLYURETHANE FOAM THAT MEETS CAL 117 STANDARDS.

DESIGNED BY JESS SOREL.

METAL PAINT COLORS

- PC1** MILK GLOSS
- PC2** CHARCOAL GLOSS
- PC3** OATMEAL GLOSS
- PC4** SILVER
- PC5** CHROME
- PC6** RAVEN

MODEL

DESCRIPTION

LIST PRICE

62028

RIGHT END RUN LAMINATE TABLE

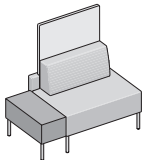
870

62029

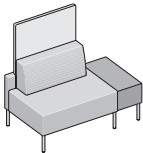
LEFT END RUN LAMINATE TABLE

870

*HARDWARE INCLUDED: MOUNTING BRACKET, SIX 5/16" HEX HEAD BOLTS AND SIX WASHERS
RACHET SET REQUIRED FOR INSTALLATION.*



RIGHT



LEFT

62030

RIGHT END RUN LAMINATE TABLE WITH LAMINATE TABLET

1,250

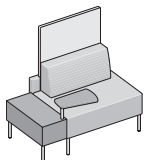
62031

LEFT END RUN LAMINATE TABLE WITH LAMINATE TABLET

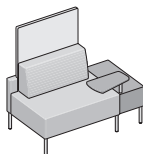
1,250

*150 LB. WEIGHT RATING ON TABLETS
LAMINATE AND T-MOLD COLOR MUST BE SPECIFIED*

*HARDWARE INCLUDED: MOUNTING BRACKET, SIX 5/16" HEX HEAD BOLTS AND SIX WASHERS
RACHET SET REQUIRED FOR INSTALLATION.*



RIGHT



LEFT

62032

RIGHT END RUN LAMINATE TABLE WITH POWER CENTER

1,550

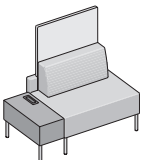
62033

LEFT END RUN LAMINATE TABLE WITH POWER CENTER

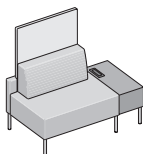
1,550

SPECIFY BLACK OR WHITE FOR POWER CENTER

*HARDWARE INCLUDED: MOUNTING BRACKET, SIX 5/16" HEX HEAD BOLTS AND SIX WASHERS
RACHET SET REQUIRED FOR INSTALLATION.*



RIGHT



LEFT

62034

RIGHT END RUN LAMINATE TABLE WITH POWER CENTER AND LAMINATE TABLET

1,930

62035

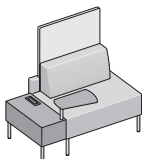
LEFT END RUN LAMINATE TABLE WITH POWER CENTER AND LAMINATE TABLET

1,930

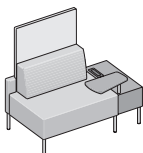
SPECIFY BLACK OR WHITE FOR POWER CENTER

*150 LB. WEIGHT RATING ON TABLETS
LAMINATE AND T-MOLD COLOR MUST BE SPECIFIED*

*HARDWARE INCLUDED: MOUNTING BRACKET, SIX 5/16" HEX HEAD BOLTS AND SIX WASHERS
RACHET SET REQUIRED FOR INSTALLATION.*



RIGHT



LEFT

LAMINATE FINISHES

LW1	FUSION MAPLE
LW2	MONTICELLO MAPLE
LW3	HUNTINGTON MAPLE
LW4	WILD CHERRY
LW5	VERSAILLES ANIGRE
LW6	EMPIRE MAHOGANY
LW7	MONTANA WALNUT
LW8	CAFELLE
LEW1	MILLENNIUM OAK
LEW2	SMOKY BROWN PEAR
LEW3	OILED WALNUT
LEW4	ZEBRANO
LEW5	CHESTNUT WOODLINE
LEW6	DUNEWOOD
LP1	WHITE NEBULA
LP2	GREY NEBULA
LP3	GRAPHITE NEBULA
LP4	PEWTER MESH
LP5	GREY MESH
LP6	GILDED MESH
LP7	SHEER MESH
LP8	STEEL MESH
LS1	DOVER WHITE
LS2	PEARL
LS3	FOLKSTONE
LS4	PLATINUM
LS5	EARTH
LS6	CITADEL
LS7	GRAPHITE
LS8	BLACK

MOZZO NOTES

1. ALL UPHOLSTERED COMPONENTS ARE STANDARD WITH RAILROADED SEAT AND BACK TEXTILES.
2. WHEN SPECIFYING FABRIC IN DIFFERENT GRADES, THE HIGHEST PRICE GROUP PREVAILS.
3. FABRIC FOR SEAT AND BACK IS SPECIFIED SEPARATE FROM THE PRIVACY BACK PANEL.
4. THE COM YRDS. AND COL SQ. FT. LISTED REFLECT THE REQUIREMENTS FOR A SINGLE 54" FABRIC THAT IS NON-DIRECTIONAL AND APPLIED RAILROADED. FOR MULTI-FABRIC REQUIREMENTS PLEASE REFER TO THE MOZZO SECTION OF OUR WEBSITE.
5. OPTIONAL PRIVACY BACK PANELS ARE FULLY UPHOLSTERED, FIELD INSTALLED, AND MUST BE ORDERED AT THE SAME TIME AS SEATING COMPONENTS. PRIVACY BACK PANELS CANNOT BE RETROFITTED TO EXISTING BACKLESS SEATING COMPONENTS.
6. CONTRASTING SOLID TEXTILES ARE RECOMMENDED FOR UPHOLSTERED PRIVACY BACK PANELS, AS A PROPER MATCH CANNOT BE ACHIEVED WITH TWO-WAY PATTERNS. PRIVACY BACK PANELS ARE AVAILABLE IN ULTRALEATHER, SOLID TEXTILES, AND ONE WAY REPEAT TEXTILES. VINYLs AND LEATHERS ARE NOT APPLICABLE.
7. STRIPED PATTERNS MAY BE APPLIED ONLY TO THE SEAT AND BACK OF ONE SEAT UNITS, NOT THE OUTSIDE BACK, PRIVACY BACK PANEL, OR ARMS. STRIPED PATTERNS ARE NOT RECOMMENDED FOR MULTIPLE SEAT UNITS.
8. DUE TO UNUSUAL UPHOLSTERY CONDITIONS, INHERENT IN THE DESIGN OF MOZZO, NOT ALL SEATING FABRICS MAY BE SPECIFIED. PRE-APPROVAL IS REQUIRED FOR ALL COM TEXTILES.
9. SEATING COMPONENTS WITH ARMS AND BENCHES ARE INDEPENDENT AND NOT INTENDED TO CONNECT TO OTHER SEATING COMPONENTS OR CONNECTING TABLES WITH GANGING HARDWARE.

DIMENSIONS FIGURES

W	13	WEIGHT (LBS.)	20
D	25.25	CUBIC FEET	5
H	17		

W	13	WEIGHT (LBS.)	25
D	25.25	CUBIC FEET	5
H	17		
TABLET	26.5 (HEIGHT)		

W	13	WEIGHT (LBS.)	22
D	25.25	CUBIC FEET	5
H	17		

W	13	WEIGHT (LBS.)	27
D	25.25	CUBIC FEET	5
H	17		
TABLET	26.5 (HEIGHT)		

mozzo lounge



PRODUCT SPECIFICATIONS

DESIGNED TO CREATE A SENSE OF PLACE IN THE MIDST OF MODERN MOBILITY, MOZZO BOASTS TECH-SAVVY FEATURES, FOR SOCIAL CONNECTIVITY, THAT ENHANCE SPACES WHERE PEOPLE WORK, GATHER, LINGER AND CONVERSE. A FRESH MIX OF COMPONENTS, INCLUDING OPTIONAL SPACE DIVIDING BACK ELEMENTS AND TRANSLUCENT PRIVACY PANELS CREATE VISUAL PRIVACY AND A SENSE OF PERSONAL BOUNDARY WITHIN PUBLIC SPACES. ADAPTABLE TO OPEN PLAN ENVIRONMENTS, MOZZO'S FORWARD THINKING DESIGN EASES SOCIAL CONNECTIVITY AND CONFIGURABILITY. AVAILABLE IN ONE, TWO AND THREE SEAT COMPONENTS AND TABLES, INCLUDING BENCHES AND MOBILE OTTOMANS, MOZZO IS BUILT TOUGH TO ENCOURAGE HUBS OF LIVELY INTERACTION AND IS UNIVERSALLY SIZED FOR EASY SPECIFICATION.

MOZZO'S SUPERIOR CONSTRUCTION INCLUDES SOLID HARDWOOD AND CNC CUT FURNITURE GRADE PLYWOOD FRAMES. JOINTS ARE CORNER BLOCKED, GLUED, AND FASTENED FOR DURABILITY. TEXTILES ARE HAND-TAILORED OVER 100% POLYURETHANE FOAM THAT MEETS CAL 117 STANDARDS.

DESIGNED BY JESS SOREL.

METAL PAINT COLORS

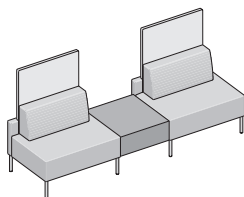
- PC1** MILK GLOSS
- PC2** CHARCOAL GLOSS
- PC3** OATMEAL GLOSS
- PC4** SILVER
- PC5** CHROME
- PC6** RAVEN

MODEL	DESCRIPTION	LIST PRICE
-------	-------------	------------

62036

CENTER LAMINATE TABLE

890



*HARDWARE INCLUDED: TWO MOUNTING BRACKETS, TWELVE 5/16" HEX HEAD BOLTS AND TWELVE WASHERS
RACHET SET REQUIRED FOR INSTALLATION.*

62037

CENTER LAMINATE TABLE WITH ONE LAMINATE TABLET [RIGHT, AS SEATED]

1,270

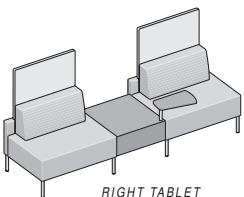
62038

CENTER LAMINATE TABLE WITH ONE LAMINATE TABLET [LEFT, AS SEATED]

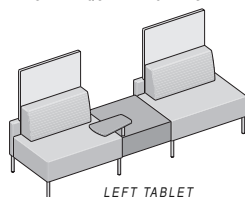
1,270

*150 LB. WEIGHT RATING ON TABLETS
LAMINATE AND T-MOLD COLOR MUST BE SPECIFIED*

*HARDWARE INCLUDED: MOUNTING BRACKET, SIX 5/16" HEX HEAD BOLTS AND SIX WASHERS
RACHET SET REQUIRED FOR INSTALLATION.*



RIGHT TABLET



LEFT TABLET

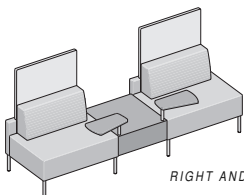
62039

CENTER LAMINATE TABLE WITH TWO LAMINATE TABLETS [LEFT AND RIGHT]

1,610

*150 LB. WEIGHT RATING ON TABLETS
LAMINATE AND T-MOLD COLOR MUST BE SPECIFIED*

*HARDWARE INCLUDED: MOUNTING BRACKET, SIX 5/16" HEX HEAD BOLTS AND SIX WASHERS
RACHET SET REQUIRED FOR INSTALLATION.*



RIGHT AND LEFT TABLETS

LAMINATE FINISHES

LW1	FUSION MAPLE
LW2	MONTICELLO MAPLE
LW3	HUNTINGTON MAPLE
LW4	WILD CHERRY
LW5	VERSAILLES ANIGRE
LW6	EMPIRE MAHOGANY
LW7	MONTANA WALNUT
LW8	CAFELLE
LEW1	MILLENNIUM OAK
LEW2	SMOKY BROWN PEAR
LEW3	OILED WALNUT
LEW4	ZEBRANO
LEW5	CHESTNUT WOODLINE
LEW6	DUNEWOOD
LP1	WHITE NEBULA
LP2	GREY NEBULA
LP3	GRAPHITE NEBULA
LP4	PEWTER MESH
LP5	GREY MESH
LP6	GILDED MESH
LP7	SHEER MESH
LP8	STEEL MESH
LS1	DOVER WHITE
LS2	PEARL
LS3	FOLKSTONE
LS4	PLATINUM
LS5	EARTH
LS6	CITADEL
LS7	GRAPHITE
LS8	BLACK

MOZZO NOTES

1. ALL UPHOLSTERED COMPONENTS ARE STANDARD WITH RAILROADED SEAT AND BACK TEXTILES.
2. WHEN SPECIFYING FABRIC IN DIFFERENT GRADES, THE HIGHEST PRICE GROUP PREVAILS.
3. FABRIC FOR SEAT AND BACK IS SPECIFIED SEPARATE FROM THE PRIVACY BACK PANEL.
4. THE COM YRDS. AND COL SQ. FT. LISTED REFLECT THE REQUIREMENTS FOR A SINGLE 54" FABRIC THAT IS NON-DIRECTIONAL AND APPLIED RAILROADED. FOR MULTI-FABRIC REQUIREMENTS PLEASE REFER TO THE MOZZO SECTION OF OUR WEBSITE.
5. OPTIONAL PRIVACY BACK PANELS ARE FULLY UPHOLSTERED, FIELD INSTALLED, AND MUST BE ORDERED AT THE SAME TIME AS SEATING COMPONENTS. PRIVACY BACK PANELS CANNOT BE RETROFITTED TO EXISTING BACKLESS SEATING COMPONENTS.
6. CONTRASTING SOLID TEXTILES ARE RECOMMENDED FOR UPHOLSTERED PRIVACY BACK PANELS, AS A PROPER MATCH CANNOT BE ACHIEVED WITH TWO-WAY PATTERNS. PRIVACY BACK PANELS ARE AVAILABLE IN ULTRALEATHER, SOLID TEXTILES, AND ONE WAY REPEAT TEXTILES. VINYLs AND LEATHERS ARE NOT APPLICABLE.
7. STRIPED PATTERNS MAY BE APPLIED ONLY TO THE SEAT AND BACK OF ONE SEAT UNITS, NOT THE OUTSIDE BACK, PRIVACY BACK PANEL, OR ARMS. STRIPED PATTERNS ARE NOT RECOMMENDED FOR MULTIPLE SEAT UNITS.
8. DUE TO UNUSUAL UPHOLSTERY CONDITIONS, INHERENT IN THE DESIGN OF MOZZO, NOT ALL SEATING FABRICS MAY BE SPECIFIED. PRE-APPROVAL IS REQUIRED FOR ALL COM TEXTILES.
9. SEATING COMPONENTS WITH ARMS AND BENCHES ARE INDEPENDENT AND NOT INTENDED TO CONNECT TO OTHER SEATING COMPONENTS OR CONNECTING TABLES WITH GANGING HARDWARE.

DIMENSIONS FIGURES

W	26	WEIGHT (LBS.)	20
D	27.5	CUBIC FEET	3
H	8		

W	26	WEIGHT (LBS.)	25
D	27.5	CUBIC FEET	4
H	8		
TABLET	26.5 (HEIGHT)		

W	26	WEIGHT (LBS.)	30
D	27.5	CUBIC FEET	5
H	8		
TABLET	26.5 (HEIGHT)		

mozzo lounge



PRODUCT SPECIFICATIONS

DESIGNED TO CREATE A SENSE OF PLACE IN THE MIDST OF MODERN MOBILITY, MOZZO BOASTS TECH-SAVVY FEATURES, FOR SOCIAL CONNECTIVITY, THAT ENHANCE SPACES WHERE PEOPLE WORK, GATHER, LINGER AND CONVERSE. A FRESH MIX OF COMPONENTS, INCLUDING OPTIONAL SPACE DIVIDING BACK ELEMENTS AND TRANSLUCENT PRIVACY PANELS CREATE VISUAL PRIVACY AND A SENSE OF PERSONAL BOUNDARY WITHIN PUBLIC SPACES. ADAPTABLE TO OPEN PLAN ENVIRONMENTS, MOZZO'S FORWARD THINKING DESIGN EASES SOCIAL CONNECTIVITY AND CONFIGURABILITY. AVAILABLE IN ONE, TWO AND THREE SEAT COMPONENTS AND TABLES, INCLUDING BENCHES AND MOBILE OTTOMANS, MOZZO IS BUILT TOUGH TO ENCOURAGE HUBS OF LIVELY INTERACTION AND IS UNIVERSALLY SIZED FOR EASY SPECIFICATION.

MOZZO'S SUPERIOR CONSTRUCTION INCLUDES SOLID HARDWOOD AND CNC CUT FURNITURE GRADE PLYWOOD FRAMES. JOINTS ARE CORNER BLOCKED, GLUED, AND FASTENED FOR DURABILITY. TEXTILES ARE HAND-TAILORED OVER 100% POLYURETHANE FOAM THAT MEETS CAL 117 STANDARDS.

DESIGNED BY JESS SOREL.

METAL PAINT COLORS

- PC1** MILK GLOSS
- PC2** CHARCOAL GLOSS
- PC3** OATMEAL GLOSS
- PC4** SILVER
- PC5** CHROME
- PC6** RAVEN

MODEL

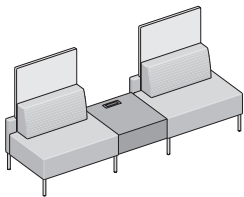
DESCRIPTION

LIST PRICE

62040

CENTER LAMINATE TABLE WITH POWER CENTER

1,570



SPECIFY BLACK OR WHITE FOR POWER CENTER

*HARDWARE INCLUDED: TWO MOUNTING BRACKETS, TWELVE 5/16" HEX HEAD BOLTS AND TWELVE WASHERS
RACHET SET REQUIRED FOR INSTALLATION.*

62041

CENTER LAMINATE TABLE WITH POWER CENTER AND ONE LAMINATE TABLET (RIGHT, AS SEATED)

1,950

62042

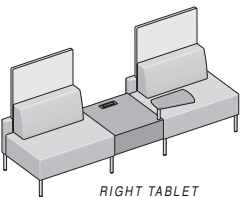
CENTER LAMINATE TABLE WITH POWER CENTER AND ONE LAMINATE TABLET (LEFT, AS SEATED)

1,950

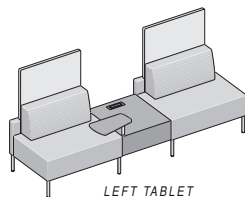
SPECIFY BLACK OR WHITE FOR POWER CENTER

*150 LB. WEIGHT RATING ON TABLETS
LAMINATE AND T-MOLD COLOR MUST BE SPECIFIED*

*HARDWARE INCLUDED: MOUNTING BRACKET, SIX 5/16" HEX HEAD BOLTS AND SIX WASHERS
RACHET SET REQUIRED FOR INSTALLATION.*



RIGHT TABLET



LEFT TABLET

62043

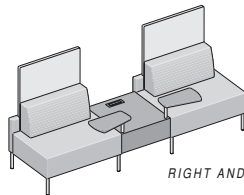
CENTER LAMINATE TABLE WITH POWER CENTER AND TWO LAMINATE TABLETS (LEFT AND RIGHT)

2,330

SPECIFY BLACK OR WHITE FOR POWER CENTER

*150 LB. WEIGHT RATING ON TABLETS
LAMINATE AND T-MOLD COLOR MUST BE SPECIFIED*

*HARDWARE INCLUDED: MOUNTING BRACKET, SIX 5/16" HEX HEAD BOLTS AND SIX WASHERS
RACHET SET REQUIRED FOR INSTALLATION.*



RIGHT AND LEFT TABLETS

LAMINATE FINISHES

LW1	FUSION MAPLE
LW2	MONTICELLO MAPLE
LW3	HUNTINGTON MAPLE
LW4	WILD CHERRY
LW5	VERSAILLES ANIGRE
LW6	EMPIRE MAHOGANY
LW7	MONTANA WALNUT
LW8	CAFELLE
LEW1	MILLENNIUM OAK
LEW2	SMOKY BROWN PEAR
LEW3	OILED WALNUT
LEW4	ZEBRANO
LEW5	CHESTNUT WOODLINE
LEW6	DUNEWOOD
LP1	WHITE NEBULA
LP2	GREY NEBULA
LP3	GRAPHITE NEBULA
LP4	PEWTER MESH
LP5	GREY MESH
LP6	GILDED MESH
LP7	SHEER MESH
LP8	STEEL MESH
LS1	DOVER WHITE
LS2	PEARL
LS3	FOLKSTONE
LS4	PLATINUM
LS5	EARTH
LS6	CITADEL
LS7	GRAPHITE
LS8	BLACK

MOZZO NOTES

1. ALL UPHOLSTERED COMPONENTS ARE STANDARD WITH RAILROADED SEAT AND BACK TEXTILES.
2. WHEN SPECIFYING FABRIC IN DIFFERENT GRADES, THE HIGHEST PRICE GROUP PREVAILS.
3. FABRIC FOR SEAT AND BACK IS SPECIFIED SEPARATE FROM THE PRIVACY BACK PANEL.
4. THE COM YRDS. AND COL SQ. FT. LISTED REFLECT THE REQUIREMENTS FOR A SINGLE 54" FABRIC THAT IS NON-DIRECTIONAL AND APPLIED RAILROADED. FOR MULTI-FABRIC REQUIREMENTS PLEASE REFER TO THE MOZZO SECTION OF OUR WEBSITE.
5. OPTIONAL PRIVACY BACK PANELS ARE FULLY UPHOLSTERED, FIELD INSTALLED, AND MUST BE ORDERED AT THE SAME TIME AS SEATING COMPONENTS. PRIVACY BACK PANELS CANNOT BE RETROFITTED TO EXISTING BACKLESS SEATING COMPONENTS.
6. CONTRASTING SOLID TEXTILES ARE RECOMMENDED FOR UPHOLSTERED PRIVACY BACK PANELS, AS A PROPER MATCH CANNOT BE ACHIEVED WITH TWO-WAY PATTERNS. PRIVACY BACK PANELS ARE AVAILABLE IN ULTRALEATHER, SOLID TEXTILES, AND ONE WAY REPEAT TEXTILES. VINYLs AND LEATHERS ARE NOT APPLICABLE.
7. STRIPED PATTERNS MAY BE APPLIED ONLY TO THE SEAT AND BACK OF ONE SEAT UNITS, NOT THE OUTSIDE BACK, PRIVACY BACK PANEL, OR ARMS. STRIPED PATTERNS ARE NOT RECOMMENDED FOR MULTIPLE SEAT UNITS.
8. DUE TO UNUSUAL UPHOLSTERY CONDITIONS, INHERENT IN THE DESIGN OF MOZZO, NOT ALL SEATING FABRICS MAY BE SPECIFIED. PRE-APPROVAL IS REQUIRED FOR ALL COM TEXTILES.
9. SEATING COMPONENTS WITH ARMS AND BENCHES ARE INDEPENDENT AND NOT INTENDED TO CONNECT TO OTHER SEATING COMPONENTS OR CONNECTING TABLES WITH GANGING HARDWARE.

DIMENSIONS FIGURES

W	26	WEIGHT (LBS.)	22
D	27.5	CUBIC FEET	3
H	8		

W	26	WEIGHT (LBS.)	27
D	27.5	CUBIC FEET	4
H	8		
TABLET	26.5 (HEIGHT)		

W	26	WEIGHT (LBS.)	32
D	27.5	CUBIC FEET	5
H	8		
TABLET	26.5 (HEIGHT)		

mozzo lounge



PRODUCT SPECIFICATIONS

DESIGNED TO CREATE A SENSE OF PLACE IN THE MIDST OF MODERN MOBILITY, MOZZO BOASTS TECH-SAVVY FEATURES, FOR SOCIAL CONNECTIVITY, THAT ENHANCE SPACES WHERE PEOPLE WORK, GATHER, LINGER AND CONVERSE. A FRESH MIX OF COMPONENTS, INCLUDING OPTIONAL SPACE DIVIDING BACK ELEMENTS AND TRANSLUCENT PRIVACY PANELS CREATE VISUAL PRIVACY AND A SENSE OF PERSONAL BOUNDARY WITHIN PUBLIC SPACES. ADAPTABLE TO OPEN PLAN ENVIRONMENTS, MOZZO'S FORWARD THINKING DESIGN EASES SOCIAL CONNECTIVITY AND CONFIGURABILITY. AVAILABLE IN ONE, TWO AND THREE SEAT COMPONENTS AND TABLES, INCLUDING BENCHES AND MOBILE OTTOMANS, MOZZO IS BUILT TOUGH TO ENCOURAGE HUBS OF LIVELY INTERACTION AND IS UNIVERSALLY SIZED FOR EASY SPECIFICATION.

MOZZO'S SUPERIOR CONSTRUCTION INCLUDES SOLID HARDWOOD AND CNC CUT FURNITURE GRADE PLYWOOD FRAMES. JOINTS ARE CORNER BLOCKED, GLUED, AND FASTENED FOR DURABILITY. TEXTILES ARE HAND-TAILORED OVER 100% POLYURETHANE FOAM THAT MEETS CAL 117 STANDARDS.

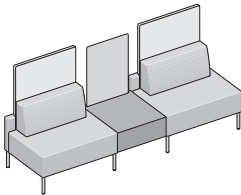
DESIGNED BY JESS SOREL.

METAL PAINT COLORS

- PC1 MILK GLOSS
- PC2 CHARCOAL GLOSS
- PC3 OATMEAL GLOSS
- PC4 SILVER
- PC5 CHROME
- PC6 RAVEN

MODEL DESCRIPTION LIST PRICE

62046 CENTER LAMINATE TABLE WITH PRIVACY SCREEN 1,335



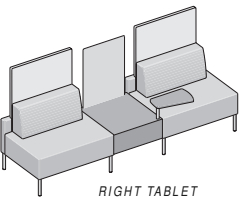
HARDWARE INCLUDED: TWO MOUNTING BRACKETS, TWELVE 5/16" HEX HEAD BOLTS AND TWELVE WASHERS
RACHET SET REQUIRED FOR INSTALLATION.

62047 CENTER LAMINATE TABLE WITH PRIVACY SCREEN AND ONE LAMINATE TABLET (RIGHT, AS SEATED) 1,715

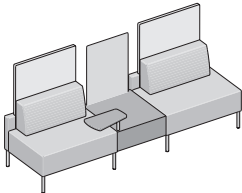
62048 CENTER LAMINATE TABLE WITH PRIVACY SCREEN AND ONE LAMINATE TABLET (LEFT, AS SEATED) 1,715

150 LB. WEIGHT RATING ON TABLETS
LAMINATE AND T-MOLD COLOR MUST BE SPECIFIED

HARDWARE INCLUDED: MOUNTING BRACKET, SIX 5/16" HEX HEAD BOLTS AND SIX WASHERS
RACHET SET REQUIRED FOR INSTALLATION.



RIGHT TABLET

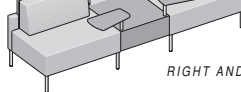


LEFT TABLET

62049 CENTER LAMINATE TABLE WITH PRIVACY SCREEN AND TWO LAMINATE TABLETS (LEFT AND RIGHT) 2,055

150 LB. WEIGHT RATING ON TABLETS
LAMINATE AND T-MOLD COLOR MUST BE SPECIFIED

HARDWARE INCLUDED: MOUNTING BRACKET, SIX 5/16" HEX HEAD BOLTS AND SIX WASHERS
RACHET SET REQUIRED FOR INSTALLATION.



RIGHT AND LEFT TABLETS

LAMINATE FINISHES

LW1	FUSION MAPLE
LW2	MONTICELLO MAPLE
LW3	HUNTINGTON MAPLE
LW4	WILD CHERRY
LW5	VERSAILLES ANIGRE
LW6	EMPIRE MAHOGANY
LW7	MONTANA WALNUT
LW8	CAFELLE
LEW1	MILLENNIUM OAK
LEW2	SMOKY BROWN PEAR
LEW3	OILED WALNUT
LEW4	ZEBRANO
LEW5	CHESTNUT WOODLINE
LEW6	DUNEWOOD
LP1	WHITE NEBULA
LP2	GREY NEBULA
LP3	GRAPHITE NEBULA
LP4	PEWTER MESH
LP5	GREY MESH
LP6	GILDED MESH
LP7	SHEER MESH
LP8	STEEL MESH
LS1	DOVER WHITE
LS2	PEARL
LS3	FOLKSTONE
LS4	PLATINUM
LS5	EARTH
LS6	CITADEL
LS7	GRAPHITE
LS8	BLACK

MOZZO NOTES

1. ALL UPHOLSTERED COMPONENTS ARE STANDARD WITH RAILROADED SEAT AND BACK TEXTILES.
2. WHEN SPECIFYING FABRIC IN DIFFERENT GRADES, THE HIGHEST PRICE GROUP PREVAILS.
3. FABRIC FOR SEAT AND BACK IS SPECIFIED SEPARATE FROM THE PRIVACY BACK PANEL.
4. THE COM YRDS. AND COL SQ. FT. LISTED REFLECT THE REQUIREMENTS FOR A SINGLE 54" FABRIC THAT IS NON-DIRECTIONAL AND APPLIED RAILROADED. FOR MULTI-FABRIC REQUIREMENTS PLEASE REFER TO THE MOZZO SECTION OF OUR WEBSITE.
5. OPTIONAL PRIVACY BACK PANELS ARE FULLY UPHOLSTERED, FIELD INSTALLED, AND MUST BE ORDERED AT THE SAME TIME AS SEATING COMPONENTS. PRIVACY BACK PANELS CANNOT BE RETROFITTED TO EXISTING BACKLESS SEATING COMPONENTS.
6. CONTRASTING SOLID TEXTILES ARE RECOMMENDED FOR UPHOLSTERED PRIVACY BACK PANELS, AS A PROPER MATCH CANNOT BE ACHIEVED WITH TWO-WAY PATTERNS. PRIVACY BACK PANELS ARE AVAILABLE IN ULTRALEATHER, SOLID TEXTILES, AND ONE WAY REPEAT TEXTILES. VINYLs AND LEATHERS ARE NOT APPLICABLE.
7. STRIPED PATTERNS MAY BE APPLIED ONLY TO THE SEAT AND BACK OF ONE SEAT UNITS, NOT THE OUTSIDE BACK, PRIVACY BACK PANEL, OR ARMS. STRIPED PATTERNS ARE NOT RECOMMENDED FOR MULTIPLE SEAT UNITS.
8. DUE TO UNUSUAL UPHOLSTERY CONDITIONS, INHERENT IN THE DESIGN OF MOZZO, NOT ALL SEATING FABRICS MAY BE SPECIFIED. PRE-APPROVAL IS REQUIRED FOR ALL COM TEXTILES.
9. SEATING COMPONENTS WITH ARMS AND BENCHES ARE INDEPENDENT AND NOT INTENDED TO CONNECT TO OTHER SEATING COMPONENTS OR CONNECTING TABLES WITH GANGING HARDWARE.

DIMENSIONS FIGURES

W	26	WEIGHT (LBS.)	25
D	27.5	CUBIC FEET	5
H	40		

W	26	WEIGHT (LBS.)	30
D	27.5	CUBIC FEET	6
H	40		
TABLET	26.5 (HEIGHT)		

W	26	WEIGHT (LBS.)	35
D	27.5	CUBIC FEET	7
H	40		
TABLET	26.5 (HEIGHT)		

mozzo lounge



PRODUCT SPECIFICATIONS

DESIGNED TO CREATE A SENSE OF PLACE IN THE MIDST OF MODERN MOBILITY, MOZZO BOASTS TECH-SAVVY FEATURES, FOR SOCIAL CONNECTIVITY, THAT ENHANCE SPACES WHERE PEOPLE WORK, GATHER, LINGER AND CONVERSE. A FRESH MIX OF COMPONENTS, INCLUDING OPTIONAL SPACE DIVIDING BACK ELEMENTS AND TRANSLUCENT PRIVACY PANELS CREATE VISUAL PRIVACY AND A SENSE OF PERSONAL BOUNDARY WITHIN PUBLIC SPACES. ADAPTABLE TO OPEN PLAN ENVIRONMENTS, MOZZO'S FORWARD THINKING DESIGN EASES SOCIAL CONNECTIVITY AND CONFIGURABILITY. AVAILABLE IN ONE, TWO AND THREE SEAT COMPONENTS AND TABLES, INCLUDING BENCHES AND MOBILE OTTOMANS, MOZZO IS BUILT TOUGH TO ENCOURAGE HUBS OF LIVELY INTERACTION AND IS UNIVERSALLY SIZED FOR EASY SPECIFICATION.

MOZZO'S SUPERIOR CONSTRUCTION INCLUDES SOLID HARDWOOD AND CNC CUT FURNITURE GRADE PLYWOOD FRAMES. JOINTS ARE CORNER BLOCKED, GLUED, AND FASTENED FOR DURABILITY. TEXTILES ARE HAND-TAILORED OVER 100% POLYURETHANE FOAM THAT MEETS CAL 117 STANDARDS.

DESIGNED BY JESS SOREL.

METAL PAINT COLORS

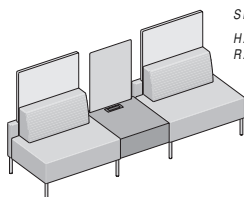
- PC1** MILK GLOSS
- PC2** CHARCOAL GLOSS
- PC3** OATMEAL GLOSS
- PC4** SILVER
- PC5** CHROME
- PC6** RAVEN

MODEL	DESCRIPTION	LIST PRICE
-------	-------------	------------

62070

CENTER LAMINATE TABLE WITH PRIVACY SCREEN AND POWER CENTER

2,015



SPECIFY BLACK OR WHITE FOR POWER CENTER
HARDWARE INCLUDED: TWO MOUNTING BRACKETS, TWELVE 5/16" HEX HEAD BOLTS AND TWELVE WASHERS
RACHET SET REQUIRED FOR INSTALLATION.

62071

CENTER LAMINATE TABLE WITH PRIVACY SCREEN, POWER CENTER AND ONE LAMINATE TABLET (RIGHT, AS SEATED)

2,395

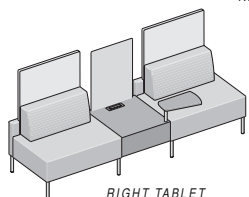
62072

CENTER LAMINATE TABLE WITH PRIVACY SCREEN, POWER CENTER AND ONE LAMINATE TABLET (LEFT, AS SEATED)

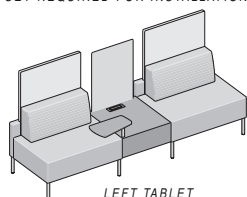
2,395

SPECIFY BLACK OR WHITE FOR POWER CENTER
150 LB. WEIGHT RATING ON TABLETS
LAMINATE AND T-MOLD COLOR MUST BE SPECIFIED

HARDWARE INCLUDED: MOUNTING BRACKET, SIX 5/16" HEX HEAD BOLTS AND SIX WASHERS
RACHET SET REQUIRED FOR INSTALLATION.



RIGHT TABLET



LEFT TABLET

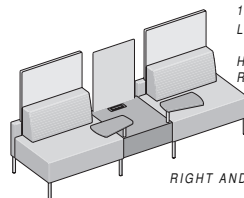
62073

CENTER LAMINATE TABLE WITH PRIVACY SCREEN, POWER CENTER AND TWO LAMINATE TABLETS (LEFT AND RIGHT)

2,775

SPECIFY BLACK OR WHITE FOR POWER CENTER
150 LB. WEIGHT RATING ON TABLETS
LAMINATE AND T-MOLD COLOR MUST BE SPECIFIED

HARDWARE INCLUDED: MOUNTING BRACKET, SIX 5/16" HEX HEAD BOLTS AND SIX WASHERS
RACHET SET REQUIRED FOR INSTALLATION.



RIGHT AND LEFT TABLETS

LAMINATE FINISHES

LW1	FUSION MAPLE
LW2	MONTICELLO MAPLE
LW3	HUNTINGTON MAPLE
LW4	WILD CHERRY
LW5	VERSAILLES ANIGRE
LW6	EMPIRE MAHOGANY
LW7	MONTANA WALNUT
LW8	CAFELLE
LEW1	MILLENNIUM OAK
LEW2	SMOKY BROWN PEAR
LEW3	OILED WALNUT
LEW4	ZEBRANO
LEW5	CHESTNUT WOODLINE
LEW6	DUNEWOOD
LP1	WHITE NEBULA
LP2	GREY NEBULA
LP3	GRAPHITE NEBULA
LP4	PEWTER MESH
LP5	GREY MESH
LP6	GILDED MESH
LP7	SHEER MESH
LP8	STEEL MESH
LS1	DOVER WHITE
LS2	PEARL
LS3	FOLKSTONE
LS4	PLATINUM
LS5	EARTH
LS6	CITADEL
LS7	GRAPHITE
LS8	BLACK

MOZZO NOTES

1. ALL UPHOLSTERED COMPONENTS ARE STANDARD WITH RAILROADED SEAT AND BACK TEXTILES.
2. WHEN SPECIFYING FABRIC IN DIFFERENT GRADES, THE HIGHEST PRICE GROUP PREVAILS.
3. FABRIC FOR SEAT AND BACK IS SPECIFIED SEPARATE FROM THE PRIVACY BACK PANEL.
4. THE COM YRDS. AND COL SQ. FT. LISTED REFLECT THE REQUIREMENTS FOR A SINGLE 54" FABRIC THAT IS NON-DIRECTIONAL AND APPLIED RAILROADED. FOR MULTI-FABRIC REQUIREMENTS PLEASE REFER TO THE MOZZO SECTION OF OUR WEBSITE.
5. OPTIONAL PRIVACY BACK PANELS ARE FULLY UPHOLSTERED, FIELD INSTALLED, AND MUST BE ORDERED AT THE SAME TIME AS SEATING COMPONENTS. PRIVACY BACK PANELS CANNOT BE RETROFITTED TO EXISTING BACKLESS SEATING COMPONENTS.
6. CONTRASTING SOLID TEXTILES ARE RECOMMENDED FOR UPHOLSTERED PRIVACY BACK PANELS, AS A PROPER MATCH CANNOT BE ACHIEVED WITH TWO-WAY PATTERNS. PRIVACY BACK PANELS ARE AVAILABLE IN ULTRALEATHER, SOLID TEXTILES, AND ONE WAY REPEAT TEXTILES. VINYLs AND LEATHERS ARE NOT APPLICABLE.
7. STRIPED PATTERNS MAY BE APPLIED ONLY TO THE SEAT AND BACK OF ONE SEAT UNITS, NOT THE OUTSIDE BACK, PRIVACY BACK PANEL, OR ARMS. STRIPED PATTERNS ARE NOT RECOMMENDED FOR MULTIPLE SEAT UNITS.
8. DUE TO UNUSUAL UPHOLSTERY CONDITIONS, INHERENT IN THE DESIGN OF MOZZO, NOT ALL SEATING FABRICS MAY BE SPECIFIED. PRE-APPROVAL IS REQUIRED FOR ALL COM TEXTILES.
9. SEATING COMPONENTS WITH ARMS AND BENCHES ARE INDEPENDENT AND NOT INTENDED TO CONNECT TO OTHER SEATING COMPONENTS OR CONNECTING TABLES WITH GANGING HARDWARE.

DIMENSIONS FIGURES

W	26	WEIGHT (LBS.)	27
D	27.5	CUBIC FEET	5
H	40		

W	26	WEIGHT (LBS.)	32
D	27.5	CUBIC FEET	6
H	40		
TABLET	26.5 (HEIGHT)		

W	26	WEIGHT (LBS.)	37
D	27.5	CUBIC FEET	7
H	40		
TABLET	26.5 (HEIGHT)		

mozzo lounge



PRODUCT SPECIFICATIONS

DESIGNED TO CREATE A SENSE OF PLACE IN THE MIDST OF MODERN MOBILITY, MOZZO BOASTS TECH-SAVVY FEATURES, FOR SOCIAL CONNECTIVITY, THAT ENHANCE SPACES WHERE PEOPLE WORK, GATHER, LINGER AND CONVERSE. A FRESH MIX OF COMPONENTS, INCLUDING OPTIONAL SPACE DIVIDING BACK ELEMENTS AND TRANSLUCENT PRIVACY PANELS CREATE VISUAL PRIVACY AND A SENSE OF PERSONAL BOUNDARY WITHIN PUBLIC SPACES. ADAPTABLE TO OPEN PLAN ENVIRONMENTS, MOZZO'S FORWARD THINKING DESIGN EASES SOCIAL CONNECTIVITY AND CONFIGURABILITY. AVAILABLE IN ONE, TWO AND THREE SEAT COMPONENTS AND TABLES, INCLUDING BENCHES AND MOBILE OTTOMANS, MOZZO IS BUILT TOUGH TO ENCOURAGE HUBS OF LIVELY INTERACTION AND IS UNIVERSALLY SIZED FOR EASY SPECIFICATION.

MOZZO'S SUPERIOR CONSTRUCTION INCLUDES SOLID HARDWOOD AND CNC CUT FURNITURE GRADE PLYWOOD FRAMES. JOINTS ARE CORNER BLOCKED, GLUED, AND FASTENED FOR DURABILITY. TEXTILES ARE HAND-TAILORED OVER 100% POLYURETHANE FOAM THAT MEETS CAL 117 STANDARDS.

DESIGNED BY JESS SOREL.

METAL PAINT COLORS

- PC1** MILK GLOSS
- PC2** CHARCOAL GLOSS
- PC3** OATMEAL GLOSS
- PC4** SILVER
- PC5** CHROME
- PC6** RAVEN

MODEL


DESCRIPTION

LIST PRICE

62044

CORNER LAMINATE TABLE

1,185




*HARDWARE INCLUDED: TWO MOUNTING BRACKETS, TWELVE 5/16" HEX HEAD BOLTS AND TWELVE WASHERS
RACHET SET REQUIRED FOR INSTALLATION.*

62045

CORNER LAMINATE TABLE WITH POWER CENTER

1,865




SPECIFY BLACK OR WHITE FOR POWER CENTER

*HARDWARE INCLUDED: TWO MOUNTING BRACKETS, TWELVE 5/16" HEX HEAD BOLTS AND TWELVE WASHERS
RACHET SET REQUIRED FOR INSTALLATION.*

62064

CORNER LAMINATE TABLE WITH PRIVACY SCREEN

2,405

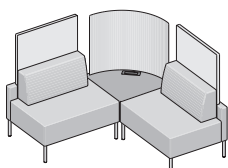


*HARDWARE INCLUDED: TWO MOUNTING BRACKETS, TWELVE 5/16" HEX HEAD BOLTS AND TWELVE WASHERS
RACHET SET REQUIRED FOR INSTALLATION.*

62065

CORNER LAMINATE TABLE WITH POWER CENTER AND PRIVACY SCREEN

3,085



SPECIFY BLACK OR WHITE FOR POWER CENTER

*HARDWARE INCLUDED: TWO MOUNTING BRACKETS, TWELVE 5/16" HEX HEAD BOLTS AND TWELVE WASHERS
RACHET SET REQUIRED FOR INSTALLATION.*

LAMINATE FINISHES

LW1	FUSION MAPLE
LW2	MONTICELLO MAPLE
LW3	HUNTINGTON MAPLE
LW4	WILD CHERRY
LW5	VERSAILLES ANIGRE
LW6	EMPIRE MAHOGANY
LW7	MONTANA WALNUT
LW8	CAFELLE
LEW1	MILLENNIUM OAK
LEW2	SMOKY BROWN PEAR
LEW3	OILED WALNUT
LEW4	ZEBRANO
LEW5	CHESTNUT WOODLINE
LEW6	DUNEWOOD
LP1	WHITE NEBULA
LP2	GREY NEBULA
LP3	GRAPHITE NEBULA
LP4	PEWTER MESH
LP5	GREY MESH
LP6	GILDED MESH
LP7	SHEER MESH
LP8	STEEL MESH
LS1	DOVER WHITE
LS2	PEARL
LS3	FOLKSTONE
LS4	PLATINUM
LS5	EARTH
LS6	CITADEL
LS7	GRAPHITE
LS8	BLACK

MOZZO NOTES

1. ALL UPHOLSTERED COMPONENTS ARE STANDARD WITH RAILROADED SEAT AND BACK TEXTILES.
2. WHEN SPECIFYING FABRIC IN DIFFERENT GRADES, THE HIGHEST PRICE GROUP PREVAILS.
3. FABRIC FOR SEAT AND BACK IS SPECIFIED SEPARATE FROM THE PRIVACY BACK PANEL.
4. THE COM YRDS. AND COL SQ. FT. LISTED REFLECT THE REQUIREMENTS FOR A SINGLE 54" FABRIC THAT IS NON-DIRECTIONAL AND APPLIED RAILROADED. FOR MULTI-FABRIC REQUIREMENTS PLEASE REFER TO THE MOZZO SECTION OF OUR WEBSITE.
5. OPTIONAL PRIVACY BACK PANELS ARE FULLY UPHOLSTERED, FIELD INSTALLED, AND MUST BE ORDERED AT THE SAME TIME AS SEATING COMPONENTS. PRIVACY BACK PANELS CANNOT BE RETROFITTED TO EXISTING BACKLESS SEATING COMPONENTS.
6. CONTRASTING SOLID TEXTILES ARE RECOMMENDED FOR UPHOLSTERED PRIVACY BACK PANELS, AS A PROPER MATCH CANNOT BE ACHIEVED WITH TWO-WAY PATTERNS. PRIVACY BACK PANELS ARE AVAILABLE IN ULTRALEATHER, SOLID TEXTILES, AND ONE WAY REPEAT TEXTILES. VINYL AND LEATHERS ARE NOT APPLICABLE.
7. STRIPED PATTERNS MAY BE APPLIED ONLY TO THE SEAT AND BACK OF ONE SEAT UNITS, NOT THE OUTSIDE BACK, PRIVACY BACK PANEL, OR ARMS. STRIPED PATTERNS ARE NOT RECOMMENDED FOR MULTIPLE SEAT UNITS.
8. DUE TO UNUSUAL UPHOLSTERY CONDITIONS, INHERENT IN THE DESIGN OF MOZZO, NOT ALL SEATING FABRICS MAY BE SPECIFIED. PRE-APPROVAL IS REQUIRED FOR ALL COM TEXTILES.
9. SEATING COMPONENTS WITH ARMS AND BENCHES ARE INDEPENDENT AND NOT INTENDED TO CONNECT TO OTHER SEATING COMPONENTS OR CONNECTING TABLES WITH GANGING HARDWARE.

DIMENSIONS FIGURES

W	27.5	WEIGHT (LBS.)	40
D	28	CUBIC FEET	5
H	8		

W	27.5	WEIGHT (LBS.)	42
D	28	CUBIC FEET	5
H	8		

W	27.5	WEIGHT (LBS.)	45
D	28	CUBIC FEET	7
H	40		

W	27.5	WEIGHT (LBS.)	47
D	28	CUBIC FEET	7
H	40		

mozzo lounge



PRODUCT SPECIFICATIONS

DESIGNED TO CREATE A SENSE OF PLACE IN THE MIDST OF MODERN MOBILITY, MOZZO BOASTS TECH-SAVVY FEATURES, FOR SOCIAL CONNECTIVITY, THAT ENHANCE SPACES WHERE PEOPLE WORK, GATHER, LINGER AND CONVERSE. A FRESH MIX OF COMPONENTS, INCLUDING OPTIONAL SPACE DIVIDING BACK ELEMENTS AND TRANSLUCENT PRIVACY PANELS CREATE VISUAL PRIVACY AND A SENSE OF PERSONAL BOUNDARY WITHIN PUBLIC SPACES. ADAPTABLE TO OPEN PLAN ENVIRONMENTS, MOZZO'S FORWARD THINKING DESIGN EASES SOCIAL CONNECTIVITY AND CONFIGURABILITY. AVAILABLE IN ONE, TWO AND THREE SEAT COMPONENTS AND TABLES, INCLUDING BENCHES AND MOBILE OTTOMANS, MOZZO IS BUILT TOUGH TO ENCOURAGE HUBS OF LIVELY INTERACTION AND IS UNIVERSALLY SIZED FOR EASY SPECIFICATION.

MOZZO'S SUPERIOR CONSTRUCTION INCLUDES SOLID HARDWOOD AND CNC CUT FURNITURE GRADE PLYWOOD FRAMES. JOINTS ARE CORNER BLOCKED, GLUED, AND FASTENED FOR DURABILITY. TEXTILES ARE HAND-TAILORED OVER 100% POLYURETHANE FOAM THAT MEETS CAL 117 STANDARDS.

DESIGNED BY JESS SOREL.

METAL PAINT COLORS

- PC1** MILK GLOSS
- PC2** CHARCOAL GLOSS
- PC3** OATMEAL GLOSS
- PC4** SILVER
- PC5** CHROME
- PC6** RAVEN

MODEL

DESCRIPTION

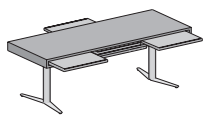
LIST PRICE

62050

LAMINATE WORK TABLE WITH 6 PULL-OUTS

4,635

PRODUCT SHIPPED KD (ASSEMBLY REQUIRED)



62050/FMPO

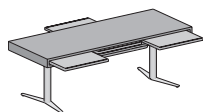
LAMINATE WORK TABLE WITH 6 PULL-OUTS AND 4 POWER CENTERS

7,430

FOUR POWER CENTERS LOCATED UNDERNEATH TABLE TOP ON EACH SIDE
CONTAINS 8 TOTAL POWER OUTLETS AND 8 ACTIVE USB PORTS

SPECIFY BLACK OR WHITE FOR POWER CENTERS

PRODUCT SHIPPED KD (ASSEMBLY REQUIRED)

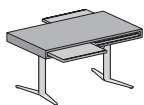


62051

LAMINATE WORK TABLE WITH 4 PULL-OUTS

3,795

PRODUCT SHIPPED KD (ASSEMBLY REQUIRED)



62051/FMPO

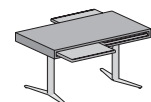
LAMINATE WORK TABLE WITH 4 PULL-OUTS AND 2 POWER CENTERS

5,230

TWO POWER CENTERS LOCATED UNDERNEATH TABLE TOP ON EACH SIDE
CONTAINS 4 TOTAL POWER OUTLETS AND 4 ACTIVE USB PORTS

SPECIFY BLACK OR WHITE FOR POWER CENTERS

PRODUCT SHIPPED KD (ASSEMBLY REQUIRED)



LAMINATE FINISHES

LW1	FUSION MAPLE
LW2	MONTICELLO MAPLE
LW3	HUNTINGTON MAPLE
LW4	WILD CHERRY
LW5	VERSAILLES ANIGRE
LW6	EMPIRE MAHOGANY
LW7	MONTANA WALNUT
LW8	CAFELLE
LEW1	MILLENNIUM OAK
LEW2	SMOKY BROWN PEAR
LEW3	OILED WALNUT
LEW4	ZEBRANO
LEW5	CHESTNUT WOODLINE
LEW6	DUNEWOOD
LP1	WHITE NEBULA
LP2	GREY NEBULA
LP3	GRAPHITE NEBULA
LP4	PEWTER MESH
LP5	GREY MESH
LP6	GILDED MESH
LP7	SHEER MESH
LP8	STEEL MESH
LS1	DOVER WHITE
LS2	PEARL
LS3	FOLKSTONE
LS4	PLATINUM
LS5	EARTH
LS6	CITADEL
LS7	GRAPHITE
LS8	BLACK

MOZZO NOTES

1. ALL UPHOLSTERED COMPONENTS ARE STANDARD WITH RAILROADED SEAT AND BACK TEXTILES.
2. WHEN SPECIFYING FABRIC IN DIFFERENT GRADES, THE HIGHEST PRICE GROUP PREVAILS.
3. FABRIC FOR SEAT AND BACK IS SPECIFIED SEPARATE FROM THE PRIVACY BACK PANEL.
4. THE COM YRDS. AND COL SQ. FT. LISTED REFLECT THE REQUIREMENTS FOR A SINGLE 54" FABRIC THAT IS NON-DIRECTIONAL AND APPLIED RAILROADED. FOR MULTI-FABRIC REQUIREMENTS PLEASE REFER TO THE MOZZO SECTION OF OUR WEBSITE.
5. OPTIONAL PRIVACY BACK PANELS ARE FULLY UPHOLSTERED, FIELD INSTALLED, AND MUST BE ORDERED AT THE SAME TIME AS SEATING COMPONENTS. PRIVACY BACK PANELS CANNOT BE RETROFITTED TO EXISTING BACKLESS SEATING COMPONENTS.
6. CONTRASTING SOLID TEXTILES ARE RECOMMENDED FOR UPHOLSTERED PRIVACY BACK PANELS, AS A PROPER MATCH CANNOT BE ACHIEVED WITH TWO-WAY PATTERNS. PRIVACY BACK PANELS ARE AVAILABLE IN ULTRALEATHER, SOLID TEXTILES, AND ONE WAY REPEAT TEXTILES. VINYL AND LEATHERS ARE NOT APPLICABLE.
7. STRIPED PATTERNS MAY BE APPLIED ONLY TO THE SEAT AND BACK OF ONE SEAT UNITS, NOT THE OUTSIDE BACK, PRIVACY BACK PANEL, OR ARMS. STRIPED PATTERNS ARE NOT RECOMMENDED FOR MULTIPLE SEAT UNITS.
8. DUE TO UNUSUAL UPHOLSTERY CONDITIONS, INHERENT IN THE DESIGN OF MOZZO, NOT ALL SEATING FABRICS MAY BE SPECIFIED. PRE-APPROVAL IS REQUIRED FOR ALL COM TEXTILES.
9. SEATING COMPONENTS WITH ARMS AND BENCHES ARE INDEPENDENT AND NOT INTENDED TO CONNECT TO OTHER SEATING COMPONENTS OR CONNECTING TABLES WITH GANGING HARDWARE.

DIMENSIONS FIGURES

W	78	WEIGHT (LBS.)	185
D	30	CUBIC FEET	36
H	26.75		

W	78	WEIGHT (LBS.)	195
D	30	CUBIC FEET	36
H	26.75		

W	52	WEIGHT (LBS.)	135
D	30	CUBIC FEET	24
H	26.75		

W	52	WEIGHT (LBS.)	140
D	30	CUBIC FEET	24
H	26.75		

mozzo lounge



PRODUCT SPECIFICATIONS

DESIGNED TO CREATE A SENSE OF PLACE IN THE MIDST OF MODERN MOBILITY, MOZZO BOASTS TECH-SAVVY FEATURES, FOR SOCIAL CONNECTIVITY, THAT ENHANCE SPACES WHERE PEOPLE WORK, GATHER, LINGER AND CONVERSE. A FRESH MIX OF COMPONENTS, INCLUDING OPTIONAL SPACE DIVIDING BACK ELEMENTS AND TRANSLUCENT PRIVACY PANELS CREATE VISUAL PRIVACY AND A SENSE OF PERSONAL BOUNDARY WITHIN PUBLIC SPACES. ADAPTABLE TO OPEN PLAN ENVIRONMENTS, MOZZO'S FORWARD THINKING DESIGN EASES SOCIAL CONNECTIVITY AND CONFIGURABILITY. AVAILABLE IN ONE, TWO AND THREE SEAT COMPONENTS AND TABLES, INCLUDING BENCHES AND MOBILE OTTOMANS, MOZZO IS BUILT TOUGH TO ENCOURAGE HUBS OF LIVELY INTERACTION AND IS UNIVERSALLY SIZED FOR EASY SPECIFICATION.

MOZZO'S SUPERIOR CONSTRUCTION INCLUDES SOLID HARDWOOD AND CNC CUT FURNITURE GRADE PLYWOOD FRAMES. JOINTS ARE CORNER BLOCKED, GLUED, AND FASTENED FOR DURABILITY. TEXTILES ARE HAND-TAILORED OVER 100% POLYURETHANE FOAM THAT MEETS CAL 117 STANDARDS.

DESIGNED BY JESS SOREL.

METAL PAINT COLORS

- PC1** MILK GLOSS
- PC2** CHARCOAL GLOSS
- PC3** OATMEAL GLOSS
- PC4** SILVER
- PC5** CHROME
- PC6** RAVEN

MODEL

DESCRIPTION

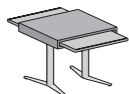
LIST PRICE

62052

LAMINATE WORK TABLE WITH 2 PULL-OUTS

2,995

PRODUCT SHIPPED KD (ASSEMBLY REQUIRED)



62052/FMPO

LAMINATE WORK TABLE WITH 2 PULL-OUTS AND 2 POWER CENTERS

4,430

*TWO POWER CENTERS LOCATED UNDERNEATH TABLE TOP ON EACH SIDE
CONTAINS 4 TOTAL POWER OUTLETS AND 4 ACTIVE USB PORTS*

SPECIFY BLACK OR WHITE FOR POWER CENTERS

PRODUCT SHIPPED KD (ASSEMBLY REQUIRED)



62053

LAMINATE WORK TABLE WITH 1 PULL-OUT

2,560

PRODUCT SHIPPED KD (ASSEMBLY REQUIRED)



62053/FMPO

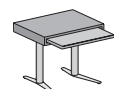
LAMINATE WORK TABLE WITH 1 PULL-OUT AND 1 POWER CENTER

3,315

*ONE POWER CENTERS LOCATED UNDERNEATH TABLE TOP
CONTAINS 2 TOTAL POWER OUTLETS AND 2 ACTIVE USB PORTS*

SPECIFY BLACK OR WHITE FOR POWER CENTERS

PRODUCT SHIPPED KD (ASSEMBLY REQUIRED)



LAMINATE FINISHES

LW1	FUSION MAPLE
LW2	MONTICELLO MAPLE
LW3	HUNTINGTON MAPLE
LW4	WILD CHERRY
LW5	VERSAILLES ANIGRE
LW6	EMPIRE MAHOGANY
LW7	MONTANA WALNUT
LW8	CAFELLE
LEW1	MILLENNIUM OAK
LEW2	SMOKY BROWN PEAR
LEW3	OILED WALNUT
LEW4	ZEBRANO
LEW5	CHESTNUT WOODLINE
LEW6	DUNEWOOD
LP1	WHITE NEBULA
LP2	GREY NEBULA
LP3	GRAPHITE NEBULA
LP4	PEWTER MESH
LP5	GREY MESH
LP6	GILDED MESH
LP7	SHEER MESH
LP8	STEEL MESH
LS1	DOVER WHITE
LS2	PEARL
LS3	FOLKSTONE
LS4	PLATINUM
LS5	EARTH
LS6	CITADEL
LS7	GRAPHITE
LS8	BLACK

MOZZO NOTES

1. ALL UPHOLSTERED COMPONENTS ARE STANDARD WITH RAILROADED SEAT AND BACK TEXTILES.
2. WHEN SPECIFYING FABRIC IN DIFFERENT GRADES, THE HIGHEST PRICE GROUP PREVAILS.
3. FABRIC FOR SEAT AND BACK IS SPECIFIED SEPARATE FROM THE PRIVACY BACK PANEL.
4. THE COM YRDS. AND COL SQ. FT. LISTED REFLECT THE REQUIREMENTS FOR A SINGLE 54" FABRIC THAT IS NON-DIRECTIONAL AND APPLIED RAILROADED. FOR MULTI-FABRIC REQUIREMENTS PLEASE REFER TO THE MOZZO SECTION OF OUR WEBSITE.
5. OPTIONAL PRIVACY BACK PANELS ARE FULLY UPHOLSTERED, FIELD INSTALLED, AND MUST BE ORDERED AT THE SAME TIME AS SEATING COMPONENTS. PRIVACY BACK PANELS CANNOT BE RETROFITTED TO EXISTING BACKLESS SEATING COMPONENTS.
6. CONTRASTING SOLID TEXTILES ARE RECOMMENDED FOR UPHOLSTERED PRIVACY BACK PANELS, AS A PROPER MATCH CANNOT BE ACHIEVED WITH TWO-WAY PATTERNS. PRIVACY BACK PANELS ARE AVAILABLE IN ULTRALEATHER, SOLID TEXTILES, AND ONE WAY REPEAT TEXTILES. VINYLs AND LEATHERS ARE NOT APPLICABLE.
7. STRIPED PATTERNS MAY BE APPLIED ONLY TO THE SEAT AND BACK OF ONE SEAT UNITS, NOT THE OUTSIDE BACK, PRIVACY BACK PANEL, OR ARMS. STRIPED PATTERNS ARE NOT RECOMMENDED FOR MULTIPLE SEAT UNITS.
8. DUE TO UNUSUAL UPHOLSTERY CONDITIONS, INHERENT IN THE DESIGN OF MOZZO, NOT ALL SEATING FABRICS MAY BE SPECIFIED. PRE-APPROVAL IS REQUIRED FOR ALL COM TEXTILES.
9. SEATING COMPONENTS WITH ARMS AND BENCHES ARE INDEPENDENT AND NOT INTENDED TO CONNECT TO OTHER SEATING COMPONENTS OR CONNECTING TABLES WITH GANGING HARDWARE.

DIMENSIONS FIGURES

W	32	WEIGHT (LBS.)	100
D	30	CUBIC FEET	15
H	26.75		

W	32	WEIGHT (LBS.)	105
D	30	CUBIC FEET	15
H	26.75		

W	32	WEIGHT (LBS.)	85
D	24	CUBIC FEET	12
H	26.75		

W	32	WEIGHT (LBS.)	90
D	24	CUBIC FEET	12
H	26.75		

mozzo lounge



PRODUCT SPECIFICATIONS

DESIGNED TO CREATE A SENSE OF PLACE IN THE MIDST OF MODERN MOBILITY, MOZZO BOASTS TECH-SAVVY FEATURES, FOR SOCIAL CONNECTIVITY, THAT ENHANCE SPACES WHERE PEOPLE WORK, GATHER, LINGER AND CONVERSE. A FRESH MIX OF COMPONENTS, INCLUDING OPTIONAL SPACE DIVIDING BACK ELEMENTS AND TRANSLUCENT PRIVACY PANELS CREATE VISUAL PRIVACY AND A SENSE OF PERSONAL BOUNDARY WITHIN PUBLIC SPACES. ADAPTABLE TO OPEN PLAN ENVIRONMENTS, MOZZO'S FORWARD THINKING DESIGN EASES SOCIAL CONNECTIVITY AND CONFIGURABILITY. AVAILABLE IN ONE, TWO AND THREE SEAT COMPONENTS AND TABLES, INCLUDING BENCHES AND MOBILE OTTOMANS, MOZZO IS BUILT TOUGH TO ENCOURAGE HUBS OF LIVELY INTERACTION AND IS UNIVERSALLY SIZED FOR EASY SPECIFICATION.

MOZZO'S SUPERIOR CONSTRUCTION INCLUDES SOLID HARDWOOD AND CNC CUT FURNITURE GRADE PLYWOOD FRAMES. JOINTS ARE CORNER BLOCKED, GLUED, AND FASTENED FOR DURABILITY. TEXTILES ARE HAND-TAILORED OVER 100% POLYURETHANE FOAM THAT MEETS CAL 117 STANDARDS.

DESIGNED BY JESS SOREL.

METAL PAINT COLORS

- PC1** MILK GLOSS
- PC2** CHARCOAL GLOSS
- PC3** OATMEAL GLOSS
- PC4** SILVER
- PC5** CHROME
- PC6** RAVEN

MODEL

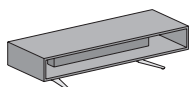
DESCRIPTION

LIST PRICE

62055

LAMINATE LOW-STOW TABLE

3,725

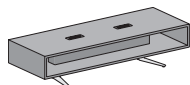


62055/FMPO

LAMINATE LOW-STOW TABLE WITH 2 POWER CENTERS

5,160

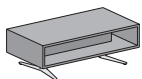
SPECIFY BLACK OR WHITE FOR POWER CENTERS



62056

LAMINATE LOW-STOW TABLE

3,195

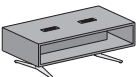


62056/FMPO

LAMINATE LOW-STOW TABLE WITH 2 POWER CENTERS

4,630

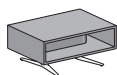
SPECIFY BLACK OR WHITE FOR POWER CENTERS



62057

LAMINATE LOW-STOW TABLE

2,850



62057/FMPO

LAMINATE LOW-STOW TABLE WITH 1 POWER CENTER

3,605

SPECIFY BLACK OR WHITE FOR POWER CENTER



LAMINATE FINISHES

LW1	FUSION MAPLE
LW2	MONTICELLO MAPLE
LW3	HUNTINGTON MAPLE
LW4	WILD CHERRY
LW5	VERSAILLES ANIGRE
LW6	EMPIRE MAHOGANY
LW7	MONTANA WALNUT
LW8	CAFELLE
LEW1	MILLENNIUM OAK
LEW2	SMOKY BROWN PEAR
LEW3	OILED WALNUT
LEW4	ZEBRANO
LEW5	CHESTNUT WOODLINE
LEW6	DUNEWOOD
LP1	WHITE NEBULA
LP2	GREY NEBULA
LP3	GRAPHITE NEBULA
LP4	PEWTER MESH
LP5	GREY MESH
LP6	GILDED MESH
LP7	SHEER MESH
LP8	STEEL MESH
LS1	DOVER WHITE
LS2	PEARL
LS3	FOLKSTONE
LS4	PLATINUM
LS5	EARTH
LS6	CITADEL
LS7	GRAPHITE
LS8	BLACK

MOZZO NOTES

1. ALL UPHOLSTERED COMPONENTS ARE STANDARD WITH RAILROADED SEAT AND BACK TEXTILES.
2. WHEN SPECIFYING FABRIC IN DIFFERENT GRADES, THE HIGHEST PRICE GROUP PREVAILS.
3. FABRIC FOR SEAT AND BACK IS SPECIFIED SEPARATE FROM THE PRIVACY BACK PANEL.
4. THE COM YRDS. AND COL SQ. FT. LISTED REFLECT THE REQUIREMENTS FOR A SINGLE 54" FABRIC THAT IS NON-DIRECTIONAL AND APPLIED RAILROADED. FOR MULTI-FABRIC REQUIREMENTS PLEASE REFER TO THE MOZZO SECTION OF OUR WEBSITE.
5. OPTIONAL PRIVACY BACK PANELS ARE FULLY UPHOLSTERED, FIELD INSTALLED, AND MUST BE ORDERED AT THE SAME TIME AS SEATING COMPONENTS. PRIVACY BACK PANELS CANNOT BE RETROFITTED TO EXISTING BACKLESS SEATING COMPONENTS.
6. CONTRASTING SOLID TEXTILES ARE RECOMMENDED FOR UPHOLSTERED PRIVACY BACK PANELS, AS A PROPER MATCH CANNOT BE ACHIEVED WITH TWO-WAY PATTERNS. PRIVACY BACK PANELS ARE AVAILABLE IN ULTRALEATHER, SOLID TEXTILES, AND ONE WAY REPEAT TEXTILES. VINYLs AND LEATHERS ARE NOT APPLICABLE.
7. STRIPED PATTERNS MAY BE APPLIED ONLY TO THE SEAT AND BACK OF ONE SEAT UNITS, NOT THE OUTSIDE BACK, PRIVACY BACK PANEL, OR ARMS. STRIPED PATTERNS ARE NOT RECOMMENDED FOR MULTIPLE SEAT UNITS.
8. DUE TO UNUSUAL UPHOLSTERY CONDITIONS, INHERENT IN THE DESIGN OF MOZZO, NOT ALL SEATING FABRICS MAY BE SPECIFIED. PRE-APPROVAL IS REQUIRED FOR ALL COM TEXTILES.
9. SEATING COMPONENTS WITH ARMS AND BENCHES ARE INDEPENDENT AND NOT INTENDED TO CONNECT TO OTHER SEATING COMPONENTS OR CONNECTING TABLES WITH GANGING HARDWARE.

DIMENSIONS FIGURES

W	78	WEIGHT (LBS.)	85
D	28	CUBIC FEET	22
H	17.5		

W	78	WEIGHT (LBS.)	90
D	28	CUBIC FEET	22
H	17.5		

W	52	WEIGHT (LBS.)	70
D	28	CUBIC FEET	15
H	17.5		

W	52	WEIGHT (LBS.)	75
D	28	CUBIC FEET	15
H	17.5		

W	39	WEIGHT (LBS.)	60
D	28	CUBIC FEET	11
H	17.5		

W	39	WEIGHT (LBS.)	62
D	28	CUBIC FEET	11
H	17.5		

mozzo lounge



PRODUCT SPECIFICATIONS

DESIGNED TO CREATE A SENSE OF PLACE IN THE MIDST OF MODERN MOBILITY, MOZZO BOASTS TECH-SAVVY FEATURES, FOR SOCIAL CONNECTIVITY, THAT ENHANCE SPACES WHERE PEOPLE WORK, GATHER, LINGER AND CONVERSE. A FRESH MIX OF COMPONENTS, INCLUDING OPTIONAL SPACE DIVIDING BACK ELEMENTS AND TRANSLUCENT PRIVACY PANELS CREATE VISUAL PRIVACY AND A SENSE OF PERSONAL BOUNDARY WITHIN PUBLIC SPACES. ADAPTABLE TO OPEN PLAN ENVIRONMENTS, MOZZO'S FORWARD THINKING DESIGN EASES SOCIAL CONNECTIVITY AND CONFIGURABILITY. AVAILABLE IN ONE, TWO AND THREE SEAT COMPONENTS AND TABLES, INCLUDING BENCHES AND MOBILE OTTOMANS, MOZZO IS BUILT TOUGH TO ENCOURAGE HUBS OF LIVELY INTERACTION AND IS UNIVERSALLY SIZED FOR EASY SPECIFICATION.

MOZZO'S SUPERIOR CONSTRUCTION INCLUDES SOLID HARDWOOD AND CNC CUT FURNITURE GRADE PLYWOOD FRAMES. JOINTS ARE CORNER BLOCKED, GLUED, AND FASTENED FOR DURABILITY. TEXTILES ARE HAND-TAILORED OVER 100% POLYURETHANE FOAM THAT MEETS CAL 117 STANDARDS.

DESIGNED BY JESS SOREL.

METAL PAINT COLORS

- PC1** MILK GLOSS
- PC2** CHARCOAL GLOSS
- PC3** OATMEAL GLOSS
- PC4** SILVER
- PC5** CHROME
- PC6** RAVEN

MODEL

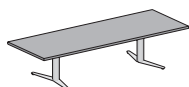
DESCRIPTION

LIST PRICE

62058

LAMINATE LOW TABLE

2,195

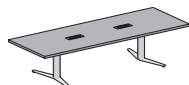


62058/FMPO

LAMINATE LOW TABLE WITH 2 POWER CENTERS

3,630

SPECIFY BLACK OR WHITE FOR POWER CENTERS



62059

LAMINATE LOW TABLE

1,995



62059/FMPO

LAMINATE LOW TABLE WITH 2 POWER CENTERS

3,430

SPECIFY BLACK OR WHITE FOR POWER CENTERS



62060

LAMINATE LOW TABLE

1,795



62060/FMPO

LAMINATE LOW TABLE WITH 1 POWER CENTER

2,550

SPECIFY BLACK OR WHITE FOR POWER CENTER



LAMINATE FINISHES

LW1	FUSION MAPLE
LW2	MONTICELLO MAPLE
LW3	HUNTINGTON MAPLE
LW4	WILD CHERRY
LW5	VERSAILLES ANIGRE
LW6	EMPIRE MAHOGANY
LW7	MONTANA WALNUT
LW8	CAFELLE
LEW1	MILLENNIUM OAK
LEW2	SMOKY BROWN PEAR
LEW3	OILED WALNUT
LEW4	ZEBRANO
LEW5	CHESTNUT WOODLINE
LEW6	DUNEWOOD
LP1	WHITE NEBULA
LP2	GREY NEBULA
LP3	GRAPHITE NEBULA
LP4	PEWTER MESH
LP5	GREY MESH
LP6	GILDED MESH
LP7	SHEER MESH
LP8	STEEL MESH
LS1	DOVER WHITE
LS2	PEARL
LS3	FOLKSTONE
LS4	PLATINUM
LS5	EARTH
LS6	CITADEL
LS7	GRAPHITE
LS8	BLACK

MOZZO NOTES

1. ALL UPHOLSTERED COMPONENTS ARE STANDARD WITH RAILROADED SEAT AND BACK TEXTILES.
2. WHEN SPECIFYING FABRIC IN DIFFERENT GRADES, THE HIGHEST PRICE GROUP PREVAILS.
3. FABRIC FOR SEAT AND BACK IS SPECIFIED SEPARATE FROM THE PRIVACY BACK PANEL.
4. THE COM YRDS. AND COL SQ. FT. LISTED REFLECT THE REQUIREMENTS FOR A SINGLE 54" FABRIC THAT IS NON-DIRECTIONAL AND APPLIED RAILROADED. FOR MULTI-FABRIC REQUIREMENTS PLEASE REFER TO THE MOZZO SECTION OF OUR WEBSITE.
5. OPTIONAL PRIVACY BACK PANELS ARE FULLY UPHOLSTERED, FIELD INSTALLED, AND MUST BE ORDERED AT THE SAME TIME AS SEATING COMPONENTS. PRIVACY BACK PANELS CANNOT BE RETROFITTED TO EXISTING BACKLESS SEATING COMPONENTS.
6. CONTRASTING SOLID TEXTILES ARE RECOMMENDED FOR UPHOLSTERED PRIVACY BACK PANELS, AS A PROPER MATCH CANNOT BE ACHIEVED WITH TWO-WAY PATTERNS. PRIVACY BACK PANELS ARE AVAILABLE IN ULTRALEATHER, SOLID TEXTILES, AND ONE WAY REPEAT TEXTILES. VINYLs AND LEATHERS ARE NOT APPLICABLE.
7. STRIPED PATTERNS MAY BE APPLIED ONLY TO THE SEAT AND BACK OF ONE SEAT UNITS, NOT THE OUTSIDE BACK, PRIVACY BACK PANEL, OR ARMS. STRIPED PATTERNS ARE NOT RECOMMENDED FOR MULTIPLE SEAT UNITS.
8. DUE TO UNUSUAL UPHOLSTERY CONDITIONS, INHERENT IN THE DESIGN OF MOZZO, NOT ALL SEATING FABRICS MAY BE SPECIFIED. PRE-APPROVAL IS REQUIRED FOR ALL COM TEXTILES.
9. SEATING COMPONENTS WITH ARMS AND BENCHES ARE INDEPENDENT AND NOT INTENDED TO CONNECT TO OTHER SEATING COMPONENTS OR CONNECTING TABLES WITH GANGING HARDWARE.

DIMENSIONS FIGURES

W	78	WEIGHT (LBS.)	85
D	28	CUBIC FEET	22
H	17.5		

W	78	WEIGHT (LBS.)	90
D	28	CUBIC FEET	22
H	17.5		

W	52	WEIGHT (LBS.)	75
D	28	CUBIC FEET	15
H	17.5		

W	52	WEIGHT (LBS.)	80
D	28	CUBIC FEET	15
H	17.5		

W	39	WEIGHT (LBS.)	65
D	28	CUBIC FEET	11
H	17.5		

W	39	WEIGHT (LBS.)	70
D	28	CUBIC FEET	11
H	17.5		

niko lounge



PRODUCT SPECIFICATIONS

NIKO LOUNGE OFFERS ALLURING STYLE WITH SOFT INVITING SHAPES THAT ENVELOP CASUAL RELAXATION. SCULPTURAL PILLOW-TOP ARMS ENSURE COMFORT WHILE PROVIDING A STYLIZED TAILORING STATEMENT. FOR ADDED UPHOLSTERY PIZAZZ, SELECT A CONTRASTING FABRIC FOR THE SEAT, INNER LOWER BACK, AND PILLOW-TOP ARMS.


NIKO LOUNGE'S SUPERIOR CONSTRUCTION INCLUDES SOLID HARDWOOD AND CNC CUT FURNITURE GRADE PLYWOOD FRAMES. JOINTS ARE CORNER BLOCKED, GLUED, AND FASTENED FOR DURABILITY. TEXTILES ARE HAND-TAILORED OVER 100% POLYURETHANE FOAM THAT MEETS CAL 117 STANDARDS. DOUBLE NEEDLE STITCHED SEWING TECHNIQUE WITH COLOR MATCHED THREAD ADDS EXTRA STRENGTH TO SEAMS AND STYLISH FLAIR.

DESIGNED BY JOHN STAFFORD/CHRIS CARTER.


FINISHES

- 10** NATURAL
- 11** MONTICELLO
- 12** HUNTINGTON
- 13** WILD CHERRY
- 14** VERSAILLES
- 16** CAFELLE
- 53** LIGHT MAPLE
- 31** CINNAMON CHERRY
- 24** IMPERIAL CHERRY
- 15** EMPIRE MAHOGANY
- 46** ROYAL MAHOGANY
- 69** BOURBON MAHOGANY
- 64** APPALACHIAN MAHOGANY
- 42** LIGHT WALNUT
- 38** HERITAGE WALNUT
- 20** TRADITIONAL WALNUT
- 57** EBONY WALNUT
- 72** BLACK (LOW SHEEN)


MODEL	DESCRIPTION	FABRIC LIST PRICE								
		COM	CUE	2	3	4	5	6	7	8
32101	CLUB CHAIR	1,350	1,520	1,720	1,845	1,975	2,100	2,225	2,350	2,605



32102	LOVESEAT	2,110	2,215	2,485	2,625	2,770	2,910	3,055	3,195	3,495
--------------	----------	-------	-------	-------	-------	-------	-------	-------	-------	-------



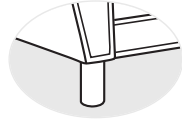
32103	SOFA	2,605	2,850	3,125	3,300	3,475	3,650	3,825	4,000	4,350
--------------	------	-------	-------	-------	-------	-------	-------	-------	-------	-------



METAL PAINT COLORS

S	STANDARD ALUMINUM
PC1	MILK GLOSS
PC2	CHARCOAL GLOSS
PC3	OATMEAL GLOSS
PC4	SILVER
PC5	CHROME
PC6	RAVEN

ADDITIONAL PRODUCT ORDERING OPTIONS



**ML
METAL LEG**
SOLID MILLED ALUMINUM LEG
(ADD \$75 LIST)

TO ORDER, SPECIFY:

1. MODEL NUMBER
2. LEG FINISH
3. FABRIC

EXAMPLE

32101/53/MAHARAM DART 017 SCRIBE

LEATHER LIST PRICE

COL	C1	C2	C3	C4	C5	C6
	BASIC	FUNDAMENTAL	HAMPTON	VOLO	ANDES	VELLUTO PELLE

1,550 3,235 3,520 3,710 QUOTED UPON REQUEST

2,410 3,895 4,195 4,360 QUOTED UPON REQUEST

3,005 4,895 5,245 5,475 QUOTED UPON REQUEST

DIMENSIONS

FIGURES

YARDAGE REQUIREMENTS SHOWN
ARE BASED ON NON-DIRECTIONAL
54" TEXTILES. REFER TO PAGE 3
FOR HELP WITH TEXTILES WITH
REPEATS OR SEND AN EMAIL TO:
COM_HELP@EKOCONTRACT.COM

W	33	COM (YDS.)	6.5
D	32	COL (SQ. FT.)	120
H	32.5	WEIGHT (LBS.)	68
SW	22	CUBIC FEET	24
SD	21		
SH	17.25		
BH	16		
AH	8		

W	56.5	COM (YDS.)	8.5
D	32	COL (SQ. FT.)	165
H	32.5	WEIGHT (LBS.)	96
SW	44.5	CUBIC FEET	37
SD	21		
SH	17.25		
BH	16		
AH	8		

W	78.5	COM (YDS.)	10.25
D	32	COL (SQ. FT.)	200
H	32.5	WEIGHT (LBS.)	124
SW	66.25	CUBIC FEET	52
SD	21		
SH	17.25		
BH	16		
AH	8		

niko lounge



PRODUCT SPECIFICATIONS

NIKO LOUNGE OFFERS ALLURING STYLE WITH SOFT INVITING SHAPES THAT ENVELOP CASUAL RELAXATION. SCULPTURAL PILLOW-TOP ARMS ENSURE COMFORT WHILE PROVIDING A STYLIZED TAILORING STATEMENT. FOR ADDED UPHOLSTERY PIZAZZ, SELECT A CONTRASTING FABRIC FOR THE SEAT, INNER LOWER BACK, AND PILLOW-TOP ARMS.

NIKO LOUNGE'S SUPERIOR CONSTRUCTION INCLUDES SOLID HARDWOOD AND CNC CUT FURNITURE GRADE PLYWOOD FRAMES. JOINTS ARE CORNER BLOCKED, GLUED, AND FASTENED FOR DURABILITY. TEXTILES ARE HAND-TAILORED OVER 100% POLYURETHANE FOAM THAT MEETS CAL 117 STANDARDS. DOUBLE NEEDLE STITCHED SEWING TECHNIQUE WITH COLOR MATCHED THREAD ADDS EXTRA STRENGTH TO SEAMS AND STYLISH FLAIR.

DESIGNED BY JOHN STAFFORD/CHRIS CARTER.


FINISHES

- 10** NATURAL
- 11** MONTICELLO
- 12** HUNTINGTON
- 13** WILD CHERRY
- 14** VERSAILLES
- 16** CAFELLE
- 53** LIGHT MAPLE
- 31** CINNAMON CHERRY
- 24** IMPERIAL CHERRY
- 15** EMPIRE MAHOGANY
- 46** ROYAL MAHOGANY
- 69** BOURBON MAHOGANY
- 64** APPALACHIAN MAHOGANY
- 42** LIGHT WALNUT
- 38** HERITAGE WALNUT
- 20** TRADITIONAL WALNUT
- 57** EBONY WALNUT
- 72** BLACK (LOW SHEEN)

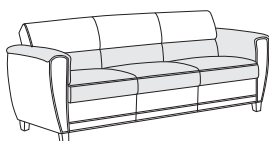
MODEL	DESCRIPTION	FABRIC LIST PRICE								
		COM	CUE	2	3	4	5	6	7	8
32201	CLUB CHAIR	1.350	1.520	1.720	1.845	1.975	2.100	2.225	2.350	2.605



32202	LOVESEAT	2,110	2,215	2,485	2,625	2,770	2,910	3,055	3,195	3,495
--------------	----------	-------	-------	-------	-------	-------	-------	-------	-------	-------



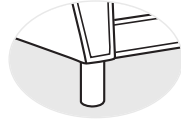
32203	SOFA	2,605	2,850	3,125	3,300	3,475	3,650	3,825	4,000	4,350
--------------	------	-------	-------	-------	-------	-------	-------	-------	-------	-------



METAL PAINT COLORS

S	STANDARD ALUMINUM
PC1	MILK GLOSS
PC2	CHARCOAL GLOSS
PC3	OATMEAL GLOSS
PC4	SILVER
PC5	CHROME
PC6	RAVEN

ADDITIONAL PRODUCT ORDERING OPTIONS



**ML
METAL LEG**
SOLID MILLED ALUMINUM LEG
(ADD \$75 LIST)

TO ORDER, SPECIFY:

1. MODEL NUMBER
2. LEG FINISH
3. OVERALL FABRIC
4. CONTRASTING FABRIC

EXAMPLE

32121/53/MAHARAM DART 017 SCRIBE/
LEATHER SHOWCASE 7353 BONTON

LEATHER LIST PRICE

COL	C1	C2	C3	C4	C5	C6
	BASIC	FUNDAMENTAL	HAMPTON	VOLO	ANDES	VELLUTO PELLE

1,550 3,235 3,520 3,710 QUOTED UPON REQUEST

2,410 3,895 4,195 4,360 QUOTED UPON REQUEST

3,005 4,895 5,245 5,475 QUOTED UPON REQUEST

DIMENSIONS

FIGURES

YARDAGE REQUIREMENTS SHOWN
ARE BASED ON NON-DIRECTIONAL
54" TEXTILES. REFER TO PAGE 3
FOR HELP WITH TEXTILES WITH
REPEATS OR SEND AN EMAIL TO:
COM_HELP@EKOCONTRACT.COM

W	33	OVERALL COM (YDS.)	4.25
D	32	CONTRAST COM (YDS.)	3.25
H	32.5	OVERALL COL (SQ. FT.)	120
SW	22	CONTRAST COL (SQ. FT.)	60
SD	21	WEIGHT (LBS.)	68
SH	17.25	CUBIC FEET	24
BH	16		
AH	8		

W	56.5	OVERALL COM (YDS.)	5.25
D	32	CONTRAST COM (YDS.)	4
H	32.5	OVERALL COL (SQ. FT.)	165
SW	44.5	CONTRAST COL (SQ. FT.)	70
SD	21	WEIGHT (LBS.)	96
SH	17.25	CUBIC FEET	37
BH	16		
AH	8		

W	78.5	OVERALL COM (YDS.)	6
D	32	CONTRAST COM (YDS.)	5
H	32.5	OVERALL COL (SQ. FT.)	200
SW	66.25	CONTRAST COL (SQ. FT.)	100
SD	21	WEIGHT (LBS.)	124
SH	17.25	CUBIC FEET	52
BH	16		
AH	8		

nv simplex lounge



PRODUCT SPECIFICATIONS

NV SIMPLEX LOUNGE COLLECTION TOUTS TIMELESS SIMPLICITY WITH MINIMALIST APPEAL. FEATURING HANDSOME SATIN NICKEL CYLINDER LEGS AND A PLAIN UPHOLSTERED BACK, NV SIMPLEX IS EXPERTLY CONSTRUCTED WITH EXACTING DETAILS AND MAKES A TASTEFUL COMPANION FOR CORPORATE, HEALTHCARE, AND EDUCATION SEATING ENVIRONMENTS.

NV SIMPLEX LOUNGE'S SUPERIOR CONSTRUCTION INCLUDES SOLID HARDWOOD AND CNC CUT FURNITURE GRADE PLYWOOD FRAMES. JOINTS ARE CORNER BLOCKED, GLUED, AND FASTENED FOR DURABILITY. TEXTILES ARE HAND-TAILORED OVER 100% POLYURETHANE FOAM THAT MEETS CAL 117 STANDARDS. DOUBLE NEEDLE STITCHED SEWING TECHNIQUE WITH COLOR MATCHED THREAD ADDS EXTRA STRENGTH TO SEAMS AND STYLISH FLAIR.

DESIGNED BY JOHN STAFFORD/CHRIS CARTER.

METAL PAINT COLORS

- S** STANDARD ALUMINUM
- PC1** MILK GLOSS
- PC2** CHARCOAL GLOSS
- PC3** OATMEAL GLOSS
- PC4** SILVER
- PC5** CHROME
- PC6** RAVEN


MODEL

DESCRIPTION

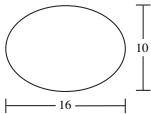
FABRIC LIST PRICE

COM CUE 2 3 4 5 6 7 8

34081 CLUB CHAIR (PLAIN BACK) 1,145 1,285 1,450 1,550 1,650 1,750 1,850 1,955 2,155



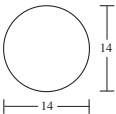
TABLET OPTIONS



MAPLE VENEER OVAL TABLET
RIGHT HANDED POSITION **QWR** (ADD \$360 LIST)
LEFT HANDED POSITION **QWL** (ADD \$360 LIST)



BLACK LAMINATE OVAL TABLET
RIGHT HANDED POSITION **OLR** (ADD \$305 LIST)
LEFT HANDED POSITION **OLL** (ADD \$305 LIST)




MAPLE VENEER CIRCLE TABLET
RIGHT HANDED POSITION **RWR** (ADD \$360 LIST)
LEFT HANDED POSITION **RWL** (ADD \$360 LIST)

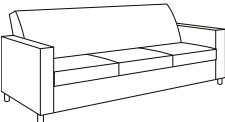


BLACK LAMINATE CIRCLE TABLET
RIGHT HANDED POSITION **RLR** (ADD \$305 LIST)
LEFT HANDED POSITION **RLL** (ADD \$305 LIST)

34082 LOVESEAT (PLAIN BACK) 2,025 2,190 2,375 2,495 2,600 2,715 2,830 2,975 3,225



34083 SOFA (PLAIN BACK) 2,540 2,750 2,995 3,145 3,300 3,450 3,605 3,770 4,105



ADDITIONAL PRODUCT ORDERING OPTIONS



HEAVY DUTY TABLET

FEATURES 150 LB. HIGHER
EDUCATION WEIGHT RATING
AS STANDARD (NO UPCHARGE)

LEATHER LIST PRICE

COL	C1	C2	C3	C4	C5	C6
	BASIC	FUNDAMENTAL	HAMPTON	VOLO	ANDES	VELLUTO PELLE

1,345 2,405 2,595 2,725 QUOTED UPON REQUEST



WHITE CUP HOLDER

RIGHT HANDED POSITION **CRW** (ADD \$160 LIST)
LEFT HANDED POSITION **CLW** (ADD \$160 LIST)



BLACK CUP HOLDER

RIGHT HANDED POSITION **CRB** (ADD \$160 LIST)
LEFT HANDED POSITION **CLB** (ADD \$160 LIST)



TABLET CUP HOLDER

ATTACHES UNDER TABLET **TCH** (ADD \$65 LIST)

2,325 3,865 4,175 4,335 QUOTED UPON REQUEST

3,150 4,330 4,615 4,800 QUOTED UPON REQUEST

TO ORDER, SPECIFY:

1. MODEL NUMBER
2. LEG FINISH
3. FABRIC

EXAMPLE

32081/53/MAHARAM DART 017 SCRIBE

DIMENSIONS

FIGURES

YARDAGE REQUIREMENTS SHOWN
ARE BASED ON NON-DIRECTIONAL
54" TEXTILES. REFER TO PAGE 3
FOR HELP WITH TEXTILES WITH
REPEATS OR SEND AN EMAIL TO:
COM_HELP@EKOCONTRACT.COM

W	34
D	32
H	32.5
SW	22
SD	21
SH	17.25
BH	16
AH	8

COM (YDS.)	5
COL (SQ. FT.)	100
WEIGHT (LBS.)	66
CUBIC FEET	24

W	57.5
D	32
H	32.5
SW	44.5
SD	21
SH	17.25
BH	16
AH	8

COM (YDS.)	6.75
COL (SQ. FT.)	135
WEIGHT (LBS.)	94
CUBIC FEET	37

W	79.5
D	32
H	32.5
SW	66.25
SD	21
SH	17.25
BH	16
AH	8

COM (YDS.)	8.75
COL (SQ. FT.)	175
WEIGHT (LBS.)	122
CUBIC FEET	52



PRODUCT SPECIFICATIONS

NV LOUNGE COLLECTION TOUTS TIMELESS SIMPLICITY WITH MINIMALIST APPEAL. FEATURING A MODERNIST SATIN NICKEL METAL PLATFORM BASE WITH METAL LEGS AND CHOICE OF RECTANGULAR INSET SATIN NICKEL BACK DETAIL OR PLAIN BACK. NV IS EXPERTLY CONSTRUCTED WITH EXACTING DETAILS AND MAKES A TASTEFUL COMPANION FOR CORPORATE, HEALTHCARE, AND EDUCATION SEATING ENVIRONMENTS.

NV LOUNGE'S SUPERIOR CONSTRUCTION INCLUDES SOLID HARDWOOD AND CNC CUT FURNITURE GRADE PLYWOOD FRAMES. JOINTS ARE CORNER BLOCKED, GLUED, AND FASTENED FOR DURABILITY. TEXTILES ARE HAND-TAILORED OVER 100% POLYURETHANE FOAM THAT MEETS CAL 117 STANDARDS. DOUBLE NEEDLE STITCHED SEWING TECHNIQUE WITH COLOR MATCHED THREAD ADDS EXTRA STRENGTH TO SEAMS AND STYLISH FLAIR.

DESIGNED BY JOHN STAFFORD/CHRIS CARTER.

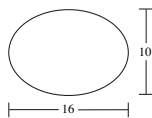
METAL PAINT COLORS

- S** STANDARD ALUMINUM
- PC1** MILK GLOSS
- PC2** CHARCOAL GLOSS
- PC3** OATMEAL GLOSS
- PC4** SILVER
- PC5** CHROME
- PC6** RAVEN

MODEL	DESCRIPTION	FABRIC LIST PRICE								
		COM	CUE	2	3	4	5	6	7	8
34181	CLUB CHAIR (PLAIN BACK)	1,725	1,800	1,965	2,065	2,160	2,265	2,365	2,470	2,670



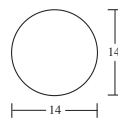
TABLET OPTIONS



MAPLE VENEER OVAL TABLET
 RIGHT HANDED POSITION **QWR** (ADD \$360 LIST)
 LEFT HANDED POSITION **QWL** (ADD \$360 LIST)



BLACK LAMINATE OVAL TABLET
 RIGHT HANDED POSITION **QLR** (ADD \$305 LIST)
 LEFT HANDED POSITION **QLL** (ADD \$305 LIST)




MAPLE VENEER CIRCLE TABLET
 RIGHT HANDED POSITION **RWR** (ADD \$360 LIST)
 LEFT HANDED POSITION **RWL** (ADD \$360 LIST)

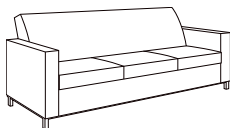


BLACK LAMINATE CIRCLE TABLET
 RIGHT HANDED POSITION **RLR** (ADD \$305 LIST)
 LEFT HANDED POSITION **RLL** (ADD \$305 LIST)

34182	LOVESEAT (PLAIN BACK)	2,585	2,750	2,935	3,055	3,160	3,275	3,390	3,535	3,785
--------------	------------------------------	-------	-------	-------	-------	-------	-------	-------	-------	-------



34183	SOFA (PLAIN BACK)	3,245	3,455	3,700	3,850	4,005	4,155	4,310	4,475	4,810
--------------	--------------------------	-------	-------	-------	-------	-------	-------	-------	-------	-------



ADDITIONAL PRODUCT ORDERING OPTIONS



HEAVY DUTY TABLET

FEATURES 150 LB. HIGHER
EDUCATION WEIGHT RATING
AS STANDARD (NO UPCHARGE)

LEATHER LIST PRICE

COL	C1	C2	C3	C4	C5	C6
	BASIC	FUNDAMENTAL	HAMPTON	VOLO	ANDES	VELLUTO PELLE

1,860 2,920 3,125 3,240 QUOTED UPON REQUEST



WHITE CUP HOLDER

RIGHT HANDED POSITION **CRW** (ADD \$160 LIST)
LEFT HANDED POSITION **CLW** (ADD \$160 LIST)



BLACK CUP HOLDER

RIGHT HANDED POSITION **CRB** (ADD \$160 LIST)
LEFT HANDED POSITION **CLB** (ADD \$160 LIST)



TABLET CUP HOLDER

ATTACHES UNDER TABLET **TCH** (ADD \$65 LIST)

2,885 4,425 4,735 4,895 QUOTED UPON REQUEST

3,855 5,035 5,320 5,505 QUOTED UPON REQUEST

TO ORDER, SPECIFY:

1. MODEL NUMBER
2. LEG FINISH
3. FABRIC

EXAMPLE

32081/53/MAHARAM DART 017 SCRIBE

DIMENSIONS

W	34
D	32
H	32.5
SW	22
SD	21
SH	17.25
BH	16
AH	8

FIGURES

YARDAGE REQUIREMENTS SHOWN
ARE BASED ON NON-DIRECTIONAL
54" TEXTILES. REFER TO PAGE 3
FOR HELP WITH TEXTILES WITH
REPEATS OR SEND AN EMAIL TO:
COM_HELP@EKOCONTRACT.COM

COM (YDS.)	5
COL (SQ. FT.)	100
WEIGHT (LBS.)	66
CUBIC FEET	24

W	57.5
D	32
H	32.5
SW	44.5
SD	21
SH	17.25
BH	16
AH	8

COM (YDS.)	6.75
COL (SQ. FT.)	135
WEIGHT (LBS.)	94
CUBIC FEET	37

W	79.5
D	32
H	32.5
SW	66.25
SD	21
SH	17.25
BH	16
AH	8

COM (YDS.)	8.75
COL (SQ. FT.)	175
WEIGHT (LBS.)	122
CUBIC FEET	52

nv lounge

WITH SOLID MILLED ALUMINUM UNDERSTRUCTURE AND BACK ACCENT



PRODUCT SPECIFICATIONS

NV LOUNGE COLLECTION TOUTS TIMELESS SIMPLICITY WITH MINIMALIST APPEAL. FEATURING A MODERNIST SATIN NICKEL METAL PLATFORM BASE WITH METAL LEGS AND CHOICE OF RECTANGULAR INSET SATIN NICKEL BACK DETAIL OR PLAIN BACK. NV IS EXPERTLY CONSTRUCTED WITH EXACTING DETAILS AND MAKES A TASTEFUL COMPANION FOR CORPORATE, HEALTHCARE, AND EDUCATION SEATING ENVIRONMENTS.


NV LOUNGE'S SUPERIOR CONSTRUCTION INCLUDES SOLID HARDWOOD AND CNC CUT FURNITURE GRADE PLYWOOD FRAMES. JOINTS ARE CORNER BLOCKED, GLUED, AND FASTENED FOR DURABILITY. TEXTILES ARE HAND-TAILORED OVER 100% POLYURETHANE FOAM THAT MEETS CAL 117 STANDARDS. DOUBLE NEEDLE STITCHED SEWING TECHNIQUE WITH COLOR MATCHED THREAD ADDS EXTRA STRENGTH TO SEAMS AND STYLISH FLAIR.

DESIGNED BY JOHN STAFFORD/CHRIS CARTER.

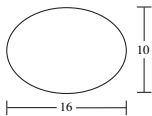
METAL PAINT COLORS

- S** STANDARD ALUMINUM
- PC1** MILK GLOSS
- PC2** CHARCOAL GLOSS
- PC3** OATMEAL GLOSS
- PC4** SILVER
- PC5** CHROME
- PC6** RAVEN

MODEL	DESCRIPTION	FABRIC LIST PRICE								
		COM	CUE	2	3	4	5	6	7	8
34281	CLUB CHAIR (BACK ACCENT)	1,825	1,900	2,065	2,165	2,265	2,365	2,465	2,570	2,770



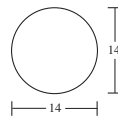
TABLET OPTIONS



MAPLE VENEER OVAL TABLET
RIGHT HANDED POSITION **QWR** (ADD \$360 LIST)
LEFT HANDED POSITION **QWL** (ADD \$360 LIST)



BLACK LAMINATE OVAL TABLET
RIGHT HANDED POSITION **OLR** (ADD \$305 LIST)
LEFT HANDED POSITION **OLL** (ADD \$305 LIST)




MAPLE VENEER CIRCLE TABLET
RIGHT HANDED POSITION **RWR** (ADD \$360 LIST)
LEFT HANDED POSITION **RWL** (ADD \$360 LIST)

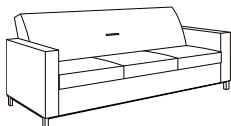


BLACK LAMINATE CIRCLE TABLET
RIGHT HANDED POSITION **RLR** (ADD \$305 LIST)
LEFT HANDED POSITION **RLL** (ADD \$305 LIST)

34282	LOVESEAT (BACK ACCENT)	2,685	2,850	3,035	3,155	3,260	3,375	3,490	3,635	3,885
--------------	-------------------------------	-------	-------	-------	-------	-------	-------	-------	-------	-------



34283	SOFA (BACK ACCENT)	3,345	3,555	3,800	3,950	4,105	4,255	4,410	4,575	4,910
--------------	---------------------------	-------	-------	-------	-------	-------	-------	-------	-------	-------



ADDITIONAL PRODUCT ORDERING OPTIONS



HEAVY DUTY TABLET

FEATURES 150 LB. HIGHER
EDUCATION WEIGHT RATING
AS STANDARD (NO UPCHARGE)

LEATHER LIST PRICE

COL	C1	C2	C3	C4	C5	C6
	BASIC	FUNDAMENTAL	HAMPTON	VOLO	ANDES	VELLUTO PELLE

1,960 3,020 3,225 3,340 QUOTED UPON REQUEST



WHITE CUP HOLDER

RIGHT HANDED POSITION **CRW** (ADD \$160 LIST)
LEFT HANDED POSITION **CLW** (ADD \$160 LIST)



BLACK CUP HOLDER

RIGHT HANDED POSITION **CRB** (ADD \$160 LIST)
LEFT HANDED POSITION **CLB** (ADD \$160 LIST)



TABLET CUP HOLDER

ATTACHES UNDER TABLET **TCH** (ADD \$65 LIST)

2,985 4,525 4,835 4,995 QUOTED UPON REQUEST

3,955 5,135 5,420 5,605 QUOTED UPON REQUEST

TO ORDER, SPECIFY:

1. MODEL NUMBER
2. LEG FINISH
3. FABRIC

EXAMPLE

32081/53/MAHARAM DART 017 SCRIBE

DIMENSIONS

FIGURES

YARDAGE REQUIREMENTS SHOWN
ARE BASED ON NON-DIRECTIONAL
54" TEXTILES. REFER TO PAGE 3
FOR HELP WITH TEXTILES WITH
REPEATS OR SEND AN EMAIL TO:
COM_HELP@EKOCONTRACT.COM

W	34
D	32
H	32.5
SW	22
SD	21
SH	17.25
BH	16
AH	8

COM (YDS.)	5
COL (SQ. FT.)	100
WEIGHT (LBS.)	66
CUBIC FEET	24

W	57.5
D	32
H	32.5
SW	44.5
SD	21
SH	17.25
BH	16
AH	8

COM (YDS.)	6.75
COL (SQ. FT.)	135
WEIGHT (LBS.)	94
CUBIC FEET	37

W	79.5
D	32
H	32.5
SW	66.25
SD	21
SH	17.25
BH	16
AH	8

COM (YDS.)	8.75
COL (SQ. FT.)	175
WEIGHT (LBS.)	122
CUBIC FEET	52

reed lounge



PRODUCT SPECIFICATIONS

REED LOUNGE EXUDES MODERN SOPHISTICATION AND BRINGS LOBBY ENVIRONMENTS TO FLIRTATIOUS LIFE. A CAREFULLY PLANNED COMPOSITION OF PROPORTIONS AND GENTLE ARCS PROVIDE THE FOUNDATION FOR THIS CONTEMPORARY, RELAXED, AND COMFORTABLE LOUNGE COLLECTION. THE PRECISELY UPHOLSTERED PUZZLE-FIT OUTSIDE BACK AND LAYERED PILLOW-TOP INSIDE BACK ADD THE LIVELY DETAILS THAT UNIFY THIS SLEEK DESIGN. FOR ADDED PIZAZZ SELECT A CONTRASTING TEXTILE FOR THE SEAT AND INSIDE/OUTSIDE BACKS.


REED LOUNGE'S SUPERIOR CONSTRUCTION INCLUDES SOLID HARDWOOD AND CNC CUT FURNITURE GRADE PLYWOOD FRAMES. JOINTS ARE CORNER BLOCKED, GLUED, AND FASTENED FOR DURABILITY. TEXTILES ARE HAND-TAILORED OVER 100% POLYURETHANE FOAM THAT MEETS CAL 117 STANDARDS. DOUBLE NEEDLE STITCHED SEWING TECHNIQUE WITH COLOR MATCHED THREAD ADDS EXTRA STRENGTH TO SEAMS AND STYLISH FLAIR.

DESIGNED BY JOHN STAFFORD/CHRIS CARTER.


FINISHES

- 10** NATURAL
- 11** MONTICELLO
- 12** HUNTINGTON
- 13** WILD CHERRY
- 14** VERSAILLES
- 16** CAFELLE
- 53** LIGHT MAPLE
- 31** CINNAMON CHERRY
- 24** IMPERIAL CHERRY
- 15** EMPIRE MAHOGANY
- 46** ROYAL MAHOGANY
- 69** BOURBON MAHOGANY
- 64** APPALACHIAN MAHOGANY
- 42** LIGHT WALNUT
- 38** HERITAGE WALNUT
- 20** TRADITIONAL WALNUT
- 57** EBONY WALNUT
- 72** BLACK (LOW SHEEN)


MODEL	DESCRIPTION	FABRIC LIST PRICE								
		COM	CUE	2	3	4	5	6	7	8
32021	CLUB CHAIR	1,290	1,410	1,550	1,635	1,725	1,810	1,900	1,985	2,160



32022	LOVESEAT	1,875	2,045	2,240	2,360	2,480	2,600	2,725	2,845	3,085
--------------	----------	-------	-------	-------	-------	-------	-------	-------	-------	-------



32023	SOFA	2,480	2,610	2,820	2,955	3,085	3,215	3,345	3,475	3,735
--------------	------	-------	-------	-------	-------	-------	-------	-------	-------	-------



TO ORDER, SPECIFY:

1. MODEL NUMBER
2. LEG FINISH
3. FABRIC

EXAMPLE

32021/53/MAHARAM DART 017 SCRIBE

LEATHER LIST PRICE

COL	C1	C2	C3	C4	C5	C6
	BASIC	FUNDAMENTAL	HAMPTON	VOLO	ANDES	VELLUTO PELLE

1,490 2,570 2,760 2,895 QUOTED UPON REQUEST

2,175 3,185 3,380 3,515 QUOTED UPON REQUEST

2,880 4,115 4,370 4,540 QUOTED UPON REQUEST

DIMENSIONS
FIGURES

W	26.75	COM (YDS.)	4.25
D	30.5	COL (SQ. FT.)	80
H	32	WEIGHT (LBS.)	66
SW	22	CUBIC FEET	24
SD	19.75		
SH	18.5		
BH	15.5		
AH	7.75		

W	49.5	COM (YDS.)	6
D	30.5	COL (SQ. FT.)	110
H	32	WEIGHT (LBS.)	94
SW	44	CUBIC FEET	37
SD	19.75		
SH	18.5		
BH	15.5		
AH	7.75		

W	71.5	COM (YDS.)	7.25
D	30.5	COL (SQ. FT.)	135
H	32	WEIGHT (LBS.)	122
SW	66.25	CUBIC FEET	52
SD	19.75		
SH	18.5		
BH	15.5		
AH	7.75		

reed lounge



PRODUCT SPECIFICATIONS

REED LOUNGE EXUDES MODERN SOPHISTICATION AND BRINGS LOBBY ENVIRONMENTS TO FLIRTATIOUS LIFE. A CAREFULLY PLANNED COMPOSITION OF PROPORTIONS AND GENTLE ARCS PROVIDE THE FOUNDATION FOR THIS CONTEMPORARY, RELAXED, AND COMFORTABLE LOUNGE COLLECTION. THE PRECISELY UPHOLSTERED PUZZLE-FIT OUTSIDE BACK AND LAYERED PILLOW-TOP INSIDE BACK ADD THE LIVELY DETAILS THAT UNIFY THIS SLEEK DESIGN. FOR ADDED PIZAZZ SELECT A CONTRASTING TEXTILE FOR THE SEAT AND INSIDE/OUTSIDE BACKS.

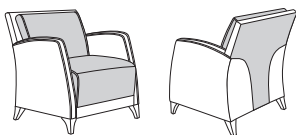
REED LOUNGE'S SUPERIOR CONSTRUCTION INCLUDES SOLID HARDWOOD AND CNC CUT FURNITURE GRADE PLYWOOD FRAMES. JOINTS ARE CORNER BLOCKED, GLUED, AND FASTENED FOR DURABILITY. TEXTILES ARE HAND-TAILORED OVER 100% POLYURETHANE FOAM THAT MEETS CAL 117 STANDARDS. DOUBLE NEEDLE STITCHED SEWING TECHNIQUE WITH COLOR MATCHED THREAD ADDS EXTRA STRENGTH TO SEAMS AND STYLISH FLAIR.

DESIGNED BY JOHN STAFFORD/CHRIS CARTER.


FINISHES

- 10 NATURAL
- 11 MONTICELLO
- 12 HUNTINGTON
- 13 WILD CHERRY
- 14 VERSAILLES
- 16 CAFELLE
- 53 LIGHT MAPLE
- 31 CINNAMON CHERRY
- 24 IMPERIAL CHERRY
- 15 EMPIRE MAHOGANY
- 46 ROYAL MAHOGANY
- 69 BOURBON MAHOGANY
- 64 APPALACHIAN MAHOGANY
- 42 LIGHT WALNUT
- 38 HERITAGE WALNUT
- 20 TRADITIONAL WALNUT
- 57 EBONY WALNUT
- 72 BLACK (LOW SHEEN)


MODEL	DESCRIPTION	FABRIC LIST PRICE								
		COM	CUE	2	3	4	5	6	7	8
32221	CLUB CHAIR	1.290	1.410	1.550	1.635	1.725	1.810	1.900	1.985	2.160



32222	LOVESEAT	1,875	2,045	2,240	2,360	2,480	2,600	2,725	2,845	3,085
-------	----------	-------	-------	-------	-------	-------	-------	-------	-------	-------



32223	SOFA	2,480	2,610	2,820	2,955	3,085	3,215	3,345	3,475	3,735
-------	------	-------	-------	-------	-------	-------	-------	-------	-------	-------



TO ORDER, SPECIFY:

1. MODEL NUMBER
2. LEG FINISH
3. OVERALL FABRIC
4. CONTRAST FABRIC

EXAMPLE

32221/53/MAHARAM DART 017 SCRIBE/
MOMENTUM BRAVO BLACK

LEATHER LIST PRICE

COL	C1	C2	C3	C4	C5	C6
	BASIC	FUNDAMENTAL	HAMPTON	VOLO	ANDES	VELLUTO PELLE

1,490 2,570 2,760 2,895 QUOTED UPON REQUEST

2,175 3,185 3,380 3,515 QUOTED UPON REQUEST

2,880 4,115 4,370 4,540 QUOTED UPON REQUEST

DIMENSIONS
FIGURES

CONTRAST FABRIC SHADED
GREY ON LINE ART

W	26.75	OVERALL COM (YDS.)	3
D	30.5	CONTRAST COM (YDS.)	2.5
H	32	OVERALL COL (SQ. FT.)	50
SW	22	CONTRAST COL (SQ. FT.)	50
SD	19.75	WEIGHT (LBS.)	66
SH	18.5	CUBIC FEET	24
BH	15.5		
AH	7.75		

W	49.5	OVERALL COM (YDS.)	2.75
D	30.5	CONTRAST COM (YDS.)	3.5
H	32	OVERALL COL (SQ. FT.)	50
SW	44	CONTRAST COL (SQ. FT.)	70
SD	19.75	WEIGHT (LBS.)	94
SH	18.5	CUBIC FEET	37
BH	15.5		
AH	7.75		

W	71.5	OVERALL COM (YDS.)	3
D	30.5	CONTRAST COM (YDS.)	5
H	32	OVERALL COL (SQ. FT.)	60
SW	66.25	CONTRAST COL (SQ. FT.)	105
SD	19.75	WEIGHT (LBS.)	122
SH	18.5	CUBIC FEET	52
BH	15.5		
AH	7.75		

stratos lounge



PRODUCT SPECIFICATIONS

EXTREME DESIGN VERSATILITY AND MAXIMUM COMFORT IS THE CONCEPT BEHIND THIS SLEEK, UNIFIED MODULAR SEATING SOLUTION FOR INTERIORS LARGE AND SMALL. ONE, TWO, AND THREE SEAT COMPONENTS ARE AVAILABLE WITH OR WITHOUT ARMS, OR IN LEFT OR RIGHT ARM OR TABLE COMBINATIONS. THREE SIZES OF OTTOMAN TABLES COMPLETE THE COLLECTION AND OFFER WOOD, LAMINATE, OR UPHOLSTERED TOP CHOICES. ALL PIECES CAN BE USED INDIVIDUALLY OR UNIQUELY GROUPED IN A MULTITUDE OF CONFIGURATIONS. ALUMINUM LEGS ADD SUPPORT AND ACCENT THE SIMPLE UPHOLSTERY SHAPES TO FINISH THE DESIGN.

STRATOS LOUNGE'S SUPERIOR CONSTRUCTION INCLUDES SOLID HARDWOOD AND CNC CUT FURNITURE GRADE PLYWOOD FRAMES. JOINTS ARE CORNER BLOCKED, GLUED, AND FASTENED FOR DURABILITY. TEXTILES ARE HAND-TAILORED OVER 100% POLYURETHANE FOAM THAT MEETS CAL 117 STANDARDS. DOUBLE NEEDLE STITCHED SEWING TECHNIQUE WITH COLOR MATCHED THREAD ADDS EXTRA STRENGTH TO SEAMS AND STYLISH FLAIR.

DESIGNED BY JOHN STAFFORD/CHRIS CARTER.

METAL PAINT COLORS


- S** STANDARD ALUMINUM
- PC1** MILK GLOSS
- PC2** CHARCOAL GLOSS
- PC3** OATMEAL GLOSS
- PC4** SILVER
- PC5** CHROME
- PC6** RAVEN

MODEL DESCRIPTION


FABRIC LIST PRICE

COM	CUE	2	3	4	5	6	7	8
-----	-----	---	---	---	---	---	---	---


32091	CLUB CHAIR	1,435	1,585	1,755	1,860	1,965	2,070	2,180	2,285	2,495
--------------	------------	-------	-------	-------	-------	-------	-------	-------	-------	-------



32092	LOVESEAT	2,150	2,215	2,495	2,625	2,760	2,890	3,055	3,195	3,495
--------------	----------	-------	-------	-------	-------	-------	-------	-------	-------	-------



32093	SOFA	2,495	2,695	2,960	3,135	3,315	3,495	3,695	3,850	4,205
--------------	------	-------	-------	-------	-------	-------	-------	-------	-------	-------



TO ORDER, SPECIFY:

1. MODEL NUMBER
2. LEG FINISH
3. FABRIC

EXAMPLE

32191/S/MAHARAM DART 017 SCRIBE

LEATHER LIST PRICE

COL	C1	C2	C3	C4	C5	C6
	BASIC	FUNDAMENTAL	HAMPTON	VOLO	ANDES	VELLUTO PELLE

1,635 2,695 2,895 3,010 QUOTED UPON REQUEST

2,450 3,965 4,250 4,450 QUOTED UPON REQUEST

2,895 4,895 5,275 5,550 QUOTED UPON REQUEST

DIMENSIONS
FIGURES

YARDAGE REQUIREMENTS SHOWN
ARE BASED ON NON-DIRECTIONAL
54" TEXTILES. REFER TO PAGE 3
FOR HELP WITH TEXTILES WITH
REPEATS OR SEND AN EMAIL TO:
COM_HELP@EKOCONTRACT.COM

W	29.5	COM (YDS.)	5.25
D	33	COL (SQ. FT.)	100
H	34	WEIGHT (LBS.)	80
SW	22.25	CUBIC FEET	24
SD	21.25		
SH	17.5		
BH	18		
AH	12		

W	52	COM (YDS.)	7
D	33	COL (SQ. FT.)	140
H	34	WEIGHT (LBS.)	115
SW	45	CUBIC FEET	41
SD	21.25		
SH	17.5		
BH	18		
AH	12		

W	74	COM (YDS.)	9
D	33	COL (SQ. FT.)	180
H	34	WEIGHT (LBS.)	150
SW	67	CUBIC FEET	57
SD	21.25		
SH	17.5		
BH	18		
AH	12		

stratos lounge



PRODUCT SPECIFICATIONS

EXTREME DESIGN VERSATILITY AND MAXIMUM COMFORT IS THE CONCEPT BEHIND THIS SLEEK, UNIFIED MODULAR SEATING SOLUTION FOR INTERIORS LARGE AND SMALL. ONE, TWO, AND THREE SEAT COMPONENTS ARE AVAILABLE WITH OR WITHOUT ARMS, OR IN LEFT OR RIGHT ARM OR TABLE COMBINATIONS. THREE SIZES OF OTTOMAN TABLES COMPLETE THE COLLECTION AND OFFER WOOD, LAMINATE, OR UPHOLSTERED TOP CHOICES. ALL PIECES CAN BE USED INDIVIDUALLY OR UNIQUELY GROUPED IN A MULTITUDE OF CONFIGURATIONS. ALUMINUM LEGS ADD SUPPORT AND ACCENT THE SIMPLE UPHOLSTERY SHAPES TO FINISH THE DESIGN.

STRATOS LOUNGE'S SUPERIOR CONSTRUCTION INCLUDES SOLID HARDWOOD AND CNC CUT FURNITURE GRADE PLYWOOD FRAMES. JOINTS ARE CORNER BLOCKED, GLUED, AND FASTENED FOR DURABILITY. TEXTILES ARE HAND-TAILORED OVER 100% POLYURETHANE FOAM THAT MEETS CAL 117 STANDARDS. DOUBLE NEEDLE STITCHED SEWING TECHNIQUE WITH COLOR MATCHED THREAD ADDS EXTRA STRENGTH TO SEAMS AND STYLISH FLAIR.

DESIGNED BY JOHN STAFFORD/CHRIS CARTER.

METAL PAINT COLORS

- S** STANDARD ALUMINUM
- PC1** MILK GLOSS
- PC2** CHARCOAL GLOSS
- PC3** OATMEAL GLOSS
- PC4** SILVER
- PC5** CHROME
- PC6** RAVEN


MODEL	DESCRIPTION	FABRIC LIST PRICE								
		COM	CUE	2	3	4	5	6	7	8
32111	ARMLESS CLUB CHAIR	1.170	1.275	1.390	1.465	1.535	1.610	1.680	1.755	1.900



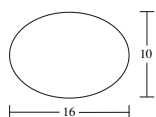
32112	ARMLESS LOVESEAT	1,635	1,790	1,940	2,040	2,140	2,250	2,350	2,450	2,650
--------------	------------------	-------	-------	-------	-------	-------	-------	-------	-------	-------



32113	ARMLESS SOFA	2,265	2,330	2,645	2,770	2,900	3,025	3,150	3,390	3,530
--------------	--------------	-------	-------	-------	-------	-------	-------	-------	-------	-------



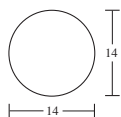
TABLET POLE OPTIONS



MAPLE VENEER OVAL TABLET POLE
150 LB. WEIGHT RATING (ADD \$435 LIST)
RIGHT HANDED POSITION **OPWR**
LEFT HANDED POSITION **OPWL**



BLACK LAMINATE OVAL TABLET POLE
150 LB. WEIGHT RATING (ADD \$380 LIST)
RIGHT HANDED POSITION **OPLR**
LEFT HANDED POSITION **OPLL**




MAPLE VENEER CIRCLE TABLET POLE
150 LB. WEIGHT RATING (ADD \$435 LIST)
RIGHT HANDED POSITION **RPWR**
LEFT HANDED POSITION **RPWL**



BLACK LAMINATE CIRCLE TABLET POLE
150 LB. WEIGHT RATING (ADD \$380 LIST)
RIGHT HANDED POSITION **RPLR**
LEFT HANDED POSITION **RPLL**

ADDITIONAL PRODUCT ORDERING OPTIONS



LC GANGING CONNECTOR (ADD \$75 LIST)
PLEASE ORDER FURNITURE FROM LEFT TO RIGHT ACCORDING TO YOUR LAYOUT AND TAG COMPONENTS A-Z WITH A BEING FIRST ITEM. ADD LC TO ITEMS THAT GANG. (ONLY ADD LC WHEN ITEMS CONNECT. DO NOT ADD TO END RUN.)

IF YOU WOULD LIKE TO REARRANGE FURNITURE, AT A LATER DATE, PLEASE ORDER ONE CONNECTOR PER CHAIR.

TO ORDER, SPECIFY:

1. MODEL NUMBER
2. LEG FINISH
3. FABRIC

EXAMPLE

32111/S/MAHARAM DART 017 SCRIBE

LEATHER LIST PRICE

COL	C1	C2	C3	C4	C5	C6
	BASIC	FUNDAMENTAL	HAMPTON	VOLO	ANDES	VELLUTO PELLE

1,270 1,950 2,070 2,150 QUOTED UPON REQUEST

1,835 2,925 3,100 3,225 QUOTED UPON REQUEST

2,565 3,995 4,270 4,460 QUOTED UPON REQUEST

DIMENSIONS

W	22.5
D	33
H	34
SW	22.25
SD	21.25
SH	17.5
BH	18

W	45
D	33
H	34
SW	45
SD	21.25
SH	17.5
BH	18

W	67
D	33
H	34
SW	67
SD	21.25
SH	17.5
BH	18

FIGURES

YARDAGE REQUIREMENTS SHOWN ARE BASED ON NON-DIRECTIONAL 54" TEXTILES. REFER TO PAGE 3 FOR HELP WITH TEXTILES WITH REPEATS OR SEND AN EMAIL TO: COM_HELP@EKOCONTRACT.COM

COM (YDS.)	3.5
COL (SQ. FT.)	60
WEIGHT (LBS.)	50
CUBIC FEET	24

COM (YDS.)	5.5
COL (SQ. FT.)	110
WEIGHT (LBS.)	85
CUBIC FEET	41

COM (YDS.)	7.25
COL (SQ. FT.)	140
WEIGHT (LBS.)	150
CUBIC FEET	57

stratos lounge



PRODUCT SPECIFICATIONS

EXTREME DESIGN VERSATILITY AND MAXIMUM COMFORT IS THE CONCEPT BEHIND THIS SLEEK, UNIFIED MODULAR SEATING SOLUTION FOR INTERIORS LARGE AND SMALL. ONE, TWO, AND THREE SEAT COMPONENTS ARE AVAILABLE WITH OR WITHOUT ARMS, OR IN LEFT OR RIGHT ARM OR TABLE COMBINATIONS. THREE SIZES OF OTTOMAN TABLES COMPLETE THE COLLECTION AND OFFER WOOD, LAMINATE, OR UPHOLSTERED TOP CHOICES. ALL PIECES CAN BE USED INDIVIDUALLY OR UNIQUELY GROUPED IN A MULTITUDE OF CONFIGURATIONS. ALUMINUM LEGS ADD SUPPORT AND ACCENT THE SIMPLE UPHOLSTERY SHAPES TO FINISH THE DESIGN.

STRATOS LOUNGE'S SUPERIOR CONSTRUCTION INCLUDES SOLID HARDWOOD AND CNC CUT FURNITURE GRADE PLYWOOD FRAMES. JOINTS ARE CORNER BLOCKED, GLUED, AND FASTENED FOR DURABILITY. TEXTILES ARE HAND-TAILORED OVER 100% POLYURETHANE FOAM THAT MEETS CAL 117 STANDARDS. DOUBLE NEEDLE STITCHED SEWING TECHNIQUE WITH COLOR MATCHED THREAD ADDS EXTRA STRENGTH TO SEAMS AND STYLISH FLAIR.

DESIGNED BY JOHN STAFFORD/CHRIS CARTER.

METAL PAINT COLORS

- S** STANDARD ALUMINUM
- PC1** MILK GLOSS
- PC2** CHARCOAL GLOSS
- PC3** OATMEAL GLOSS
- PC4** SILVER
- PC5** CHROME
- PC6** RAVEN


MODEL DESCRIPTION

FABRIC LIST PRICE


		COM	CUE	2	3	4	5	6	7	8
32121R	RIGHT ARM CLUB CHAIR	1,335	1,405	1,525	1,605	1,680	1,755	1,830	1,905	2,055



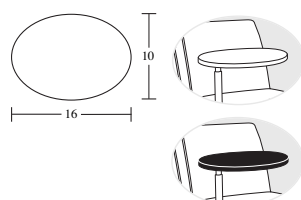
32122R	RIGHT ARM LOVESEAT	1,880	1,980	2,195	2,300	2,405	2,515	2,620	2,725	2,965
---------------	--------------------	-------	-------	-------	-------	-------	-------	-------	-------	-------



32123R	RIGHT ARM SOFA	2,450	2,555	2,870	3,010	3,150	3,290	3,430	3,575	3,875
---------------	----------------	-------	-------	-------	-------	-------	-------	-------	-------	-------



TABLET POLE OPTIONS (AVAILABLE ON ARMLESS SIDE ONLY)



MAPLE VENEER OVAL TABLET POLE
150 LB. WEIGHT RATING (ADD \$435 LIST)
RIGHT HANDED POSITION **OPWR**
LEFT HANDED POSITION **OPWL**


BLACK LAMINATE OVAL TABLET POLE
150 LB. WEIGHT RATING (ADD \$380 LIST)
RIGHT HANDED POSITION **OPLR**
LEFT HANDED POSITION **OPLL**



MAPLE VENEER CIRCLE TABLET POLE
150 LB. WEIGHT RATING (ADD \$435 LIST)
RIGHT HANDED POSITION **RPWR**
LEFT HANDED POSITION **RPWL**

BLACK LAMINATE CIRCLE TABLET POLE
150 LB. WEIGHT RATING (ADD \$380 LIST)
RIGHT HANDED POSITION **RPLR**
LEFT HANDED POSITION **RPLL**

ADDITIONAL PRODUCT ORDERING OPTIONS



LC GANGING CONNECTOR (ADD \$75 LIST)
PLEASE ORDER FURNITURE FROM LEFT TO RIGHT ACCORDING TO YOUR LAYOUT AND TAG COMPONENTS A-Z WITH A BEING FIRST ITEM. ADD LC TO ITEMS THAT GANG. (ONLY ADD LC WHEN ITEMS CONNECT. DO NOT ADD TO END RUN.)

IF YOU WOULD LIKE TO REARRANGE FURNITURE, AT A LATER DATE, PLEASE ORDER ONE CONNECTOR PER CHAIR.

TO ORDER, SPECIFY:

1. MODEL NUMBER
2. LEG FINISH
3. FABRIC

EXAMPLE

32121R/S/MAHARAM DART 017 SCRIBE

LEATHER LIST PRICE

COL	C1	C2	C3	C4	C5	C6
	BASIC	FUNDAMENTAL	HAMPTON	VOLO	ANDES	VELLUTO PELLE

1,485 2,560 2,750 2,895 QUOTED UPON REQUEST

2,130 3,060 3,250 3,375 QUOTED UPON REQUEST

2,800 4,195 4,475 4,660 QUOTED UPON REQUEST

DIMENSIONS

W	26
D	33
H	34
SW	22.25
SD	21.25
SH	17.5
BH	18
AH	12

W	48.5
D	33
H	34
SW	45
SD	21.25
SH	17.5
BH	18
AH	12

W	70.5
D	33
H	34
SW	67
SD	21.25
SH	17.5
BH	18
AH	12

FIGURES

YARDAGE REQUIREMENTS SHOWN ARE BASED ON NON-DIRECTIONAL 54" TEXTILES. REFER TO PAGE 3 FOR HELP WITH TEXTILES WITH REPEATS OR SEND AN EMAIL TO: COM_HELP@EKOCONTRACT.COM

COM (YDS.)	4.5
COL (SQ. FT.)	80
WEIGHT (LBS.)	65
CUBIC FEET	24

COM (YDS.)	6.25
COL (SQ. FT.)	120
WEIGHT (LBS.)	100
CUBIC FEET	41

COM (YDS.)	8.25
COL (SQ. FT.)	160
WEIGHT (LBS.)	135
CUBIC FEET	57

stratos lounge



PRODUCT SPECIFICATIONS

EXTREME DESIGN VERSATILITY AND MAXIMUM COMFORT IS THE CONCEPT BEHIND THIS SLEEK, UNIFIED MODULAR SEATING SOLUTION FOR INTERIORS LARGE AND SMALL. ONE, TWO, AND THREE SEAT COMPONENTS ARE AVAILABLE WITH OR WITHOUT ARMS, OR IN LEFT OR RIGHT ARM OR TABLE COMBINATIONS. THREE SIZES OF OTTOMAN TABLES COMPLETE THE COLLECTION AND OFFER WOOD, LAMINATE, OR UPHOLSTERED TOP CHOICES. ALL PIECES CAN BE USED INDIVIDUALLY OR UNIQUELY GROUPED IN A MULTITUDE OF CONFIGURATIONS. ALUMINUM LEGS ADD SUPPORT AND ACCENT THE SIMPLE UPHOLSTERY SHAPES TO FINISH THE DESIGN.

STRATOS LOUNGE'S SUPERIOR CONSTRUCTION INCLUDES SOLID HARDWOOD AND CNC CUT FURNITURE GRADE PLYWOOD FRAMES. JOINTS ARE CORNER BLOCKED, GLUED, AND FASTENED FOR DURABILITY. TEXTILES ARE HAND-TAILORED OVER 100% POLYURETHANE FOAM THAT MEETS CAL 117 STANDARDS. DOUBLE NEEDLE STITCHED SEWING TECHNIQUE WITH COLOR MATCHED THREAD ADDS EXTRA STRENGTH TO SEAMS AND STYLISH FLAIR.

DESIGNED BY JOHN STAFFORD/CHRIS CARTER.

METAL PAINT COLORS

- S** STANDARD ALUMINUM
- PC1** MILK GLOSS
- PC2** CHARCOAL GLOSS
- PC3** OATMEAL GLOSS
- PC4** SILVER
- PC5** CHROME
- PC6** RAVEN


MODEL	DESCRIPTION	FABRIC LIST PRICE								
		COM	CUE	2	3	4	5	6	7	8
32121L	LEFT ARM CLUB CHAIR	1.335	1.405	1.525	1.605	1.680	1.755	1.830	1.905	2.055



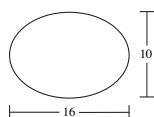
32122L	LEFT ARM LOVESEAT	1,880	1,980	2,195	2,300	2,405	2,515	2,620	2,725	2,965
---------------	-------------------	-------	-------	-------	-------	-------	-------	-------	-------	-------



32123L	LEFT ARM SOFA	2,450	2,555	2,870	3,010	3,150	3,290	3,430	3,575	3,875
---------------	---------------	-------	-------	-------	-------	-------	-------	-------	-------	-------



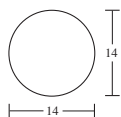
TABLET POLE OPTIONS (AVAILABLE ON ARMLESS SIDE ONLY)



MAPLE VENEER OVAL TABLET POLE
150 LB. WEIGHT RATING (ADD \$435 LIST)
RIGHT HANDED POSITION **OPWR**
LEFT HANDED POSITION **OPWL**




BLACK LAMINATE OVAL TABLET POLE
150 LB. WEIGHT RATING (ADD \$380 LIST)
RIGHT HANDED POSITION **OPLR**
LEFT HANDED POSITION **OPLL**



MAPLE VENEER CIRCLE TABLET POLE
150 LB. WEIGHT RATING (ADD \$435 LIST)
RIGHT HANDED POSITION **RPWR**
LEFT HANDED POSITION **RPWL**

BLACK LAMINATE CIRCLE TABLET POLE
150 LB. WEIGHT RATING (ADD \$380 LIST)
RIGHT HANDED POSITION **RPLR**
LEFT HANDED POSITION **RPLL**

ADDITIONAL PRODUCT ORDERING OPTIONS



LC GANGING CONNECTOR (ADD \$75 LIST)
PLEASE ORDER FURNITURE FROM LEFT TO RIGHT ACCORDING TO YOUR LAYOUT AND TAG COMPONENTS A-Z WITH A BEING FIRST ITEM. ADD LC TO ITEMS THAT GANG. (ONLY ADD LC WHEN ITEMS CONNECT. DO NOT ADD TO END RUN.)

IF YOU WOULD LIKE TO REARRANGE FURNITURE, AT A LATER DATE, PLEASE ORDER ONE CONNECTOR PER CHAIR.

TO ORDER, SPECIFY:

1. MODEL NUMBER
2. LEG FINISH
3. FABRIC

EXAMPLE

32121L/S/MAHARAM DART 017 SCRIBE

LEATHER LIST PRICE

COL	C1	C2	C3	C4	C5	C6
	BASIC	FUNDAMENTAL	HAMPTON	VOLO	ANDES	VELLUTO PELLE

1,485 2,560 2,750 2,895 QUOTED UPON REQUEST

2,130 3,060 3,250 3,375 QUOTED UPON REQUEST

2,800 4,195 4,475 4,660 QUOTED UPON REQUEST

DIMENSIONS

FIGURES

YARDAGE REQUIREMENTS SHOWN ARE BASED ON NON-DIRECTIONAL 54" TEXTILES. REFER TO PAGE 3 FOR HELP WITH TEXTILES WITH REPEATS OR SEND AN EMAIL TO: COM_HELP@EKOCONTRACT.COM

W	26	COM (YDS.)	4.5
D	33	COL (SQ. FT.)	80
H	34	WEIGHT (LBS.)	65
SW	22.25	CUBIC FEET	24
SD	21.25		
SH	17.5		
BH	18		
AH	12		

W	48.5	COM (YDS.)	6.25
D	33	COL (SQ. FT.)	120
H	34	WEIGHT (LBS.)	100
SW	45	CUBIC FEET	41
SD	21.25		
SH	17.5		
BH	18		
AH	12		

W	70.5	COM (YDS.)	8.25
D	33	COL (SQ. FT.)	160
H	34	WEIGHT (LBS.)	135
SW	67	CUBIC FEET	57
SD	21.25		
SH	17.5		
BH	18		
AH	12		

stratos lounge



PRODUCT SPECIFICATIONS

EXTREME DESIGN VERSATILITY AND MAXIMUM COMFORT IS THE CONCEPT BEHIND THIS SLEEK, UNIFIED MODULAR SEATING SOLUTION FOR INTERIORS LARGE AND SMALL. ONE, TWO, AND THREE SEAT COMPONENTS ARE AVAILABLE WITH OR WITHOUT ARMS, OR IN LEFT OR RIGHT ARM OR TABLE COMBINATIONS. THREE SIZES OF OTTOMAN TABLES COMPLETE THE COLLECTION AND OFFER WOOD, LAMINATE, OR UPHOLSTERED TOP CHOICES. ALL PIECES CAN BE USED INDIVIDUALLY OR UNIQUELY GROUPED IN A MULTITUDE OF CONFIGURATIONS. ALUMINUM LEGS ADD SUPPORT AND ACCENT THE SIMPLE UPHOLSTERY SHAPES TO FINISH THE DESIGN.

STRATOS LOUNGE'S SUPERIOR CONSTRUCTION INCLUDES SOLID HARDWOOD AND CNC CUT FURNITURE GRADE PLYWOOD FRAMES. JOINTS ARE CORNER BLOCKED, GLUED, AND FASTENED FOR DURABILITY. TEXTILES ARE HAND-TAILORED OVER 100% POLYURETHANE FOAM THAT MEETS CAL 117 STANDARDS. DOUBLE NEEDLE STITCHED SEWING TECHNIQUE WITH COLOR MATCHED THREAD ADDS EXTRA STRENGTH TO SEAMS AND STYLISH FLAIR.

DESIGNED BY JOHN STAFFORD/CHRIS CARTER.

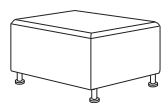
FINISHES

- 10** NATURAL
- 11** MONTICELLO
- 12** HUNTINGTON
- 13** WILD CHERRY
- 14** VERSAILLES
- 16** CAFELLE
- 53** LIGHT MAPLE
- 31** CINNAMON CHERRY
- 24** IMPERIAL CHERRY
- 15** EMPIRE MAHOGANY
- 46** ROYAL MAHOGANY
- 69** BOURBON MAHOGANY
- 64** APPALACHIAN MAHOGANY
- 42** LIGHT WALNUT
- 38** HERITAGE WALNUT
- 20** TRADITIONAL WALNUT
- 57** EBONY WALNUT
- 72** BLACK (LOW SHEEN)

MODEL	DESCRIPTION	FABRIC LIST PRICE								
		COM	CUE	2	3	4	5	6	7	8
32190	ARMLESS CORNER UNIT	1.485	1.610	1.760	1.850	1.940	2.030	2.120	2.215	2.395



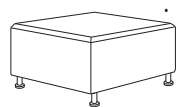
2131WT	WOOD TOP OTTOMAN TABLE	920	970	1,020	1,055	1,090	1,125	1,155	1,190	1,260
2131LT	LAMINATE TOP OTTOMAN TABLE	860	910	960	995	1,025	1,060	1,095	1,130	1,195



• RECTANGULAR

SEE SURFACE MATERIALS PAGE FOR STANDARD LAMINATE OPTIONS.

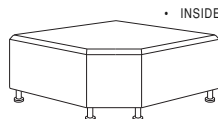
3131WT	WOOD TOP OTTOMAN TABLE	1,055	1,115	1,190	1,235	1,280	1,325	1,370	1,415	1,505
3131LT	LAMINATE TOP OTTOMAN TABLE	1,015	1,075	1,150	1,195	1,240	1,285	1,330	1,375	1,465



• SQUARE

SEE SURFACE MATERIALS PAGE FOR STANDARD LAMINATE OPTIONS.

4141WT	WOOD TOP OTTOMAN TABLE	1,300	1,360	1,405	1,465	1,530	1,580	1,630	1,680	1,780
4141LT	LAMINATE TOP OTTOMAN TABLE	1,260	1,320	1,375	1,435	1,500	1,550	1,600	1,650	1,750




• INSIDE/OUTSIDE CORNER

SEE SURFACE MATERIALS PAGE FOR STANDARD LAMINATE OPTIONS.

METAL PAINT COLORS

- S** STANDARD ALUMINUM
PC1 MILK GLOSS
PC2 CHARCOAL GLOSS
PC3 OATMEAL GLOSS
PC4 SILVER
PC5 CHROME
PC6 RAVEN

ADDITIONAL PRODUCT ORDERING OPTIONS



LC GANGING CONNECTOR (ADD \$75 LIST)

PLEASE ORDER FURNITURE FROM LEFT TO RIGHT ACCORDING TO YOUR LAYOUT AND TAG COMPONENTS A-Z WITH A BEING FIRST ITEM. ADD LC TO ITEMS THAT GANG. (ONLY ADD LC WHEN ITEMS CONNECT. DO NOT ADD TO END RUN.)

IF YOU WOULD LIKE TO REARRANGE FURNITURE, AT A LATER DATE, PLEASE ORDER ONE CONNECTOR PER CHAIR.



POWER MINI PORT®

AVAILABLE IN SILVER MICA OR MATTE BLACK.
 MOUNTS ON FRONT SIDE OF OTTOMAN.
PPS SILVER OR PPS BLACK POWER
 (ADD \$230 LIST)

TO ORDER, SPECIFY:

1. MODEL NUMBER
2. LEG FINISH
3. VENEER OR LAMINATE TOP FINISH
4. FABRIC

EXAMPLE

3131WT/S/53/MAHARAM DART 017 SCRIBE

LEATHER LIST PRICE

COL	C1	C2	C3	C4	C5	C6
	BASIC	FUNDAMENTAL	HAMPTON	VOLO	ANDES	VELLUTO PELLE

1,635 2,745 2,935 3,060 QUOTED UPON REQUEST

1,020 1,290 1,345 1,380 QUOTED UPON REQUEST

960 1,225 1,275 1,315 QUOTED UPON REQUEST

1,190 1,765 1,860 1,930 QUOTED UPON REQUEST

1,150 1,715 1,820 1,890 QUOTED UPON REQUEST

1,405 1,965 2,080 2,230 QUOTED UPON REQUEST

1,375 1,935 2,050 2,200 QUOTED UPON REQUEST

DIMENSIONS

W	33
D	33
H	34
SW	20.5
SD	20.5
SH	17.5
BH	18

W	22
D	31
H	17

W	31
D	31
H	17

W	41
D	41
H	17

FIGURES

YARDAGE REQUIREMENTS SHOWN ARE BASED ON NON-DIRECTIONAL 54" TEXTILES. REFER TO PAGE 3 FOR HELP WITH TEXTILES WITH REPEATS OR SEND AN EMAIL TO: COM_HELP@EKOCONTRACT.COM

COM (YDS.)	4.5
COL (SQ. FT.)	80
WEIGHT (LBS.)	65
CUBIC FEET	24

COM (YDS.)	2
COL (SQ. FT.)	30
WEIGHT (LBS.)	30
CUBIC FEET	9

COM (YDS.)	2.25
COL (SQ. FT.)	40
WEIGHT (LBS.)	46
CUBIC FEET	20

COM (YDS.)	2.5
COL (SQ. FT.)	50
WEIGHT (LBS.)	61
CUBIC FEET	12

stratos tablet



PRODUCT SPECIFICATIONS

EXTREME DESIGN VERSATILITY AND MAXIMUM COMFORT IS THE CONCEPT BEHIND THIS SLEEK, UNIFIED MODULAR SEATING SOLUTION FOR INTERIORS LARGE AND SMALL. ONE, TWO, AND THREE SEAT COMPONENTS ARE AVAILABLE WITH OR WITHOUT ARMS, OR IN LEFT OR RIGHT ARM OR TABLE COMBINATIONS. THREE SIZES OF OTTOMAN TABLES COMPLETE THE COLLECTION AND OFFER WOOD, LAMINATE, OR UPHOLSTERED TOP CHOICES. ALL PIECES CAN BE USED INDIVIDUALLY OR UNIQUELY GROUPED IN A MULTITUDE OF CONFIGURATIONS. ALUMINUM LEGS ADD SUPPORT AND ACCENT THE SIMPLE UPHOLSTERY SHAPES TO FINISH THE DESIGN.

STRATOS LOUNGE'S SUPERIOR CONSTRUCTION INCLUDES SOLID HARDWOOD AND CNC CUT FURNITURE GRADE PLYWOOD FRAMES. JOINTS ARE CORNER BLOCKED, GLUED, AND FASTENED FOR DURABILITY. TEXTILES ARE HAND-TAILORED OVER 100% POLYURETHANE FOAM THAT MEETS CAL 117 STANDARDS. DOUBLE NEEDLE STITCHED SEWING TECHNIQUE WITH COLOR MATCHED THREAD ADDS EXTRA STRENGTH TO SEAMS AND STYLISH FLAIR.

DESIGNED BY JOHN STAFFORD/CHRIS CARTER.

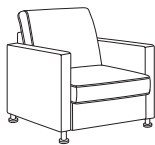
FINISHES

- 10 NATURAL
- 11 MONTICELLO
- 12 HUNTINGTON
- 13 WILD CHERRY
- 14 VERSAILLES
- 16 CAFELLE
- 53 LIGHT MAPLE
- 31 CINNAMON CHERRY
- 24 IMPERIAL CHERRY
- 15 EMPIRE MAHOGANY
- 46 ROYAL MAHOGANY
- 69 BOURBON MAHOGANY
- 64 APPALACHIAN MAHOGANY
- 42 LIGHT WALNUT
- 38 HERITAGE WALNUT
- 20 TRADITIONAL WALNUT
- 57 EBONY WALNUT
- 72 BLACK (LOW SHEEN)

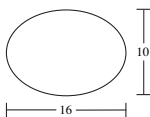
METAL PAINT COLORS

- S STANDARD ALUMINUM
- PC1 MILK GLOSS
- PC2 CHARCOAL GLOSS
- PC3 OATMEAL GLOSS
- PC4 SILVER
- PC5 CHROME
- PC6 RAVEN

MODEL	DESCRIPTION	FABRIC	LIST PRICE	COM	CUE	2	3	4	5	6	7	8
32096	CLUB CHAIR			1,435	1,585	1,755	1,860	1,965	2,070	2,180	2,285	2,495



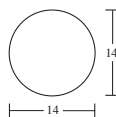
TABLET OPTIONS



MAPLE VENEER OVAL TABLET
RIGHT HANDED POSITION **DWR** (ADD \$360 LIST)
LEFT HANDED POSITION **DWL** (ADD \$360 LIST)



BLACK LAMINATE OVAL TABLET
RIGHT HANDED POSITION **DLR** (ADD \$305 LIST)
LEFT HANDED POSITION **DLL** (ADD \$305 LIST)



MAPLE VENEER CIRCLE TABLET
RIGHT HANDED POSITION **RWR** (ADD \$360 LIST)
LEFT HANDED POSITION **RWL** (ADD \$360 LIST)



BLACK LAMINATE CIRCLE TABLET
RIGHT HANDED POSITION **RLR** (ADD \$305 LIST)
LEFT HANDED POSITION **RLL** (ADD \$305 LIST)

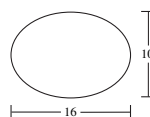
32111	ARMLESS CLUB CHAIR	1,170	1,275	1,390	1,465	1,535	1,610	1,680	1,755	1,900
-------	--------------------	-------	-------	-------	-------	-------	-------	-------	-------	-------



STANDARD WITH METAL LEGS AND NO TABLET. SHOWN RIGHT WITH OPTIONAL TABLET ARM. SEE TOP OF PAGE FOR ADDITIONAL ORDERING OPTIONS.



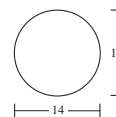
TABLET POLE OPTIONS



MAPLE VENEER OVAL TABLET POLE
150 LB. WEIGHT RATING (ADD \$435 LIST)
RIGHT HANDED POSITION **DPWR**
LEFT HANDED POSITION **DPWL**



BLACK LAMINATE OVAL TABLET POLE
150 LB. WEIGHT RATING (ADD \$380 LIST)
RIGHT HANDED POSITION **DPLR**
LEFT HANDED POSITION **DPLL**



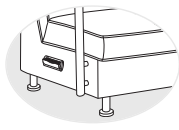
MAPLE VENEER CIRCLE TABLET POLE
150 LB. WEIGHT RATING (ADD \$435 LIST)
RIGHT HANDED POSITION **RPWR**
LEFT HANDED POSITION **RPWL**

BLACK LAMINATE CIRCLE TABLET POLE
150 LB. WEIGHT RATING (ADD \$380 LIST)
RIGHT HANDED POSITION **RPLR**
LEFT HANDED POSITION **RPLL**

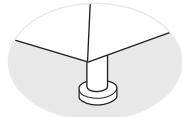
ADDITIONAL PRODUCT ORDERING OPTIONS



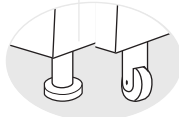
**HEAVY DUTY
TABLET**
FEATURES 150 LB. HIGHER
EDUCATION WEIGHT RATING
AS STANDARD (NO UPCHARGE)



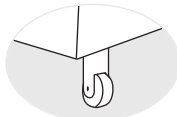
POWER MINI PORT®
AVAILABLE IN SILVER MICA OR MATTE BLACK.
MOUNTS ON SAME SIDE AS TABLET.
PPS SILVER OR PPB BLACK POWER (ADD \$230 LIST)



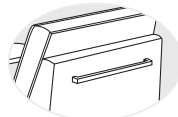
METAL LEGS
(STANDARD)



**SFC
CASTERS ON FRONT/
METAL LEGS ON BACK
AND HANDLE**
(ADD \$155 LIST)



**SAC
ALL CASTERS
AND HANDLE**
(ADD \$205 LIST)



**BACK HANDLE
STANDARD WITH
SFC AND SAC
LEG OPTIONS**

LEATHER LIST PRICE

COL	C1	C2	C3	C4	C5	C6
	BASIC	FUNDAMENTAL	HAMPTON	VOLO	ANDES	VELLUTO PELLE
1,635	2,695	2,895	3,010	QUOTED UPON REQUEST		



WHITE CUP HOLDER
RIGHT HANDED POSITION **CRW** (ADD \$160 LIST)
LEFT HANDED POSITION **CLW** (ADD \$160 LIST)



BLACK CUP HOLDER
RIGHT HANDED POSITION **CRB** (ADD \$160 LIST)
LEFT HANDED POSITION **CLB** (ADD \$160 LIST)



TABLET CUP HOLDER
ATTACHES UNDER TABLET **TCH** (ADD \$65 LIST)

1,270	1,950	2,070	2,150	QUOTED UPON REQUEST	
-------	-------	-------	-------	---------------------	--

TO ORDER, SPECIFY:

1. MODEL NUMBER
2. LEG FINISH
3. TABLET OPTION
4. POWER OPTION
5. LEG/CASTER OPTION
6. FABRIC

EXAMPLE

32096/S/OPWR/PPS/SFC/MAHARAM
DART 017 SCRIBE

DIMENSIONS

W	29.5
D	33
H	34
SW	22.25
SD	21.25
SH	17.5
BH	18
AH	9

FIGURES

YARDAGE REQUIREMENTS SHOWN
ARE BASED ON NON-DIRECTIONAL
54" TEXTILES. REFER TO PAGE 3
FOR HELP WITH TEXTILES WITH
REPEATS OR SEND AN EMAIL TO:
COM_HELP@EKOCONTRACT.COM

COM (YDS.)	5.25
COL (SQ. FT.)	100
WEIGHT (LBS.)	80
CUBIC FEET	24

W	22.5	COM (YDS.)	3.5
D	33	COL (SQ. FT.)	60
H	34	WEIGHT (LBS.)	50
SW	22.25	CUBIC FEET	24
SD	21.25		
SH	17.5		
BH	18		

sutton tablet

PRODUCT SPECIFICATIONS

SUTTON COLLABORATIVE OFFERS MODERN APPEAL WITH CLEAN LINES, PERFECT PROPORTIONS, AND UNMATCHED COMFORT. THIS SLEEK COLLECTION FEATURES CURVED ARMS AND BACK TO ACCEPT LARGER USERS WHILE STILL MAINTAINING A SMALL FOOTPRINT. SWIVEL CLUB CHAIRS FEATURE 360° ROTATION ON GLIDES ALLOWING USERS TO COLLABORATE WITH COLLEAGUES FROM ANY ANGLE. ADD CASTERS FOR EASY MOBILITY IN LEARNING ALCOVES OR CORPORATE BREAK-OUT SESSIONS. SUTTON'S OPTIONS INCLUDE A STATIONARY WOOD FEET CLUB CHAIR, CUP HOLDERS, AND PATENTED FLIP-DOWN FIXED TABLET ARM THAT FOLDS AWAY WHEN NOT IN USE AND ALLOWS EASY CHAIR EXIT. SUTTON'S OUTSTANDING VERSATILITY MAKES IT A MUST FOR CORPORATE, LOUNGE, RECEPTION, AND EDUCATIONAL ENVIRONMENTS.

SUTTON LOUNGE'S SUPERIOR CONSTRUCTION INCLUDES SOLID HARDWOOD AND CNC CUT FURNITURE GRADE PLYWOOD FRAMES. JOINTS ARE CORNER BLOCKED, GLUED, AND FASTENED FOR DURABILITY. TEXTILES ARE HAND-TAILORED OVER 100% POLYURETHANE FOAM THAT MEETS CALL 117 STANDARDS. DOUBLE NEEDLE STITCHED SEWING TECHNIQUE WITH COLOR MATCHED THREAD ADDS EXTRA STRENGTH TO SEAMS AND STYLISH FLAIR.

DESIGNED BY JOHN STAFFORD/CHRIS CARTER.

FINISHES

- 10 NATURAL
- 11 MONTICELLO
- 12 HUNTINGTON
- 13 WILD CHERRY
- 14 VERSAILLES
- 16 CAFELLE
- 53 LIGHT MAPLE
- 31 CINNAMON CHERRY
- 24 IMPERIAL CHERRY
- 15 EMPIRE MAHOGANY
- 46 ROYAL MAHOGANY
- 69 BOURBON MAHOGANY
- 64 APPALACHIAN MAHOGANY
- 42 LIGHT WALNUT
- 38 HERITAGE WALNUT
- 20 TRADITIONAL WALNUT
- 57 EBONY WALNUT
- 72 BLACK (LOW SHEEN)

MODEL

DESCRIPTION

FABRIC LIST PRICE

COM CUE 2 3 4 5 6 7 8

32030

SWIVEL CLUB CHAIR

1,520

1,615

1,780

1,865

1,955

2,040

2,130

2,215

2,390



STANDARD WITH PEDS. PRODUCT ROTATES ON SWIVEL PLATFORM. SEE BELOW FOR ORDERING OPTIONS.

32031

CLUB CHAIR

1,415

1,510

1,675

1,760

1,850

1,935

2,025

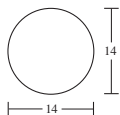
2,110

2,285



STANDARD WITH FRONT WOOD FEET. SEE BELOW FOR TABLET ORDERING OPTIONS.

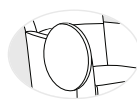
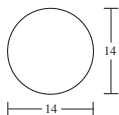
TABLET OPTIONS



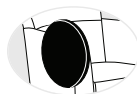
MAPLE VENEER CIRCLE TABLET
25 LB. WEIGHT RATING
RIGHT HANDED POSITION **RWR** (ADD \$360 LIST)
LEFT HANDED POSITION **RWL** (ADD \$360 LIST)
NON HANDED (BOTH) **RWB** (ADD \$500 LIST)



BLACK LAMINATE CIRCLE TABLET
25 LB. WEIGHT RATING
RIGHT HANDED POSITION **RLR** (ADD \$305 LIST)
LEFT HANDED POSITION **RLL** (ADD \$305 LIST)
NON HANDED (BOTH) **RLB** (ADD \$445 LIST)



MAPLE VENEER NON-REMOVABLE FLIP DOWN CIRCLE TABLET
25 LB. WEIGHT RATING
RIGHT HANDED POSITION **FRWR** (ADD \$695 LIST)
LEFT HANDED POSITION **FRWL** (ADD \$695 LIST)



BLACK LAMINATE NON-REMOVABLE FLIP DOWN CIRCLE TABLET
25 LB. WEIGHT RATING
RIGHT HANDED POSITION **FRLR** (ADD \$640 LIST)
LEFT HANDED POSITION **FRL** (ADD \$640 LIST)

ADDITIONAL PRODUCT ORDERING OPTIONS

BC CASTERS

RECOMMENDED FOR CARPET SURFACES.
50MM HARD CASTERS. CHAIR MOVES FREELY
WHILE OCCUPIED OR UNOCCUPIED.

(ADD \$50 LIST)

ONLY AVAILABLE ON 32030

TO ORDER, SPECIFY:

1. MODEL NUMBER
2. LEG FINISH
3. TABLET OPTION
4. CUP HOLDER OPTION
5. FABRIC

EXAMPLE

32030/53/RWR/CRW/MAHARAM DART
017 SCRIBE

LEATHER LIST PRICE

COL	C1	C2	C3	C4	C5	C6
	BASIC	FUNDAMENTAL	HAMPTON	VOLO	ANDES	VELLUTO PELLE

1,720 2,965 3,180 3,325 QUOTED UPON REQUEST

1,615 2,860 3,075 3,220 QUOTED UPON REQUEST

DIMENSIONS

W	30.25
D	32
H	35.5
SW	20.5
SD	19.25
SH	19
BH	21
AH	8.5

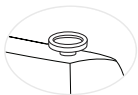
FIGURES

YARDAGE REQUIREMENTS SHOWN
ARE BASED ON NON-DIRECTIONAL
54" TEXTILES. REFER TO PAGE 3
FOR HELP WITH TEXTILES WITH
REPEATS OR SEND AN EMAIL TO:
COM_HELP@EKOCONTRACT.COM

COM (YDS.)	4
COL (SQ. FT.)	72
WEIGHT (LBS.)	80
CUBIC FEET	25

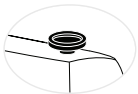
W	30.25	COM (YDS.)	4
D	32	COL (SQ. FT.)	72
H	35.5	WEIGHT (LBS.)	65
SW	20.5	CUBIC FEET	25
SD	19.25		
SH	19.5		
BH	21		
AH	8.5		

CUP HOLDER OPTIONS



WHITE CUP HOLDER

RIGHT HANDED POSITION **CRW** (ADD \$160 LIST)
LEFT HANDED POSITION **CLW** (ADD \$160 LIST)



BLACK CUP HOLDER

RIGHT HANDED POSITION **CRB** (ADD \$160 LIST)
LEFT HANDED POSITION **CLB** (ADD \$160 LIST)



TABLET CUP HOLDER

ATTACHES UNDER TABLET **TCH** (ADD \$65 LIST)

fuse lounge tables



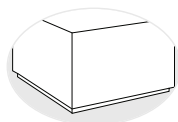
TO ORDER, SPECIFY:

1. MODEL NUMBER
2. FINISH
3. BASE UPCHARGE OPTION

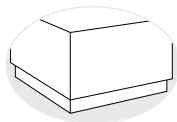
PRODUCT SPECIFICATIONS

VENEER AND LAMINATE GEOMETRIC FORMS COMBINE WITH A MULTITUDE OF SIZE OPTIONS TO FORM A SIMPLISTIC TABLES COLLECTION FUSED WITH FUNCTIONALITY. FOR ADDED DIMENSION SPECIFY 1/2" RECESSED PLINTH BASES SHOWN BELOW. STANDARD WITH BOTTOM GLIDES.

BASE UPCHARGE OPTIONS



3/4" PLINTH BASE
P3/4B BLACK LAMINATE
P3/4C CHROME LAMINATE
(PRICING BELOW)



3" PLINTH BASE
P3B BLACK LAMINATE
P3C CHROME LAMINATE
(PRICING BELOW)

VENEER FINISHES

10	NATURAL
11	MONTICELLO
12	HUNTINGTON
13	WILD CHERRY
14	VERSAILLES
16	CAFELLE
53	LIGHT MAPLE
31	CINNAMON CHERRY
24	IMPERIAL CHERRY
15	EMPIRE MAHOGANY
46	ROYAL MAHOGANY
69	BOURBON MAHOGANY
64	APPALACHIAN MAHOGANY
42	LIGHT WALNUT
38	HERITAGE WALNUT
20	TRADITIONAL WALNUT
57	EBONY WALNUT
72	BLACK (LOW SHEEN)

LAMINATE FINISHES

LW1	FUSION MAPLE
LW2	MONTICELLO MAPLE
LW3	HUNTINGTON MAPLE
LW4	WILD CHERRY
LW5	VERSAILLES ANIGRE
LW6	EMPIRE MAHOGANY
LW7	MONTANA WALNUT
LW8	CAFELLE
LEW1	MILLENNIUM OAK
LEW2	SMOKY BROWN PEAR
LEW3	OILED WALNUT
LEW4	ZEBRANO
LEW5	CHESTNUT WOODLINE
LEW6	DUNEWOOD
LP1	WHITE NEBULA
LP2	GREY NEBULA
LP3	GRAPHITE NEBULA
LP4	PEWTER MESH
LP5	GREY MESH
LP6	GILDED MESH
LP7	SHEER MESH
LP8	STEEL MESH
LS1	DOVER WHITE
LS2	PEARL
LS3	FOLKSTONE
LS4	PLATINUM
LS5	EARTH
LS6	CITADEL
LS7	GRAPHITE
LS8	BLACK

MODEL	DESCRIPTION	LIST PRICE	BASE UPCHARGE		DIMENSIONS	FIGURES
			3/4" PLINTH P3/4B (BLACK) P3/4C (CHROME)	3" PLINTH P3B (BLACK) P3C (CHROME)		
18" DIA. VENEER						
CY-V1815	VENEER CYLINDER TABLE	1,000	130	180	DIA. 18 H 15	WEIGHT (LBS.) 35 CUBIC FEET 13
CY-V1820	VENEER CYLINDER TABLE	1,070	130	180	DIA. 18 H 20	
CY-V1824	VENEER CYLINDER TABLE	1,140	130	180	DIA. 18 H 24	
18" DIA. LAMINATE						
CY-L1815	LAMINATE CYLINDER TABLE	825	130	180	DIA. 18 H 15	WEIGHT (LBS.) 35 CUBIC FEET 13
CY-L1820	LAMINATE CYLINDER TABLE	845	130	180	DIA. 18 H 20	
CY-L1824	LAMINATE CYLINDER TABLE	875	130	180	DIA. 18 H 24	
24" DIA. VENEER						
CY-V2415	VENEER CYLINDER TABLE	1,270	135	230	DIA. 24 H 15	WEIGHT (LBS.) 45 CUBIC FEET 15
CY-V2420	VENEER CYLINDER TABLE	1,340	135	230	DIA. 24 H 20	
CY-V2424	VENEER CYLINDER TABLE	1,425	135	230	DIA. 24 H 24	
24" DIA. LAMINATE						
CY-L2415	LAMINATE CYLINDER TABLE	995	135	230	DIA. 24 H 15	WEIGHT (LBS.) 45 CUBIC FEET 15
CY-L2420	LAMINATE CYLINDER TABLE	1,035	135	230	DIA. 24 H 20	
CY-L2424	LAMINATE CYLINDER TABLE	1,095	135	230	DIA. 24 H 24	
36" DIA. VENEER						
CY-V3615	VENEER CYLINDER TABLE	1,890	175	320	DIA. 36 H 15	WEIGHT (LBS.) 70 CUBIC FEET 14
CY-V3620	VENEER CYLINDER TABLE	2,070	175	320	DIA. 36 H 20	
CY-V3624	VENEER CYLINDER TABLE	2,200	175	320	DIA. 36 H 24	
36" DIA. LAMINATE						
CY-L3615	LAMINATE CYLINDER TABLE	1,380	175	320	DIA. 36 H 15	WEIGHT (LBS.) 70 CUBIC FEET 14
CY-L3620	LAMINATE CYLINDER TABLE	1,480	175	320	DIA. 36 H 20	
CY-L3624	LAMINATE CYLINDER TABLE	1,550	175	320	DIA. 36 H 24	

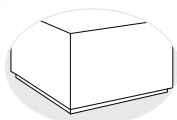
fuse lounge tables



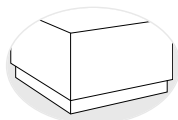
PRODUCT SPECIFICATIONS

VENEER AND LAMINATE GEOMETRIC FORMS COMBINE WITH A MULTITUDE OF SIZE OPTIONS TO FORM A SIMPLISTIC TABLES COLLECTION FUSED WITH FUNCTIONALITY. FOR ADDED DIMENSION SPECIFY 1/2" RECESSED PLINTH BASES SHOWN BELOW. STANDARD WITH BOTTOM GLIDES.

BASE UPCHARGE OPTIONS



3/4" PLINTH BASE
P3/4B BLACK LAMINATE
P3/4C CHROME LAMINATE
(PRICING BELOW)



3" PLINTH BASE
P3B BLACK LAMINATE
P3C CHROME LAMINATE
(PRICING BELOW)

TO ORDER, SPECIFY:

1. MODEL NUMBER
2. FINISH
3. BASE UPCHARGE OPTION

VENEER FINISHES

10	NATURAL
11	MONTICELLO
12	HUNTINGTON
13	WILD CHERRY
14	VERSAILLES
16	CAFELLE
53	LIGHT MAPLE
31	CINNAMON CHERRY
24	IMPERIAL CHERRY
15	EMPIRE MAHOGANY
46	ROYAL MAHOGANY
69	BOURBON MAHOGANY
64	APPALACHIAN MAHOGANY
42	LIGHT WALNUT
38	HERITAGE WALNUT
20	TRADITIONAL WALNUT
57	EBONY WALNUT
72	BLACK (LOW SHEEN)

LAMINATE FINISHES

LW1	FUSION MAPLE
LW2	MONTICELLO MAPLE
LW3	HUNTINGTON MAPLE
LW4	WILD CHERRY
LW5	VERSAILLES ANIGRE
LW6	EMPIRE MAHOGANY
LW7	MONTANA WALNUT
LW8	CAFELLE
LEW1	MILLENNIUM OAK
LEW2	SMOKY BROWN PEAR
LEW3	OILED WALNUT
LEW4	ZEBRANO
LEW5	CHESTNUT WOODLINE
LEW6	DUNEWOOD
LP1	WHITE NEBULA
LP2	GREY NEBULA
LP3	GRAPHITE NEBULA
LP4	PEWTER MESH
LP5	GREY MESH
LP6	GILDED MESH
LP7	SHEER MESH
LP8	STEEL MESH
LS1	DOVER WHITE
LS2	PEARL
LS3	FOLKSTONE
LS4	PLATINUM
LS5	EARTH
LS6	CITADEL
LS7	GRAPHITE
LS8	BLACK

MODEL	DESCRIPTION	LIST PRICE	BASE UPCHARGE		DIMENSIONS	FIGURES
			3/4" PLINTH P3/4B (BLACK) P3/4C (CHROME)	3" PLINTH P3B (BLACK) P3C (CHROME)		
18" X 18" VENEER						
CSQ-V181815	VENEER CUBE TABLE	1,075	140	240	W 18 D 18 H 15	WEIGHT (LBS.) 35 CUBIC FEET 13
CSQ-V181820	VENEER CUBE TABLE	1,155	140	240	W 18 D 18 H 20	
CSQ-V181824	VENEER CUBE TABLE	1,235	140	240	W 18 D 18 H 24	
18" X 18" LAMINATE						
CSQ-L181815	LAMINATE CUBE TABLE	850	140	240	W 18 D 18 H 15	WEIGHT (LBS.) 35 CUBIC FEET 13
CSQ-L181820	LAMINATE CUBE TABLE	870	140	240	W 18 D 18 H 20	
CSQ-L181824	LAMINATE CUBE TABLE	890	140	240	W 18 D 18 H 24	
24" X 24" VENEER						
CSQ-V242415	VENEER CUBE TABLE	1,400	150	260	W 24 D 24 H 15	WEIGHT (LBS.) 45 CUBIC FEET 15
CSQ-V242420	VENEER CUBE TABLE	1,490	150	260	W 24 D 24 H 20	
CSQ-V242424	VENEER CUBE TABLE	1,625	150	260	W 24 D 24 H 24	
24" X 24" LAMINATE						
CSQ-L242415	LAMINATE CUBE TABLE	1,050	150	260	W 24 D 24 H 15	WEIGHT (LBS.) 45 CUBIC FEET 15
CSQ-L242420	LAMINATE CUBE TABLE	1,100	150	260	W 24 D 24 H 20	
CSQ-L242424	LAMINATE CUBE TABLE	1,150	150	260	W 24 D 24 H 24	
36" X 36" VENEER						
CSQ-V363615	VENEER CUBE TABLE	2,175	190	320	W 36 D 36 H 15	WEIGHT (LBS.) 70 CUBIC FEET 14
CSQ-V363620	VENEER CUBE TABLE	2,230	190	320	W 36 D 36 H 20	
CSQ-V363624	VENEER CUBE TABLE	2,340	190	320	W 36 D 36 H 24	
36" X 36" LAMINATE						
CSQ-L363615	LAMINATE CUBE TABLE	1,395	190	320	W 36 D 36 H 15	WEIGHT (LBS.) 70 CUBIC FEET 14
CSQ-L363620	LAMINATE CUBE TABLE	1,480	190	320	W 36 D 36 H 20	
CSQ-L363624	LAMINATE CUBE TABLE	1,590	190	320	W 36 D 36 H 24	



866 814 8356

www.ekcontract.com

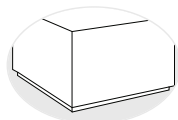
fuse lounge tables



PRODUCT SPECIFICATIONS

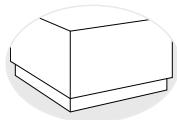
VENEER AND LAMINATE GEOMETRIC FORMS COMBINE WITH A MULTITUDE OF SIZE OPTIONS TO FORM A SIMPLISTIC TABLES COLLECTION FUSED WITH FUNCTIONALITY. FOR ADDED DIMENSION SPECIFY 1/2" RECESSED PLINTH BASES SHOWN BELOW. STANDARD WITH BOTTOM GLIDES.

BASE UPCHARGE OPTIONS



3/4" PLINTH BASE

P3/4B BLACK LAMINATE
P3/4C CHROME LAMINATE
(PRICING BELOW)



3" PLINTH BASE

P3B BLACK LAMINATE
P3C CHROME LAMINATE
(PRICING BELOW)

TO ORDER, SPECIFY:

1. MODEL NUMBER
2. FINISH
3. BASE UPCHARGE OPTION

VENEER FINISHES

10	NATURAL
11	MONTICELLO
12	HUNTINGTON
13	WILD CHERRY
14	VERSAILLES
16	CAFELLE
53	LIGHT MAPLE
31	CINNAMON CHERRY
24	IMPERIAL CHERRY
15	EMPIRE MAHOGANY
46	ROYAL MAHOGANY
69	BOURBON MAHOGANY
64	APPALACHIAN MAHOGANY
42	LIGHT WALNUT
38	HERITAGE WALNUT
20	TRADITIONAL WALNUT
57	EBONY WALNUT
72	BLACK (LOW SHEEN)

LAMINATE FINISHES

LW1	FUSION MAPLE
LW2	MONTICELLO MAPLE
LW3	HUNTINGTON MAPLE
LW4	WILD CHERRY
LW5	VERSAILLES ANIGRE
LW6	EMPIRE MAHOGANY
LW7	MONTANA WALNUT
LW8	CAFELLE
LEW1	MILLENNIUM OAK
LEW2	SMOKY BROWN PEAR
LEW3	OILED WALNUT
LEW4	ZEBRANO
LEW5	CHESTNUT WOODLINE
LEW6	DUNEWOOD
LP1	WHITE NEBULA
LP2	GREY NEBULA
LP3	GRAPHITE NEBULA
LP4	PEWTER MESH
LP5	GREY MESH
LP6	GILDED MESH
LP7	SHEER MESH
LP8	STEEL MESH
LS1	DOVER WHITE
LS2	PEARL
LS3	FOLKSTONE
LS4	PLATINUM
LS5	EARTH
LS6	CITADEL
LS7	GRAPHITE
LS8	BLACK

MODEL	DESCRIPTION	LIST PRICE	BASE UPCHARGE		DIMENSIONS	FIGURES
			3/4" PLINTH P3/4B (BLACK) P3/4C (CHROME)	3" PLINTH P3B (BLACK) P3C (CHROME)		
18" X 18" VENEER						
CR-V181815	VENEER 3" RADIUS CUBE TABLE	1,090	140	240	W 18 D 18 H 15	WEIGHT (LBS.) 35 CUBIC FEET 13
CR-V181820	VENEER 3" RADIUS CUBE TABLE	1,180	140	240	W 18 D 18 H 20	
CR-V181824	VENEER 3" RADIUS CUBE TABLE	1,290	140	240	W 18 D 18 H 24	
18" X 18" LAMINATE						
CR-L181815	LAMINATE 3" RADIUS CUBE TABLE	890	140	240	W 18 D 18 H 15	WEIGHT (LBS.) 35 CUBIC FEET 13
CR-L181820	LAMINATE 3" RADIUS CUBE TABLE	915	140	240	W 18 D 18 H 20	
CR-L181824	LAMINATE 3" RADIUS CUBE TABLE	975	140	240	W 18 D 18 H 24	
24" X 24" VENEER						
CR-V242415	VENEER 3" RADIUS CUBE TABLE	1,425	150	260	W 24 D 24 H 15	WEIGHT (LBS.) 45 CUBIC FEET 15
CR-V242420	VENEER 3" RADIUS CUBE TABLE	1,515	150	260	W 24 D 24 H 20	
CR-V242424	VENEER 3" RADIUS CUBE TABLE	1,550	150	260	W 24 D 24 H 24	
24" X 24" LAMINATE						
CR-L242415	LAMINATE 3" RADIUS CUBE TABLE	1,095	150	260	W 24 D 24 H 15	WEIGHT (LBS.) 45 CUBIC FEET 15
CR-L242420	LAMINATE 3" RADIUS CUBE TABLE	1,165	150	260	W 24 D 24 H 20	
CR-L242424	LAMINATE 3" RADIUS CUBE TABLE	1,250	150	260	W 24 D 24 H 24	
36" X 36" VENEER						
CR-V363615	VENEER 3" RADIUS CUBE TABLE	2,190	185	320	W 36 D 36 H 15	WEIGHT (LBS.) 70 CUBIC FEET 14
CR-V363620	VENEER 3" RADIUS CUBE TABLE	2,230	185	320	W 36 D 36 H 20	
CR-V363624	VENEER 3" RADIUS CUBE TABLE	2,350	185	320	W 36 D 36 H 24	
36" X 36" LAMINATE						
CR-L363615	LAMINATE 3" RADIUS CUBE TABLE	1,490	185	320	W 36 D 36 H 15	WEIGHT (LBS.) 70 CUBIC FEET 14
CR-L363620	LAMINATE 3" RADIUS CUBE TABLE	1,610	185	320	W 36 D 36 H 20	
CR-L363624	LAMINATE 3" RADIUS CUBE TABLE	1,800	185	320	W 36 D 36 H 24	

klass lounge tables



TO ORDER, SPECIFY:

1. MODEL NUMBER
2. FINISH

PRODUCT SPECIFICATIONS



KLASS EMPLOYS THE WARMTH OF WOOD TO COMPOSE A BEAUTIFULLY TAILORED TABLE COLLECTION WITH STRIKING SOPHISTICATION. VENEER TOPS WITH SHAPELY TAPERED LEGS ADD SIMPLE ELEGANCE. THIS REFINED COLLECTION IS THE PERFECT COMPANION WITH EKO GUEST AND LOUNGE SEATING FOR OFFICE, LOBBY, AND RECEPTION AREAS.

KLASS TABLES ARE CONSTRUCTED OF EUROPEAN BEECH SOLIDS AND VENEERS. SIDE RAILS AND POSTS ARE DOUBLE DOWELED AND GLUED, AND SECURELY FASTENED BY CORNER BLOCKS THAT HAVE BEEN SCREWED AND GLUED TO THE FRAME.

DESIGNED BY JOHN STAFFORD/CHRIS CARTER.

FINISHES

- 10 NATURAL
- 11 MONTICELLO
- 12 HUNTINGTON
- 13 WILD CHERRY
- 14 VERSAILLES
- 16 CAFELLE
- 53 LIGHT MAPLE
- 31 CINNAMON CHERRY
- 24 IMPERIAL CHERRY
- 15 EMPIRE MAHOGANY
- 46 ROYAL MAHOGANY
- 69 BOURBON MAHOGANY
- 64 APPALACHIAN MAHOGANY
- 42 LIGHT WALNUT
- 38 HERITAGE WALNUT
- 20 TRADITIONAL WALNUT
- 57 EBONY WALNUT
- 72 BLACK (LOW SHEEN)

MODEL	DESCRIPTION	LIST PRICE	DIMENSIONS	FIGURES
52200	END TABLE	1,105	DIA. 20 H 24	WEIGHT (LBS.) 25 CUBIC FEET 12
	<ul style="list-style-type: none"> • ROUND SHAPE • NEW LUMBERBANDED EDGE <p>LAMINATE TOPS AVAILABLE UPON REQUEST. SEE SURFACE MATERIALS PAGE FOR LAMINATE OPTIONS.</p>			
53800	MAGAZINE TABLE	1,400	DIA. 38 H 16	WEIGHT (LBS.) 50 CUBIC FEET 19
	<ul style="list-style-type: none"> • ROUND SHAPE <p>LAMINATE TOPS AVAILABLE UPON REQUEST. SEE SURFACE MATERIALS PAGE FOR LAMINATE OPTIONS.</p>			



866 814 8356

www.ekcontract.com

meta lounge tables



TO ORDER, SPECIFY:

1. MODEL NUMBER
2. FINISH
3. METAL ACCENT FINISH

PRODUCT SPECIFICATIONS

META CREATES A SLEEK ARCHITECTURAL PRESENCE BY COMBINING SOLID WOOD FRAMES AND A PUNCTUATION OF SATIN NICKEL METAL THAT SUPPORTS ITS SIGNATURE FLOATING TOPS. THIS AIRY TABLE COLLECTION IS THE PERFECT COMPANION WITH EKO GUEST AND LOUNGE SEATING FOR TRANSITIONAL AND CONTEMPORARY OFFICE, LOBBY, AND RECEPTION AREAS.

META TABLES ARE CONSTRUCTED OF EUROPEAN BEECH SOLIDS AND VENEERS. SIDE RAILS AND POSTS ARE DOUBLE DOWELED AND GLUED, AND SECURELY FASTENED BY CORNER BLOCKS THAT HAVE BEEN SCREWED AND GLUED TO THE FRAME. POLISHED CHROME PLATED ACCENTS ARE ASSEMBLED TO THE FRAME.




DESIGNED BY EKO.

VENEER FINISHES

- 10 NATURAL
- 11 MONTICELLO
- 12 HUNTINGTON
- 13 WILD CHERRY
- 14 VERSAILLES
- 16 CAFELLE
- 53 LIGHT MAPLE
- 31 CINNAMON CHERRY
- 24 IMPERIAL CHERRY
- 15 EMPIRE MAHOGANY
- 46 ROYAL MAHOGANY
- 69 BOURBON MAHOGANY
- 64 APPALACHIAN MAHOGANY
- 42 LIGHT WALNUT
- 38 HERITAGE WALNUT
- 20 TRADITIONAL WALNUT
- 57 EBONY WALNUT
- 72 BLACK (LOW SHEEN)

METAL PAINT COLORS

- S STANDARD ALUMINUM
- PC1 MILK GLOSS
- PC2 CHARCOAL GLOSS
- PC3 OATMEAL GLOSS
- PC4 SILVER
- PC5 CHROME
- PC6 RAVEN

MODEL	DESCRIPTION	LIST PRICE	DIMENSIONS	FIGURES
54200	END TABLE	1,040	W 20 D 20 H 24	WEIGHT (LBS.) 27 CUBIC FEET 9
	<ul style="list-style-type: none"> SQUARE SHAPE NOW WITH BOOKMATCH VENEER TOPS 			
54240	MAGAZINE TABLE	1,315	W 50 D 24 H 16	WEIGHT (LBS.) 72 CUBIC FEET 18
	<ul style="list-style-type: none"> RECTANGULAR SHAPE NOW WITH BOOKMATCH VENEER TOPS 			
54360	MAGAZINE TABLE	1,475	W 36 D 36 H 16	WEIGHT (LBS.) 72 CUBIC FEET 19
	<ul style="list-style-type: none"> SQUARE SHAPE NOW WITH BOOKMATCH VENEER TOPS 			

synth lounge tables



PRODUCT SPECIFICATIONS

SYNTH EXEMPLIFIES THE CRISP LINES OF GEOMETRIC FORMS AND THE SIMPLICITY OF MIXED MATERIALS IN THIS MODERN TABLE COLLECTION. CLEVER DETAILS LIKE VISIBLE METAL THROUGH SATIN-ETCHED GLASS AND MULTI-LEVEL TOPS ADD STUNNING VISUAL INTEREST. VENEER, LAMINATE, AND BRIGHT WHITE SOLID SURFACE MATERIALS SOFTEN THE METAL LINES FOR A PRISTINE, SUBTLE PROFILE. SYNTH IS THE PERFECT COMPANION FOR RECEPTION AND LOUNGE SEATING ENVIRONMENTS.

DESIGNED BY JOHN STAFFORD/
CHRIS CARTER.

TO ORDER, SPECIFY:

1. MODEL NUMBER
2. FINISH

VENEER FINISHES

10	NATURAL
11	MONTICELLO
12	HUNTINGTON
13	WILD CHERRY
14	VERSAILLES
16	CAFELLE
53	LIGHT MAPLE
31	CINNAMON CHERRY
24	IMPERIAL CHERRY
15	EMPIRE MAHOGANY
46	ROYAL MAHOGANY
69	BOURBON MAHOGANY
64	APPALACHIAN MAHOGANY
42	LIGHT WALNUT
38	HERITAGE WALNUT
20	TRADITIONAL WALNUT
57	EBONY WALNUT
72	BLACK (LOW SHEEN)

METAL PAINT COLORS

S	STANDARD ALUMINUM
PC1	MILK GLOSS
PC2	CHARCOAL GLOSS
PC3	OATMEAL GLOSS
PC4	SILVER
PC5	CHROME
PC6	RAVEN

LAMINATE FINISHES

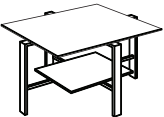
LW1	FUSION MAPLE
LW2	MONTICELLO MAPLE
LW3	HUNTINGTON MAPLE
LW4	WILD CHERRY
LW5	VERSAILLES ANIGRE
LW6	EMPIRE MAHOGANY
LW7	MONTANA WALNUT
LW8	CAFELLE
LEW1	MILLENNIUM OAK
LEW2	SMOKY BROWN PEAR
LEW3	OILED WALNUT
LEW4	ZEBRANO
LEW5	CHESTNUT WOODLINE
LEW6	DUNEWOOD
LP1	WHITE NEBULA
LP2	GREY NEBULA
LP3	GRAPHITE NEBULA
LP4	PEWTER MESH
LP5	GREY MESH
LP6	GILDED MESH
LP7	SHEER MESH
LP8	STEEL MESH
LS1	DOVER WHITE
LS2	PEARL
LS3	FOLKSTONE
LS4	PLATINUM
LS5	EARTH
LS6	CITADEL
LS7	GRAPHITE
LS8	BLACK

MODEL DESCRIPTION LIST PRICE

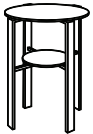
5521SQ-FG	END TABLE [FROSTED GLASS]	1,205
5521SQ-L	END TABLE [LAMINATE]	1,265
5521SQ-MV	END TABLE [MAPLE VENEER]	1,265
5521SQ-SBW	END TABLE [WHITE SOLID SURFACE]	1,585



5537SQ-FG	MAGAZINE TABLE [FROSTED GLASS]	1,550
5537SQ-L	MAGAZINE TABLE [LAMINATE]	1,625
5537SQ-MV	MAGAZINE TABLE [MAPLE VENEER]	1,625
5537SQ-SBW	MAGAZINE TABLE [WHITE SOLID SURFACE]	3,045

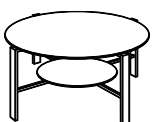


5521R-FG	END TABLE [FROSTED GLASS]	1,205
5521R-MV	END TABLE [MAPLE VENEER]	1,265
5521R-SBW	END TABLE [WHITE SOLID SURFACE]	1,265



NOT AVAILABLE WITH LAMINATE TOP

5537R-FG	MAGAZINE TABLE [FROSTED GLASS]	1,550
5537R-MV	MAGAZINE TABLE [MAPLE VENEER]	1,625
5537R-SBW	MAGAZINE TABLE [WHITE SOLID SURFACE]	3,045



NOT AVAILABLE WITH LAMINATE TOP

DIMENSIONS

W	21
D	21
H	24

TOPS MEASURE 20X20
AND 14X14 SQUARE.

W	37
D	37
H	16

TOPS MEASURE 36X36
AND 20X20 SQUARE.

DIA.	21
H	24

TOPS MEASURE 20 AND
14 DIAMETER.

DIA.	37
H	16

TOPS MEASURE 36 AND
20 DIAMETER.

FIGURES

WEIGHT (LBS.)	30
CUBIC FEET	10

WEIGHT (LBS.)	75
CUBIC FEET	20

WEIGHT (LBS.)	30
CUBIC FEET	10

WEIGHT (LBS.)	75
CUBIC FEET	20



866 814 8356

www.ekcontract.com



com form

(THIS FORM MUST ACCOMPANY YOUR ORDER)

SEND FORM TO

EMAIL: BRANDI@EKOCONTRACT.COM
FAX: 615-676-4861

LEADTIME

THE LEADTIME FOR YOUR ORDER IS DIRECTLY RELATED TO WHEN THE COM FABRIC IS RECEIVED.

COMPANY NAME
ADDRESS
CITY / STATE / ZIP
TELEPHONE
EMAIL ADDRESS
PO NUMBER
FABRIC SUPPLIER
FABRIC PATTERN / COLOR
SHIPPING TRACKING NUMBER
YARDAGE PER ITEM SENT
APPLY TO EKO MODEL
<input type="checkbox"/> BEST WAY
<input type="checkbox"/> CROSS ROLL (RAILROADED)
<input type="checkbox"/> UP ROLL
<input type="checkbox"/> LINE MATCH
<input type="checkbox"/> MULTIPLE FABRICS*

UPHOLSTERY DIAGRAM MUST BE
COMPLETED WHEN SELECTING
THIS OPTION. GO TO:
WWW.EKOCONTRACT.COM
CLICK PRODUCT AND THEN CLICK
FABRIC DIAGRAM.



custom finish match form

(THIS FORM MUST ACCOMPANY YOUR ORDER)

SEND SAMPLE AND FORM TO

EKO CONTRACT
ATTN: BRANDI
145 RYMER ROAD, NE
CLEVELAND, TN 37323

LEADTIME

THE LEADTIME FOR YOUR ORDER IS DIRECTLY RELATED TO WHEN THE FINISH MATCH SAMPLE IS APPROVED. ALL FINISH SAMPLES WILL BE SHIPPED BACK TO YOU FOR FINAL APPROVAL BEFORE THE ITEMS ARE FINISHED. PLEASE ALLOW 10 BUSINESS DAYS FOR FINISH MATCH SAMPLES.

COMPANY NAME
ADDRESS
CITY / STATE / ZIP
TELEPHONE
EMAIL ADDRESS
PO NUMBER
SUPPLIER / FINISH COLOR
SHIPPING TRACKING NUMBER
APPLY TO EKO MODEL(S)



price book

SOLUTIONS IN CONTRACT DESIGN



145 RYMER ROAD, NE
CLEVELAND, TN 37323

VOICE 866 814 8800
866 814 8356
FAX 615 676 4861
EMAIL sales@ekocontract.com
WEB ekocontract.com



PRINTED ON RECYCLED PAPER. PLEASE RECYCLE!

