



Prices effective February 1, 2016

Published March 2016

# 5000 Series Furniture

## 10-Day or Less

<b>Introduction</b>	<b>page 2</b>
<b>5000 Series Furniture 10-Day or Less</b>	<b>3</b>
Work Surfaces	5
Storage	12
<b>Index</b>	<b>19</b>
<b>Appendices</b>	
10-Day or Less Order Information	
10-Day Keyed-Alike Information	
Proprietary Textiles Application Chart - 10-Day Workspaces	
Proprietary Textile Colors - 10-Day Workspaces	
<b>For the latest materials information, refer to the Materials pages on <a href="http://HermanMiller.com">HermanMiller.com</a>.</b>	

# Introduction

## A Note on the Organization of This Book

There are a few signals that will help you understand the organization of this book. Once you know them, you should be able to find your way around easily.

### Like a newspaper, this book is formatted with columns of text and illustrations that run vertically.

Information wraps from one column to the next and continues for as many pages as it needs to.

### Black bars are clues.

A black bar at the top of a page signals the start of information about a product.

Specification Information, which always begins at the top of a column, includes a series of steps. Each step represents a decision you need to make in order to complete your product number. Steps must be followed sequentially. The number of pages needed to complete information on a product varies; some will be complete in one page; others may fill three or four pages. Just continue going through the steps until you run into the next product, signaled by the black bar at the top of the page.

Black tabs running along the outside edge of the page help you locate what section you are in or what section you want to go to. You can thumb forwards or backwards to find a section; tabs and text appear on both sides of the page.

The additional pages in the back of the book include the appendices and indices. They are signaled by a long black bar running along the outside edge of the page.

### The index is presented two ways.

The first index is in alphabetical order by product name. It can be helpful if you are new to the products and numbering scheme or if you are looking for a type of product, such as work chair or round table.

The second index is by product number. It lists, in alphanumeric order, the base product number, typically a five-digit number.

## General Information

This book is effective February 1, 2016, subject to change without notice. Products may be purchased from authorized Herman Miller dealers who will quote prices upon request. For more information about our products and services or to see a list of dealers, visit [www.HermanMiller.com](http://www.HermanMiller.com).

All prices are list prices. Additional services, such as planning services, design, storage, and installation, are not included and must be added to these prices when the additional services are requested.

Illustrations, specifications, and prices are based on the latest information at the time of publication. The right is reserved to make changes at any time without notice in prices, fabrics, finishes, materials, specifications, and models, and also to discontinue models and finishes.

For additional product information such as dimensional drawings and product descriptions, refer to the standard price books.

Service problems are normally handled by a Herman Miller authorized dealer. Where this cannot be accomplished on a local level, service problems should be referred to the Customer Care Representative for your region, Herman Miller, Inc., Zeeland, Michigan 49464.

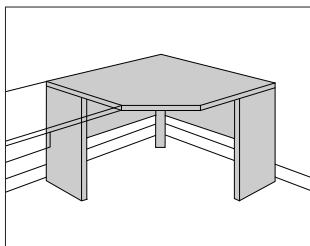
Work Surfaces

Storage

Lighting



## Corner Desk



### Specification Information

Step 1.

5

Step 2. Back Panel

<b>F0-</b>	full back panel	+\$0
<b>R0-</b>	raised back panel	+\$0
<b>P0-</b>	open back panel	+\$0

Step 3. Width

<b>4242</b>	42" wide	+\$0
<b>4848</b>	48" wide	+\$0

Step 4. Depth

*For 42" wide (4242)*

<b>24-</b>	24" deep	+\$1096
------------	----------	---------

*For 48" wide (4848)*

<b>24-</b>	24" deep	+\$1229
------------	----------	---------

Step 5. End Panels (from User Side)

<b>SS</b>	recessed end panel left, recessed end panel right	+\$0
-----------	---	------

Step 6. Steel Type

<b>TS</b>	smooth paint on textured steel	+\$0
-----------	--------------------------------	------

Step 7. Understructure Finish

*See Finish Colors list for paint codes*

Nonmetallic Paint

<b>BU</b>	black umber	+\$0
<b>G2</b>	graphite satin	+\$0
<b>HF</b>	inner tone light	+\$0
<b>LU</b>	soft white	+\$0
<b>MT</b>	medium tone	+\$0
<b>SG</b>	slate grey	+\$0

Step 8. Top

<b>TL</b>	laminate top with thermoplastic edge	+\$0
-----------	--------------------------------------	------

Step 9.

Top Finish: Solid-Color Laminate

<b>HF</b>	inner tone light	+\$0
<b>LU</b>	soft white	+\$0

Top Finish: Wood-Grain Laminate

<b>HM</b>	natural maple	+\$0
<b>HX</b>	aged cherry	+\$99

Step 10. Edge Finish

<b>BU</b>	black umber	+\$0
<b>G2</b>	graphite satin	+\$0
<b>HF</b>	inner tone light	+\$0
<b>LU</b>	soft white	+\$0
<b>MT</b>	medium tone	+\$0

Step 11. Grommets

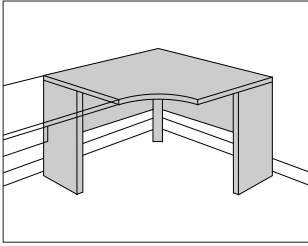
<b>NTG</b>	no grommet	+\$0
<b>C</b>	grommet center	+\$27

Step 12. Grommet Finish

*For grommet center (C)*

<b>BU</b>	black umber	+\$0
-----------	-------------	------

## Curved Corner Desk



### Specification Information

#### Step 1.

**5**

#### Step 2. Back Panel

<b>F0-</b>	full back panel	+\$0
<b>R0-</b>	raised back panel	+\$0
<b>P0-</b>	open back panel	+\$0

#### Step 3. Width

<b>4242</b>	42" wide	+\$0
<b>4848</b>	48" wide	+\$0

#### Step 4. Depth

##### For 42" wide (4242)

<b>24-C</b>	24" deep	+\$1151
-------------	----------	---------

##### For 48" wide (4848)

<b>24-C</b>	24" deep	+\$1294
-------------	----------	---------

#### Step 5. End Panels (from User Side)

<b>SS</b>	recessed end panel left, recessed end panel right	+\$0
-----------	---	------

#### Step 6. Steel Type

<b>SS</b>	smooth paint on smooth steel	+\$0
<b>TS</b>	smooth paint on textured steel	+\$0

#### Step 7. Understructure Finish

See *Finish Colors list for paint codes*

#### Nonmetallic Paint

<b>BU</b>	black umber	+\$0
<b>G2</b>	graphite satin	+\$0
<b>HF</b>	inner tone light	+\$0
<b>LU</b>	soft white	+\$0
<b>MT</b>	medium tone	+\$0
<b>SG</b>	slate grey	+\$0

#### Step 8. Top

<b>TL</b>	laminate top with thermoplastic edge	+\$0
-----------	--------------------------------------	------

#### Step 9.

#### Top Finish: Solid-Color Laminate

<b>HF</b>	inner tone light	+\$0
<b>LU</b>	soft white	+\$0

#### Top Finish: Wood-Grain Laminate

<b>HM</b>	natural maple	+\$0
<b>HX</b>	aged cherry	+\$99

#### Step 10. Edge Finish

<b>BU</b>	black umber	+\$0
<b>G2</b>	graphite satin	+\$0
<b>HF</b>	inner tone light	+\$0
<b>LU</b>	soft white	+\$0
<b>MT</b>	medium tone	+\$0

#### Step 11. Grommets

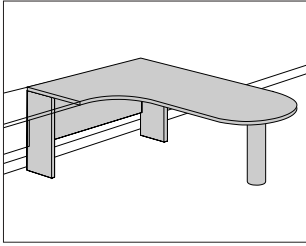
<b>NTG</b>	no grommet	+\$0
<b>C</b>	grommet center	+\$27

#### Step 12. Grommet Finish

For *grommet center (C)*

<b>BU</b>	black umber	+\$0
-----------	-------------	------

## Curved Corner Desk with D-Shaped Peninsula



### Specification Information

#### Step 1.

5

#### Step 2. Back Panel

<b>F0-</b>	full back panel	+\$0
<b>R0-</b>	raised back panel	+\$0
<b>P0-</b>	open back panel	+\$0

#### Step 3. Width/Position (from User Side)

<b>487224-D</b>	72"-wide peninsula right	+\$1528
<b>724824-D</b>	72"-wide peninsula left	+\$1528

#### Step 4. End Panels (from User Side)

<b>SS</b>	recessed end panel left, recessed end panel right	+\$0
-----------	---	------

#### Step 5. Modesty Panel

<b>NP</b>	no modesty panel	+\$0
-----------	------------------	------

#### Step 6. Steel Type

<b>TS</b>	smooth paint on textured steel	+\$0
-----------	--------------------------------	------

#### Step 7. Understructure Finish

See *Finish Colors list* for paint codes

#### Nonmetallic Paint

<b>BU</b>	black umber	+\$0
<b>G2</b>	graphite satin	+\$0
<b>HF</b>	inner tone light	+\$0
<b>LU</b>	soft white	+\$0
<b>MT</b>	medium tone	+\$0
<b>SG</b>	slate grey	+\$0

#### Step 8. Top

<b>TL</b>	lamine top with thermoplastic edge	+\$0
-----------	------------------------------------	------

#### Step 9.

#### Top Finish: Solid-Color Lamine

For *lamine top with thermoplastic edge (TL)*

<b>HF</b>	inner tone light	+\$0
<b>LU</b>	soft white	+\$0

#### Top Finish: Wood-Grain Lamine

For *lamine top with thermoplastic edge (TL)*

<b>HM</b>	natural maple	+\$0
<b>HX</b>	aged cherry	+\$178

#### Step 10. Edge Finish

For *lamine top with thermoplastic edge (TL)*

<b>BU</b>	black umber	+\$0
<b>G2</b>	graphite satin	+\$0
<b>HF</b>	inner tone light	+\$0
<b>LU</b>	soft white	+\$0
<b>MT</b>	medium tone	+\$0

#### Step 11. Grommets

For *lamine top with thermoplastic edge (TL)*

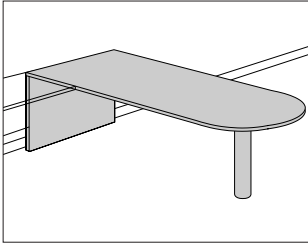
<b>NTG</b>	no grommet	+\$0
<b>C</b>	grommet center	+\$27

#### Step 12. Grommet Finish

For *grommet center (C)*

<b>BU</b>	black umber	+\$0
-----------	-------------	------

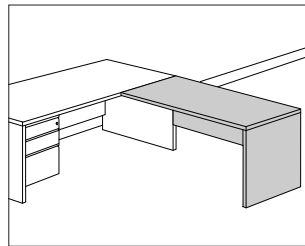
## D-Shaped Peninsula



Specification Information		
Step 1.		
5-		
Step 2. Width		
48	48" wide	+\$0
60	60" wide	+\$0
66	66" wide	+\$0
72	72" wide	+\$0
Step 3. Depth		
<i>For 48" wide (48)</i>		
30-	30" deep	+\$985
<i>For 60" wide (60)</i>		
30-	30" deep	+\$1026
<i>For 66" wide (66)</i>		
30-	30" deep	+\$1089
<i>For 72" wide (72)</i>		
30-	30" deep	+\$1094
Step 4. Attachment		
ED	end attaching	+\$0
SD	side attaching	+\$203
Step 5. Modesty Panel		
<i>For side attaching (SD)</i>		
NP	no modesty panel	+\$0
Step 6. Grommets		
<i>For side attaching (SD) with no modesty panel (NP)</i>		
NTG	no grommet	+\$0
C	grommet center	+\$27
Step 7. Grommet Finish		
<i>For grommet center (C)</i>		
BU	black umber	+\$0
HF	inner tone light	+\$0
LU	soft white	+\$0
MT	medium tone	+\$0

Step 8. Steel Type		
<i>For end attaching (ED)</i>		
SS	smooth steel	+\$0
<i>For side attaching (SD)</i>		
TS	textured steel	+\$0
Step 9. Understructure Finish		
<i>See Finish Colors list for paint codes</i>		
Nonmetallic Paint		
8Q	folkstone grey	+\$0
BU	black umber	+\$0
G2	graphite satin	+\$0
HF	inner tone light	+\$0
LU	soft white	+\$0
MT	medium tone	+\$0
SG	slate grey	+\$0
WL	sandstone	+\$0
Step 10. Top		
TL	laminate top with thermoplastic edge	+\$0
Step 11.		
Top Finish: Solid-Color Laminate		
<i>For laminate top with thermoplastic edge (TL)</i>		
8Q	folkstone grey	+\$0
HF	inner tone light	+\$0
LU	soft white	+\$0
WL	sandstone	+\$0
WN	warm grey neutral	+\$0
Top Finish: Wood-Grain Laminate		
<i>For laminate top with thermoplastic edge (TL)</i>		
HM	natural maple	+\$0
HX	aged cherry	+\$99





## Step 12. Edge Finish

For laminate top with thermoplastic edge (TL)

<b>8Q</b>	folkstone grey	+\$0
<b>BU</b>	black umber	+\$0
<b>G2</b>	graphite satin	+\$0
<b>HF</b>	inner tone light	+\$0
<b>LU</b>	soft white	+\$0
<b>MT</b>	medium tone	+\$0
<b>WL</b>	sandstone	+\$0

## Specification Information

## Step 1.

**5**

## Step 2. Back Panel

<b>F0-</b>	full back panel	+\$0
<b>R0-</b>	raised back panel	+\$0
<b>P0-</b>	open back panel	+\$0

## Step 3. Width

<b>36</b>	36" wide	+\$0
<b>42</b>	42" wide	+\$0
<b>48</b>	48" wide	+\$0
<b>60</b>	60" wide	+\$0
<b>66</b>	66" wide	+\$0
<b>72</b>	72" wide	+\$0

## Step 4. Depth

For 36" wide (36)

<b>24-</b>	24" deep	+\$745
------------	----------	--------

For 42" wide (42)

<b>24-</b>	24" deep	+\$770
------------	----------	--------

For 48" wide (48)

<b>24-</b>	24" deep	+\$794
------------	----------	--------

For 60" wide (60)

<b>24-</b>	24" deep	+\$843
------------	----------	--------

For 66" wide (66)

<b>24-</b>	24" deep	+\$951
------------	----------	--------

For 72" wide (72)

<b>24-</b>	24" deep	+\$1002
------------	----------	---------

## Step 5. End Panel (from User Side)

<b>OLD</b>	open end left, full end panel right	+\$0
<b>LOD</b>	full end panel left, open end right	+\$0

## Step 6. Steel Type

<b>TS</b>	smooth paint on textured steel	+\$0
-----------	--------------------------------	------

### Step 7. Understructure Finish

See *Finish Colors list for paint codes*

#### Nonmetallic Paint

<b>BU</b>	black umber	+\$0
<b>G2</b>	graphite satin	+\$0
<b>HF</b>	inner tone light	+\$0
<b>LU</b>	soft white	+\$0
<b>MT</b>	medium tone	+\$0
<b>SG</b>	slate grey	+\$0
<b>WL</b>	sandstone	+\$0

### Step 8. Top

<b>TL</b>	laminate top with thermoplastic edge	+\$0
-----------	--------------------------------------	------

### Step 9.

#### Top Finish: Solid-Color Laminate

For *laminate top with thermoplastic edge (TL)*

<b>HF</b>	inner tone light	+\$0
<b>LU</b>	soft white	+\$0
<b>WL</b>	sandstone	+\$0

#### Top Finish: Wood-Grain Laminate

For *laminate top with thermoplastic edge (TL)*

<b>HM</b>	natural maple	+\$0
<b>HX</b>	aged cherry	+\$0

### Step 10. Edge Finish

For *laminate top with thermoplastic edge (TL)*

<b>BU</b>	black umber	+\$0
<b>G2</b>	graphite satin	+\$0
<b>HF</b>	inner tone light	+\$0
<b>LU</b>	soft white	+\$0
<b>MT</b>	medium tone	+\$0
<b>WL</b>	sandstone	+\$0

### Step 11. Grommets

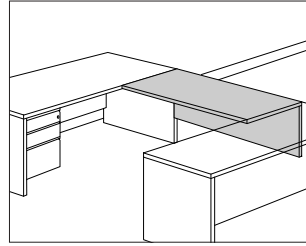
<b>NTG</b>	no grommet	+\$0
<b>C</b>	grommet center	+\$27

### Step 12. Grommet Finish

For *grommet center (C)*

<b>BU</b>	black umber	+\$0
-----------	-------------	------

## Bridge



### Specification Information

#### Step 1.

**5**

#### Step 2. Back Panel

<b>F0-</b>	full back panel	+\$0
<b>R0-</b>	raised back panel	+\$0
<b>P0-</b>	open back panel	+\$0

#### Step 3. Width

<b>30</b>	30" wide	+\$0
<b>36</b>	36" wide	+\$0
<b>42</b>	42" wide	+\$0
<b>48</b>	48" wide	+\$0

#### Step 4. Depth

For *30" wide (30)*

<b>24-D</b>	24" deep	+\$418
-------------	----------	--------

For *36" wide (36)*

<b>24-D</b>	24" deep	+\$438
-------------	----------	--------

For *42" wide (42)*

<b>24-D</b>	24" deep	+\$471
-------------	----------	--------

For *48" wide (48)*

<b>24-D</b>	24" deep	+\$520
-------------	----------	--------

#### Step 5. Steel Type

<b>TS</b>	smooth paint on textured steel	+\$0
-----------	--------------------------------	------

#### Step 6. Understructure Finish

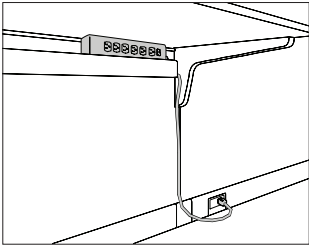
See *Finish Colors list for paint codes*

#### Nonmetallic Paint

<b>BU</b>	black umber	+\$0
<b>G2</b>	graphite satin	+\$0
<b>HF</b>	inner tone light	+\$0
<b>LU</b>	soft white	+\$0
<b>MT</b>	medium tone	+\$0
<b>SG</b>	slate grey	+\$0

#### Step 7. Top

<b>TL</b>	laminate top with thermoplastic edge	+\$0
-----------	--------------------------------------	------



Step 8.

Top Finish: Solid-Color Laminate		
<i>For laminate top with thermoplastic edge (TL)</i>		
<b>HF</b>	inner tone light	+\$0
<b>LU</b>	soft white	+\$0

Top Finish: Wood-Grain Laminate		
<i>For laminate top with thermoplastic edge (TL)</i>		
<b>HM</b>	natural maple	+\$0
<b>HX</b>	aged cherry	+\$99

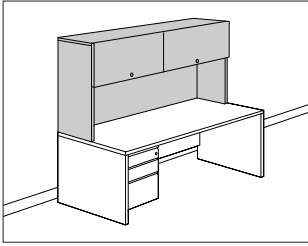
Step 9. Edge Finish		
<i>For laminate top with thermoplastic edge (TL)</i>		
<b>BU</b>	black umber	+\$0
<b>G2</b>	graphite satin	+\$0
<b>HF</b>	inner tone light	+\$0
<b>LU</b>	soft white	+\$0
<b>MT</b>	medium tone	+\$0

Step 10. Grommets		
<i>For laminate top with thermoplastic edge (TL)</i>		
<b>NTG</b>	no grommet	+\$0
<b>C</b>	grommet center	+\$27

Step 11. Grommet Finish		
<i>For grommet center (C)</i>		
<b>BU</b>	black umber	+\$0

Specification Information	
Step 1.	
<b>NP289</b>	\$98

# Flipper Door Unit



5000 Series Storage

## Specification Information

### Step 1.

**5**

### Step 2. Door Material

-	painting door	+\$0
F-	fabric door	+\$204

### Step 3. Width

<b>3039-OD</b>	30" wide	+\$1007
<b>3639-OD</b>	36" wide	+\$1076
<b>4239-OD</b>	42" wide	+\$1139
<b>4839-OD</b>	48" wide	+\$1196
<b>6039-OD</b>	60" wide	+\$1370
<b>6639-OD</b>	66" wide	+\$1431
<b>7239-OD</b>	72" wide	+\$1506

### Step 4. Back

<b>T</b>	tackboard	+\$262
----------	-----------	--------

### Step 5. Door Finish

*For fabric door (F-)*

Price Category 1	+\$0
Price Category 2	+\$13
Price Category 3	+\$19
Price Category 4	+\$31

### Step 6. Steel Type

<b>TS</b>	smooth paint on textured steel	+\$0
-----------	--------------------------------	------

### Step 7. Case/End Panel/Door/Tool Rail Finish

*See Finish Colors list for paint codes*

### Nonmetallic Paint

<b>8Q</b>	folkstone grey	+\$0
<b>BU</b>	black umber	+\$0
<b>G2</b>	graphite satin	+\$0
<b>HF</b>	inner tone light	+\$0
<b>LU</b>	soft white	+\$0
<b>MT</b>	medium tone	+\$0
<b>SG</b>	slate grey	+\$0
<b>WL</b>	sandstone	+\$0

### Step 8. Tackboard Fabric

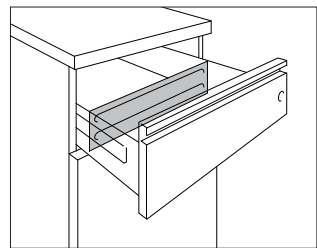
Price Category 1	+\$0
Price Category 2	+\$13
Price Category 3	+\$61
Price Category 4	+\$96

### Step 9. Lock

<b>KD</b>	keyed differently with black lock	+\$0
<b>KC</b>	keyed differently with chrome lock	+\$0
<b>KA</b>	keyed alike with black lock	+\$0

Drawer Divider for Box Drawer,  
Meridian® Pedestal

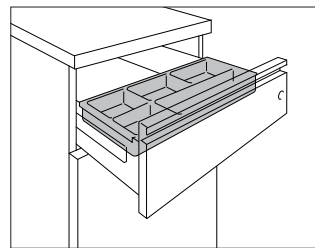
73-15



Specification Information	
Step 1.	
73-	
Step 2. Width	
1567-D for 15"-wide drawer (for Meridian® pedestals and 5000 Series furniture)	
Prices for Steps 1-2.	
73-1567-D	\$14

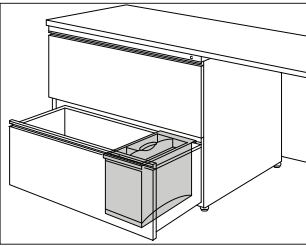
Pencil Tray for Box Drawer,  
Meridian® Pedestal

73-15



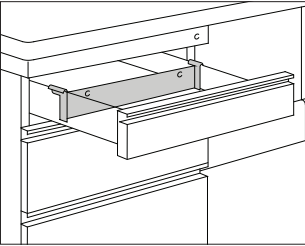
Specification Information	
Step 1.	
73-	
Step 2. Width	
1516-PT for 15"-wide drawer (for Meridian® pedestals and 5000 Series furniture)	
Prices for Steps 1-2.	
73-1516-PT	\$20

File Drawer Organizer LG901



Specification Information	
Step 1.	
LG901	\$74

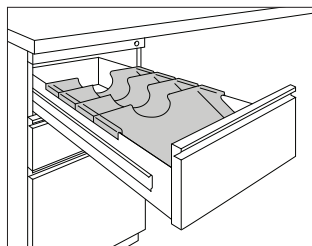
Drawer Divider, Tu® Pedestal LG903.



Specification Information	
Step 1.	
LG903.	
Step 2. Usage	
3	for pencil drawer
6	for box drawer
Prices for Steps 1-2.	
LG903. 3	\$15
6	\$16

Stationery Divider, Tu® Pedestal

LG905



**Specification Information**

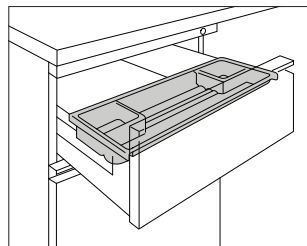
Step 1.

**LG905**

\$53

Utility Tray, Tu® Pedestal

LG906



**Specification Information**

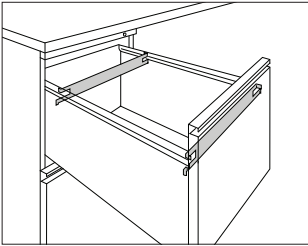
Step 1.

**LG906**

\$19

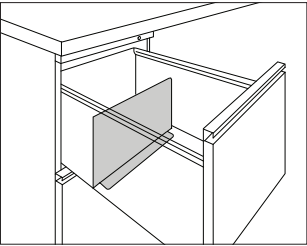
5000 Series Storage

File Converter, Tu® LG907



Specification Information	
Step 1.	
LG907	\$27

File Compressor, Tu® LG908

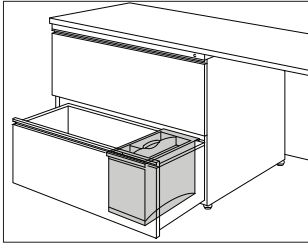


Specification Information	
Step 1.	
LG908	\$44



## File Drawer Organizer

LG901



### Specification Information

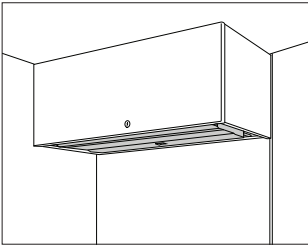
Step 1.

**LG901**

\$74

Utility Task Light

G6136.  
G6137.



Specification Information

Step 1.

G613

Step 2. Code Requirements

- 6. meets local codes including Canada and New York City
- 7. meets Chicago codes

Step 3. Width

- 24 24" wide
- 30 30" wide
- 42 42" wide
- 60 60" wide

Step 4. Attachment Bracket

- S for Action Office® or Ethospace® Systems or Canvas
- Q for C-style storage or E3234.
- P for Passage® Desking System
- F for 5000 Series Furniture
- T for transaction surface/counter top/wood cabinets

Prices for Steps 1-4.

	S	Q	P	F	T
G6136. 24	\$226	226	226	226	226
30	\$230	230	230	230	230
42	\$253	253	253	253	253
60	\$281	281	281	281	281
G6137. 24	\$304	304	304	304	304
30	\$308	308	308	308	308
42	\$330	330	330	330	330
60	\$361	361	361	361	361

## Index by Product Name

5000 Series Furniture 10-Day or Less	
Bridge	page(s) 10
Corner Desk	5
Curved Corner Desk	6
Curved Corner Desk with D-Shaped Peninsula	7
D-Shaped Peninsula	8
Drawer Divider for Box Drawer, Meridian® Pedestal	13
Drawer Divider, Tu® Pedestal	14
Electrical Distributor, Multi-Outlet	11
File Compressor, Tu®	16
File Converter, Tu®	16
File Drawer Organizer	14, 17
Flipper Door Unit	12
Pencil Tray for Box Drawer, Meridian® Pedestal	13
Return Shell	9
Stationery Divider, Tu® Pedestal	15
Utility Task Light	18
Utility Tray, Tu® Pedestal	15



## 10-Day or Less Order Information

### 10-Day or Less Program

10-day or less products are designed for established Herman Miller dealers with pre-approved credit.

Products are distributed from multiple West Michigan manufacturing facilities. These include Holland, Spring Lake, and Zeeland. Orders will be shipped within 10 business days or less from the date of Herman Miller acknowledgement.

### Ordering Procedures

1. Please place orders through Order Manager. If this is not available to you, place orders through mail or fax. Verbal purchase orders will not be accepted.  
Order Entry fax number for Passage®, 5000 Series, and Meridian® Filing and Storage: (616) 846 9236.  
Order Entry fax number for all other products: (616) 654 3085.
2. Orders must be clearly marked “10-day or less program” and include only 10-day or less products. Orders not marked this way will be processed under standard lead times. Orders for standard lead times must be placed on a separate purchase order.
3. Only fabrics and finishes listed with each product are available through the 10-day or less program.
4. For any 10-day or less project over \$250,000 list price, please contact your Customer Care representative within 48 hours of order entry to reserve lead time.
5. For more information, contact your Customer Care representative at: (866) 854 3048 EXT 3400.

### Shipments and Delivery

Per Herman Miller Terms and Conditions.

### Changes and Cancellation

Per Herman Miller Terms and Conditions.



# 10-Day Keyed-Alike Information

## Keyed-Alike Locks

All components with locks may be specified keyed alike. Products with keyed-alike locks will be shipped with lock chassis installed. Installation of lock cylinders will be on-site according to instructions provided. Herman Miller, Inc. will not be responsible for lock cylinder installation.

When specifying product keyed-alike, include separate lines on your order for the lock cylinders.

**For Action Office®, Ethospace®, or Passage® products,** list cylinder part number and key number (232092-XXX); select a key number (or numbers) between 226 and 427, excluding numbers 408 and 412.

**For Tu® Storage, Meridian® Storage, or 5000 Series,** see the following charts.

Keyed-alike locks are field installed.

To order keyed-alike locks for Action Office® Series 1 and 2 door panels, please contact Customer Care.

A master key can be used to open any lock on an attached or freestanding component. In addition, a removal key or lock change tool is required to remove lock plugs. Customers interested in ordering master keys, removal keys, or lock change tools should contact Customer Care.

For Tu Storage, Meridian Storage, or 5000 Series desk components with pedestals, specify as follows:

Specification Code	Key Number	Color	Lock Series
KA	232092-XXX <sup>1</sup>	black	UM series 226 - 427
KA	1B2JK7-XXX <sup>1</sup>	chrome	UM series 226 - 427

For 5000 Series flipper door unit with bezel or credenza storage cabinet with bezel, specify as follows:

Specification Code	Key Number	Color	Lock Series
KA	232092-XXX <sup>1</sup>	black	UM series 226 - 427

**Key Number:**  
XXX<sup>1</sup> = a key number between 226 and 427 (excluding 408 and 412)





# Proprietary Textiles Application Chart – 10-Day Workspaces

- Available

*Application Note: Herman Miller cannot guarantee material/pattern alignment in adjacent products. For example, a fabric's pattern may not align from one screen to the next, or from one panel to the next.*

	Action Office® Panels/Connectors	B-Style Flipper Doors	B-Style Tackboards	E-Style Flipper Doors	Ethospace® Tiles/Connectors	Ethospace Attaching Screens	Canvas Office Landscape® Tiles	Resolve® Boundary Screens	5000 Series Storage and Tackboards	Seating
<b>Price Category 1</b>										
8A__ Bubbletack							•			
2V__ Chain	•	•	•	•	•		22		3	
8T__ Crossing (85__)	5	2	2	•			•		3	6
95__ Gem	2	2	2	•	•		•		3	•
2I__ Grasscloth	•	•	•	•	•		•		3	
8B__ Multiscrim™						•		•		
5T__ Resonance	•	•	•	•	•		•		3	
8C__ Scrim Trim								•		
2M__ Silkworm	•	•	•	•	•		•		3	
22F__ Slant	10		•		•		•		3	
<b>Price Category 2</b>										
51__ Cord	•	•	•	•	•		•		3	
92__ Crepe	2	•	•	•	•		•		3	•
57__ Frost	•	•	•	•	•		•		3	
84__ Grosgrain	5			•	•		•		3	
4N__ Horizon	2	2	2	•	•		•		3	
3A__ Moiré		2	2	•	•		22		3	
8R__ Twist (55__)	4	2	2	•	•		•		3	6
<b>Price Category 3</b>										
70__ Bento	2	2	2	•			•		3	•
8S__ Coil	2	2	2	•	•		•		3	•
1FB__ Connection	•	•	•	•	•		•		3	
1FC__ Current	•	•	•	•	•		•		3	
8Z__ Glaze	•	•	•	•	•		•		3	
47__ Ground Cloth®	•	•	•	•	•		•		3	
5D__ Kira 2	2	2	2	•	•		•		3	
8L__ Savannah	•	20	•	•	•		•	•		
8U__ Stitches (5Z__)									3	6
8W__ Strands	•	•	•	•	•		•		3	
<b>Price Category 4</b>										
2X__ Glisten	•	•	•	•	•		•		3	
6S__ Quilty	2	2	2	•	•		•		3	•
63__ Sironetta	•	•	•	•	•		•		3	

- 2 Available on all products except 54" and 60" wide.  
 3 Fabric is railroaded for all widths.  
 4 Not available on Action Office acoustical panels and not available on 54" and 60" wide products.  
 5 Not available on Action Office acoustical panels.  
 6 Available on seating products in select colors. See the "Proprietary Textile Colors-10-Day Seating" appendix.

- 10 Not available on Action Office connectors, cable management, and spacers.  
 20 Available only on Ethospace B-Style.  
 22 Not available as railroaded application option for Chain (2V\_\_) and Moiré (3A\_\_).



# Proprietary Textile Colors – 10-Day Workspaces

## Price Category 1

Bubbletack
100% polyester
8A01 Seashell White
8A02 Pearl Grey
8A07 Pebble Beige
8A19 Spa Blue

Chain
66" wide
100% recycled polyester
2V01 Pearl
2V02 Oyster
2V03 Wheat
2V04 Linen
2V05 Wicker
2V06 Bamboo
2V07 Sage
2V08 Spring Wood
2V09 Iceberg

Crossing
54" wide
86% antimony-free polyester
14% polyester
8T03 Wicker
8T04 Porcelain
8T05 Warm Grey
8T06 Sepia
8T07 Pumpkin
8T10 Tomato
8T11 Mulberry
8T13 Green Apple
8T14 Loden
8T15 Spruce
8T17 Cerulean
8T18 Indigo
8T19 Shale
8T20 Brownstone
8T21 Bark
8T22 Tin
8T23 Graphite
8T24 Black

Crossing
For systems products only.
54" wide
86% antimony-free polyester
14% polyester
8501 Ivory
8502 Oyster

Gem
54" wide
100% antimony-free polyester
9501 Sesame
9502 Tangerine
9503 Red
9510 Berry Blue
9512 Green Apple
9514 Black
9515 Slate Grey
9516 Fog

Grasscloth
66" wide
100% recycled polyester
2I01 Silver Birch
2I02 Pampas
2I03 Sedge
2I07 Lea
2I08 Taro
2I09 Steam Grey
2I10 Cayenne
2I11 Bottle Green
2I12 Surf
2I13 Gravel

Multiscrim™
60" wide
100% polyester
8B01 Seashell White
8B02 Pearl Grey
8B07 Pebble Beige
8B19 Spa Blue

Resonance
66" wide
100% polyester
5T04 Greige
5T05 Porcelain
5T06 Alabaster
5T15 Iris
5T28 Sugar
5T54 Saltbush

Scrim Trim
61" wide
82% polyester
18% spandex
8C01 Seashell White
8C02 Pearl Grey

Silkworm
66" wide
58% recycled polyester
42% polyester
2M01 Cocoon
2M02 Pongee
2M03 Saffron
2M04 Tussah
2M05 Ceylon
2M06 Jasmine
2M07 Shale
2M08 Monsoon

Slant
66" wide
51% polyester
49% recycled polyester
22F01 Beech Nut
22F02 Chamois
22F03 Chartreuse
22F04 Pesto
22F05 Peacock
22F06 Neptune
22F07 Blueberry
22F08 Boysenberry
22F09 Magenta
22F10 Pumpkin
22F11 Cranberry
22F12 Silver Birch
22F13 Blue Stone
22F14 Truffle
22F15 Shale

# Proprietary Textile Colors – 10-Day Workspaces

continued

## Price Category 2

Cord
66" wide
51% antimony-free polyester
49% polyester
5102 White Ash
5103 Linen
5104 Bamboo
5105 Sepia
5106 Wicker
5111 Spring Wood

Crepe
54" wide
100% recycled polyester
9201 Licorice
9203 Smoke
9209 Claret
9223 Cadet
9241 Beachglass
9243 Midnight
9244 Artichoke
9251 Fog
9252 Slate Grey
9260 Brownstone
9261 Shale
9262 Graphite
9263 Tomato
9264 Green Apple

Frost
66" wide
100% recycled polyester
5701 Bisque
5702 Abalone
5703 Porcelain
5704 Honey
5706 Sage
5710 Sable Grey

Grosgrain
66" wide
100% recycled polyester
8401 Pearl
8402 White Ash
8403 Warm Grey
8404 Khaki
8405 Oyster
8406 Celedon
8412 Tin

Horizon
54" wide
65% antimony-free polyester
35% polyester
4N01 Rye Grass
4N02 Sugar Pine
4N04 White Ash
4N05 Spring Wood
4N09 Oat Grass

Moiré
54" wide
100% recycled polyester
3A01 Concrete
3A03 Rattan
3A04 Chambray
3A12 Cork

Twist
54" wide
80% antimony-free polyester
13% recycled polyester
7% polyester
8R05 Wicker
8R07 Squash
8R09 Cayenne
8R10 Poppy
8R12 Garnet
8R14 Tin
8R15 Shale
8R16 Graphite
8R17 Birch
8R18 Sepia
8R20 Bayou
8R21 Periwinkle
8R22 Blueberry
8R23 Green Apple
8R24 Loden
8R25 Turquoise

Twist
For systems products only.
54" wide
80% antimony-free polyester
13% recycled polyester
7% polyester
5S01 Pearl
5S02 Ivory
5S03 Oyster

## Price Category 3

Bento
54" wide
100% antimony-free polyester
7001 Frost
7003 Khaki
7004 Truffle

Coil
54" wide
100% recycled polyester
8S01 Nougat
8S04 Molasses
8S06 Claret
8S09 Root
8S10 Pesto
8S11 Hemlock
8S12 Java
8S16 Ink
8S17 Black

Connection
66" wide
100% antimony-free polyester
1FB1 Oyster
1FB2 Linen
1FB3 Iceberg
1FB4 Silver Pine
1FB9 Metal

Current
66" wide
100% antimony-free polyester
1FC1 Oyster
1FC2 Linen
1FC3 Iceberg
1FC4 Silver Pine
1FC9 Metal

Price Category 3 continued  
on next page

# Proprietary Textile Colors – 10-Day Workspaces

continued

## Price Category 3

continued

Glaze
66" wide
100% recycled polyester
8Z01 Wicker
8Z03 Porcelain
8Z06 Rye
8Z07 Frost
8Z08 Silver Birch

Ground Cloth®
66" wide
100% polyester
4701 Vapor Grey
4721 Warm White
4722 Fog
4723 Straw
4724 Red Orange
4725 Wild Berry
4726 Green Apple
4727 Caribbean
4728 Midnight
4729 Cappuccino

Kira 2
54" wide
100% recycled polyester
5D13 Oasis
5D15 Ash
5D16 Falcon

Savannah
66" wide
76% recycled polyester
24% polypropylene
8L01 Pearl
8L07 Linen
8L10 Frost

Stitches
54" wide
54% polyester
46% recycled polyester
8U02 Rye
8U03 Khaki
8U07 Brick
8U11 Evening Blue
8U12 Charcoal
8U14 Olive
8U16 Cocoa
8U17 Seed

Stitches
For systems products only.
54" wide
54% polyester
46% recycled polyester
5Z01 White Ash

Strands
66" wide
100% recycled polyester
8W01 Pebble
8W02 Porcelain
8W03 Taupe
8W05 Khaki
8W08 Tin

## Price Category 4

Glisten
66" wide
84% polyester
16% recycled polyester
2X02 Rye
2X05 Iceberg
2X09 Pewter
2X10 Ash

Quilty
56" wide
100% antimony-free polyester
GreenShield
6S01 Wicker
6S04 Straw
6S05 Squash
6S06 Cayenne
6S07 Brick
6S10 Mink
6S11 Green Apple
6S13 Indigo

Sironetta
66" wide
100% recycled polyester
6301 Acapella
6302 Sonata
6303 Interlude
6308 Harmony





For more information about our products and services or to see a list of dealers, please visit us at [HermanMiller.com](http://HermanMiller.com) or call (800) 851 1196.

This book is recyclable. Printed in U.S.A. on recycled paper.

© 2016 Herman Miller, Inc., Zeeland, Michigan

® **HermanMiller**, 3D Intelligent, AO, Action Office, Aeron, ArcSpan, Ardea, Aside, Avall, Avive, Canvas Office Landscape, Caper, Celle, Co/Struc, Daisylene, Eames, Eco-Dematerialized, Embody, Envelop, Equa 2, Ergon 3, Ethospace, Fine-Tune, FlexFront, Flo, Formcoat, Formwork, Ground Cloth, Herman Miller for the Home, Herman Miller Healthcare, Intersect, Kinemat, Lapjack, Layout Studio, Lifework, Limerick, Live Unframed, Living Office, Locale, Maharam, Meridian, Mirra, Passage, Pellicle, Perspectives, PostureFit, Prospects, Public Office Landscape, Resolve, Rodney, Sayl, Setu, Thrive, Tu, Wishbone, Y-Tower, and Z-Axis are among the registered trademarks of Herman Miller, Inc., and its owned subsidiaries.

™ About Face, AireWeave, Albert, Backfit, Bubbletack, Burdick Group, Butterfly Back, Celeste, Cellular Suspension, Clam, Compass, Connect, DOT, Duracare, Durawrap, EnhancedAccess, Everywhere, Exclave, Flex-Edge, Flute, Harmonic, Herman Miller International Collection, Herman Miller Select, Hopsak 2, Iota, Jaw, Keyless Entry, Latitude, Locale, Logic Power Access Solutions, Loop, Lyris, Lyris 2, Metaform Portfolio, Multiscrim, My Studio Environments, Nelson, Pixelated Support, Q, Recline Selector, Renew, Sense, SoftPad, Stackable, Stackable Storage, Swoop, Tone, TriFlex, Twist, and Wireframe are among the trademarks of Herman Miller, Inc., and its owned subsidiaries.

SM Herman Miller Options is among the service marks of Herman Miller, Inc.

Alexander Girard® is a registered trademark of The Alexander Girard Estate.

Chemsurf® is a registered trademark of Wilsonart International.

Corian® is a registered trademark of E.I. du Pont de Nemours and Company Corporation.

Crypton® is a registered trademark of Crypton, Inc.

DACRON® is a registered trademark of INVISTA S.a r.l.

Edelman® Leather is a registered trademark of Edelman Leather, Inc.

FLEXNET™ is a trademark of Milliken & Company.

Floor Saver Glide® is a registered trademark of Carpin Manufacturing, Inc.

Geiger® is a registered trademark, and Bumper™ and Ward Bennett™ are trademarks, of Geiger International.

Goetz™ is a trademark of Mark W. Goetz.

Hang-It-All® is a registered trademark of Lucia Eames Demetrios, d.b.a. Eames Office.

Holophane® is a registered trademark of Holophane.

Ingeo™ is a trademark of Cargill Dow LLC.

iPad® is a registered trademark of Apple, Inc.

LifeSize® is a registered trademark of LifeSize Communications, Inc.

Magis®, Bombo®, and Me Too® are registered trademarks of Magis SpA.

Microsoft® and Natural® Keyboard are registered trademarks of Microsoft Corporation.

MOTOROLA XOOM™ is a trademark of Motorola Trademark Holdings, LLC.

Noguchi® and the Noguchi table configuration (trade dress) are registered trademarks, and Rudder Table™ is a trademark, of The Isamu Noguchi Foundation and Garden Museum.

Place Textiles® is a registered trademark of Place Textiles.

SuperSeat™ is a trademark of Dahti Seating, a division of ITW.