



Prices effective February 1, 2016

Passage® Desking System

10-Day or Less

Introduction	page 2
Passage® Desking System 10-Day or Less	3
Work Surfaces	5
Energy Distribution	12
Territory	16
Storage	19
Work Organizers	22
Lighting	23
Indices	25
By Name	25
By Number	27
Appendices	
10-Day or Less Order Information	
10-Day Keyed-Alike Information	
Proprietary Textiles Application Chart - 10-Day Workspaces	
Proprietary Textile Colors - 10-Day Workspaces	
For the latest materials information, refer to the Materials pages on HermanMiller.com.	

Introduction

A Note on the Organization of This Book

There are a few signals that will help you understand the organization of this book. Once you know them, you should be able to find your way around easily.

Like a newspaper, this book is formatted with columns of text and illustrations that run vertically.

Information wraps from one column to the next and continues for as many pages as it needs to.

Black bars are clues.

A black bar at the top of a page signals the start of information about a product.

Specification Information, which always begins at the top of a column, includes a series of steps. Each step represents a decision you need to make in order to complete your product number. Steps must be followed sequentially. The number of pages needed to complete information on a product varies; some will be complete in one page; others may fill three or four pages. Just continue going through the steps until you run into the next product, signaled by the black bar at the top of the page.

Black tabs running along the outside edge of the page help you locate what section you are in or what section you want to go to. You can thumb forwards or backwards to find a section; tabs and text appear on both sides of the page.

The additional pages in the back of the book include the appendices and indices. They are signaled by a long black bar running along the outside edge of the page.

The index is presented two ways.

The first index is in alphabetical order by product name. It can be helpful if you are new to the products and numbering scheme or if you are looking for a type of product, such as work chair or round table.

The second index is by product number. It lists, in alphanumeric order, the base product number, typically a five-digit number.

General Information

This book is effective February 1, 2016, subject to change without notice. Products may be purchased from authorized Herman Miller dealers who will quote prices upon request. For more information about our products and services or to see a list of dealers, visit www.HermanMiller.com.

All prices are list prices. Additional services, such as planning services, design, storage, and installation, are not included and must be added to these prices when the additional services are requested.

Illustrations, specifications, and prices are based on the latest information at the time of publication. The right is reserved to make changes at any time without notice in prices, fabrics, finishes, materials, specifications, and models, and also to discontinue models and finishes.

For additional product information such as dimensional drawings and product descriptions, refer to the standard price books.

Service problems are normally handled by a Herman Miller authorized dealer. Where this cannot be accomplished on a local level, service problems should be referred to the Customer Care Representative for your region, Herman Miller, Inc., Zeeland, Michigan 49464.

Work Surfaces

Energy Distribution

Territory

Storage

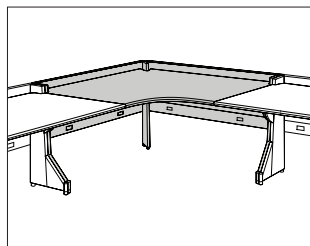
Work Organizers

Lighting



Corner Desk Module

PA1LA.
PA1LC.
PA1LE.



Specification Information

Step 1.

PA1

Step 2. Top/Edge Material

L	laminate top with thermoplastic edge	+\$0
----------	--------------------------------------	------

Step 3. Back Panel Type/Material

A.	full back panel with metal top and metal bottom	+\$79
C.	17"-high back panel with metal top and open bottom	+\$49
E.	13"-high back panel with metal top and open bottom	+\$0

Step 4. Size

AB	24" deep left x 48" wide left x 48" wide right x 24" deep right	+\$1644
-----------	---	---------

Step 5. Support

22	left recessed leg and right recessed leg	+\$0
23	left recessed leg and right C-leg	+\$0
24	left recessed leg and right full end panel	+\$0
32	left C-leg and right recessed leg	+\$0
42	left full end panel and right recessed leg	+\$0

Step 6. Power

For full back panel with metal top and metal bottom (A.) or 17"-high back panel with metal top and open bottom (C.)

N	nonpowered	+\$0
P	powered	+\$289

For 13"-high back panel with metal top and open bottom (E.)

N	nonpowered	+\$0
----------	------------	------

Step 7. Understructure Finish

See Finish Colors list for paint codes

Nonmetallic Paint

BU	black umber	+\$0
G2	graphite satin	+\$0
HF	inner tone light	+\$0
LU	soft white	+\$0
MT	medium tone	+\$0
SG	slate grey	+\$0

Step 8. Top Finish

For wood veneer surfaces, wood composite edge color complements wood veneer top color.

Solid-Color Laminate

HF	inner tone light	+\$0
LU	soft white	+\$0

Wood-Grain Laminate

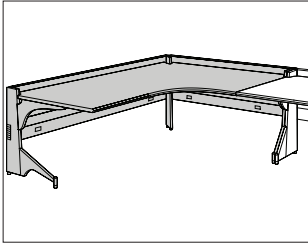
HM	natural maple	+\$0
HX	aged cherry	+\$0

Step 9. Edge Finish

BU	black umber	+\$0
G2	graphite satin	+\$0
HF	inner tone light	+\$0
LU	soft white	+\$0
MT	medium tone	+\$0

Extended Corner Desk Module

PA2LA.
PA2LC.
PA2LE.



Passage® Work Surfaces

Specification Information

Step 1.

PA2

Step 2. Top/Edge Material

L laminate top with thermoplastic edge +\$0

Step 3. Back Panel Type/Material

A. full back panel with metal top and metal bottom +\$79

C. 17"-high back panel with metal top and open bottom +\$49

E. 13"-high back panel with metal top and open bottom +\$0

Step 4. Size

BB 24" deep left x 48" wide left x 60" wide right x 24" deep right +\$1851

BD 24" deep left x 48" wide left x 72" wide right x 24" deep right +\$2072

AJ 24" deep left x 60" wide left x 48" wide right x 24" deep right +\$1851

AL 24" deep left x 72" wide left x 48" wide right x 24" deep right +\$2072

Step 5. Support

22 left recessed leg and right recessed leg +\$0

23 left recessed leg and right C-leg +\$0

24 left recessed leg and right full end panel +\$0

32 left C-leg and right recessed leg +\$0

33 left C-leg and right C-leg +\$0

34 left C-leg and right full end panel +\$0

42 left full end panel and right recessed leg +\$0

43 left full end panel and right C-leg +\$0

44 left full end panel and right full end panel +\$0

Step 6. Power

For full back panel with metal top and metal bottom (A.) or 17"-high back panel with metal top and open bottom (C.)

N nonpowered +\$0

P powered +\$330

For 13"-high back panel with metal top and open bottom (E.)

N nonpowered +\$0

Step 7. Understructure Finish

See Finish Colors list for paint codes

Nonmetallic Paint

BU black umber +\$0

G2 graphite satin +\$0

HF inner tone light +\$0

LU soft white +\$0

MT medium tone +\$0

SG slate grey +\$0

Step 8. Top Finish

For wood veneer surfaces, wood composite edge color complements wood veneer top color.

Solid-Color Laminate

HF inner tone light +\$0

LU soft white +\$0

Wood-Grain Laminate

HM natural maple +\$0

HX aged cherry +\$0

Step 9. Edge Finish

BU black umber +\$0

G2 graphite satin +\$0

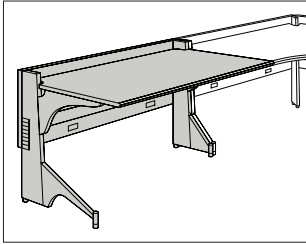
HF inner tone light +\$0

LU soft white +\$0

MT medium tone +\$0

Rectangular Desk Module

PB1LA.
PB1LC.
PB1LE.



Specification Information

Step 1.

PB1

Step 2. Top/Edge Material

L laminate top with thermoplastic edge +\$0

Step 3. Back Panel Type/Material

A. full back panel with metal top and metal bottom +\$79
C. 17"-high back panel with metal top and open bottom +\$49
E. 13"-high back panel with metal top and open bottom +\$0

Step 4. Size

DA 24" deep x 24" wide +\$1003
DB 24" deep x 30" wide +\$1038
DC 24" deep x 36" wide +\$1076
DD 24" deep x 42" wide +\$1114
DE 24" deep x 48" wide +\$1151
DG 24" deep x 60" wide +\$1297

Step 5. Support

22 left recessed leg and right recessed leg +\$0
23 left recessed leg and right C-leg +\$0
24 left recessed leg and right full end panel +\$0
32 left C-leg and right recessed leg +\$0
33 left C-leg and right C-leg +\$0
34 left C-leg and right full end panel +\$0
42 left full end panel and right recessed leg +\$0
43 left full end panel and right C-leg +\$0
44 left full end panel and right full end panel +\$0

Step 6. Power

For full back panel with metal top and metal bottom (A.) or 17"-high back panel with metal top and open bottom (C.)

N nonpowered +\$0
P powered +\$146

For 13"-high back panel with metal top and open bottom (E.)

N nonpowered +\$0

Step 7. Understructure Finish

See Finish Colors list for paint codes

Nonmetallic Paint

BU	black umber	+\$0
G2	graphite satin	+\$0
HF	inner tone light	+\$0
LU	soft white	+\$0
MT	medium tone	+\$0
SG	slate grey	+\$0

Step 8. Top Finish

For wood veneer surfaces, wood composite edge color complements wood veneer top color.

Solid-Color Laminate

HF	inner tone light	+\$0
LU	soft white	+\$0

Wood-Grain Laminate

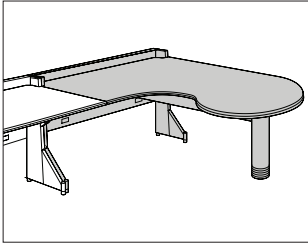
HM	natural maple	+\$0
HX	aged cherry	+\$0

Step 9. Edge Finish

BU	black umber	+\$0
G2	graphite satin	+\$0
HF	inner tone light	+\$0
LU	soft white	+\$0
MT	medium tone	+\$0

Ellipse Peninsula Desk Module

PC2LA.
PC2LC.
PC2LE.



Specification Information

Step 1.

PC2

Step 2. Top/Edge Material

L laminate top with thermoplastic edge +\$0

Step 3. Back Panel Type/Material

A. full back panel with metal top and metal bottom +\$79

C. 17"-high back panel with metal top and open bottom +\$49

E. 13"-high back panel with metal top and open bottom +\$0

Step 4. Size

GG 24" deep left x 48" wide x 72" deep right +\$2110

GH 24" deep left x 48" wide x 78" deep right +\$2259

GB 72" deep left x 48" wide x 24" deep right +\$2110

GC 78" deep left x 48" wide x 24" deep right +\$2259

Step 5. Support

For 24" deep left x 48" wide x 72" deep right (GG) or 24" deep left x 48" wide x 78" deep right (GH)

22 left recessed leg and right recessed leg +\$0

24 left recessed leg and right full end panel +\$0

For 72" deep left x 48" wide x 24" deep right (GB) or 78" deep left x 48" wide x 24" deep right (GC)

22 left recessed leg and right recessed leg +\$0

42 left full end panel and right recessed leg +\$0

Step 6. Power

For full back panel with metal top and metal bottom (A.) or 17"-high back panel with metal top and open bottom (C.)

N nonpowered +\$0

P powered +\$146

For 13"-high back panel with metal top and open bottom (E.)

N nonpowered +\$0

Step 7. Understructure Finish

See Finish Colors list for paint codes

Nonmetallic Paint

BU black umber +\$0

G2 graphite satin +\$0

HF inner tone light +\$0

LU soft white +\$0

MT medium tone +\$0

SG slate grey +\$0

Step 8. Top Finish

For wood veneer surfaces, wood composite edge color complements wood veneer top color.

Solid-Color Laminate

HF inner tone light +\$0

LU soft white +\$0

Wood-Grain Laminate

HM natural maple +\$0

HX aged cherry +\$0

Step 9. Edge Finish

BU black umber +\$0

G2 graphite satin +\$0

HF inner tone light +\$0

LU soft white +\$0

MT medium tone +\$0

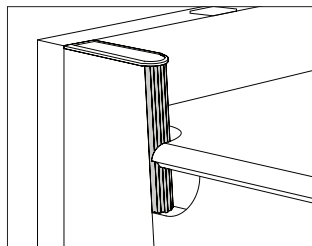
Step 10. Modesty Panel

SP 9" modesty panel +\$0

MP 24" modesty panel +\$182

Height-Adjustment Filler Kit

PL100.



Specification Information

Step 1.

PL100.

Step 2. Usage

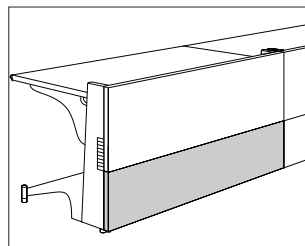
- C** for corner or extended corner desk modules
- S** for rectangular, curvilinear, or peninsula desk modules or desk module extension

Prices for Steps 1-2.

PL100. C	\$66
S	\$49

Straight Back Panel Conversion Kit

PL202.



Specification Information

Step 1.

PL20

Step 2. Type

- 2.** 13"-high metal back panel kit +\$50

Step 3. Width

30	30" wide	+\$102
42	42" wide	+\$118
48	48" wide	+\$125
60	60" wide	+\$140

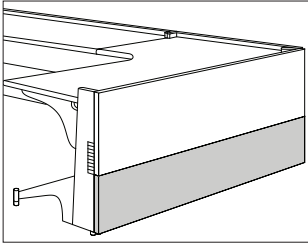
Step 4. Surface Finish

See Finish Colors list for paint codes

Nonmetallic Paint

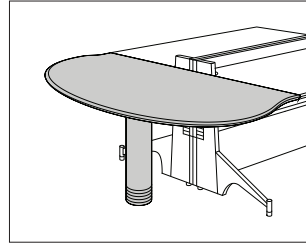
BU	black umber	+\$0
G2	graphite satin	+\$0
HF	inner tone light	+\$0
LU	soft white	+\$0
MT	medium tone	+\$0
SG	slate grey	+\$0

Corner Back Panel Conversion Kit PL202.



Specification Information		
Step 1.		
PL20		
Step 2. Type		
2.	13"-high metal back panel kit	+\$50
Step 3. Width		
42L	42" wide Left	+\$118
42R	42" wide right	+\$118
48L	48" wide left	+\$125
48R	48" wide right	+\$125
60L	60" wide left	+\$140
60R	60" wide right	+\$140
Step 4. Surface Finish		
Nonmetallic Paint		
BU	black umber	+\$0
G2	graphite satin	+\$0
HF	inner tone light	+\$0
LU	soft white	+\$0
MT	medium tone	+\$0
SG	slate grey	+\$0

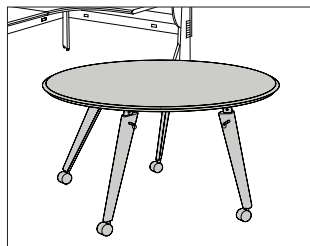
D-Shaped Work Surface PD110.



Specification Information		
Step 1.		
PD110.		
Step 2. Depth/Width		
3048	30" deep x 48" wide	+\$1003
Step 3. Top/Edge Material		
L	laminate top with thermoplastic edge	+\$0
Step 4. Understructure Finish		
<i>See Finish Colors list for paint codes</i>		
Nonmetallic Paint		
BU	black umber	+\$0
G2	graphite satin	+\$0
HF	inner tone light	+\$0
LU	soft white	+\$0
MT	medium tone	+\$0
SG	slate grey	+\$0
Step 5. Top Finish		
<i>For wood veneer surfaces, wood composite edge color complements wood veneer top color.</i>		
Solid-Color Laminate		
HF	inner tone light	+\$0
LU	soft white	+\$0
Wood-Grain Laminate		
HM	natural maple	+\$0
HX	aged cherry	+\$0
Step 6. Edge Finish		
BU	black umber	+\$0
G2	graphite satin	+\$0
HF	inner tone light	+\$0
LU	soft white	+\$0
MT	medium tone	+\$0

Oval Mobile Table

PE121.



Specification Information

Step 1.

PE12

Step 2. Height Adjustment

1. adjustable height +\$1297

Step 3. Depth/Width

3042 30" deep x 42" wide +\$0

3654 36" deep x 54" wide +\$117

Step 4. Top/Edge Material

L laminate top with thermoplastic edge +\$0

Step 5. Leg Finish

See Finish Colors list for paint codes

Nonmetallic Paint

BU black umber +\$0

G2 graphite satin +\$0

HF inner tone light +\$0

LU soft white +\$0

MT medium tone +\$0

SG slate grey +\$0

Step 6. Top Finish

For wood veneer surfaces, wood composite edge color complements wood veneer top color.

Solid-Color Laminate

HF inner tone light +\$0

LU soft white +\$0

Wood-Grain Laminate

HM natural maple +\$0

HX aged cherry +\$0

Step 7. Edge Finish

BU black umber +\$0

G2 graphite satin +\$0

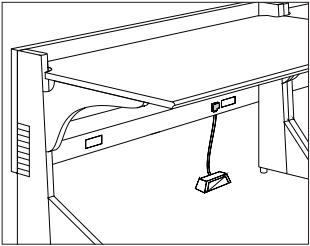
HF inner tone light +\$0

LU soft white +\$0

MT medium tone +\$0

Power Entry, Direct Connect

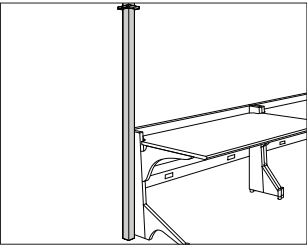
PG210.



Specification Information		
Step 1.		
PG210.		
Step 2. Length		
06	6' long	
12	12' long	
Prices for Steps 1-2.		
PG210. 06		\$159
12		\$208

Ceiling Power Entry

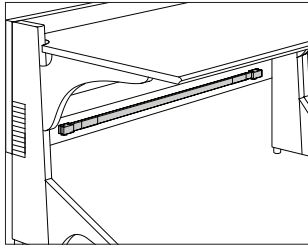
PG230.



Specification Information	
Step 1.	
PG230.	
Step 2. Harness	
P	powered
Prices for Steps 1-2.	
PG230. P	\$360

Power Harness

PG310.



Specification Information

Step 1.

PG310.

Step 2. Width

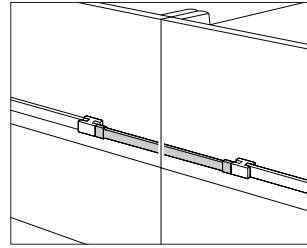
24	24" wide
30	30" wide
36	36" wide
42	42" wide
48	48" wide
60	60" wide
72	72" wide

Prices for Steps 1-2.

PG310. 24	\$160
30	\$160
36	\$160
42	\$160
48	\$160
60	\$160
72	\$186

Power Jumper

PG320.



Specification Information

Step 1.

PG320.

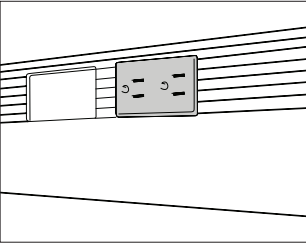
Step 2. Length/Usage

13	12 ³ / ₄ "-long for corner or extended corner desk module
14	14 ³ / ₄ "-long for 3-way connection
15	14 ³ / ₄ "-long for 4-way connection
17	16 ³ / ₄ "-long for in-line 2-way connection

Prices for Steps 1-2.

PG320. 13	\$60
14	\$106
15	\$136
17	\$60

Receptacle, 4 Circuit, 15 Amp
(package of 6) K1311.



Specification Information

Step 1.
K1311.

Step 2. Type

- A duplex, circuit a
- B duplex, circuit b
- C duplex, circuit c
- DN duplex, circuit d
- BI duplex, circuit b, isolated ground
- CI duplex, circuit c, isolated ground
- D duplex, circuit d, isolated ground

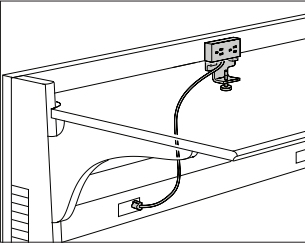
Prices for Steps 1-2.

K1311. A	\$203
B	\$203
C	\$203
DN	\$203
BI	\$203
CI	\$203
D	\$203

Step 3. Surface Finish

8Q	folkstone grey	+\$0
BU	black umber	+\$0
CL	cool grey neutral	+\$0
HF	inner tone light	+\$0
LT	light tone	+\$0
LU	soft white	+\$0
MT	medium tone	+\$0
SG	slate grey	+\$0
WL	sandstone	+\$0
WN	warm grey neutral	+\$0

Work Surface-Attached Electrical Distributor Y1314.

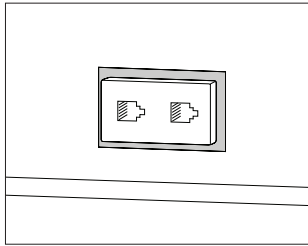


Specification Information

Step 1.
Y1314. \$216

Communication Port Faceplate
Reducer

G1189.



Specification Information

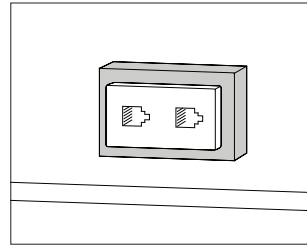
Step 1.

G1189.A

\$47

Communication Port Faceplate
Extender

G1189.



Specification Information

Step 1.

G1189.B

\$60

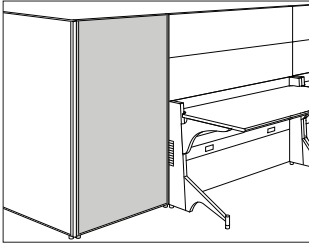
Step 2. Surface Finish

8Q	folkstone grey	+\$0
BU	black umber	+\$0
CL	cool grey neutral	+\$0
HF	inner tone light	+\$0
MT	medium tone	+\$0
WL	sandstone	+\$0
WN	warm grey neutral	+\$0

Passage® Energy Distribution

Full-Height Screen

PH100.
PH101.
PH102.



Specification Information

Step 1.

PH10

Step 2. Height

0.	67" high	+\$51
1.	49" high	+\$0
2.	59" high	+\$27

Step 3. Width

24	24" wide	+\$804
36	36" wide	+\$1078

Step 4. Inside Surface Finish

See application chart and textiles list for fabric usage and numbers.
First 2 digits of number indicate fabric line; remaining digit(s) indicate fabric color.

Price Category 1	+\$0
Price Category 2	+\$13
Price Category 3	+\$25
Price Category 4	+\$37

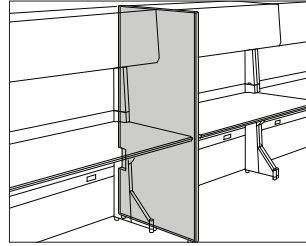
Step 5. Outside Surface Finish

See application chart and textiles list for fabric usage and numbers.
First 2 digits of number indicate fabric line; remaining digit(s) indicate fabric color.

Price Category 1	+\$0
Price Category 2	+\$13
Price Category 3	+\$25
Price Category 4	+\$37

Full-Height Screen with Cable Pass-Through

PH110.
PH111.
PH112.



Specification Information

Step 1.

PH11

Step 2. Height

0.	67" high	+\$51
1.	49" high	+\$0
2.	59" high	+\$27

Step 3. Width

24	24" wide	+\$880
-----------	----------	--------

Step 4. Inside Surface Finish

See application chart and textiles list for fabric usage and numbers.
First 2 digits of number indicate fabric line; remaining digit(s) indicate fabric color.

Price Category 1	+\$0
Price Category 2	+\$13
Price Category 3	+\$25
Price Category 4	+\$37

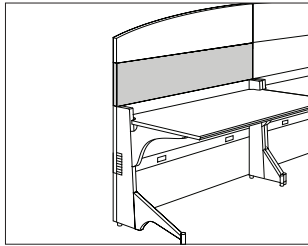
Step 5. Outside Surface Finish

See application chart and textiles list for fabric usage and numbers.
First 2 digits of number indicate fabric line; remaining digit(s) indicate fabric color.

Price Category 1	+\$0
Price Category 2	+\$13
Price Category 3	+\$25
Price Category 4	+\$37

Stackable™ Screen

PH200.



Specification Information

Step 1.

PH200.

Step 2. Height

10	10" high	+\$0
18	18" high	+\$44

Step 3. Width

24	24" wide	+\$280
30	30" wide	+\$296
36	36" wide	+\$307
42	42" wide	+\$325
48	48" wide	+\$339
60	60" wide	+\$369
72	72" wide	+\$415

Step 4. Bevel/Position

For 24" wide (24), 30" wide (30), or 36" wide (36)

S	straight edge	+\$0
----------	---------------	------

For 42" wide (42), 48" wide (48), 60" wide (60), or 72" wide (72)

L	beveled right edge for left side of corner	+\$0
R	beveled left edge for right side of corner	+\$0
S	straight edge	+\$0

Step 5. Inside Tackable Surface Finish

See application chart and textiles list for fabric usage and numbers.

First 2 digits of number indicate fabric line; remaining digit(s) indicate fabric color.

Price Category 1	+\$0
Price Category 2	+\$7
Price Category 3	+\$9
Price Category 4	+\$19

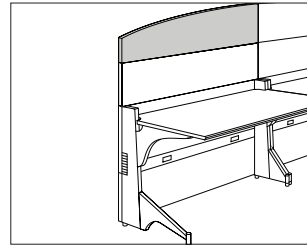
Step 6. Outside Tackable Surface Finish

See application chart and textiles list for fabric usage and numbers.

First 2 digits of number indicate fabric line; remaining digit(s) indicate fabric color.

Price Category 1	+\$0
Price Category 2	+\$7
Price Category 3	+\$9
Price Category 4	+\$19

Arc Screen

PH210.
PH211.

Specification Information

Step 1.

PH21

Step 2. Height

0.	10" high left x 18" high right	+\$0
1.	18" high left x 10" high right	+\$0

Step 3. Width

48	48" wide	+\$537
60	60" wide	+\$568
72	72" wide	+\$599

Step 4. Bevel/Position

For 10" high left x 18" high right (0.) with 48" wide (48), 60" wide (60), or 72" wide (72)

L	beveled right edge for left side of corner	+\$0
S	straight edge	+\$0

For 18" high left x 10" high right (1.) with 48" wide (48), 60" wide (60), or 72" wide (72)

R	beveled left edge for right side of corner	+\$0
S	straight edge	+\$0

Step 5. Inside Tackable Surface Finish

See application chart and textiles list for fabric usage and numbers.

First 2 digits of number indicate fabric line; remaining digit(s) indicate fabric color.

Price Category 1	+\$0
Price Category 2	+\$7
Price Category 3	+\$9
Price Category 4	+\$19

Step 6. Outside Tackable Surface Finish

See application chart and textiles list for fabric usage and numbers.

First 2 digits of number indicate fabric line; remaining digit(s) indicate fabric color.

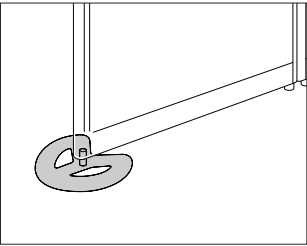
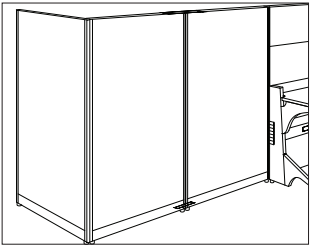
Price Category 1	+\$0
Price Category 2	+\$7
Price Category 3	+\$9
Price Category 4	+\$19

Screen-to-Screen Connector

PH910.

Full-Height Screen Stabilizer

PH980.



Specification Information

Step 1.
PH910.

Step 2. Position

- S** straight connection
- A** 90° connection

Prices for Steps 1-2.

PH910. S	\$67
A	\$75

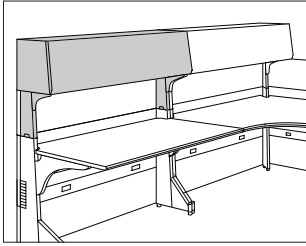
Specification Information

Step 1.
PH980.

\$112

Flipper Door Unit

PJ100.



Specification Information

Step 1.

PJ10

Step 2. Mechanism

0. standard lift/close +\$0

Step 3. Width

24	24" wide	+\$667
30	30" wide	+\$719
36	36" wide	+\$773
42	42" wide	+\$827
48	48" wide	+\$879
60	60" wide	+\$1003

Step 4. Front Material

For standard lift/close (o.) with 24" wide (24), 30" wide (30), 36" wide (36), 42" wide (42), or 48" wide (48)

P	paint front	+\$0
B	fabric front	+\$120

For standard lift/close (o.) with 60" wide (60)

P	paint front	+\$0
B	fabric front	+\$236

Step 5. Painted Front/Case Finish

See Finish Colors list for paint codes

Nonmetallic Paint

BU	black umber	+\$0
G2	graphite satin	+\$0
HF	inner tone light	+\$0
LU	soft white	+\$0
MT	medium tone	+\$0
SG	slate grey	+\$0

Step 6. Fabric/Veneer Front Finish

For fabric front (B)

See application chart and textiles list for fabric usage and numbers. First 2 digits of number indicate fabric line; remaining digit(s) indicate fabric color.

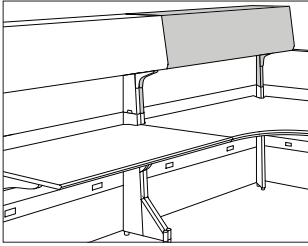
Price Category 1	+\$0
Price Category 2	+\$13
Price Category 3	+\$19
Price Category 4	+\$31

Step 7. Lock

KA	keyed alike	+\$0
KC	keyed differently, chrome	+\$0
KD	keyed differently, black	+\$0

Corner Flipper Door Unit

PJ110.



Specification Information

Step 1.

PJ11

Step 2. Mechanism

0. standard lift/close +\$0

Step 3. Width

47L	47" wide left	+\$879
47R	47" wide right	+\$879
48L	48" wide left	+\$879
48R	48" wide right	+\$879
59L	59" wide left	+\$1003
59R	59" wide right	+\$1003
60L	60" wide left	+\$1003
60R	60" wide right	+\$1003
71L	71" wide left	+\$1110
71R	71" wide right	+\$1110
72L	72" wide left	+\$1110
72R	72" wide right	+\$1110

Step 4. Front Material

For standard lift/close (0.) with 47" wide left (47L), 47" wide right (47R), 48" wide left (48L), or 48" wide right (48R)

P	painted front	+\$0
B	fabric front	+\$120

For standard lift/close (0.) with 59" wide left (59L), 59" wide right (59R), 60" wide left (60L), 60" wide right (60R), 71" wide left (71L), 71" wide right (71R), 72" wide left (72L), or 72" wide right (72R)

P	painted front	+\$0
B	fabric front	+\$236

Step 5. Painted Front/Case Finish

See Finish Colors list for paint codes

Nonmetallic Paint

BU	black umber	+\$0
G2	graphite satin	+\$0
HF	inner tone light	+\$0
LU	soft white	+\$0
MT	medium tone	+\$0
SG	slate grey	+\$0

Step 6. Fabric/Veneer Front Finish

For fabric front (B)

See application chart and textiles list for fabric usage and numbers.

First 2 digits of number indicate fabric line; remaining digit(s) indicate fabric color.

Price Category 1	+\$0
Price Category 2	+\$13
Price Category 3	+\$19
Price Category 4	+\$31

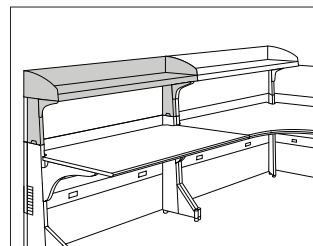
Step 7. Lock

KA	keyed alike	+\$0
KC	keyed differently, chrome	+\$0
KD	keyed differently, black	+\$0

Passage® Storage

Shelf

PJ500.



Specification Information

Step 1.

PJ500.

Step 2. Width

24	24" wide
30	30" wide
36	36" wide
42	42" wide
48	48" wide
60	60" wide

Prices for Steps 1-2.

PJ500. 24	\$320
30	\$335
36	\$352
42	\$382
48	\$396
60	\$427

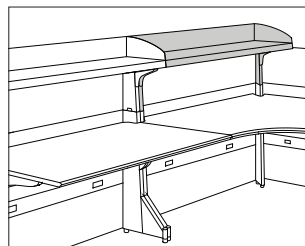
Step 3. Surface Finish

Nonmetallic Paint

BU	black umber	+\$0
G2	graphite satin	+\$0
HF	inner tone light	+\$0
LU	soft white	+\$0
MT	medium tone	+\$0
SG	slate grey	+\$0

Corner Shelf

PJ510.



Specification Information

Step 1.

PJ510.

Step 2. Width

47L	47" wide left
47R	47" wide right
48L	48" wide left
48R	48" wide right
59L	59" wide left
59R	59" wide right
60L	60" wide left
60R	60" wide right
71L	71" wide left
71R	71" wide right
72L	72" wide left
72R	72" wide right

Prices for Steps 1-2.

PJ510. 47L	\$396
47R	\$396
48L	\$396
48R	\$396
59L	\$427
59R	\$427
60L	\$427
60R	\$427
71L	\$458
71R	\$458
72L	\$458
72R	\$458

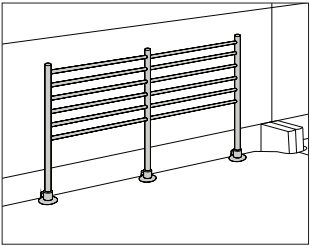
Step 3. Surface Finish

See Finish Colors list for paint codes

Nonmetallic Paint

BU	black umber	+\$0
G2	graphite satin	+\$0
HF	inner tone light	+\$0
LU	soft white	+\$0
MT	medium tone	+\$0
SG	slate grey	+\$0

Work Surface-Attached Tool RailY7000.



Specification Information

Step 1.

Y7000.

Step 2. Width

14 14" wide

29 29" wide

Prices for Steps 1-2.

Y7000. 14	\$203
29	\$312

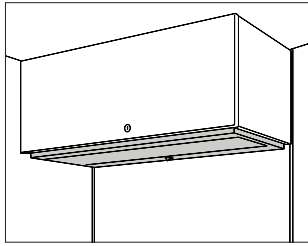
Step 3. Surface Finish

8Q	folkstone grey	+\$0
BU	black umber	+\$0
CN	metallic champagne	+\$0
G2	graphite satin	+\$0
HF	inner tone light	+\$0
LU	soft white	+\$0
MS	metallic silver	+\$0
MT	medium tone	+\$0
SG	slate grey	+\$0
WL	sandstone	+\$0

Passage® Work Organizers

Energy-Efficient Task Light

G6120.
G6121.
G6123.



Specification Information

Step 1.

G612

Step 2. Code Requirements

- 0. meets local codes including Canada
- 1. meets Chicago codes
- 3. meets New York City codes

Step 3. Width

24	24" wide
30	30" wide
36	36" wide
42	42" wide
48	48" wide
60	60" wide

Step 4. Dimmer

For 24" wide (24)

N no dimmer

For 30" wide (30), 36" wide (36), 42" wide (42), 48" wide (48), or 60" wide (60)

N no dimmer
D 3-step dimmer

Step 5. Bracket Option

S for Action Office® or Ethospace® Systems or Canvas
Q for C-style storage or E3234.
P for Passage® Desking System

Prices for Steps 1-5.

	S	Q	P
G6120. 24 N	\$307	307	307
30 N	\$318	318	318
D	\$349	349	349
36 N	\$326	326	326
D	\$359	359	359
42 N	\$341	341	341
D	\$373	373	373
48 N	\$348	348	348
D	\$381	381	381
60 N	\$380	380	380
D	\$419	419	419
G6121. 24 N	\$352	352	352

30 N	\$369	369	369
D	\$401	401	401
36 N	\$376	376	376
D	\$415	415	415
42 N	\$387	387	387
D	\$426	426	426
48 N	\$395	395	395
D	\$433	433	433
60 N	\$431	431	431
D	\$475	475	475

G6123. 24 N	\$304	304	304
30 N	\$330	330	330
D	\$365	365	365
36 N	\$340	340	340
D	\$372	372	372
42 N	\$348	348	348
D	\$381	381	381
48 N	\$358	358	358
D	\$393	393	393
60 N	\$393	393	393
D	\$431	431	431

Step 6. Surface Finish

For Action Office® or Ethospace® Systems or Canvas (S) or C-style storage or E3234. (Q)

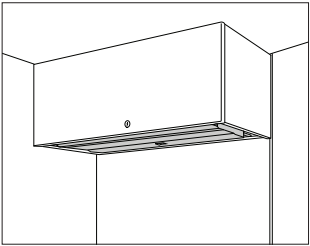
8Q	folkstone grey	+\$0
91	white	+\$0
BU	black umber	+\$0
CL	cool grey neutral	+\$0
HF	inner tone light	+\$0
LT	light tone	+\$0
LU	soft white	+\$0
MT	medium tone	+\$0
WL	sandstone	+\$0
WN	warm grey neutral	+\$0
EH	metallic bronze	+\$15

For Passage® Desking System (P)

BU	black umber	+\$0
-----------	-------------	------

Utility Task Light

G6136.
G6137.



Specification Information

Step 1.

G613

Step 2. Code Requirements

- 6. meets local codes including Canada and New York City
- 7. meets Chicago codes

Step 3. Width

- 24 24" wide
- 30 30" wide
- 42 42" wide
- 60 60" wide

Step 4. Attachment Bracket

- S for Action Office® or Ethospace® Systems or Canvas
- Q for C-style storage or E3234.
- P for Passage® Desking System
- F for 5000 Series Furniture
- T for transaction surface/counter top/wood cabinets

Prices for Steps 1-4.

	S	Q	P	F	T
G6136. 24	\$226	226	226	226	226
30	\$230	230	230	230	230
42	\$253	253	253	253	253
60	\$281	281	281	281	281
G6137. 24	\$304	304	304	304	304
30	\$308	308	308	308	308
42	\$330	330	330	330	330
60	\$361	361	361	361	361

Passage® Lighting

Index by Product Name

Passage® Desking System 10-Day or Less	
Arc Screen	page(s) 17
Ceiling Power Entry	12
Communication Port Faceplate Extender	15
Communication Port Faceplate Reducer	15
Corner Back Panel Conversion Kit	10
Corner Desk Module	5
Corner Flipper Door Unit	20
Corner Shelf	21
D-Shaped Work Surface	10
Ellipse Peninsula Desk Module	8
Energy-Efficient Task Light	23
Extended Corner Desk Module	6
Flipper Door Unit	19
Full-Height Screen	16
Full-Height Screen Stabilizer	18
Full-Height Screen with Cable Pass-Through	16
Height-Adjustment Filler Kit	9
Oval Mobile Table	11
Power Entry, Direct Connect	12
Power Harness	13
Power Jumper	13
Receptacle, 4 Circuit, 15 Amp (package of 6)	14
Rectangular Desk Module	7
Screen-to-Screen Connector	18
Shelf	21
Stackable™ Screen	17
Straight Back Panel Conversion Kit	9
Utility Task Light	24
Work Surface-Attached Electrical Distributor	14
Work Surface-Attached Tool Rail	22



Index by Product Number

G1189. Communication Port Faceplate Extender	page(s) 15
G1189. Communication Port Faceplate Reducer	15
G6120. Energy-Efficient Task Light	23
G6121.	
G6123.	
G6136. Utility Task Light	24
G6137.	
K1311. Receptacle, 4 Circuit, 15 Amp (package of 6)	14
PA1LA. Corner Desk Module	5
PA1LC.	
PA1LE.	
PA2LA. Extended Corner Desk Module	6
PA2LC.	
PA2LE.	
PB1LA. Rectangular Desk Module	7
PB1LC.	
PB1LE.	
PC2LA. Ellipse Peninsula Desk Module	8
PC2LC.	
PC2LE.	
PD110. D-Shaped Work Surface	10
PE121. Oval Mobile Table	11
PG210. Power Entry, Direct Connect	12
PG230. Ceiling Power Entry	12
PG310. Power Harness	13
PG320. Power Jumper	13
PH100. Full-Height Screen	16
PH101.	
PH102.	
PH110. Full-Height Screen with Cable Pass-Through	16
PH111.	
PH112.	
PH200. Stackable™ Screen	17
PH210. Arc Screen	17
PH211.	
PH910. Screen-to-Screen Connector	18
PH980. Full-Height Screen Stabilizer	18
PJ100. Flipper Door Unit	19
PJ110. Corner Flipper Door Unit	20
PJ500. Shelf	21
PJ510. Corner Shelf	21
PL100. Height-Adjustment Filler Kit	9
PL202. Corner Back Panel Conversion Kit	10
PL202. Straight Back Panel Conversion Kit	9
Y1314. Work Surface-Attached Electrical Distributor	14
Y7000. Work Surface-Attached Tool Rail	22



10-Day or Less Order Information

10-Day or Less Program

10-day or less products are designed for established Herman Miller dealers with pre-approved credit.

Products are distributed from multiple West Michigan manufacturing facilities. These include Holland, Spring Lake, and Zeeland. Orders will be shipped within 10 business days or less from the date of Herman Miller acknowledgement.

Ordering Procedures

1. Please place orders through Order Manager. If this is not available to you, place orders through mail or fax. Verbal purchase orders will not be accepted.
Order Entry fax number for Passage®, 5000 Series, and Meridian® Filing and Storage: (616) 846 9236.
Order Entry fax number for all other products: (616) 654 3085.
2. Orders must be clearly marked “10-day or less program” and include only 10-day or less products. Orders not marked this way will be processed under standard lead times. Orders for standard lead times must be placed on a separate purchase order.
3. Only fabrics and finishes listed with each product are available through the 10-day or less program.
4. For any 10-day or less project over \$250,000 list price, please contact your Customer Care representative within 48 hours of order entry to reserve lead time.
5. For more information, contact your Customer Care representative at: (866) 854 3048 EXT 3400.

Shipments and Delivery

Per Herman Miller Terms and Conditions.

Changes and Cancellation

Per Herman Miller Terms and Conditions.



10-Day Keyed-Alike Information

Keyed-Alike Locks

All components with locks may be specified keyed alike. Products with keyed-alike locks will be shipped with lock chassis installed. Installation of lock cylinders will be on-site according to instructions provided. Herman Miller, Inc. will not be responsible for lock cylinder installation.

When specifying product keyed-alike, include separate lines on your order for the lock cylinders.

For Action Office®, Ethospace®, or Passage® products, list cylinder part number and key number (232092-XXX); select a key number (or numbers) between 226 and 427, excluding numbers 408 and 412.

For Tu® Storage, Meridian® Storage, or 5000 Series, see the following charts.

Keyed-alike locks are field installed.

To order keyed-alike locks for Action Office® Series 1 and 2 door panels, please contact Customer Care.

A master key can be used to open any lock on an attached or freestanding component. In addition, a removal key or lock change tool is required to remove lock plugs. Customers interested in ordering master keys, removal keys, or lock change tools should contact Customer Care.

For Tu Storage, Meridian Storage, or 5000 Series desk components with pedestals, specify as follows:

Specification Code	Key Number	Color	Lock Series
KA	232092-XXX ¹	black	UM series 226 - 427
KA	1B2JK7-XXX ¹	chrome	UM series 226 - 427

For 5000 Series flipper door unit with bezel or credenza storage cabinet with bezel, specify as follows:

Specification Code	Key Number	Color	Lock Series
KA	232092-XXX ¹	black	UM series 226 - 427

Key Number:
XXX¹ = a key number between 226 and 427 (excluding 408 and 412)



Proprietary Textiles Application Chart – 10-Day Workspaces

- Available

Application Note: Herman Miller cannot guarantee material/pattern alignment in adjacent products. For example, a fabric's pattern may not align from one screen to the next, or from one panel to the next.

	Action Office® Panels/Connectors	B-Style Flipper Doors	B-Style Tackboards	E-Style Flipper Doors	Ethospace® Tiles/Connectors	Ethospace Attaching Screens	Canvas Office Landscape® Tiles	Resolve® Boundary Screens	5000 Series Storage and Tackboards	Seating
Price Category 1										
8A__ Bubbletack							•			
2V__ Chain	•	•	•	•	•		22		3	
8T__ Crossing (85__)	5	2	2	•			•		3	6
95__ Gem	2	2	2	•	•		•		3	•
2I__ Grasscloth	•	•	•	•	•		•		3	
8B__ Multiscrim™						•		•		
5T__ Resonance	•	•	•	•	•		•		3	
8C__ Scrim Trim								•		
2M__ Silkworm	•	•	•	•	•		•		3	
22F__ Slant	10		•		•		•		3	
Price Category 2										
51__ Cord	•	•	•	•	•		•		3	
92__ Crepe	2	•	•	•	•		•		3	•
57__ Frost	•	•	•	•	•		•		3	
84__ Grosgrain	5			•	•		•		3	
4N__ Horizon	2	2	2	•	•		•		3	
3A__ Moiré		2	2	•	•		22		3	
8R__ Twist (55__)	4	2	2	•	•		•		3	6
Price Category 3										
70__ Bento	2	2	2	•			•		3	•
8S__ Coil	2	2	2	•	•		•		3	•
1FB__ Connection	•	•	•	•	•		•		3	
1FC__ Current	•	•	•	•	•		•		3	
8Z__ Glaze	•	•	•	•	•		•		3	
47__ Ground Cloth®	•	•	•	•	•		•		3	
5D__ Kira 2	2	2	2	•	•		•		3	
8L__ Savannah	•	20	•	•	•		•	•		
8U__ Stitches (5Z__)									3	6
8W__ Strands	•	•	•	•	•		•		3	
Price Category 4										
2X__ Glisten	•	•	•	•	•		•		3	
6S__ Quilty	2	2	2	•	•		•		3	•
63__ Sironetta	•	•	•	•	•		•		3	

- 2 Available on all products except 54" and 60" wide.
 3 Fabric is railroaded for all widths.
 4 Not available on Action Office acoustical panels and not available on 54" and 60" wide products.
 5 Not available on Action Office acoustical panels.
 6 Available on seating products in select colors. See the "Proprietary Textile Colors-10-Day Seating" appendix.

- 10 Not available on Action Office connectors, cable management, and spacers.
 20 Available only on Ethospace B-Style.
 22 Not available as railroaded application option for Chain (2V__) and Moiré (3A__).



Proprietary Textile Colors – 10-Day Workspaces

Price Category 1

Bubbletack
100% polyester
8A01 Seashell White
8A02 Pearl Grey
8A07 Pebble Beige
8A19 Spa Blue

Chain
66" wide
100% recycled polyester
2V02 Oyster
2V04 Linen
2V05 Wicker
2V08 Spring Wood
2V09 Iceberg

Crossing
54" wide
86% antimony-free polyester
14% polyester
8T03 Wicker
8T04 Porcelain
8T05 Warm Grey
8T06 Sepia
8T07 Pumpkin
8T10 Tomato
8T11 Mulberry
8T13 Green Apple
8T14 Loden
8T15 Spruce
8T17 Cerulean
8T18 Indigo
8T19 Shale
8T20 Brownstone
8T21 Bark
8T22 Tin
8T23 Graphite
8T24 Black

Crossing
For systems products only.
54" wide
86% antimony-free polyester
14% polyester
8501 Ivory
8502 Oyster

Gem
54" wide
100% antimony-free polyester
9501 Sesame
9502 Tangerine
9503 Red
9510 Berry Blue
9512 Green Apple
9514 Black
9515 Slate Grey
9516 Fog

Grasscloth
66" wide
100% recycled polyester
2I01 Silver Birch
2I02 Pampas
2I03 Sedge
2I07 Lea
2I08 Taro
2I09 Steam Grey
2I10 Cayenne
2I11 Bottle Green
2I12 Surf
2I13 Gravel

Multiscrim™
60" wide
100% polyester
8B01 Seashell White
8B02 Pearl Grey
8B07 Pebble Beige
8B19 Spa Blue

Resonance
66" wide
100% polyester
5T04 Greige
5T05 Porcelain
5T06 Alabaster
5T15 Iris
5T28 Sugar
5T54 Saltbush

Scrim Trim
61" wide
82% polyester
18% spandex
8C01 Seashell White
8C02 Pearl Grey

Silkworm
66" wide
58% recycled polyester
42% polyester
2M01 Cocoon
2M02 Pongee
2M03 Saffron
2M04 Tussah

Slant
66" wide
51% polyester
49% recycled polyester
22F01 Beech Nut
22F02 Chamois
22F03 Chartreuse
22F04 Pesto
22F05 Peacock
22F06 Neptune
22F07 Blueberry
22F08 Boysenberry
22F09 Magenta
22F10 Pumpkin
22F11 Cranberry
22F12 Silver Birch
22F13 Blue Stone
22F14 Truffle
22F15 Shale

Price Category 2

Cord
66" wide
51% antimony-free polyester
49% polyester
5102 White Ash
5103 Linen
5104 Bamboo
5105 Sepia
5111 Spring Wood

Crepe
54" wide
100% recycled polyester
9201 Licorice
9203 Smoke
9209 Claret
9241 Beachglass
9243 Midnight
9244 Artichoke
9251 Fog
9252 Slate Grey
9260 Brownstone
9261 Shale
9262 Graphite
9263 Tomato
9264 Green Apple

Frost
66" wide
100% recycled polyester
5701 Bisque
5702 Abalone
5703 Porcelain
5704 Honey
5706 Sage
5710 Sable Grey

Grosgrain
66" wide
100% recycled polyester
8401 Pearl
8402 White Ash
8404 Khaki
8412 Tin

Price Category 2 continued
on next page

Proprietary Textile Colors – 10-Day Workspaces

continued

Price Category 2

continued

Horizon
54" wide
65% antimony-free polyester
35% polyester

4N01 Rye Grass
4N02 Sugar Pine
4N04 White Ash
4N05 Spring Wood
4N09 Oat Grass

Moiré
54" wide
100% recycled polyester
3A01 Concrete
3A03 Rattan
3A04 Chambray
3A12 Cork

Twist
54" wide
80% antimony-free polyester
13% recycled polyester
7% polyester

8R05 Wicker
8R07 Squash
8R09 Cayenne
8R10 Poppy
8R12 Garnet
8R14 Tin
8R15 Shale
8R16 Graphite
8R17 Birch
8R18 Sepia
8R20 Bayou
8R21 Periwinkle
8R22 Blueberry
8R23 Green Apple
8R24 Loden
8R25 Turquoise

Twist
For systems products only.
54" wide
80% antimony-free polyester
13% recycled polyester
7% polyester
5S01 Pearl
5S02 Ivory
5S03 Oyster

Price Category 3

Bento
54" wide
100% antimony-free polyester
7003 Khaki
7004 Truffle

Coil
54" wide
100% recycled polyester

8S01 Nougat
8S06 Claret
8S11 Hemlock
8S12 Java
8S16 Ink
8S17 Black

Connection
66" wide
100% antimony-free polyester
1FB1 Oyster
1FB2 Linen
1FB3 Iceberg
1FB4 Silver Pine
1FB9 Metal

Current
66" wide
100% antimony-free polyester
1FC1 Oyster
1FC2 Linen
1FC3 Iceberg
1FC4 Silver Pine
1FC9 Metal

Glaze
66" wide
100% recycled polyester
8Z01 Wicker
8Z03 Porcelain
8Z06 Rye
8Z07 Frost
8Z08 Silver Birch

Ground Cloth®
66" wide
100% polyester
4701 Vapor Grey
4721 Warm White
4722 Fog
4723 Straw
4724 Red Orange
4725 Wild Berry
4726 Green Apple
4727 Caribbean
4728 Midnight
4729 Cappuccino

Kira 2
54" wide
100% recycled polyester
5D13 Oasis
5D15 Ash
5D16 Falcon

Savannah
66" wide
76% recycled polyester
24% polypropelene
8L01 Pearl
8L07 Linen
8L10 Frost

*Price Category 3 continued
on next page*

Proprietary Textile Colors – 10-Day Workspaces

continued

Price Category 3

continued

Stitches

54" wide
54% polyester
46% recycled polyester

8U02 Rye
8U03 Khaki
8U07 Brick
8U11 Evening Blue
8U12 Charcoal
8U14 Olive
8U16 Cocoa
8U17 Seed

Stitches

For systems products only.
54" wide
54% polyester
46% recycled polyester
5Z01 White Ash

Strands

66" wide
100% recycled polyester
8W01 Pebble
8W02 Porcelain
8W03 Taupe
8W05 Khaki
8W08 Tin

Price Category 4

Glisten

66" wide
84% polyester
16% recycled polyester

2X02 Rye
2X05 Iceberg
2X09 Pewter
2X10 Ash

Quilty

56" wide
100% antimony-free polyester
GreenShield

6S01 Wicker
6S05 Squash
6S06 Cayenne
6S10 Mink
6S11 Green Apple

Sironetta

66" wide
100% recycled polyester

6301 Acapella
6302 Sonata
6303 Interlude
6308 Harmony



For more information about our products and services or to see a list of dealers, please visit us at HermanMiller.com or call (800) 851 1196.

This book is recyclable. Printed in U.S.A. on recycled paper.

© 2016 Herman Miller, Inc., Zeeland, Michigan

® **HermanMiller**, 3D Intelligent, AO, Action Office, Aeron, ArcSpan, Ardea, Aside, Avall, Avive, Canvas Office Landscape, Caper, Celle, Co/Struc, Daisylene, Eames, Eco-Dematerialized, Embody, Envelop, Equa 2, Ergon 3, Ethospace, Fine-Tune, FlexFront, Flo, Formcoat, Formwork, Ground Cloth, Herman Miller for the Home, Herman Miller Healthcare, Intersect, Kinemat, Lapjack, Layout Studio, Lifework, Limerick, Live Unframed, Living Office, Locale, Maharam, Meridian, Mirra, Passage, Pellicle, Perspectives, PostureFit, Prospects, Public Office Landscape, Resolve, Rodney, Sayl, Setu, Thrive, Tu, Wishbone, Y-Tower, and Z-Axis are among the registered trademarks of Herman Miller, Inc., and its owned subsidiaries.

™ About Face, AireWeave, Albert, Backfit, Bubbletack, Burdick Group, Butterfly Back, Celeste, Cellular Suspension, Clam, Compass, Connect, DOT, Duracare, Durawrap, EnhancedAccess, Everywhere, Exclave, Flex-Edge, Flute, Harmonic, Herman Miller International Collection, Herman Miller Select, Hopsak 2, Iota, Jaw, Keyless Entry, Latitude, Locale, Logic Power Access Solutions, Loop, Lyris, Lyris 2, Metaform Portfolio, Multiscrim, My Studio Environments, Nelson, Pixelated Support, Q, Recline Selector, Renew, Sense, SoftPad, Stackable, Stackable Storage, Swoop, Tone, TriFlex, Twist, and Wireframe are among the trademarks of Herman Miller, Inc., and its owned subsidiaries.

SM Herman Miller Options is among the service marks of Herman Miller, Inc.

Alexander Girard® is a registered trademark of The Alexander Girard Estate.

Chemsurf® is a registered trademark of Wilsonart International.

Corian® is a registered trademark of E.I. du Pont de Nemours and Company Corporation.

Crypton® is a registered trademark of Crypton, Inc.

DACRON® is a registered trademark of INVISTA S.a r.l.

Edelman® Leather is a registered trademark of Edelman Leather, Inc.

FLEXNET™ is a trademark of Milliken & Company.

Floor Saver Glide® is a registered trademark of Carpin Manufacturing, Inc.

Geiger® is a registered trademark, and Bumper™ and Ward Bennett™ are trademarks, of Geiger International.

Goetz™ is a trademark of Mark W. Goetz.

Hang-It-All® is a registered trademark of Lucia Eames Demetrios, d.b.a. Eames Office.

Holophane® is a registered trademark of Holophane.

Ingeo™ is a trademark of Cargill Dow LLC.

iPad® is a registered trademark of Apple, Inc.

LifeSize® is a registered trademark of LifeSize Communications, Inc.

Magis®, Bombo®, and Me Too® are registered trademarks of Magis SpA.

Microsoft® and Natural® Keyboard are registered trademarks of Microsoft Corporation.

MOTOROLA XOOM™ is a trademark of Motorola Trademark Holdings, LLC.

Noguchi® and the Noguchi table configuration (trade dress) are registered trademarks, and Rudder Table™ is a trademark, of The Isamu Noguchi Foundation and Garden Museum.

Place Textiles® is a registered trademark of Place Textiles.

SuperSeat™ is a trademark of Dahti Seating, a division of ITW.