

PRIORITY™ Price List

Legacy Collection



This price list includes only Priority Legacy Collection models. These models feature product design and construction prior to June 23, 2014. Please refer to the Priority Price List for the complete offering which supports every type of work environment from private office to benching.

This price list is effective February 1, 2016 and supercedes all previously printed or electronically released versions.

➤ See page

General Information

How to Use this Price List	2
How to Specify Our Products	3
Terms & Conditions	4
Asset Tag Locations	5
Product Warranty	6
Sustainability	7
ANSI/BIFMA	8
Locking Information	9

Planning

Overview	11
Private Office Solutions	12
Assembled & Modular Caseworks	13
Assembled Caseworks	14
Factory-Installed Grommet Options	15
Modular Support	16
Storage Solutions	17
Flush-Mount Pedestals	18
Pedestals with Spacers	19
Mobile Pedestals & Low Storage	20
Lateral Files	21
16"D Vertical Storage	22
24" & 30"D Vertical Storage	23

Pricing	25
----------------	----

Model Number Index	54
---------------------------	----

Finishes & Materials	A1
---------------------------------	----

How to Use this Price List

We suggest that you familiarize yourself with the format of this price list. You'll find information about the product line, planning guidelines, pricing, and how to specify the product.

Refer to the General Information section for Terms and Conditions and Warranty information.

Planning pages offer a quick look at the distinguishing features of the product line, as well as provide detailed information about the product, connections that can be made with other models, planning factors, and applications guidelines.

Pricing pages list each model individually along with its list prices. How to Specify steps instruct you how to build a complete model that includes all of its options and materials. See page 3 for detailed information about how to specify Kimball Office products.

Look in the Finishes and Materials appendix to see what materials and finishes are available. Matrices for wood finishes, laminate, paint, fabrics, and other surface materials offer a quick reference by product for the entire Kimball Office product offering.

Planning	See page 11
Pricing	25
Model Number Index	54
Finishes & Materials	A1

Kimball Office has made every effort to make this price list accurate and complete with all of the information you need to specify our products.

Dimensions provided in this price list are nominal. Products are manufactured to meet standard industry tolerances.

Illustrations and specifications contained in this price list are based on the latest product information at time of publication. Kimball Office reserves the right to make changes at any time without notice.

Standard product modifications are available on select products. See the Product Modifications Price List at www.kimballoffice.com

Items listed herein are considered by Kimball Office as portable furniture and as such are subject to local fire, electrical, and building codes applicable to portable furniture.

Only Underwriters' Laboratory (U.L.) or Canadian Standards Association (C.S.A.) listed electrical components are used in electrical devices and are so labeled.

The customer is responsible for the proper application of products to the local codes under which installation must be made. Further specifications are available on request.



How to Specify Our Products

Complete specifications are built by following a set of steps. These “How to Specify” steps are located in the far right column of each pricing page and are specific to the models found on that page. These steps will guide you in the proper order to specify the base model, materials, finishes, options, etc.

Base model numbers may be comprised of two or more steps. For concise presentation, some model numbers have been truncated within the pricing table.

- The steps numbered using a solid circle with a white number inside (e.g., ①, ②, or ③) make up of the base model number.
- Steps numbered using an outlined circle with black number inside (e.g., ④, ⑦, or ⑨) are required to complete the specification.

PRIORITY Legacy		Double-Pedestal Desks		Locking Information	
				See page 10	
				Product Information	
				13	
				Price Categories	
				26	
				Finishes & Materials	
				31	
		Model		Standard Includes	
				• Back-to-the-table-width pedestal, left	
				• Back-to-the-table-width pedestal, right	
				• One lock per pedestal	
				• Standard module panel	
				• Two tapered access doors	
				• Two lock openings	
				How to Specify	
				① Model	
				② Worksurface/thickness materials	
				③ Laminates with PVC underlayment	
				④ Laminates with wood veneer	
				⑤ Wood with wood veneer	
				⑥ Pedestal option	
				⑦ Rim profile	
				⑧ Finishes	
				⑨ Lock options	
				⑩ Key specific (K20), specify 2 lock cores	
				⑪ Worksurface/grout option	
				⑫ See page 10 for designators	
				⑬ No grout	
				⑭ Worksurface finish price group	
				⑮ STD - Group 1 (+25%)	
				⑯ Worksurface finish designator	
				⑰ Choose finish designator (panel for L and W models)	
				⑱ Choose finish designator (panel for L and W models)	
				⑲ STD - Group 1 (+25%)	
				⑳ STD - Group 2 (+25%)	
				㉑ Fin finish designator (panel for W models)	
				㉒ Wood interior drawer option (panel for standard drawers and L models)	
				㉓ Wood interior drawers (+45%)	

“Standard Includes”

lists what is included as part of the base model.

Follow these steps to build a complete model number.

Selections that will incur an upcharge or decrease to the base price are noted within the “How to Specify” steps.

Planning	See page 11
Pricing	25
Model Number Index	54
Finishes & Materials	A1

Pricing Table Abbreviations:

D = Depth

W = Width

H = Height

T = Thickness

AO = Approach Overhang

ED = End Depth

KW = Kneespace Width

KH = Kneespace Height

WC = Worksurface Clearance

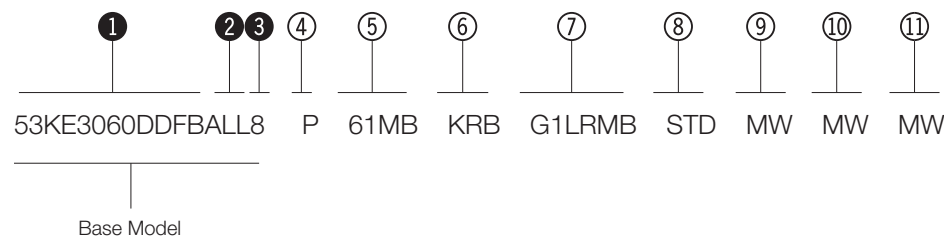
Electronic Catalog and Specification Software:

Kimball Office promotes the use of electronic drawing and specification tools to automate the furniture sales, design, and specification process. We provide our symbol and product information to industry leading design and specification software companies. We work closely with 20-20 Technologies Inc. to develop additional automation routines for our products; these are available in CAP and Giza software tools. We also partner with KISP and all of our products are available in The KITS collaborator™. As noted in our Terms and Conditions, the customer bears the responsibility for order correctness.

Sample Specification:

The example below shows a complete model number for an **arc-top double pedestal desk**.

See page 25 for the corresponding pricing table and How to Specify steps.



Note: Steps ⑩ and ⑪ were not applicable for the laminate with wood rim model and were omitted for the specification as indicated in the How to Specify steps.

Terms and Conditions

Ordering Procedures:

Purchase orders must be received with complete information, which includes the following:

- Complete/valid model numbers
- All textiles, finish, and material specifications for each line item.
- "Ship to" address and contact
- Special shipping instructions (tagging, requested dates, etc.)
- Billing address
- Net prices

Submit orders electronically via EDI or OrderXchange.

To order literature or check order status on-line, please visit us at
www.kimballoffice.com.

The customer bears sole responsibility for order correctness. Orders are accepted only by issuance of Kimball Office's formal order confirmation and are subject to the terms and conditions set forth herein, notwithstanding any variance in terms and conditions set forth on buyer's order forms.

The order confirmation is the final agreement between the customer and Kimball Office and supersedes all prior oral, written or electronically transmitted statements regarding the order. Kimball Office will attempt to meet all requested ship or delivery dates. If no specific date is requested, we will assign the best possible ship date available.

Changes and Cancellations:

A confirmed order may not be changed or cancelled, in whole or in part, without prior written consent of Kimball Office. Expenses incurred because of the changes shall be charged to the Purchaser. In the event of cancellations, Purchaser will be liable for reasonable cancellation charges established by Kimball Office. Changes may affect delivery dates.

No changes or cancellations will be accepted after order entry for non-standard lead time products including:

- Kwik Office offerings
- Engineer-to-Order (modified or non-standard products)
- Alliance program upholstery
- Customer's Own Material (COM)
- Customer's Own Leather (COL)
- Customer Specified Laminate (CSL)
- Customer Specified Paint (CSP)
- Mock Ups
- Service Parts/Replacements

Modified Product:

Our manufacturing flexibility allows us to accommodate requests for non-cataloged product. We are happy to discuss your unique product requirements and determine feasibility and pricing.

➤Contact **By Design** for assistance at 800.482.1616 extension 6002.

Finishes and Materials:

Wood Finish Color Matching

Each piece of natural veneer offers unique texture and grain. Minor variations in finish color and value may occur due to the natural characteristics of wood. Kimball Office carefully selects all materials used in every product ensuring a commercially acceptable color and finish. Factors such as aging and exposure to light alter finishes.

Fabric Color Matching

Kimball Office will always ship a satisfactory commercial match on fabric. Because of industry dye-lot variation, colors may not match exactly.

Terms and Pricing:

Net 30 days. If the invoice amount is not paid in full within the terms of the invoice, the invoice may be subject to a monthly finance charge equal to the lesser of 1.5% or the highest amount permitted by law. List prices include freight charges; however, they do not include:

- Storage and insurance charges
 - Sales and other taxes
 - Local delivery, unloading, or installation
- These items will be invoiced as separate line items.

All prices herein are delivered list price, unless noted, effective August 24, 2015, and supersede all other published prices. Prices shown cover standard product only, additional charges will be applied for changes to standard product. Kimball Office reserves the right to change prices without prior notice. Prices herein are only for shipment within the continental United States or Canada.

Selling Information

Distribution of this price list does not in itself constitute an offer to sell. Orders can be received only from authorized Kimball Office customers. Kimball Office price lists and catalogs are not available to the general public.

Product Design:

Kimball Office reserves the right to make changes in design, specifications, and construction or discontinue products without prior notice.

Shipping/Freight:

Products are priced and will be delivered C.P.T. one contiguous U.S. destination, one Canadian destination or one port of exit, freight prepaid (Incoterms 2010). Title shall transfer with risk of loss.

Kimball Office reserves the right to select the most appropriate shipping terms.

Planning	➤See page 11
Pricing	25
Model Number Index	54
Finishes & Materials	A1

Contact Information:

Kimball Office

1600 Royal Street
Jasper, Indiana 47549
800.482.1818
812.482.8300 (fax)

Government Sales Customer Service

800.647.2010

Terms & Conditions

continued

Delivery:

Normal delivery hours are 8:00 a.m. to 5:00 p.m. Monday through Thursday and 8:00 a.m. to 3:00 p.m. on Friday. Any delivery arrangements made outside of normal delivery times are subject to additional charges.

➤ See at right.

Any charges incurred because of failure to receive a shipment or offload a shipment in a timely manner (maximum time allowed to offload trailer: 3 hours), will be billed to the sold-to customer.

Any charges as a result of rerouting a shipment while in transit will be billed to the sold-to customer.

Any order requiring **Special Delivery Service** will incur additional charges. All such requirements must be noted on the purchase order. These are services that are not included in the standard price of the product or require the usage of specialized carriers. These services include:

- Weekend delivery (after 3:00 p.m. Friday through Sunday evening)—minimum \$500 charge.
- Inside delivery—minimum \$50 charge.
Note: Must be approved and coordinated 10 days prior to shipment.
- Non-dock delivery—minimum \$50 charge.
- JIT delivery (specific day and/or time)—Orders under \$25,000 list will incur a \$125 charge.
- Rush delivery (1-3 days from ship date)—Contact Customer Service for charges.

Carrier Selection

Kimball Office reserves the right to select the most appropriate mode of shipment. Kimball Office relinquishes all responsibility for goods shipped upon a clean receipt from the carrier. Customer bears the risk of loss or damage during shipment.

Packaging

Kimball Office's standard method of shipping is to carton all items. Certain full truck load shipments may qualify for special consideration. Contact Kimball Office for guidelines. International shipments can be crated at the customer's request. The expense of crating will be the responsibility of the customer.

Palletizing

Kimball Office may elect to palletize key products on projects when it effectively reduces carton waste and improves stability within the shipment.

Loss, Damage, or Delay

Kimball Office shall not be liable for loss, damage, detention or delay resulting from causes beyond its reasonable control including but not limited to fire, strike, weather, wreck or delay in transportation. In the event of delay due to any such cause, the delivery date will be postponed by such length of time as may be reasonably necessary to compensate for the delay.

Storage

If the customer requests a change of ship date and the product is in production, Kimball Office reserves the right to transfer the product to storage at the customer's risk and expense. All requests to store product must be approved by Kimball Office Customer Service and may be subject to storage fees. Such transfer to storage will be deemed delivery to the customer for all purposes including insurance, liabilities, invoicing, and payment.

Returned Merchandise

Merchandise will only be accepted for return under the following conditions:

- ① The product is a "made to stock" item; and
- ② Return Goods Authorization (RGA) is given to you by your Customer Service Team.

All returns are subject to a 50% restocking fee. All freight charges for returned product are the responsibility of the customer. Unauthorized returns will not be accepted and will be returned freight collect. All merchandise being returned must be properly packed and protected in the original cartons. Upon receipt, all returned merchandise will be thoroughly inspected. Any discrepancies, such as additional damage, signs of usage, missing parts, etc., will result in an adjustment to the amount of credit issued.

Claim Process:

All products produced by Kimball Office are carefully inspected and properly cartoned prior to shipment. All shipments are delivered to the transportation company in good condition. If you receive a shipment that has damage, product shortages, or delivery has been delayed by the transportation carrier, **the following steps must be taken:**

- ① Before signing for the merchandise, make notation of all visible damage, shortages and/or time of truck arrival on the bill of lading.
- ② Contact Customer Service within 15 calendar days of delivery receipt to report issue. We will advise whether a freight claim will need to be filed based on mode of transportation.
- ③ If claim must be filed, carrier must be contacted within 15 calendar days of delivery. Retain all shipping cartons for inspection by the carrier agent.
- ④ A copy of the Carrier Disposition Letter must be sent to Customer Service to receive additional credit on concealed damage issues via Redistribution/ LTL carrier shipments.

For Concealed Damage, follow steps 2 through 4.

Planning	➤ See page 11
Pricing	25
Model Number Index	54
Finishes & Materials	A1

Asset Tag Locations:

Bar code labels have been placed on most Kimball Office products.

Products with pedestals or lateral files

Underside of top drawer near front edge in right pedestal (if no right pedestal, left pedestal).

Highback organizers and overhead cabinets

Back left of task light facade.

Bookcases

Underside of lowest shelf (not bottom panel) on the left front edge. If glass shelves, top panel in cornice area.

Vertical storage cabinets

Underside of top drawer near front edge. If no drawers, underside of lowest shelf on left front edge.

Bridges, corner units, worksurfaces, computer support furniture, P-, U-, and keyhole-shaped desks

Underside of the top surface (user's side) on the front edge.

Component modesty panels

Center top of the panel on the inside (kneespace area).

Tables

Underside of table top near the outside edge.

Product Warranty

Lifetime Assurance of Quality

Our Pledge:

Kimball Office stands behind the craftsmanship of our products. When brought to our attention, we will address warranty issues quickly and effectively.

Recommendations:

Facilities managers and users are urged to make periodic inspections to look for signs of structural fatigue, damage or potential failure that may occur as a result of daily handling and use. Inspections should include the structural joints, corner blocks, screws or fasteners, welds, and any other points of stress. If any problems are found, the product should be taken out of service and Kimball Office Customer Service should be contacted promptly at 800-482-1818.

Limited Product Warranty:

Kimball Office warrants that its products are free from defects in materials and workmanship given normal use and care for a lifetime of single-shift service. Normal use is defined as the equivalent of a single shift, 40-hour work week.

Exception: Ita and Campos seating models are warranted for three-shift (24/7) service. Wish seating, excluding Wish Classic, is warranted for three-shift (24/7) service and up to 400 lb. user weight.

Exception: Some products and parts have limited warranty periods.

➤ See lists at right.

At its option, Kimball Office will repair or replace with comparable product, free of charge to the customer, any product, part or component manufactured and/or sold by Kimball Office in North America after November 6, 2000, which fails under normal use as a result of such defect.

In the event that use of a product exceeds normal use as defined above, the warranty period for such product will be reduced to 12 years from date of manufacture, and the warranty for the product's

components that fall under different warranty limitations, as listed at right, will be reduced to one-third of the original warranty.

This warranty is made by Kimball Office to the original customer for as long as the original customer owns and uses the product.

This warranty is only valid if the products are given normal and proper use, and installed or used in accordance with Kimball Office installation and/or application guidelines, and installed by an authorized Kimball Office dealer or agent. Kimball Office assumes no responsibility for repairs to products sustaining damages resulting from user modification, attachments to a product, misuse, abuse, alteration, or negligent use of our products.

EXCEPT AS EXPRESSLY SET FORTH ABOVE, THERE ARE NO OTHER WARRANTIES EITHER EXPRESS OR IMPLIED, INCLUDING BUT NOT LIMITED TO ANY WARRANTY OF MERCHANTABILITY OR FITNESS FOR ANY PARTICULAR PURPOSE. WE EXCLUDE AND WILL NOT PAY CONSEQUENTIAL, PUNITIVE, OR INCIDENTAL DAMAGES UNDER THIS WARRANTY.

All warranties run from date of manufacture.

Warranty Periods:

Warranty periods are limited for certain products and/or component parts as follows:

10-Year Warranty

- Seating mechanisms
- Veneers
- Laminate
- Pneumatic lifts (cylinder assembly)

5-Year Warranty

- High-wear parts (such as casters, glides, drawer slides, moving chair arms)
- Electrical/power products

- Inflatable lumbar supports
- Lighting
- Desk sets
- Monitor arms
- Keyboard kits
- Covering materials (such as foam, most textiles, 3D laminate, and decorative trim)
- Marker Boards

3-Year Warranty

- Wool felt
- Custom products
- Carnegie fabrics
- Ita mesh
- Campos mesh
- Wish mesh

Warranty Exclusions:

This warranty does not cover:

- The substitution of non-Kimball Office components for use in place of Kimball Office components
- Naturally occurring variations and differences in grain character and color between and within wood species
- Natural variations in marble and leather
- Damage caused by a freight carrier
- Normal wear and tear arising from product use
- Damage resulting from improper use or storage of the product
- C.O.M. (Customer's Own Material) or any other non-standard material specified by the customer, including attributes such as appearance, durability, quality, performance, colorfastness, etc.
- Alliance program fabrics
- Fabric, leather, and felt fading and wear, discoloration from contact with liquids or change in color or texture caused by application of finishes (flame proofing, stain resistance)
- Alterations to the product not expressly authorized by Kimball Office
- Products considered to be of consumable nature (such as bulbs, light ballast, and certain electronic products)

Planning	➤ See page 11
Pricing	25
Model Number Index	54
Finishes & Materials	A1

Process for Warranty Issues:

- ① A customer should contact his or her dealer, who will contact Customer Service at 800-482-1818. The purchase order or acknowledgement number, model number, and a detailed description of the warranty issue should be provided. **Serial numbers may be required** before the claim can be processed.
- ② Customer Service will determine and pre-approve all resolutions to the claim, such as replacement units, service parts, and labor charges related to repair or redelivery of damaged or defective product.
- ③ Upon approval, a Case Number and resolution will be assigned to an authorized dealer, and all parts and components necessary for repair/replace will be sent to the authorized dealer, which will carry out the resolution. The dealer should include the Case Number on all invoices for reimbursement once the warranty repair/replace has been completed. Kimball Office shall not be the responsible for any unauthorized expenses. Kimball Office will only accept dealer invoices submitted within 90 days of the final approval by Customer Service; invoices received after 90 days will not be approved for dealer credit or payment. All warranty information should be sent to:

Kimball Office
ATTN: Customer Service
1600 Royal Street
Jasper, Indiana 47549
Telephone: 800.482.1818
800.647.2010 (Gov't Sales)

Sustainability

Enhancing the Home We All Share

At Kimball Office, we are proud of our environmental stewardship. We are committed to sustainable business practices and continuous improvement. It's part of our heritage to stake initiative, to reduce waste, to conserve energy, to commit fully, and to lead by example.

Throughout our more than 40 years of documented environmental actions, we have been a responsible steward of resources and have acted as an agent of sustainable change in our industry.

Design for the Environment is our approach to product development to ensure the inherent sustainability of our offerings. By considering a full continuum of environmental factors, we have greatly improved the life cycle performance of our furniture.

Ultimately, the more we do in the area of sustainability, the more it helps you to achieve your environmental aims. Let us show you just how easy it is with Kimball Office.



ANSI/BIFMA level™

We offer one of the most sustainable portfolios in the industry, which includes systems, casegoods, tables, and seating.



Through this free online tool, you have 24/7 access to the environmental attributes of our products.

EcoScorecard enables speed and accuracy in the calculation of environmental credits for LEED®, saving you time and ultimately, money.

➤ See how easy it is at kimballoffice.ecoscorecard.com.



LEED® Certification

Kimball Office offers furniture solutions which may contribute toward LEED® certification. The LEED Green Building Rating System™ is the nationally accepted benchmark for design, construction, and operation of high performance green buildings. Kimball Office has sought and received LEED certification for several of its facilities across the country.

LEED-CI Gold:

- Jasper, IN showroom
- San Francisco, CA showroom

LEED-CI Silver:

- Atlanta, GA showroom
- Chicago, IL showroom

LEED-CI:

- Corporate Headquarters
- New York, NY showroom
- R&D Team Rooms

Indoor Air Quality

One of the largest contributions office furniture can make to a building's LEED certification is indoor air quality via low-emitting products. Kimball Office tests and certifies many of our products to the ANSI/BIFMA e3 2014 standard credits (7.6.1, 7.6.2, 7.6.3).

Planning	➤ See page 11
Pricing	25
Model Number Index	54
Finishes & Materials	A1



Pura® is our proprietary wood finish that has virtually no volatile organic compounds (VOCs). Pura is a key part of our sustainability story, enabling a broad range of products to exceed indoor air quality standards and help our customers achieve LEED credits.



The mark of responsible forestry

FSC-Certified Wood

Due to our roots in crafting fine wood furniture, we have a natural respect for responsible forestry. Several series in select finishes are available in FSC wood.

➤ Contact **By Design** at 800.482.1616 for pricing and lead time information.



Asset Network for Education Worldwide, Inc.

(ANew) is an effective way to responsibly disposition surplus furniture, fixtures and equipment. ANew can repurpose your equipment to benefit those in need, while diverting materials from landfills. ANew calls it "Doing what's right with what's left." We call it smart.

➤ Find more specific details regarding the environmental aspects of our product offerings at: www.kimballoffice.com

ANSI/BIFMA

Operating Load Capacities

Planning	➤ See page 11
Pricing	25
Model Number Index	54
Finishes & Materials	A1

The operating load capacities for various Kimball Office products shown in the table at right represent the BIFMA functional loads which are equivalent to loads that can be expected in normal use of the component.

All components meet or exceed the following ANSI/BIFMA Functional and Proof Loading requirement tests:

- X5.5 2014 Desk/Table Products Test
- X5.9 2012 Storage Units Test



Component	Operating Load Capacity (Functional Loads)	Example
Desk/table <45"W	200 lbs. over 12" diameter area, concentrated loading	
Desk/table 45"W-72"W	200 lbs. over 12" diameter area, concentrated loading 1.5 lbs. per inch of perimeter, distributive loading	24"D x 72"W = 288 lbs.
Desk/table >72"W	Two 200 lb. loads over two 12" diameter areas, concentrated loading 1.5 lbs. per inch of perimeter, distributive loading	24"D x 84"W = 324 lbs.
Pedestal drawer	.017 lb. per cubic inch of drawer interior filing space <i>Note: File drawers are to support hanging files only; they are not intended for bottom loading.</i>	24"D x 18"W x 12"H = 88 lbs.
Transaction counter, secondary surface <16"D, or shelf	.017 lb. per cubic inch above surface (not to exceed 12"H), distributive loading	12"D x 60"W = 147 lbs. t.w.
Adjustable keyboard support <36"W	66 lbs., distributive loading	
Writing shelf	25 lbs., distributive loading	
Extendible elements (drawer, shelves, etc.)	.017 lb. per cubic inch of drawer interior filing space, distributive loading	24"D x 15"W x 12"H = 73 lbs.
Center/pencil drawers	5 lbs., distributive loading	
Storage or bookcase top <38"H	200 lbs. concentrated loading .20 lb. per square inch of surface area, distributive loading	24"D x 36"W = 173 lbs.
Storage or bookcase top 38"H-60"H	.20 lb. per square inch of surface area, distributive loading	24"D x 36"W = 173 lbs.
Storage or bookcase top >60"H	.09 lb. per square inch of surface area, distributive loading	24"D x 36"W = 78 lbs.
Storage or bookcase bottom	.017 lb. per cubic inch above surface, distributive loading (not more than 18" in height)	24"D x 36"W x 18"H = 264 lbs.

Square inches should be calculated using this formula: Surface depth x surface width of available storage

Cubic inches should be calculated using this formula: Surface length x surface depth x height of available storage above the surface (limited to 18 inches above the surface)

Locking Information

GSA SIN 711-8

Locking storage units can be specified as:

- Key random with a black lock core and hinged key (KRB);
- Key random with a silver (matte nickel) lock core and round-head key (KRS); or
- Key specific (KS)

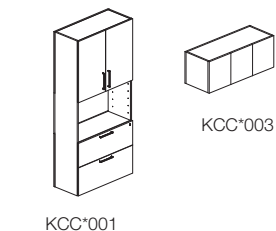
Black lock cores and hinged keys are identical to the ones used with other caseloads and systems products.

Silver lock cores and round keys are matte nickel. These lock cores and keys are identical to the ones used with Definition, Fluent and Hum. Minds at Work. series.

Key Random:

When key random option is selected, key numbers will be assigned arbitrarily at the factory with key numbers ranging from KCCB001 to KCCB300 (black) or KCCG001 to KCCG100 (silver).

Randomly numbered lock core(s) will ship standard along with your order for field installation.

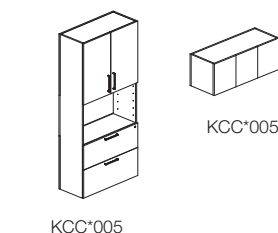


With random keying, different furniture units may or may not have the same key number. If you must have all locks keyed differently or all locks keyed the same, choose the key specific option.

Key Specific:

When key specific option is selected, the storage unit will be pre-drilled to accept a lock core; however, no lock cores will be shipped standard with the unit. If lock cores are standard on the unit, the price of the unit is reduced by the price of the lock core or cores.

You must specify lock core(s) separately for key specific option; specify any key number from KCCB001 to KCCB300 (black) or KCCG001 to KCCG100 (silver).



To key all the furniture units in a workstation or department alike, choose the key specific option and order the quantity of locks needed for your installation.

Installing Locks:

Standard key that ships with the lock core can be used for the initial installation of the lock core in the field.

Changing Locks:

IMPORTANT: A change key, specified separately, is required to remove lock cores in the field.

Change key model KCCB1CK allows removal of lock cores within these ranges:
KCCB001–KCCB300
KCCG001–KCCG100

Master Keys:

Master key model KC2GMK will unlock any lock within these key ranges:
KCCB001–KCCB300
KCCG001–KCCG100

Planning	➤ See page 11
Pricing	25
Model Number Index	54
Finishes & Materials	A1

Model/Key Range	Price
-----------------	-------



Black Lock Cores & Hinged Key

KCCB001 to KCCB300	\$23
--------------------	------



Silver (Matte Nickel) Lock Cores & Round Key

KCCG001 to KCCG100	\$23
--------------------	------

Change Key

KCCB1CK	\$7
---------	-----

Master Key

KC2GMK	\$13
--------	------

How to Specify

- 1 Specify exact key number for lock cores or model number for change or master key

Planning	▶ See page 11
Pricing	25
Model Number Index	54
Finishes & Materials	A1

Overview

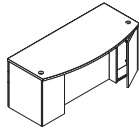
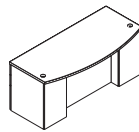
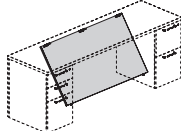
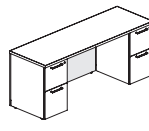
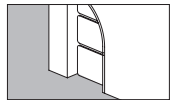
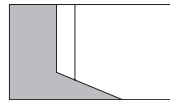
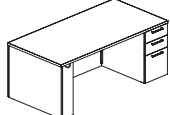
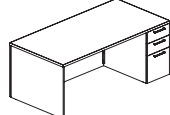


Differences between Priority Legacy and Priority

Locking Information	➤ See page 9
Filing Capacities	24
Finishes & Materials	A1

The Priority Legacy Collection includes models that feature product design and construction features prior to June 23, 2014, the date the enhancements to Priority (53KE models) were introduced. Outlined at right is a comparison of features between the two platforms.

Generally, Priority Legacy features the original product design and construction. Our updated Priority line, which includes the "enhancement" models introduced in 2014, is competitively priced and engineered. Unused features in the original line were removed, with more selectable options and updated construction features.

➤ See the Priority Price List.

	Priority Legacy	Priority
Hinged access doors on single- and double-pedestal desks	 <p>Standard feature on the approach side</p>	 <p>Feature removed based on customer feedback</p>
Hinged modesty panels on assembled bridges, returns, and kneespace and single-pedestal credenzas	 <p>Standard feature</p>	 <p>Option; fixed modesty panel also available</p>
Cord openings in the pedestal side panel on assembled returns, credenzas, modular storage and lateral files	 <p>Standard feature</p>	 <p>No cord openings for a cleaner aesthetic</p>
Drawer slides on assembled desks, returns, and credenzas	<p>Drawer slides feature metal hat channels</p>	<p>Drawer slides no longer use metal hat channels; filing capacities remain unchanged</p>
Six-inch wing panels on the user side of single- pedestal desks and credenzas	 <p>Standard feature</p>	 <p>Wing panel removed, freeing up kneespace and providing a cleaner aesthetic when used as a freestanding unit</p>
Cord opening on the user side of modular end support panels	 <p>Standard feature</p>	 <p>Cord opening removed</p>
Locking options on assembled casegoods, pedestals, and vertical storage units with pedestal feature	<p>Locking is standard on all undersurface storage</p>	<p>Non-locking is now standard on all storage models. Locking is a selectable option; specify locking when you plan to use it</p>

Desking configuration

can be created by selecting:

- Worksurfaces
- U-legs, open legs, or end panels
- Undersurface or low storage

Use worksurfaces with low storage

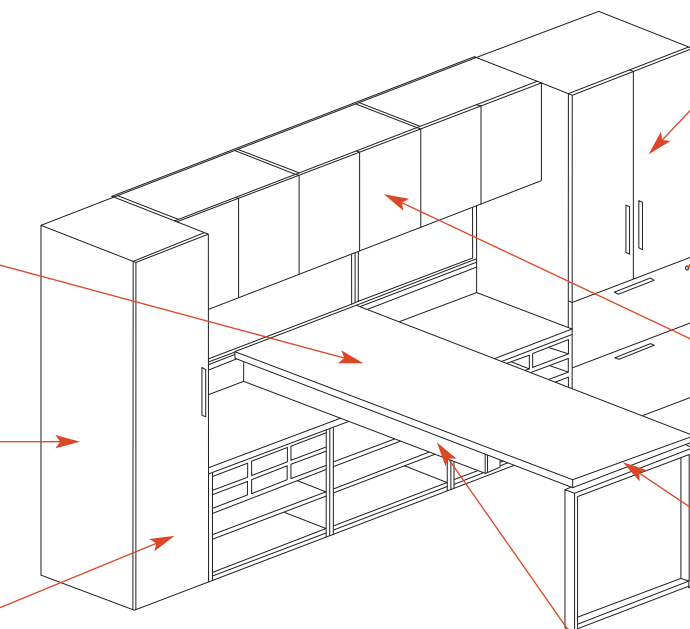
to create a layered look. Select from rectangular, wedge, arc-end, or other worksurface shapes.

➤ See the Priority Price List.

Vertical storage and over-heads are universal within the Priority series and are available in a variety of door selections.

➤ See the Priority Price List.

Exterior surfaces are available in veneer and laminate.



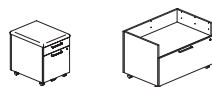
Use vertical storage along with low or undersurface storage to create a work-wall.

Face-mounted locks are standard on all undersurface storage and optional on storage doors above the worksurface.

Overheads can be wall-mounted or Traxx-mounted as shown here.
➤ See the Priority Price List.

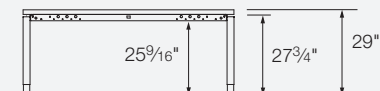
Support options, such as U-legs, open-frame legs (shown), wood end panels, or pedestals, are designed so that the worksurface appears to "float" 3/4" above the support.
➤ See the Priority Price List.

Privacy screens and modesty panel/cable surrounds, specified separately, can attach to worksurfaces for additional privacy.
➤ See the Priority Price List.



Add mobile storage for enhanced flexibility.

Dimensions:



Materials:

Worksurfaces

- Laminate with a PVC rim
 - Laminate with a wood rim
 - Wood with wood rim
- See the Priority Price List.

Supports

- Powder-coated steel

Privacy Screens

- Resin
- See the Priority Price List.

Storage

- Wood
- Laminate
- Writable-glass doors on select models

Fully assembled and modular casegoods fit an extensive range of design, application, space, and budget challenges.

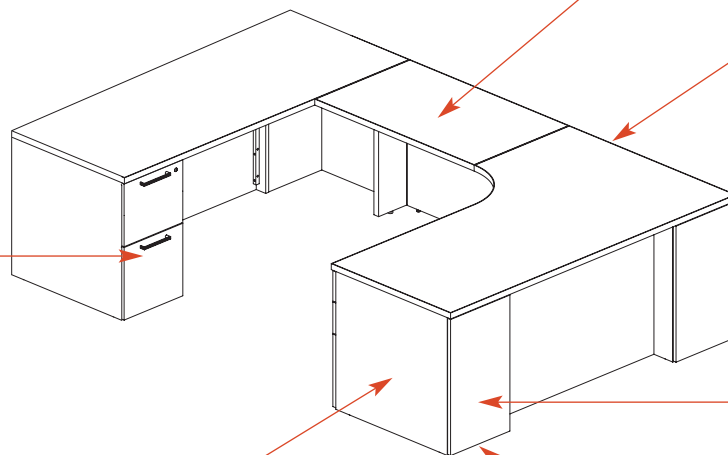
Wood veneers on wood and laminate with wood rim models are carefully selected and matched to assure proper balance and consistency.

Chassis and drawer/door fronts on laminate models feature thermally fused laminate (TFL). Grain direction runs top to bottom.

Laminate models offer great flexibility in finish selections. The worksurface, rim, drawer/door fronts, and chassis may be specified in different colors.

Pedestals are full height and letter width on assembled units. They connect directly to surfaces.

Drawer fronts are 3/4"-thick, 3-ply construction. Five-sided drawer construction allows easy removal of drawer fronts.



Worksurfaces are 1 3/16"-thick, 3-ply, balanced construction and available in wood or high-pressure laminate (HPL).

Worksurface rims are 1/8" thick. Softened and reed rim profiles appear on all four edges of the worksurface. Knife rim profile appears on the user edge and overhangs by 1 1/4"; side and back edges are flat.
Exception: Desks feature knife rim on the approach and user sides.

Hinged access doors allow access to cable routing compartment. Both single- and double-pedestal desks feature two access doors, one on the left and one on the right on the approach side.

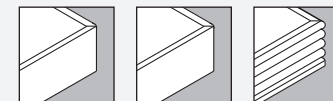
Opening below hinged access door allows cord to enter or exit the cable routing compartment on the approach side.

Locking Information	➤ See page 9
Filing Capacities	24
Finishes & Materials	A1

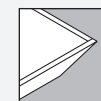
Materials:

- W** Wood worksurface, rim, and chassis
- LW** Laminate worksurface, wood rim and wood chassis
- L** Laminate worksurface, PVC rim, and chassis

Worksurface Rim Profiles:



P Softened PVC rim **F** Softened wood rim **M** Reed wood rim



S Knife wood rim

Laminate models are available with a softened PVC (P) rim profile. Wood and laminate/wood rim models are available with a softened (F), reed (M), or knife (S) rim profile.

Pull Options:

➤ See page 17.

Details

Exterior surfaces are available in veneer and laminate.

Joints are securely fastened with dowels and mechanical fasteners to ensure maximum strength.

Drawer fronts are 3/4"-thick, 3-ply construction. Five-sided drawer construction allows easy removal of drawer fronts.

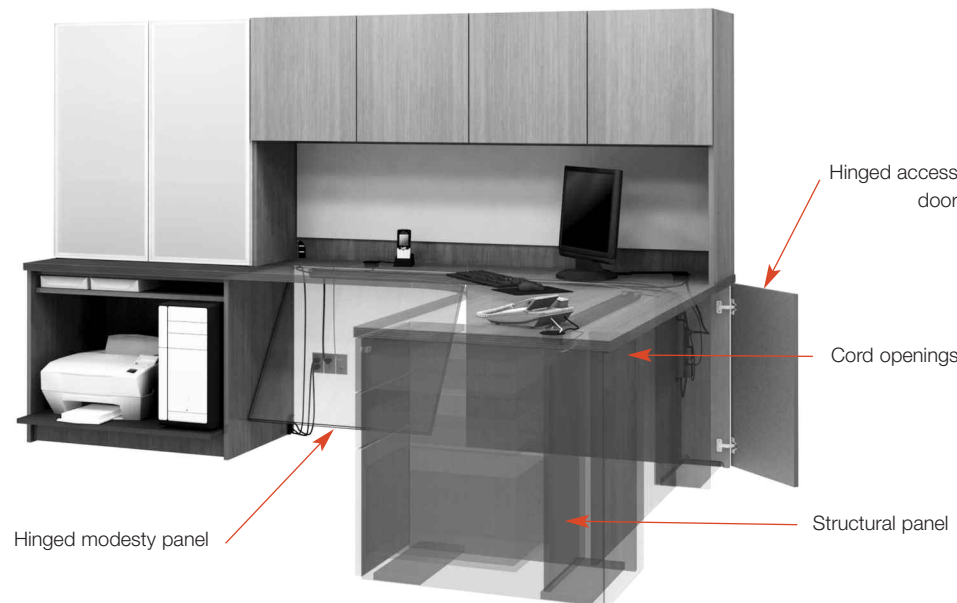
Drawer sides and back are 1/2" thick and wrapped in natural woodgrain vinyl. Bottoms are 3/16" thick.

Optional wood drawers are available on wood and laminate with wood rim/chassis units. Drawer sides and back are 1/2" thick with veneer faces. Bottoms are 1/4" thick with veneer faces. Interiors are sealed, sanded, and finished with a clear durable topcoat.

Drawer suspensions feature black slides with precision steel ball bearings to ensure long-lasting, quiet, smooth operation. Box, file, and lateral file drawers feature full extension slides.

Black filing rods are standard in all file drawers to accommodate various filing requirements.

Face-mounted locks are standard on all desks, credenzas, returns, and undersurface pedestals. Lock cylinders are removable if rekeying is necessary. Key random and key specific options are available.



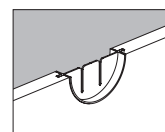
Technology Features

Hinged access doors allow access to cable routing compartment. Both single and double pedestal desks feature two access doors, one on the left and one on the right on the approach side.

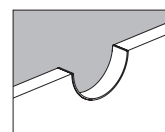
Opening below hinged access door allows cord to enter or exit the cable routing compartment on the approach side.

Structural panel separates the drawers from the cable routing compartment to prevent unwanted access to the drawer contents.

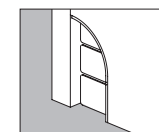
Hinged modesty panel, standard on assembled bridges, returns, kneespace, and single pedestal credenzas, swings inward to allow access to wall outlets. It lifts from the floor and is held in place by leveling feet.



Black half-round grommet is available factory installed at the top center of hinged modesty panels; upcharge applies.



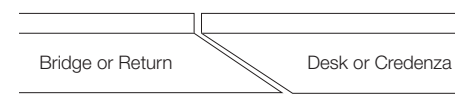
Cord openings are standard on fully assembled desks on the kneespace side of each pedestal just below the worksurface, as well as on the user's side of end panels on single-pedestal desks and single-pedestal credenzas for routing cables to return units.



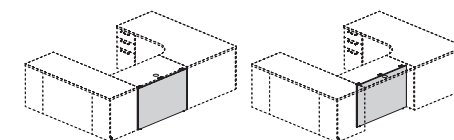
Two cord openings with black grommets—one in the back lower corner of each pedestal side panel—are standard on assembled returns and credenzas.

A variety of factory-installed worksurface grommet options are available.
➤ See page 15.

Connections



Returns and bridges with knife rim profile have a reverse knife edge on abutting edges to provide a flush fit with the adjoining surface.



Flush installation

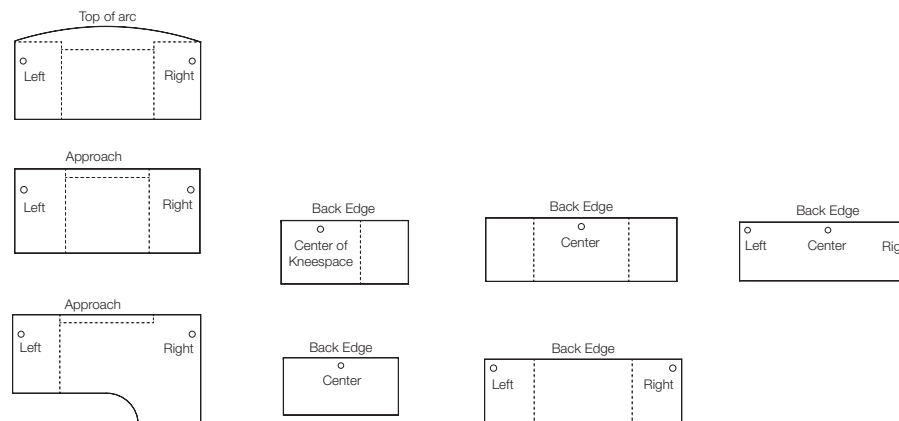
Recessed installation

Hinged modesty panels can be installed in a flush or recessed location. Flush installation visually lines up modesty panel with the adjoining side panels for an exposed orientation. Recessed installation insets modesty panel 6" from the back edge of the work-surfaces to create an area to store cords and cables. Recessed modesty panel allows the whole unit to be placed flush against the wall.

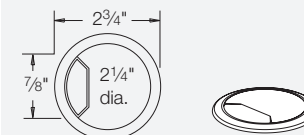
IMPORTANT: Single-pedestal desks (excluding extended top) and single-pedestal credenzas can be used as standalone units.

	<i>Left Designator Upcharge</i>	<i>Right Designator Upcharge</i>	<i>Left & Right Designator Upcharge</i>	<i>Center Designator Upcharge</i>	<i>Left, Right, & Ctr. Designator Upcharge</i>
G1 Plastic Grommets					
Rectangular desks	G1L +\$59	G1R +\$59	G1LR +\$118	—	—
Arc desks	G1L +\$59	G1R +\$59	G1LR +\$118	—	—
Extended desks	G1L +\$59	G1R +\$59	G1LR +\$118	—	—
Executive returns	—	—	—	G1C +\$59	—
Bridges with modesty panel	—	—	—	G1C +\$59	—
Kneespace and single-ped credenzas	—	—	—	G1C +\$59	—
Storage and lateral file credenzas	—	—	G1LR +\$118	—	—
G19 Metal Grommets					
Rectangular desks	G19L +\$59	G19R +\$59	G19LR +\$118	—	—
Arc desks	G19L +\$59	G19R +\$59	G19LR +\$118	—	—
Extended desks	G19L +\$59	G19R +\$59	G19LR +\$118	—	—
Executive returns	—	—	—	G19C +\$59	—
Bridges with modesty panel	—	—	—	G19C +\$59	—
Kneespace and single-ped credenzas	—	—	—	G19C +\$59	—
Storage and lateral file credenzas	—	—	G19LR +\$118	—	—

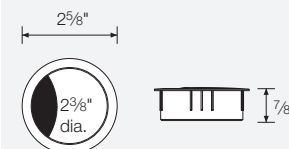
Worksurface grommets are located 3⅜" from the side edge. Location relative to the approach or back edge is 13½" on arc worksurfaces (to top of arc), 7½" on all rectangular and extended desk worksurfaces, and 3⅜" for all other surface shapes.



Standard Includes/Available Finishes



G1 plastic grommet is a two-piece unit with snap-in lid. Lid cutout slides open to route cables or can be closed when not in use. Available finish: **MB** Matte Black



G19 metal grommet is a two-piece unit with black brush access. Available powdercoat finishes:

- 405** Designer White
- 487** Brushed Nickel
- 490** Polished Chrome
- 501** Platinum Metallic
- 514** Carbon Metallic
- 544** Silver Pearl

How to Specify

- Insert the location *and* finish designator into model number sequence as indicated on the corresponding pricing page.

Note: Specify grommet location and finish together in one step without a space between the location and the finish designators.

For example:

G1LMB = G1 grommet, left, matte black

G19R501 = G19 grommet, right, platinum metallic

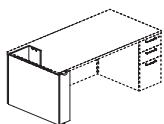
IMPORTANT: Only the grommet locations shown in the matrix with a designator and price are available. Note: P-shaped and U-shaped worksurfaces do not offer factory-installed grommet options.

Modular Support

Details

IMPORTANT: Fully assembled models and modular components may be used in the same configuration.
➤ See the Priority Price List for worksurface info.

Modular support components are designed to support classic worksurfaces.

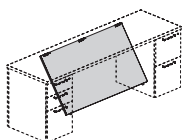


Legacy end supports can support the non-pedestal end of a worksurface to create a single-pedestal desk or credenza in freestanding, L- or U-configurations. End support consists of an end panel, back/modesty panel, and two support panels. The front user's side includes a cut-out for routing cables from the desk to the return. End supports for use with 24" or 25"D worksurfaces include a second cut-out on the kneespace support panel.

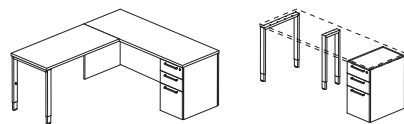
IMPORTANT: The following product information is provided here for convenience.

➤ See the Priority Price List to specify.

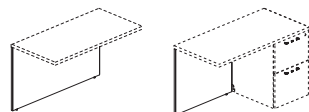
Undersurface pedestals, low storage with support drawers or shelves, and modesty panel/cable surround can also support the end of worksurfaces.



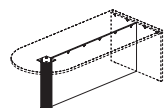
Hinged modesty panels are for use in conjunction with undersurface pedestals and worksurfaces to create an enclosed kneewell. A black half-round grommet is available factory-installed at the top center on hinged modesty panels; upcharge applies.



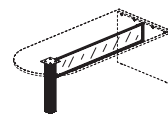
Classic height-adjustable U-leg is 27 $\frac{3}{4}$ "H and adjusts from 24 $\frac{3}{4}$ "–32 $\frac{1}{4}$ " in $\frac{3}{8}$ " increments. U-legs can be used to displace wood end panels on desks, returns or modular return and extension worksurfaces; not intended for use to create a freestanding table. End U-legs are available in 24", 30", and 36"D. Mid-support U-leg is 10"D and is for use on 24"D, 30"D, and 36"D surfaces only. All adjustable U-legs feature a button that indexes into notches in the inner leg member. By depressing the button, the leg releases the lower leg assembly. This gives the user the ability to change the height as needed throughout the day. Legs can be used with classic Priority, Definition or Footprint worksurfaces. For 1 $\frac{3}{16}$ " worksurfaces, support is required every 48"; for 1 $\frac{9}{16}$ " worksurfaces, support is required every 60".



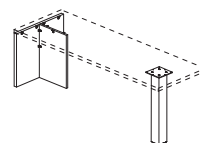
Hinged modesty panels are used to build bridges and returns along with worksurfaces and pedestals.



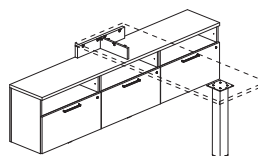
Full-height wood or laminate modesty panels are for use in conjunction with rectangular, P-shaped, or U-shaped worksurfaces, an end panel, and a square metal column base or wood half-cylinder base. Grain runs horizontal on laminate model. Field installation of grommets is recommended to ensure placement of the grommet on the user's side of the modesty panel.



Partial-height glass modesty panels are for use in with P- or U-shaped worksurfaces, an end panel, and a square metal column base or wood half-cylinder base.



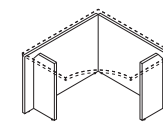
T-leg end panels can also be used to support the end of a worksurface when there is no pedestal. Modesty panel cannot be used in conjunction with T-leg end panels. They cannot be used with a modesty panel.



5" and 11" T-leg end panels are for use on top of low storage to support worksurfaces. 5"H model sits atop 22"H storage; 11"H model is for use with 15"H storage. Component top is required.

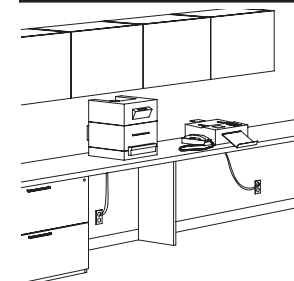
Connections

Hinged modesty panel always spans between two pedestals or between a pedestal and an end-support panel. It cannot extend behind the back of a pedestal. They attach to the underside of the worksurface and do not deface the sides of adjacent pedestals. They can be installed flush with pedestal back or recessed. Hinge feature on modesty panels allows easy access to wall power.



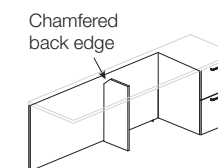
Corner-support panels are used with corner worksurface. Assembly includes modesty and wing support panels. Corner worksurface is specified separately.

Planning Factors



The maximum recommended span of an unsupported worksurface is 48"; longer distances require additional support.

Consider the load a worksurface will carry when planning support. Additional support is recommended for surfaces where heavy equipment will be placed. Support can be placed where needed without the limitations of predrilled or predetermined locations.



12"D worksurface mid-support panel (model 53K1128SSW) can be used for additional support. Worksurface support panel does not allow modesty panel to hinge forward. Back edge is chamfered for cable management.

Locking Information	➤ See page 9
Filing Capacities	24
Finishes & Materials	A1

Overheads, highback organizers, and set-on-surface storage are available in a variety of door selections.

➤ See the Priority Price List.

Modesty panel/cable surround conceals power and data below the surface and can also provide support in progressive and classic applications.

➤ See the Priority Price List.

Utilize low storage for storage, extra work area, occasional seating and to divide space.

Vertical storage can be used in private office, open plan, and benching applications.

Low storage, when used with component worksurfaces and additional support such as a short end panels or modesty panel/cable surround, can provide support for worksurfaces and create a layered affect to the workstation.

Face-mounted locks are standard on all undersurface storage and optional on storage doors above the worksurface.

Overheads can be wall-mounted or Traxx-mounted as shown here.

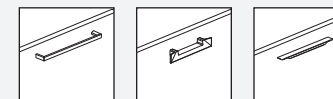
➤ See the Priority Price List.

Stand-alone tables utilizing fixed, round, or square bases complete the office.

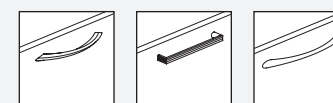
➤ See the Priority Price List.

Locking Information	➤ See page 9
Filing Capacities	24
Finishes & Materials	A1

Pull Options:



89 Studio **91 Niche** **90 Trinity** (+\$27 per unit)



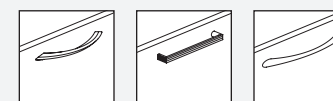
61 Helix **63 Link** **64 Wisp**

Available finishes:

405 Designer White
462 Cinder
501 Platinum Metallic
514 Carbon Metallic
544 Silver Pearl

IMPORTANT: Specify pull option and finish together in one step, inserting an underscore between.

Example: 89_514 = Studio pull, carbon metallic



61 Helix **63 Link** **64 Wisp**

Available finish:

SF Silver Frost Metallic

IMPORTANT: Specify pull option and finish together in one step.

Example: **61SF** = Helix pull, silver frost metallic

Boring patterns:

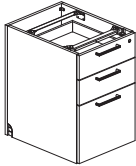
Studio	192mm
Niche	96mm
Trinity	160mm
Helix	160mm
Link	160mm
Wisp	190mm

Undersurface Modular Storage

Flush-Mount Pedestals

Locking Information	➤ See page 9
Filing Capacities	24
Finishes & Materials	A1

Details

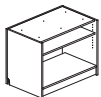


Undersurface pedestals feature an open top or unfinished and a fully finished back panel. Pedestals connect directly to worksurfaces. Undersurface pedestals are available as:

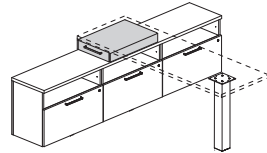
- Box/box/file
- File/file
- Two-drawer lateral file
- Multi-file
- Hinged-door storage
- Printer/CPU storage

IMPORTANT: Flush-mount storage models with open tops must be used with flush-mount modular worksurfaces, specified separately; they cannot be used with knife rim floating-surface worksurfaces.

Locks are located in the upper right corner of the top drawer face.

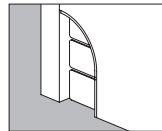


Printer/CPU storage organizes printers, CPUs, and paper for easy accessibility.



Support drawers and shelves can be used as support on top of low storage. Component top for Legacy low storage units is required.

➤ See the Priority Price List.



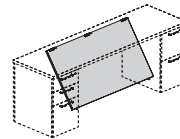
24"D pedestals feature two cord openings with black grommets—one in the back lower corner of each side panel.

30" and 36"D hinged-door pedestals include one fixed shelf and no cord openings.

Planning Factors



Undersurface pedestals can support the end of worksurfaces. Pedestal depth must match desk worksurface end depth.



Hinged modesty panel always spans between two pedestals or between a pedestal and an end-support panel. It cannot extend behind the back of a pedestal.

➤ See the Priority Price List.

Undersurface Modular Storage

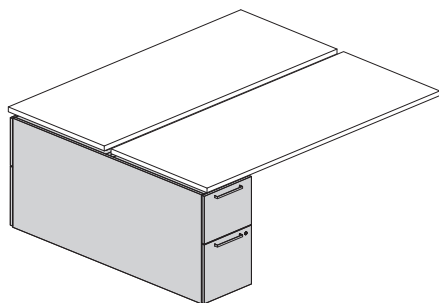
Pedestals With Spacers

Details

IMPORTANT: Undersurface pedestals with spacers are for use with private office and benching products. They are not for use with flush-mount knife rim worksurfaces.

► See the Priority Price List.

Undersurface pedestals with spacers are available in 24", 30", and 36"D x 15"W with box/box/file and file/file drawer configurations and 24"D x 30"W two-drawer lateral file; in wood or laminate. Chassis and door/drawer fronts on laminate models feature thermally fused laminate (TFL). Grain runs top to bottom. All units have finished backs and lock in bottom drawer.



Double-sided pedestals are a unique design to Kimball Office for creating 48"D or 60"D open plan applications. They create a clean aesthetic of one continuous end panel, eliminating the need to position two separate pedestals back to back and add filler panels to fill the gap.

Top of the double-sided pedestal features a 2³/₁₆" opening for cable routing.

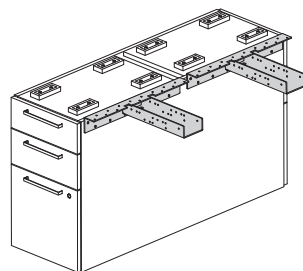
3/4" silver-colored spacers on top of pedestals create a floating worksurface affect. Double-sided pedestals include a total of 8 spacers; regular depth pedestals have 4 spacers.

Drawer fronts are 3/4"-thick, 3-ply construction. Five-sided drawer construction allows easy removal of drawer fronts.

Optional wood drawers are available on wood units. Drawer sides and back are 1/2" thick with veneer faces. Bottoms are 1/4" thick with veneer faces. Interiors are sealed, sanded, and finished with a clear durable topcoat.

Drawer suspensions feature black slides with precision steel ball bearings to ensure long-lasting, quiet, smooth operation. Box, file, and lateral file drawers feature full extension slides.

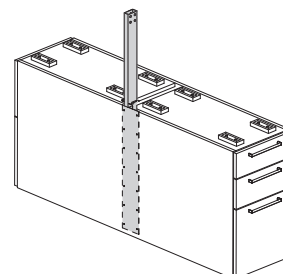
Connections



Starter bracket, specified separately, is required to connect pedestals to undersurface support rails and the worksurface.

- One starter bracket is required to connect to each set of undersurface support rails when using with 24", 30", and 36"D surfaces or 36"D or smaller depth storage.
- Two brackets are required when using 48"D or 60"D storage or surfaces.

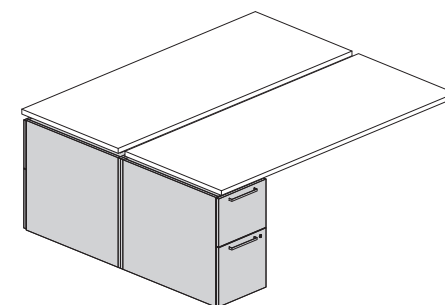
► See the Priority Price List for more information on starter brackets.



Pedestal stanchion bracket, (model 53KSSDPP) specified separately, is available for use with the 50" and 62"D double-sided pedestals. Double-sided pedestal models for use with stanchions bracket are deeper than the non-stanchion models (48" and 60"D). The difference accommodates two 24" or two 30"D worksurfaces in addition to the thickness of the stanchion plus two tiles for either side of the stanchion. The pedestal stanchion bracket aligns with stanchion support legs and features a vertical member that supports fabric tiles, slat tiles and fabric/slat tiles. Overhead/shelf brackets, specified separately, connect directly to the stanchion, to support center-mount overhead or shelf.

► See the Priority Price List.

Locking Information	► See page 9
Filing Capacities	24
Finishes & Materials	A1



Two pedestals can be used in a back-to-back application; however, a double-sided pedestal is recommended for a clean visual. A stanchion bracket could not be used in the two-pedestal application.

Undersurface Modular Storage

Mobile Pedestals and Low Storage

Details

Mobile pedestals and low storage units are available in wood or laminate and are finished on all sides. Laminate units offer flexibility in color selection in on drawer fronts, back and chassis. This option enables you to utilize storage elements to create an environment to meet your brand and image.

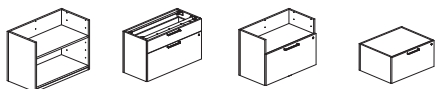
Anti-tip mechanism and lock are standard on all mobile pedestals and low storage with drawers. Mobile low storage units also include counterweights.



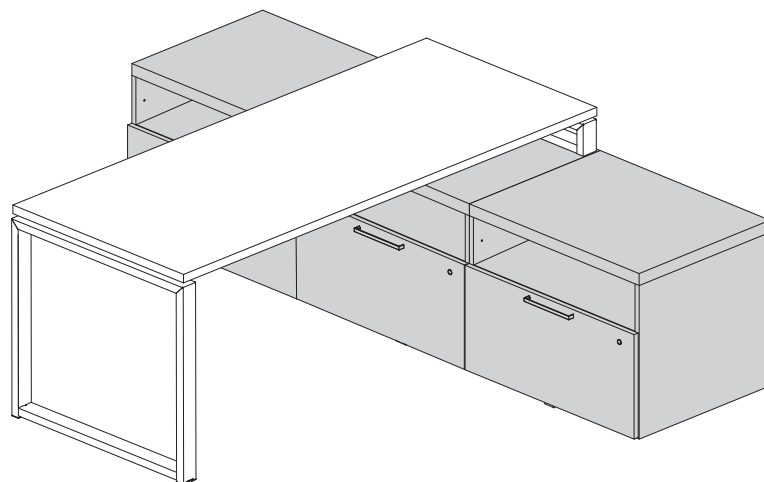
Mobile cushion-top pedestal provides occasional seating as well as storage. The 24"H box/file mobile pedestal easily stows under surfaces.

Mobile box/box/file and file/file pedestals stow under surfaces in flush-mount applications only. **IMPORTANT:** In applications with an undersurface support rail, these pedestals will not fit underneath the worksurface.

23"H active file provides two divided sections in the top area to place papers and folders for easy access to work-in-progress. The open slot in the rear of the pedestal allows for hanging Pendaflex® folders for hot project files. Lock in bottom drawer locks both box and file drawer. Active file easily stores under the surface.



Low storage is available freestanding or mobile. Units are available in two heights (15³/₁₆" and 21³/₈"H), two widths (30" and 36"W), and in two depths (16" and 24"D). Low storage is available in a



variety of configurations, including open bookcase, open/lateral file and box/lateral file.

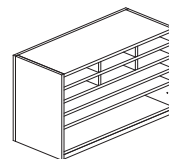
Mobile low storage units feature inset casters enabling the mobile and freestanding units to align when sitting next to each other. Mobile low storage cannot be used to support worksurfaces or other storage.

Priority low storage bottom drawers align with other Priority storage units to keep a consistent visual within the office.

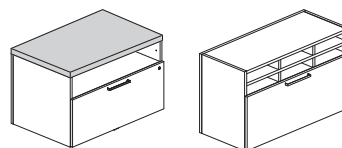
Connections

Use component tops to span multiple low storage units for a cleaner aesthetic.
➤ See the Priority Price List.

15"H open bookcase features three holes spaced 3³/₁₆" apart and accepts either three straight or organizer shelves, specified separately.



22"H open bookcase features a fixed shelf. There are two holes spaced 3³/₁₆" apart above the fixed shelf to accept either two straight or organizer shelves. There are 3 holes below the fixed shelf to accept either three straight shelves or organizer shelves, specified separately.
➤ See the Priority Price List.



22"H open/lateral file unit accepts either two straight or organizer shelves in open area. If using as a pedestal cushion or component top with an open/lateral, shelves cannot be used in the top position.

Locking Information	➤ See page 9
Filing Capacities	24
Finishes & Materials	A1

Planning Factors

Component tops in either softened or knife rim are required for the box/lateral file units. Knife rim component tops extend 1/4" beyond the drawer fronts.

If using low height storage in conjunction with end panels for support, 1³/₁₆" component tops are required to span the low storage. 5" or 11" end panels are then placed atop the storage and properly align to undersurface height.

If using low height storage as freestanding units, component tops are required for the box/lateral unit but not required on other units.

Low storage cushion, specified separately, is the same thickness as component tops (1³/₁₆") for visual alignment. In depth, the pedestal cushion aligns with the drawer fronts on the low height storage.
➤ See the Priority Price List.



Open areas in the low storage accept either straight or organizer shelves. Organizer shelves should be installed with the organizer leg pointed downward. To add color contrast to units, specify shelves in different finish or material than the low storage unit.
➤ See the Priority Price List.

33"H highback organizers can be used above freestanding, fixed-height low storage with component tops to divide space and provide additional storage.
➤ See the Priority Price List.

If using 24"D low storage in a freestanding application without component tops or with a high-back organizer, pedestal ganging bracket (KACGB1) is recommended. If using 16"D low storage in a freestanding application, ganging bolts are recommended.

Lateral Files

Locking Information	➤ See page 9
Filing Capacities	24
Finishes & Materials	A1

Details

IMPORTANT: Storage models with open tops must be used with flush-mount modular worksurfaces, specified separately. They cannot be used with floating worksurfaces with a knife rim.

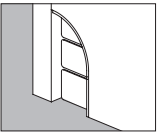


Three-drawer and four-drawer lateral files with open top are available. These models have an unfinished back.

Locks are located in the upper right corner of the top drawer face.

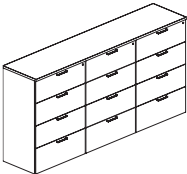


Finished top two-, three-, and four-drawer lateral files feature an interlock mechanism that allows only one drawer to be open at a time. Two-drawer units feature a finished back and cord openings; three- and four-drawer units have an unfinished back and no cord openings.



Two- and three-drawer lateral files feature two cord openings with black grommets—one in the back lower corner of each side panel.

Connections



Ganging adjacent lateral files is recommended.

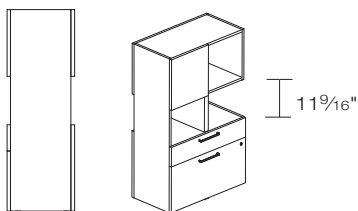
Vertical Storage

16"D

Details

16"D vertical storage is available in space divider and bookcase/lateral file models. Both are offered in laminate or wood.

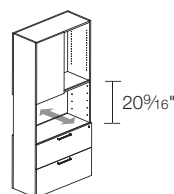
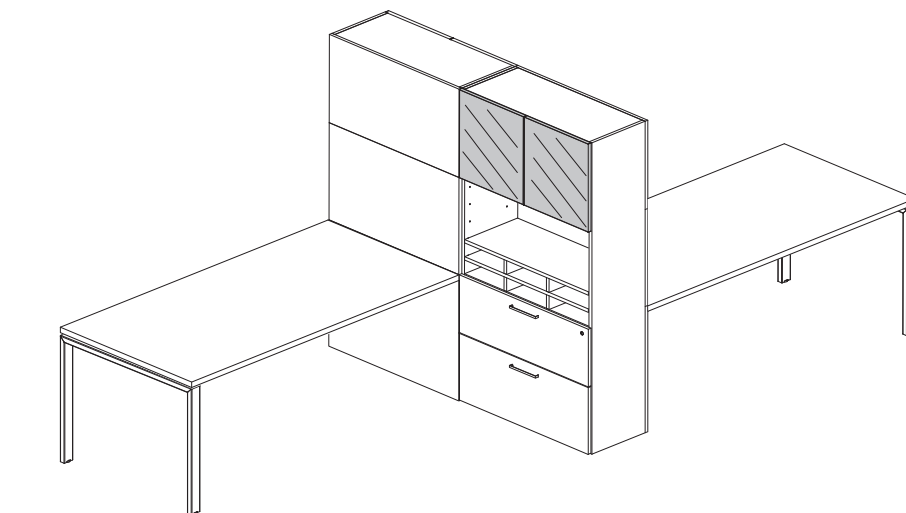
►See the Priority Price List for additional information on options.



Space divider vertical storage units provide storage as well as side-to-side privacy. These units can be positioned so that the overhead section spans above the worksurface while the box/lateral file spans below the surface; open area is 11 1/16". Units are 16"D x 29 1/4"W and 48 7/8"H and available in left or right orientation. Units feature a two piece, non-matched back panel set for the upper and lower sections.

Each space divider unit consists of:

- Bottom section with a wide box/lateral file with lock in bottom drawer; anti-tip device is standard in bottom drawer.
- Middle section with open cubby area on one side and open area on the other.
- Top section with hinged door on one side and cubby area on the other.



Bookcase with two-drawer lateral files are available in nominal heights of 50", 67" and 80"H in wood or laminate. Lock in top drawer position. These units can be used to divide space in open plan areas. Units feature finished backs with finished inset top. Full back units for the 67" and 80"H units feature three-piece matched back panel set. Partial back units have open center sections and feature two-piece non-matched back panel sets.



All bookcase vertical storage models accept straight or organizer shelves in 20 1/16"H center area, specified separately. 50"H units feature bookcase area with five holes spaced 3 1/4" apart. 67" and 80"H units feature center section with five holes spaced 3 1/4" apart.

Top section with center divider is available with one sliding door (non-locking) or two hinged doors in wood, laminate or writable glass. Hinged doors feature pulls in vertical position with locking or non-locking doors. Top section has 7 holes on 67"H model or 17 holes on the 80" model, spaced 1 1/4" apart to accept straight interior shelves for additional organization.

Locking Information	►See page 9
Filing Capacities	24
Finishes & Materials	A1

Connections

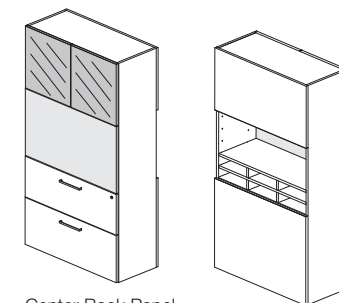
IMPORTANT: All units must be ganged with provided ganging bolt and are not intended for use as a single, freestanding unit.

Starter brackets, specified separately, can be attached to back of unit. Starter brackets connect to undersurface support rails to support surfaces, displacing the need for a support leg on that side. Storage unit will be defaced.

►See the Priority Price List for starter bracket planning information.

Planning Factors

Units are designed so that the middle sections align with worksurface heights; see illustration at left.



Center Back Panel
Installed on Opposite Side

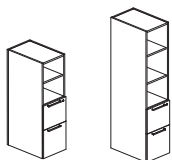
Specify back panels separately in a different material or finish to add a band of color to the center section to create a non-monochromatic aesthetic. Center back panels on full-back models can be removed in the field and replaced with another in a different material or finish, or moved to the front of the unit, exposing the center section to the opposite side.

Vertical Storage

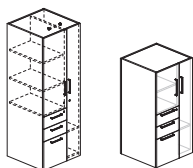
24" and 30"D

Details

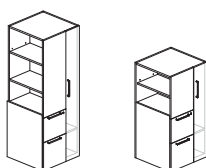
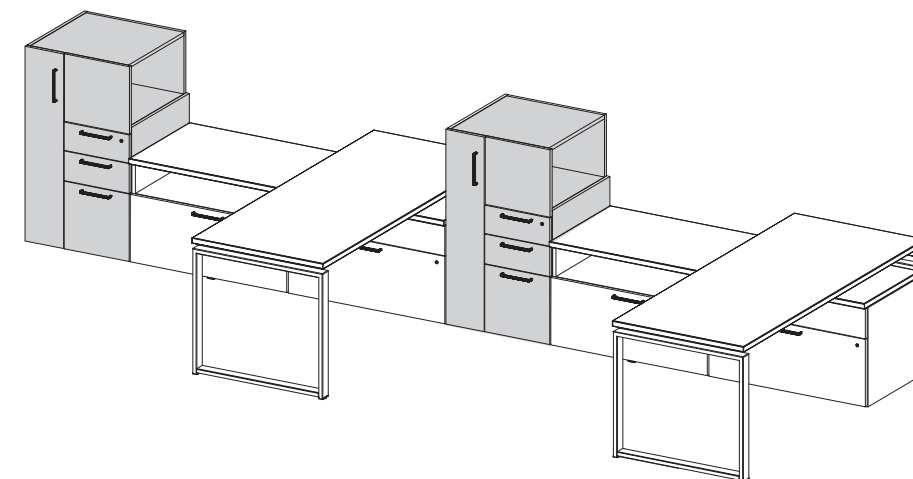
24" and 30"D vertical storage is available in a variety of shelf, door, drawer, and wardrobe configurations.



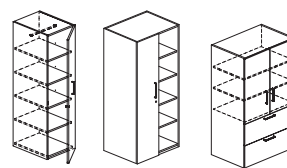
Open bookcase with letter-width file drawers have finished inset top and are 23½"D and 14¹⁵⁄₁₆"W. Three height options: nominal 42" and 50"H units have finished backs and one adjustable shelf; nominal 67"H unit has unfinished back and one fixed and one adjustable shelf.



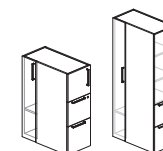
Front access vertical storage towers with finished inset top are available in left or right configurations and in nominal heights 42", 50", and 67". Nominal 42" and 50" H units have finished backs for use in open plan. Select from either box/box/file or file/file letter width drawer options with lock. Shelf storage above drawers include one adjustable shelf; nominal 67"H unit has unfinished back and one fixed and one adjustable shelf. Wardrobe area in applicable models includes removable coat rod and one fixed shelf 12" above bottom panel; interior width is 77⁄₈"W. Door pulls are in vertical application and feature optional locking.



Side-access bookcase vertical storage towers with finished inset top are available in left or right configurations and in nominal heights 42", 50", and 67". Nominal 42" and 50"H units have finished backs for use in open plan. Select from either box/box/file or file/file letter width drawer options with lock. Shelf storage above drawers includes one adjustable shelf; nominal 67"H unit has unfinished back and one fixed and one adjustable shelf. Wardrobe area includes removable coat rod and one fixed shelf 12" above bottom panel; interior width is 77⁄₈"W. Door pulls are in vertical application and feature optional locking.



Single- and double-door units are 68"H nominal heights feature combinations of shelf storage. Single-door units are 18" or 30"W nominal with left or right hinged doors with shelf or wardrobe storage. Double-door unit offers a combination of shelves and lateral file drawers. All doors are optional locking; drawers are standard locking.



Side-access wardrobe units are 29¹¹⁄₁₆"D and are intended for end-of-run applications with wardrobe sections facing outward in left or right configurations. Available in nominal heights of 42", 50", and 67" with finished inset tops. 42" and 50" units have finished backs for use in open plan; 67" units have unfinished backs. Units are 15"W with either letter width box/box/file or file/file configurations with lock. Front-access single-door storage area has one adjustable shelf on 50"H units; and one fixed and one adjustable shelf in 67" units. Wardrobe area is 77⁄₈"W; 42" wardrobe has one coat hook while the 50" and 67" units contain removable coat rod and fixed shelf 12" above bottom panel.

Connections

Starter brackets, specified separately, can be attached to back of unit. Starter brackets connect to undersurface support rails to support surfaces, displacing the need for a support leg on that side. Storage unit will be defaced.

➤ See the Priority Price List for starter bracket planning information.

Planning Factors

Units are designed to complement floating-work-surface and flush-mount applications.

When using storage in place of support legs, be aware of starter bracket location. In floating-worksurface applications, bracket is mounted ¾" higher than in flush-mount applications.

Locking Information	➤ See page 9
Filing Capacities	24
Finishes & Materials	A1

Filing Capacities

Description	Exterior Unit or Ped Dimensions		Interior Dimensions		Standard Filing Capacities		
	Nominal Depth	Nominal Width	Inside Depth	Inside Width	Inside Height	Front-to-Back	Side-to-Side
Box Drawers	24"–36"	15" (letter width*)	17"	11½"	2½"	—	—
	24"–36"	18" (legal width*)	17"	14½"	2½"	—	—
Wide Box Drawers	16"	30"	12"	26⅜"	2½"	—	—
	16"	36"	12"	32⅜"	2½"	—	—
File Drawers	24"	15" (letter width*)	17"	12"	9"	Letter	Legal, double letter, and EDP
	24"	18" (legal width*)	17"	15"	9"	Legal	Legal, double letter, and EDP
	30"	15" (letter width*)	17"	12"	9"	Letter	Legal, double letter, and EDP
	30"	18" (legal width*)	17"	15"	9"	Legal	Legal, double letter, and EDP
	36"	15" (letter width*)	25"	12"	9"	Letter	Legal, double letter, and EDP
	36"	18" (legal width*)	25"	15"	9"	Legal	Legal, double letter, and EDP
Lateral Drawers	16"	30"	12"	26⅜"	9"	Legal, letter, and EDP	Letter
	16"	36"	12"	32⅜"	9"	Legal, letter, and EDP	Letter
	24"	30"	15"	26⅜"	9"	Legal, letter, and EDP	Legal and letter
	24"	36"	15"	32⅜"	9"	Legal, letter, and EDP	Legal and letter
Center Drawers	22"	18"	17"	14½"	1½"	—	—
	22"	30"	17"	26⅜"	1½"	—	—
	22"	36"	17"	32⅜"	1½"	—	—

*Refer to the applicable pricing page for width (letter or legal) of the pedestal.

Filing Reference:

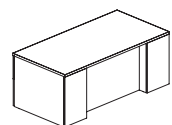
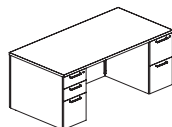
- Legal size paper is 8½" x 14".
- Letter size paper is 8½" x 11".
- EDP size paper is 8½" x 14⅞".

IMPORTANT: For all pedestals where legal front-to-back filing is standard, letter front-to-back filing is possible by specifying universal file bars separately.

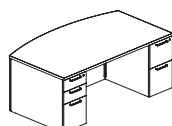
➤ See the Perks Price List.

Double-Pedestal Desks

GSA SIN 711-8



Approach side



D	W	H	KW	KH	AO	Model	Laminate with P Rim	Wood or Lam. with Wood F or M Rim	Wood or Lam. with Wood S Rim
Rectangular Top									
Softened or Reed Rim									
30"	60"	28¾"	30"	27½"	5¾"	53K3060DDFB	\$2186	\$3344	—
30"	66"	28¾"	36"	27½"	5¾"	53K3066DDFB	2214	3374	—
30"	72"	28¾"	42"	27½"	5¾"	53K3072DDFB	2250	3427	—
36"	72"	28¾"	42"	27½"	5¾"	53K3672DDFB	2329	3547	—
Knife Rim									
32"	60"	28¾"	30"	27½"	5¾"	53K3260DDFB	—	—	\$3391
32"	66"	28¾"	36"	27½"	5¾"	53K3266DDFB	—	—	3460
32"	72"	28¾"	42"	27½"	5¾"	53K3272DDFB	—	—	3530
38"	72"	28¾"	42"	27½"	5¾"	53K3872DDFB	—	—	3633
Arc Top									
Softened or Reed Rim									
30"	60"	28¾"	30"	27½"	6⅞"	53K3060DDFBA	\$2230	\$3411	—
36"	72"	28¾"	42"	27½"	6⅞"	53K3672DDFBA	2369	3611	—
Knife Rim									
32"	60"	28¾"	30"	27½"	6⅞"	53K3260DDFBA	—	—	\$3529
38"	72"	28¾"	42"	27½"	6⅞"	53K3872DDFBA	—	—	3711

*Knife rim overhangs user side by 1¼".
Arc top depth dimensions represent the widest point.

Center Drawers
➤ See the Priority Price List.

Locking Information	➤ See page 9
Product Information	13
Filing Capacities	24
Finishes & Materials	A1

Standard Includes

- Box/box/file letter-width pedestal, left
- File/file letter-width pedestal, right
- One lock per pedestal
- Breakfront modesty panel
- Two hinged access doors
- Two cord openings

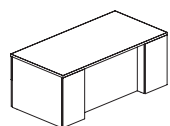
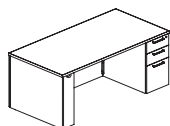
How to Specify

- ① Model
- ② Worksurface/chassis materials:
L = Laminate with PVC rim/laminate
LW = Laminate with wood rim/wood
W = Wood with wood rim/wood
- ③ Pedestal option:
8 = BBF/FF
- ④ Rim profile:
P = Softened PVC (L models only)
F = Softened wood (LW or W models only)
M = Reed wood (LW or W models only)
S = Knife wood (LW or W models only)
- ⑤ Pull option: ➤ See page 17 for designators.
- ⑥ Lock option:
KRB = Key random, black lock core
KRS = Key random, silver lock core
KS = Key specific (-\$23); specify 2 lock cores separately
- ⑦ Worksurface grommet option:
➤ See page 15 for designators.
X = No grommet
- ⑧ Worksurface finish price group:
STD = Group 1
STD2 = Group 2 (+20%)
- ⑨ Worksurface finish designator
- ⑩ Drawer front finish designator (omit for LW and W models)
- ⑪ Chassis finish designator (omit for LW and W)
- ⑫ Rim finish price group (omit for L and W models):
STD = Group 1
STD2 = Group 2 (+20%)
- ⑬ Rim finish designator (omit for W models)
- ⑭ Wood interior drawer option (omit for standard drawers and L models):
WD = Wood interior drawers (+5%)

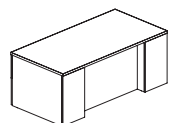
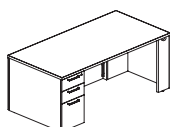
Single-Pedestal Desks

Rectangular Top

GSA SIN 711-8



Approach side



Approach side

D	W	H	KW	KH	AO	Model	Laminate with P Rim	Wood or Lam. with Wood F or M Rim	Wood or Lam. with Wood S Rim
---	---	---	----	----	----	-------	---------------------	-----------------------------------	------------------------------

Pedestal on Right

Softened or Reed Rim

30"	66"	28¾"	50"	27½"	5¾"	53K3066DRFB	\$2107	\$3113	—
36"	72"	28¾"	56"	27½"	5¾"	53K3672DRFB	2213	3271	—

Knife Rim

32"	66"	28¾"	50"	27½"	5¾"	53K3266DRFB	—	—	\$3199
38"	72"	28¾"	56"	27½"	5¾"	53K3872DRFB	—	—	3357

Pedestal on Left

Softened or Reed Rim

30"	66"	28¾"	50"	27½"	5¾"	53K3066DLFB	\$2107	\$3113	—
36"	72"	28¾"	56"	27½"	5¾"	53K3672DLFB	2213	3271	—

Knife Rim

32"	66"	28¾"	50"	27½"	5¾"	53K3266DLFB	—	—	\$3199
38"	72"	28¾"	56"	27½"	5¾"	53K3872DLFB	—	—	3357

*Knife rim overhangs user side by 1¼".

Single-pedestal desks can be used as standalone units.

Center Drawers
➤ See the Priority Price List.

Locking Information	➤ See page 9
Product Information	13
Filing Capacities	24
Finishes & Materials	A1

Standard Includes

- Box/box/file letter-width pedestal
- One lock
- Breakfront modesty panel
- Two hinged access doors
- Two cord openings

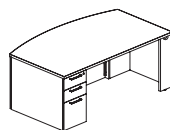
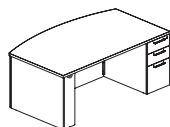
How to Specify

- 1 Model
- 2 Worksurface/chassis materials:
L = Laminate with PVC rim/laminate
LW = Laminate with wood rim/wood
W = Wood with wood rim/wood
- 3 Pedestal option:
1 = BBF
- 4 Rim profile:
P = Softened PVC (L models only)
F = Softened wood (LW or W models only)
M = Reed wood (LW or W models only)
S = Knife wood (LW or W models only)
- 5 Pull option:
➤ See page 17 for designators.
- 6 Lock option:
KRB = Key random, black lock core
KRS = Key random, silver lock core
KS = Key specific (-\$23); specify lock core separately
- 7 Worksurface grommet option:
➤ See page 15 for designators.
X = No grommet
- 8 Worksurface finish price group:
STD = Group 1
STD2 = Group 2 (+20%)
- 9 Worksurface finish designator
- 10 Drawer front finish designator (omit for LW and W models)
- 11 Chassis finish designator (omit for LW and W)
- 12 Rim finish price group (omit for L & W models):
STD = Group 1
STD2 = Group 2 (+20%)
- 13 Rim finish designator (omit for W models)
- 14 Wood interior drawer option (omit for standard drawers and L models):
WD = Wood interior drawers (+5%)

Single-Pedestal Desks

Arc Top

GSA SIN 711-8



D	W	H	KW	KH	AO	Model	Laminate with P Rim	Wood or Lam. with Wood F or M Rim	Wood or Lam. with Wood S Rim
Pedestal on Right									
Softened or Reed Rim									
30"	66"	28¾"	50"	27½"	5¾"	53K3066DRFBA	\$2149	\$3176	—
36"	72"	28¾"	56"	27½"	5¾"	53K3672DRFBA	\$2259	\$3337	—
Knife Rim									
32"	66"	28¾"	50"	27½"	5¾"	53K3266DRFBA	—	—	\$3263
38"	72"	28¾"	56"	27½"	5¾"	53K3872DRFBA	—	—	3424

Pedestal on Left									
Softened or Reed Rim									
30"	66"	28¾"	50"	27½"	5¾"	53K3066DLFBA	\$2149	\$3176	—
36"	72"	28¾"	56"	27½"	5¾"	53K3672DLFBA	\$2259	\$3337	—
Knife Rim									
32"	66"	28¾"	50"	27½"	5¾"	53K3266DLFBA	—	—	\$3263
38"	72"	28¾"	56"	27½"	5¾"	53K3872DLFBA	—	—	3424

*Knife rim overhangs user side by 1¼".
Arc top depth dimensions represent the widest point.

Single-pedestal desks can be used as standalone units.

Center Drawers
►See the Priority Price List.

Locking Information	►See page 9
Product Information	13
Filing Capacities	24
Finishes & Materials	A1

Standard Includes

- Box/box/file letter-width pedestal
- One lock
- Breakfront modesty panel
- Two hinged access doors
- Two cord openings

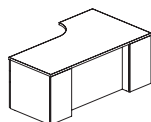
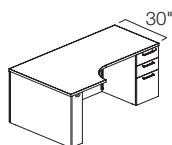
How to Specify

- 1 Model
- 2 Worksurface/chassis materials:
L = Laminate with PVC rim/laminate
LW = Laminate with wood rim/wood
W = Wood with wood rim/wood
- 3 Pedestal option:
1 = BBF
- 4 Rim profile:
P = Softened PVC (L models only)
F = Softened wood (LW or W models only)
M = Reed wood (LW or W models only)
S = Knife wood (LW or W models only)
- 5 Pull option:
 ►See page 17 for designators.
- 6 Lock option:
KRB = Key random, black lock core
KRS = Key random, silver lock core
KS = Key specific (-\$23); specify lock core separately
- 7 Worksurface grommet option:
 ►See page 15 for designators.
X = No grommet
- 8 Worksurface finish price group:
STD = Group 1
STD2 = Group 2 (+20%)
- 9 Worksurface finish designator
- 10 Drawer front finish designator (omit for LW and W models)
- 11 Chassis finish designator (omit for LW and W)
- 12 Rim finish price group (omit for L and W models):
STD = Group 1
STD2 = Group 2 (+20%)
- 13 Rim finish designator (omit for W models)
- 14 Wood interior drawer option (omit for standard drawers and L models):
WD = Wood interior drawers (+5%)

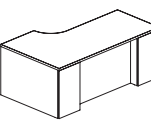
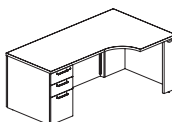
Single-Pedestal Desks

Extended Top

GSA SIN 711-8



Approach side



Approach side

D	W	H	KW	KH	AO	Model	Laminate with P Rim	Wood or Lam. with Wood F or M Rim	Wood or Lam. with Wood S Rim
Pedestal on Right									
Softened or Reed Rim									
42"	72"	28¾"	56"	27½"	5¾"	53K4272DRFEB	\$2443	\$3612	—
Knife Rim									
44"	72"	28¾"	56"	27½"	5¾"	53K4472DRFEB	—	—	\$3724

Pedestal on Left									
Softened or Reed Rim									
42"	72"	28¾"	56"	27½"	5¾"	53K4272DLFEB	\$2443	\$3612	—
Knife Rim									
44"	72"	28¾"	56"	27½"	5¾"	53K4472DLFEB	—	—	\$3724

*Knife rim overhangs user side by 1¼".

IMPORTANT: Single-pedestal extended top desks are not intended for use as stand-alone units.

Center Drawers
►See the Priority Price List.

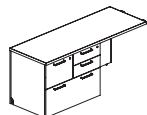
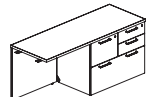
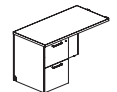
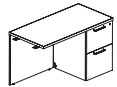
Locking Information	►See page 9
Product Information	13
Filing Capacities	24
Finishes & Materials	A1

Standard Includes

- Box/box/file letter-width pedestal
- One lock
- Breakfront modesty panel
- Two hinged access doors
- Two cord openings

How to Specify

- 1 Model
- 2 Worksurface/chassis materials:
L = Laminate with PVC rim/laminate
LW = Laminate with wood rim/wood
W = Wood with wood rim/wood
- 3 Pedestal option:
1 = BBF
- 4 Rim profile:
P = Softened PVC (L models only)
F = Softened wood (LW or W models only)
M = Reed wood (LW or W models only)
S = Knife wood (LW or W models only)
- 5 Pull option:
 ►See page 17 for designators.
- 6 Lock option:
KRB = Key random, black lock core
KRS = Key random, silver lock core
KS = Key specific (-\$23); specify lock core separately
- 7 Worksurface grommet option:
 ►See page 15 for designators.
X = No grommet
- 8 Worksurface finish price group:
STD = Group 1
STD2 = Group 2 (+20%)
- 9 Worksurface finish designator
- 10 Drawer front finish designator (omit for LW and W models)
- 11 Chassis finish designator (omit for LW and W)
- 12 Rim finish price group (omit for L and W models):
STD = Group 1
STD2 = Group 2 (+20%)
- 13 Rim finish designator (omit for W models)
- 14 Wood interior drawer option (omit for standard drawers and L models):
WD = Wood interior drawers (+5%)



D	W	H	KW	KH	Model	Laminate with P Rim	Wood or Lam. with Wood F or M Rim	Wood or Lam. with Wood S Rim
File/File Pedestal on Right								
Softened or Reed Rim								
24"	42"	28¾"	27"	27½"	53K2442RREF	\$1266	\$1962	—
24"	48"	28¾"	33"	27½"	53K2448RREF	1293	2004	—
Knife Rim								
25"	42"	28¾"	27"	27½"	53K2542RREF	—	—	\$2035
25"	48"	28¾"	33"	27½"	53K2548RREF	—	—	2079
File/File Pedestal on Left								
Softened or Reed Rim								
24"	42"	28¾"	27"	27½"	53K2442RLEF	\$1266	\$1962	—
24"	48"	28¾"	33"	27½"	53K2448RLEF	1293	2004	—
Knife Rim								
25"	42"	28¾"	27"	27½"	53K2542RLEF	—	—	\$2035
25"	48"	28¾"	33"	27½"	53K2548RLEF	—	—	2079
Multi-File Pedestal on Right								
Softened or Reed Rim								
24"	66"	28¾"	30"	27½"	53K2466RREF	\$1973	\$3038	—
Knife Rim								
25"	66"	28¾"	30"	27½"	53K2566RREF	—	—	\$3120
Multi-File Pedestal on Left								
Softened or Reed Rim								
24"	66"	28¾"	30"	27½"	53K2466RLEF	\$1973	\$3038	—
Knife Rim								
25"	66"	28¾"	30"	27½"	53K2566RLEF	—	—	\$3120

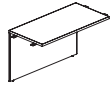
*Knife rim overhangs user side by 1¼".

Standard Includes

- File/file letter-width pedestal or 36"W multi-file pedestal (two box drawers, one file drawer, and one lateral file drawer)
- One lock in file/file pedestal; two locks in multi-file pedestal
- Hinged modesty panel (ships unattached; assembly required)
- Two cord openings
- Front-to-back grain direction on worksurface on file/file returns and wood multi-file returns; side-to-side on laminate multi-file return

How to Specify

- 1 Model
- 2 Worksurface/chassis materials:
L = Laminate with PVC rim/laminate
LW = Laminate with wood rim/wood
W = Wood with wood rim/wood
- 3 Pedestal option:
2 = File/file **10** = Multi-file
- 4 Rim profile:
P = Softened PVC (L models only)
F = Softened wood (LW or W models only)
M = Reed wood (LW or W models only)
S = Knife wood (LW or W models only)
- 5 Pull option:
 ➤ See page 17 for designators.
- 6 Lock option:
KRB = Key random, black lock core
KRS = Key random, silver lock core
KS = Key specific (-\$23 per lock); specify lock core(s) separately
- 7 Worksurface grommet option:
 ➤ See page 15 for designators.
X = No grommet
- 8 Modesty panel grommet option:
MG1MB = Center (+\$59)
X = No grommet
- 9 Worksurface finish price group:
STD = Group 1
STD2 = Group 2 (+20%)
- 10 Worksurface finish designator
- 11 Drawer front finish designator (omit for LW and W models)
- 12 Chassis finish designator (omit for LW and W)
- 13 Rim finish price group (omit for L & W models):
STD = Group 1 **STD2** = Group 2 (+20%)
- 14 Rim finish designator (omit for W models)
- 15 Wood interior drawer option (omit for standard drawers and L models):
WD = Wood interior drawers (+5%)



D	W	H	KH	Model	Laminate with P Rim	Wood or Lam. with Wood F or M Rim	Wood or Lam. with Wood S Rim
With Modesty Panel							
Softened or Reed Rim							
24"	30"	28¾"	27½"	53K2430BEF	\$456	\$868	—
24"	36"	28¾"	27½"	53K2436BEF	474	904	—
24"	42"	28¾"	27½"	53K2442BEF	494	938	—
24"	48"	28¾"	27½"	53K2448BEF	515	978	—
Knife Rim							
25"	30"	28¾"	27½"	53K2530BEF	—	—	\$936
25"	36"	28¾"	27½"	53K2536BEF	—	—	973
25"	42"	28¾"	27½"	53K2542BEF	—	—	1010
25"	48"	28¾"	27½"	53K2548BEF	—	—	1056

*Knife rim overhangs user side by 1¼".

Locking Information	➤ See page 9
Product Information	13
Filing Capacities	24
Finishes & Materials	A1

Standard Includes

- Hinged modesty panel (ships unattached; assembly required)
- Front-to-back grain direction on worksurface

How to Specify

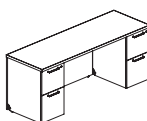
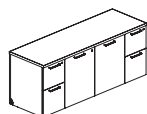
- 1 Model
- 2 Worksurface/modesty panel materials:
L = Laminate with PVC rim/laminate
LW = Laminate with wood rim/wood
W = Wood with wood rim/wood
- 3 Rim profile:
P = Softened PVC (L models only)
F = Softened wood (LW or W models only)
M = Reed wood (LW or W models only)
S = Knife wood (LW or W models only)
- 4 Worksurface grommet option:
➤ See page 15 for designators.
X = No grommet
- 5 Modesty panel grommet option:
MG1MB = Center (+\$59)
X = No grommet
- 6 Worksurface finish price group:
STD = Group 1
STD2 = Group 2 (+20%)
- 7 Worksurface finish designator
- 8 Chassis finish designator (omit for LW and W models)
- 9 Rim finish price group (omit for L and W models):
STD = Group 1
STD2 = Group 2 (+20%)
- 10 Rim finish designator (omit for W models)

Credenzas

Storage and Kneespace

†GSA SIN 711-9

††GSA SIN 711-8



D	W	H	KW	KH	Model	Laminate with P Rim	Wood or Lam. with Wood F or M Rim	Wood or Lam. with Wood S Rim
Storage †								
Softened or Reed Rim								
24"	66"	28¾"			53K2466CSF	\$2351	\$3457	\$3457
24"	72"	28¾"			53K2472CSF	2413	3565	3565
Knife Rim								
25"	66"	28¾"			53K2566CSF	—	\$3559	\$3559
25"	72"	28¾"			53K2572CSF	—	3672	3672
Kneespace ††								
Softened or Reed Rim								
24"	66"	28¾"	36"	27½"	53K2466CKF	\$2117	\$3129	\$3129
24"	72"	28¾"	42"	27½"	53K2472CKF	2134	3155	3155
Knife Rim								
25"	66"	28¾"	36"	27½"	53K2566CKF	—	\$3210	\$3210
25"	72"	28¾"	42"	27½"	53K2572CKF	—	3239	3239

*Knife rim overhangs user side by 1¼".

Standard Includes

- Two file/file letter-width pedestals
- Two hinged doors and one adjustable shelf in center section of storage credenza (locking)
- Three locks in storage credenza; two locks in kneespace model
- Hinged modesty panel on kneespace credenzas
- Finished back
- Two cord openings in each pedestal with black grommets

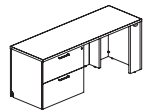
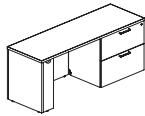
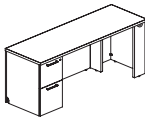
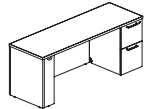
How to Specify

- ① Model
- ② Worksurface/chassis materials:
L = Laminate with PVC rim/laminate
LW = Laminate with wood rim/wood
W = Wood with wood rim/wood
- ③ Pedestal option:
2 = File/file
- ④ Rim profile:
P = Softened PVC (L models only)
F = Softened wood (LW or W models only)
M = Reed wood (LW or W models only)
S = Knife wood (LW or W models only)
- ⑤ Pull option:
➤ See page 17 for designators.
- ⑥ Lock option:
KRB = Key random, black lock core
KRS = Key random, silver lock core
KS = Key specific (-\$23 per lock); specify lock core(s) separately
- ⑦ Worksurface grommet option:
➤ See page 15 for designators.
X = No grommet
- ⑧ Modesty panel grommet option (omit for storage credenza):
MG1MB = Center (+\$59)
X = No grommet
- ⑨ Worksurface finish price group:
STD = Group 1
STD2 = Group 2 (+20%)
- ⑩ Worksurface finish designator
- ⑪ Drawer front finish designator (omit for LW and W models)
- ⑫ Chassis finish designator (omit for LW and W)
- ⑬ Rim finish price group (omit for L & W models):
STD = Group 1
STD2 = Group 2 (+20%)
- ⑭ Rim finish designator (omit for W models)
- ⑮ Wood interior drawer option (omit for standard drawers and L models):
WD = Wood interior drawers (+5%)

Credenzas

Single Pedestal and Lateral File

GSA SIN 711-8



D	W	H	KW	KH	Model	Laminate with P Rim	Wood or Lam. with Wood F or M Rim	Wood or Lam. with Wood S Rim
Single-Pedestal on Right								
Softened or Reed Rim								
24"	66"	28¾"	50"	27½"	53K2466CRF	\$1977	\$2921	—
24"	72"	28¾"	56"	27½"	53K2472CRF	2006	2964	—
Knife Rim								
25"	66"	28¾"	50"	27½"	53K2566CRF	—	—	\$3003
25"	72"	28¾"	56"	27½"	53K2572CRF	—	—	3046
Single-Pedestal on Left								
Softened or Reed Rim								
24"	66"	28¾"	50"	27½"	53K2466CLF	\$1977	\$2921	—
24"	72"	28¾"	56"	27½"	53K2472CLF	2006	2964	—
Knife Rim								
25"	66"	28¾"	50"	27½"	53K2566CLF	—	—	\$3003
25"	72"	28¾"	56"	27½"	53K2572CLF	—	—	3046
Lateral File on Right								
Softened or Reed Rim								
24"	72"	28¾"	41¼"	27½"	53K2472CRF	\$2132	\$3151	—
Knife Rim								
25"	72"	28¾"	41¼"	27½"	53K2572CRF	—	—	\$3195
Lateral File on Left								
Softened or Reed Rim								
24"	72"	28¾"	41¼"	27½"	53K2472CLF	\$2132	\$3151	—
Knife Rim								
25"	72"	28¾"	41¼"	27½"	53K2572CLF	—	—	\$3195

*Knife rim overhangs user side by 1¼".

IMPORTANT: Single-pedestal credenzas may be used as stand-alone units.

Locking Information	➤ See page 9
Product Information	13
Filing Capacities	24
Finishes & Materials	A1

Standard Includes

- File/file letter-width pedestal or 30"W lateral file
- One lock
- Hinged modesty
- Finished back
- Two cord openings with black grommets

How to Specify

- ① Model
- ② Worksurface/chassis materials:
L = Laminate with PVC rim/laminate
LW = Laminate with wood rim/wood
W = Wood with wood rim/wood
- ③ Pedestal option:
2 = File/File **6** = Lateral File
- ④ Rim profile:
P = Softened PVC (L models only)
F = Softened wood (LW or W models only)
M = Reed wood (LW or W models only)
S = Knife wood (LW or W models only)
- ⑤ Pull option:
➤ See page 17 for designators.
- ⑥ Lock option:
KRB = Key random, black lock core
KRS = Key random, silver lock core
KS = Key specific (-\$23); specify lock core separately
- ⑦ Worksurface grommet option:
➤ See page 15 for designators.
X = No grommet
- ⑧ Modesty panel grommet option:
MG1MB = Center (+\$59)
X = No grommet
- ⑨ Worksurface finish price group:
STD = Group 1 **STD2** = Group 2 (+20%)
- ⑩ Worksurface finish designator
- ⑪ Drawer front finish designator (omit for LW and W models)
- ⑫ Chassis finish designator (omit for LW and W)
- ⑬ Rim finish price group (omit for L & W models):
STD = Group 1 **STD2** = Group 2 (+20%)
- ⑭ Rim finish designator (omit for W models)
- ⑮ Wood interior drawer option (omit for standard drawers and L models):
WD = Wood interior drawers (+5%)

Support Panels

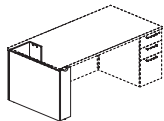
For Use with Rectangular and Arc Worksurfaces

GSA SIN 711-8

Locking Information	➤ See page 9
Product Information	16
Filing Capacities	24
Finishes & Materials	A1



D	W	H	Model	Laminate	Wood
Right End Support					
For Use with 24" and 25"D Rectangular Worksurfaces					
23 ⁵ / ₈ "	18"	27 ⁵ / ₈ "	53K2418SESR	\$542	\$895
For Use with 30" and 32"D Rectangular Worksurfaces					
29 ⁵ / ₈ "	15"	27 ⁵ / ₈ "	53K3015SESR	\$551	\$908
For Use with 30" and 32"D Rectangular Worksurfaces and 36"D Arc Worksurfaces					
29 ⁵ / ₈ "	18"	27 ⁵ / ₈ "	53K3018SESR	\$558	\$919
For Use with 36" and 38"D Rectangular Worksurfaces and 42"D Arc Worksurfaces					
35 ⁵ / ₈ "	18"	27 ⁵ / ₈ "	53K3618SESR	\$567	\$935
Left End Support					
For Use with 24" and 25"D Rectangular Worksurfaces					
23 ³ / ₈ "	18"	27 ⁵ / ₈ "	53K2418SESL	\$542	\$895
For Use with 30" and 32"D Rectangular Worksurfaces					
29 ⁵ / ₈ "	15"	27 ⁵ / ₈ "	53K3015SESL	\$551	\$908
For Use with 30" and 32"D Rectangular Worksurfaces and 36"D Arc Worksurfaces					
29 ⁵ / ₈ "	18"	27 ⁵ / ₈ "	53K3018SESL	\$558	\$919
For Use with 36" and 38"D Rectangular Worksurfaces and 42"D Arc Worksurfaces					
35 ⁵ / ₈ "	18"	27 ⁵ / ₈ "	53K3618SESL	\$567	\$935



IMPORTANT: End-support panels are used to support the non-pedestal end of a worksurface.

Worksurfaces and Mid-Support Panels
➤ See the Priority Price List.

Standard Includes

- End-support panel
- Attachment hardware
- One cord opening

How to Specify

- ① Model
- ② Material:
L = Laminate
W = Wood
- ③ Finish price group (omit for L model):
STD = Group 1
STD2 = Group 2 (+20%)
- ④ Finish designator

Undersurface Storage

15" and 18"W Pedestals

GSA SIN 711-8

Locking Information	➤ See page 9
Product Information	18
Filing Capacities	24
Finishes & Materials	A1



<i>D</i>	<i>W</i>	<i>H</i>	<i>Model</i>	<i>Laminate</i>	<i>Wood</i>
Box/Box/File					
Letter Width					
23 ⁵ / ₈ "	15"	27 ⁵ / ₈ "	53K2415PUBBF	\$846	\$1123
29 ⁵ / ₈ "	15"	27 ⁵ / ₈ "	53K3015PUBBF	894	1178
Legal Width					
23 ⁵ / ₈ "	18"	27 ⁵ / ₈ "	53K2418PUBBF	\$871	\$1147
29 ⁵ / ₈ "	18"	27 ⁵ / ₈ "	53K3018PUBBF	917	1211
35 ⁵ / ₈ "	18"	27 ⁵ / ₈ "	53K3618PUBBF	968	1276
File/File					
Letter Width					
23 ⁵ / ₈ "	15"	27 ⁵ / ₈ "	53K2415PUFF	\$820	\$1083
29 ⁵ / ₈ "	15"	27 ⁵ / ₈ "	53K3015PUFF	871	1129
Legal Width					
23 ⁵ / ₈ "	18"	27 ⁵ / ₈ "	53K2418PUFF	\$846	\$1108
29 ⁵ / ₈ "	18"	27 ⁵ / ₈ "	53K3018PUFF	895	1165
35 ⁵ / ₈ "	18"	27 ⁵ / ₈ "	53K3618PUFF	930	1220

Standard Includes

- Finished back panel
- Open top
- Lock
- Two cord openings with black grommets on 24"D pedestals only; one in the back lower corner of each side panel.

How to Specify

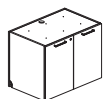
- ① Model
- ② Material:
L = Laminate
W = Wood
- ③ Pull option:
➤ See page 17 for designators.
- ④ Lock option:
KRB = Key random, black lock core
KRS = Key random, silver lock core
KS = Key specific (-\$23); specify lock core separately
- ⑤ Wood finish price group (omit for L model):
STD = Group 1
STD2 = Group 2 (+20%)
- ⑥ Wood finish designator (omit for L model)
- ⑦ Drawer front finish designator (omit for W model)
- ⑧ Chassis finish designator (omit for W model)
- ⑨ Wood interior drawer option (omit for standard drawers and L models):
WD = Wood interior drawers (+5%)

Undersurface Storage

30" and 36"W Pedestals

GSA SIN 711-8

Locking Information	➤ See page 9
Product Information	18
Filing Capacities	24
Finishes & Materials	A1



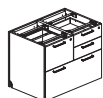
<i>D</i>	<i>W</i>	<i>H</i>	<i>Model</i>	<i>Laminate</i>	<i>Wood</i>
Hinged-Door Storage					
23 ⁵ / ₈ "	30"	27 ⁵ / ₈ "	53K2430PUH	\$1133	\$1496
23 ⁵ / ₈ "	36"	27 ⁵ / ₈ "	53K2436PUH	1224	1618



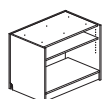
Two-Drawer Lateral File					
23 ⁵ / ₈ "	30"	27 ⁵ / ₈ "	53K2430LFM2	\$1127	\$1861
23 ⁵ / ₈ "	36"	27 ⁵ / ₈ "	53K2436LFM2	1205	1990



Multi-File					
Box/Box/Open/Lateral File					
23 ¹ / ₂ "	30"	27 ⁵ / ₈ " (shown)	53K2430PUBBR	\$1439	\$1919
23 ¹ / ₂ "	36"	27 ⁵ / ₈ "	53K2436PUBBR	1553	2067



Box/Box/File/Lateral File					
23 ⁵ / ₈ "	30"	27 ⁵ / ₈ "	53K2430PUBBFL	\$1497	\$1978
23 ⁵ / ₈ "	36"	27 ⁵ / ₈ "	53K2436PUBBFL	1611	2126



Printer/CPU Storage					
23 ⁵ / ₈ "	36"	27 ⁵ / ₈ "	53K2436PUPU	\$1224	\$1618

IMPORTANT: Worksurfaces must be specified separately.

Worksurfaces and Ganging Brackets
➤ See the Priority Price List.

Standard Includes

- Finished back panel
- Open top
- Lock (except on printer/CPU storage model)
- Adjustable shelf on hinged-door model
- One lock on hinged-door, two-drawer lateral file, and box/box/open/lateral multi-file pedestal; two locks on box/box/file/lateral multi-file pedestal
- Door and drawer pull on each door/drawer; lateral file drawer on box/box/file/lateral multi-file pedestal has two pulls
- One adjustable shelf at top of printer/CPU storage; printer (bottom) shelf has a 100 lb. weight limit
- Interlock mechanism (allows only one drawer to be open at a time to help prevent tipping)
- Two cord openings with black grommets; one in the back lower corner of each side panel

How to Specify

- 1 Model
- 2 Material:
L = Laminate
W = Wood
- 3 Pull option (omit for printer/CPU storage model):
➤ See page 17 for designators.
- 4 Lock option (omit for printer/cpu storage):
KRB = Key random, black lock core
KRS = Key random, silver lock core
KS = Key specific (-\$23 per lock); specify lock core(s) separately
- 5 Wood finish price group (omit for L model):
STD = Group 1
STD2 = Group 2 (+20%)
- 6 Wood finish designator (omit for L model)
- 7 Drawer front finish designator (omit for W model)
- 8 Chassis finish designator (omit for W model)
- 9 Wood interior drawer option (omit for standard drawers, L models, and printer/cpu storage):
WD = Wood interior drawers (+5%)

Undersurface Storage

15" and 30"W with Spacers

GSA SIN 711-2

Locking Information	➤ See page 9
Product Information	19
Filing Capacities	24
Finishes & Materials	A1



<i>D</i>	<i>W</i>	<i>H</i>	<i>Model</i>	<i>Laminate</i>	<i>Wood</i>
Box/Box/File					
Letter Width					
23½"	14½/16"	279/16"	53K2415PUBBFS	\$870	\$1146
29½"	14½/16"	279/16"	53K3015PUBBFS	916	1202
35½"	14½/16"	279/16"	53K3615PUBBFS	964	1261



File/File					
Letter Width					
23½"	14½/16"	279/16"	53K2415PUFFS	\$845	\$1108
29½"	14½/16"	279/16"	53K3015PUFFS	895	1152
35½"	14½/16"	279/16"	53K3615PUFFS	931	1199



Lateral File					
23½"	29½/16"	279/16"	53K2430LFM2S	\$1151	\$1885

Standard Includes

- Enclosed top with four spacers
- Finished back panel
- Lock

How to Specify

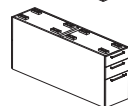
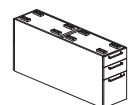
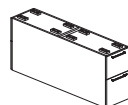
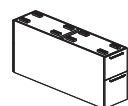
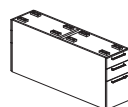
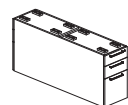
- 1 Model
- 2 Material:
L = Laminate
W = Wood
- 3 Pull option:
➤ See page 17 for designators.
- 4 Lock option:
KRB = Key random, black hinged key
KRS = Key random, silver key
KS = Key specific (-\$23); specify lock core separately
- 5 Wood finish price group (omit for L model):
STD = Group 1
STD2 = Group 2 (+20%)
- 6 Wood finish designator (omit for L model)
- 7 Drawer front finish designator (omit for W model)
- 8 Chassis finish designator (omit for W model)
- 9 Chassis back finish designator (omit for W model)
- 10 Wood interior drawer option (omit for standard drawers and L models):
WD = Wood interior drawers (+5%)

IMPORTANT: Starter bracket must be specified separately.
➤ See the Priority Price List.

Undersurface Storage

Double-Sided with Spacers

GSA SIN 711-2



<i>D</i>	<i>W</i>	<i>H</i>	<i>Model</i>	<i>Laminate</i>	<i>Wood</i>
Box/Box/File – Box/Box/File					
47 1/16"	14 15/16"	27 9/16"	53K4815PUD1	\$1861	\$2470
59 3/4"	14 15/16"	27 9/16"	53K6015PUD1	1965	2592
For Use with Stanchions					
50 3/16"	14 15/16"	27 9/16"	53K5015PUD1S	\$1887	\$2510
62 1/4"	14 15/16"	27 9/16"	53K6215PUD1S	1992	2618
File/File – File/File					
47 1/16"	14 15/16"	27 9/16"	53K4815PUD2	\$1806	\$2385
59 3/4"	14 15/16"	27 9/16"	53K6015PUD2	1915	2484
For Use with Stanchions					
50 3/16"	14 15/16"	27 9/16"	53K5015PUD2S	\$1832	\$2410
62 1/4"	14 15/16"	27 9/16"	53K6215PUD2S	1942	2510
Box/Box/File – File/File					
47 1/16"	14 15/16"	27 9/16"	53K4815PUD8	\$1834	\$2426
59 3/4"	14 15/16"	27 9/16"	53K6015PUD8	1941	2537
For Use with Stanchions					
50 3/16"	14 15/16"	27 9/16"	53K5015PUD8S	\$1859	\$2453
62 1/4"	14 15/16"	27 9/16"	53K6215PUD8S	1966	2563

IMPORTANT: Specify stanchions separately for 50" and 62"W pedestals.

IMPORTANT: Starter bracket must be specified separately. Specify 2 for end application, specify 4 for mid-support application.
►See the Priority Price List.

Locking Information	►See page 9
Product Information	19
Filing Capacities	24
Finishes & Materials	A1

Standard Includes

- One lock per pedestal side
- Enclosed top with 8 spacers
- One cord opening in top of pedestal

How to Specify

- ① Model
- ② Material:
L = Laminate
W = Wood
- ③ Pull option:
►See page 17 for designators.
- ④ Lock option:
KRB = Key random, black hinged key
KRS = Key random, silver key
KS = Key specific (-\$46); specify two lock cores separately
- ⑤ Wood finish price group (omit for L model):
STD = Group 1
STD2 = Group 2 (+20%)
- ⑥ Wood finish designator (omit for L model)
- ⑦ Drawer front finish designator (omit for W model)
- ⑧ Chassis finish designator (omit for W model)
- ⑨ Wood interior drawer option (omit for standard drawers and L models):
WD = Wood interior drawers (+5%)

Locking Information	➤ See page 9
Product Information	20
Filing Capacities	24
Finishes & Materials	A1



D	W	H	Model	Fabric Price Grade						
				1 or COM	2	3 or COL	4	5	6	7
Box/File with Cushion Top										
Laminate										
23"	14 ¹⁵ / ₁₆ "	23 ⁹ / ₁₆ "	53K2415PMBFCL	\$1088	\$1113	\$1129	\$1144	\$1166	\$1190	\$1214
Wood										
23"	14 ¹⁵ / ₁₆ "	23 ⁹ / ₁₆ "	53K2415PMBFCW	\$1449	\$1474	\$1490	\$1505	\$1527	\$1551	\$1575



D	W	H	Model	Price
Box/Box/File				
Laminate				
23"	14 ¹⁵ / ₁₆ "	27 ⁵ / ₁₆ "	53K2415PMBBFL	\$1202
Wood				
23"	14 ¹⁵ / ₁₆ "	27 ⁵ / ₁₆ "	53K2415PMBBFW	\$1602



File/File				
Laminate				
23"	14 ¹⁵ / ₁₆ "	27 ⁵ / ₁₆ "	53K2415PMFFL	\$1144
Wood				
23"	14 ¹⁵ / ₁₆ "	27 ⁵ / ₁₆ "	53K2415PMFFW	\$1525



Active File				
Laminate				
22 ¹³ / ₁₆ "	14 ¹⁵ / ₁₆ "	23"	53K2215PMAFL	\$1096
Wood				
22 ¹³ / ₁₆ "	14 ¹⁵ / ₁₆ "	23"	53K2215PMAFW	\$1355

Standard Includes

- Lock
- Finished front, back, sides, and 3/4"-thick self-edge top
- Anti-tip device on bottom drawer
- Dual-wheel locking casters
- Upholstered cushion top on box/file model: seating upholstery (except leather)
COM yardage = .8 yard 54"W non-directional fabric
- Active file model top area: two sections for storage and hanging Pendaflex® folders in the rear section

How to Specify

- ① Model
- ② Pull option:
➤ See page 17 for designators.
- ③ Lock option:
KRB = Key random, black lock core
KRS = Key random, silver lock core
KS = Key specific (-\$23); specify lock core separately
- ④ Wood finish price group (omit for L model):
STD = Group 1
STD2 = Group 2 (+20%)
- ⑤ Wood finish designator (omit for L model)
- ⑥ Front laminate designator (omit for W model)
- ⑦ Chassis laminate designator (omit for W model)
- ⑧ Back laminate designator (omit for W model)
- ⑨ Fabric grade (include for cushion-top model only)
- ⑩ Fabric designator (include for cushion-top model only)
- ⑪ Wood interior drawer option (omit for standard drawers and L models):
WD = Wood interior drawers (+5%)

Low Storage

Wide Box/Lateral File

GSA SIN 711-2

Locking Information	➤ See page 9
Product Information	20
Filing Capacities	24
Finishes & Materials	A1



<i>D</i>	<i>W</i>	<i>H</i>	<i>Model</i>	<i>Laminate</i>	<i>Wood</i>
22"H					
16"	29 ¹⁵ / ₁₆ "	21 ³ / ₈ "	53K163022PFBLF	\$907	\$1488
16"	35 ⁷ / ₈ "	21 ³ / ₈ "	53K163622PFBLF	971	1590
23 ¹ / ₂ "	29 ¹⁵ / ₁₆ "	21 ³ / ₈ "	53K243022PFBLF	1057	1730
23 ¹ / ₂ "	35 ⁷ / ₈ "	21 ³ / ₈ " (shown)	53K243622PFBLF	1129	1850

Standard Includes

- Finished front, back, and sides
- Open top
- Anti-tip device on bottom drawer
- Lock

How to Specify

- ① Model
- ② Material:
L = Laminate
W = Wood
- ③ Pull option:
 ➤ See page 17 for designators.
- ④ Lock option:
KRB = Key random, black lock core
KRS = Key random, silver lock core
KS = Key specific (-\$23); specify lock core separately
- ⑤ Wood finish price group (omit for L model):
STD = Group 1
STD2 = Group 2 (+20%)
- ⑥ Wood finish designator (omit for L model)
- ⑦ Front laminate designator (omit for W model)
- ⑧ Chassis laminate designator (omit for W model)
- ⑨ Back laminate designator (omit for W model)
- ⑩ Wood interior drawer option (omit for standard drawers and L models):
WD = Wood interior drawers (+5%)

IMPORTANT: Low storage must be used with a component top or cushion top.
 ➤ See the Priority Price List.

Low Storage

Lateral File and Open/Lateral File

GSA SIN 711-2

Locking Information	➤ See page 9
Product Information	20
Filing Capacities	24
Finishes & Materials	A1

Standard Includes

15"H

- Finished front, back, sides, and subtop
- Anti-tip device on bottom drawer
- Lock
- Four non-locking casters on mobile units

22"H

- Finished front, back, and sides
- 1 fixed shelf in 22"H model
- 2 holes spaced 3¼" apart to accept straight shelves and organizer shelves, specified separately
- Anti-tip device on bottom drawer
- Lock
- Four non-locking casters on mobile units

How to Specify

- 1 Model
- 2 Material:
L = Laminate
W = Wood
- 3 Pull option:
➤ See page 17 for designators.
- 4 Lock option:
KRB = Key random, black lock core
KRS = Key random, silver lock core
KS = Key specific (-\$23); specify lock core separately
- 5 Wood finish price group (omit for L model):
STD = Group 1
STD2 = Group 2 (+20%)
- 6 Wood finish designator (omit for L model)
- 7 Front laminate designator (omit for W model)
- 8 Chassis laminate designator (omit for W model)
- 9 Back laminate designator (omit for W model)
- 10 Wood interior drawer option (omit for standard drawer and L models):
WD = Wood interior drawer (+5%)

D	W	H	Model	Laminate	Wood
15"H					
Fixed					
16"	29½"	15¾"	53K163015LF1	\$586	\$961
16"	35⅞"	15¾"	53K163615LF1	625	1025
23½"	29½"	15¾" (shown)	53K243015LF1	681	1117
23½"	35⅞"	15¾"	53K243615LF1	729	1194
Mobile					
16"	29½"	15¾" (shown)	53K163015LFM1	\$646	\$1056
16"	35⅞"	15¾"	53K163615LFM1	687	1127
23½"	29½"	15¾"	53K243015LFM1	748	1229
23½"	35⅞"	15¾"	53K243615LFM1	801	1313
22"H					
Fixed					
16"	29½"	21¾" (shown)	53K163022PFOLF	\$781	\$1279
16"	35⅞"	21¾"	53K163622PFOLF	834	1367
23½"	29½"	21¾"	53K243022PFOLF	907	1488
23½"	35⅞"	21¾"	53K243622PFOLF	971	1590
Mobile					
16"	29½"	21¾"	53K163022PMOLF	\$860	\$1409
16"	35⅞"	21¾"	53K163622PMOLF	917	1506
23½"	29½"	21¾"	53K243022PMOLF	999	1638
23½"	35⅞"	21¾" (shown)	53K243622PMOLF	1067	1749



IMPORTANT: Low storage must be used with a component top if adding an open-frame or U-leg on top to support a worksurface.

Component Tops,
Cushion Tops,
Straight Shelves, and
Organizer Shelves
➤ See the Priority Price List.

Lateral Files without Top

For Use with Rectangular Worksurfaces

GSA SIN 711-8



<i>D</i>	<i>W</i>	<i>H</i>	<i>Model</i>	<i>Laminate</i>	<i>Wood</i>
Three Drawers					
23 ⁵ / ₈ "	30"	40 ¹ / ₈ "	53K2430LFM3	\$1695	\$2585
23 ⁵ / ₈ "	36"	40 ¹ / ₈ "	53K2436LFM3	1844	2809

Four Drawers					
23 ⁵ / ₈ "	30"	52 ⁵ / ₈ "	53K2430LFM4	\$1928	\$2938
23 ⁵ / ₈ "	36"	52 ⁵ / ₈ "	53K2436LFM4	2096	3194

IMPORTANT:
Worksurfaces must be
specified separately.

Rectangular Worksurfaces
and Ganging Brackets
►See the Priority Price List.

Locking Information	►See page 9
Product Information	21
Filing Capacities	24
Finishes & Materials	A1

Standard Includes

- Unfinished back panel
- Open top
- Lock
- Interlock mechanism (allows only one drawer to be open at a time to help prevent tipping)
- Two cord openings with black grommets on three-drawer model; one in the back lower corner of each side panel

How to Specify

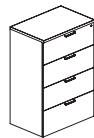
- ① Model
- ② Material:
L = Laminate
W = Wood
- ③ Pull option:
►See page 17 for designators.
- ④ Lock option:
KRB = Key random, black lock core
KRS = Key random, silver lock core
KS = Key specific (-\$23); specify lock core separately
- ⑤ Wood finish price group (omit for L model):
STD = Group 1
STD2 = Group 2 (+20%)
- ⑥ Wood finish designator (omit for L model)
- ⑦ Drawer front finish designator (omit for W model)
- ⑧ Chassis finish designator (omit for W model)
- ⑨ Wood interior drawer option (omit for standard drawers and L models):
WD = Wood interior drawers (+5%)

Lateral Files with Top

Freestanding

GSA SIN 711-8

Locking Information	➤ See page 9
Product Information	21
Filing Capacities	24
Finishes & Materials	A1



D	W	H	Model	Laminate with P Rim	Wood or Lam. with Wood F or M Rim	Wood or Lam. with Wood S Rim
Two Drawers						
Softened or Reed Rim						
24"	30"	28¾"	53K2430LFF2	\$1309	\$1998	—
24"	36"	28¾"	53K2436LFF2	1424	\$2171	—
Knife Rim						
25"	30"	28¾"	53K2530LFF2	—	—	\$2057
25"	36"	28¾"	53K2536LFF2	—	—	2236
Three Drawers						
Softened or Reed Rim						
24"	30"	41⅝"	53K2430LFF3	\$1850	\$2819	—
24"	36"	41⅝"	53K2436LFF3	2010	3063	—
Knife Rim						
25"	30"	41⅝"	53K2530LFF3	—	—	\$2903
25"	36"	41⅝"	53K2536LFF3	—	—	3155
Four Drawers						
Softened or Reed Rim						
24"	30"	54"	53K2430LFF4	\$2101	\$3203	—
24"	36"	54"	53K2436LFF4	2285	3481	—
Knife Rim						
25"	30"	54"	53K2530LFF4	—	—	\$3298
25"	36"	54"	53K2536LFF4	—	—	3585

*Knife rim overhangs user side by 1¼".

Standard Includes

- Lock
- Interlock mechanism (allows only one drawer to be open at a time)
- Finished top with rim on four sides
- Finished back on two- and three-drawer models; unfinished back on four-drawer model
- Two cord openings with black grommets on two- and three-drawer models

How to Specify

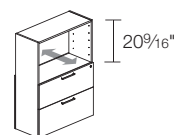
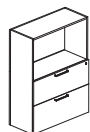
- 1 Model
- 2 Worksurface/chassis materials:
L = Laminate with PVC rim/laminate
LW = Laminate with wood rim/wood
W = Wood with wood rim/wood
- 3 Rim profile:
P = Softened PVC (L models only)
F = Softened wood (LW or W models only)
M = Reed wood (LW or W models only)
S = Knife wood (LW or W models only)
- 4 Pull option:
 ➤ See page 17 for designators.
- 5 Lock option:
KRB = Key random, black lock core
KRS = Key random, silver lock core
KS = Key specific (-\$23); specify lock core separately
- 6 Worksurface finish price group:
STD = Group 1
STD2 = Group 2 (+20%)
- 7 Worksurface finish designator
- 8 Drawer front finish designator (omit for LW and W models)
- 9 Chassis finish designator (omit for LW and W models)
- 10 Rim finish price group (omit for L and W models):
STD = Group 1
STD2 = Group 2 (+20%)
- 11 Rim finish designator (omit for W models)
- 12 Wood interior drawer option (omit for standard drawers and L models):
WD = Wood interior drawers (+5%)

16"D Vertical Storage

Bookcases with Lateral File

GSA SIN 711-2

Locking Information	➤ See page 9
Product Information	22
Filing Capacities	24
Finishes & Materials	A1



<i>D</i>	<i>W</i>	<i>H</i>	<i>Model</i>	<i>Laminate</i>	<i>Wood</i>
Full Back					
16"	35 7/8"	48 7/8"	53K3650LFFOFF	\$2833	\$3685
Partial Back					
16"	35 7/8"	48 7/8"	53K3650LFFOPF	\$2602	\$3337

Standard Includes

- Bottom section: two lateral file drawers with lock
- Upper section: 5 holes spaced 3 1/4" apart to accept straight shelves and organizer shelves
- Finished back: two-piece matched set on full-back model
- Finished inset top
- Ganging bolt

How to Specify

- 1 Model
- 2 Material:
L = Laminate
W = Wood
- 3 Pull option:
➤ See page 17 for designators.
- 4 Lock option:
KRB = Key random, black lock core
KRS = Key random, silver lock core
KS = Key specific (-\$23); specify lock core separately
- 5 Wood finish price group (omit for L model):
STD = Group 1
STD2 = Group 2 (+20%)
- 6 Wood finish designator (omit for L model)
- 7 Front laminate designator (omit for W model)
- 8 Chassis laminate designator (omit for W model)
- 9 Back laminate designator (omit for W model)
- 10 Wood interior drawer option (omit for standard drawers and L models):
WD = Wood interior drawers (+5%)

IMPORTANT:
Units must be ganged.

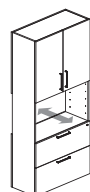
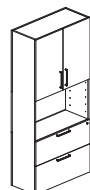
IMPORTANT:
Shelves are specified
separately.

Straight Shelves, Organizer
Shelves, Back Panels
➤ See the Priority Price List.

16"D Vertical Storage

Bookcases with Solid Hinged Doors and Lateral File

GSA SIN 711-2



20 9/16"

<i>D</i>	<i>W</i>	<i>H</i>	<i>Model</i>	<i>Laminate</i>	<i>Wood</i>
Full Back					
16"	35 7/8"	66 7/8"	53K3667LFFOHFF	\$3155	\$3980
16"	35 7/8"	79 9/16" (shown)	53K3680LFFOHFF	3593	4661
Partial Back					
16"	35 7/8"	66 7/8"	53K3667LFFOHFF	\$2925	\$3750
16"	35 7/8"	79 9/16" (shown)	53K3680LFFOHFF	3363	4313

IMPORTANT:
Units must be ganged.

IMPORTANT:
Shelves are specified separately.

Straight Shelves, Organizer
Shelves, Back Panels
➤ See the Priority Price List.

Locking Information	➤ See page 9
Product Information	22
Filing Capacities	24
Finishes & Materials	A1

Standard Includes

- Bottom section: two lateral file drawers with lock
- Middle section: 5 holes spaced 3 1/4" apart to accept straight shelves and organizer shelves
- Top section: adjustable shelf with 3 holes spaced 1 1/4" apart
- Finished back: three-piece matched set for full-back model; two-piece non-matched set for top and bottom sections with open middle section on partial back model
- Finished inset top
- Ganging bolt

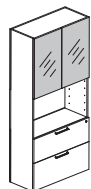
How to Specify

- ① Model
- ② Material:
L = Laminate
W = Wood
- ③ Pull option:
 ➤ See page 17 for designators.
- ④ Lock option:
KRB = Locking doors and drawers, key random, black lock cores (+\$62)
KRS = Locking doors and drawers, key random, silver lock cores (+\$62)
KS = Locking doors and drawers, key specific (+\$16); specify 2 lock cores separately
XKRB = Non-locking doors; locking drawers, key random, black lock core
XKRS = Non-locking doors; locking drawers, key random, silver lock core
XKS = Non-locking doors; locking drawers, key specific (-\$23); specify 1 lock core separately
- ⑤ Wood finish price group (omit for L model):
STD = Group 1
STD2 = Group 2 (+20%)
- ⑥ Wood finish designator (omit for L model)
- ⑦ Front laminate designator (omit for W model)
- ⑧ Chassis laminate designator (omit for W model)
- ⑨ Back laminate designator (omit for W model)
- ⑩ Wood interior drawer option (omit for standard drawers and L models):
WD = Wood interior drawers (+5%)

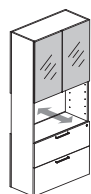
16"D Vertical Storage

Bookcases with Writable Glass Hinged Doors and Lateral File GSA SIN 711-2

Locking Information	➤ See page 9
Product Information	22
Filing Capacities	24
Finishes & Materials	A1



<i>D</i>	<i>W</i>	<i>H</i>	<i>Model</i>	<i>Laminate</i>	<i>Wood</i>
Full Back					
16"	35 ⁷ / ₈ "	66 ⁷ / ₈ "	53K3667LFFOHFFG2	\$3424	\$4447
16"	35 ⁷ / ₈ "	79 ³ / ₁₆ " (shown)	53K3680LFFOHFFG2	3901	5058



Partial Back					
16"	35 ⁷ / ₈ "	66 ⁷ / ₈ "	53K3667LFFOHFPFG2	\$3179	\$4077
16"	35 ⁷ / ₈ "	79 ³ / ₁₆ " (shown)	53K3680LFFOHFPFG2	3657	4687

Standard Includes

- Bottom section: two lateral file drawers with lock
- Middle section: 5 holes spaced 3¹/₄" apart to accept straight shelves and organizer shelves
- Top section: adjustable shelf with 3 holes spaced 1¹/₄" apart
- Finished back: three-piece matched set for full-back model; two-piece non-matched set for top and bottom sections with open middle section on partial back model
- Finished inset top
- Ganging bolt

How to Specify

- ① Model
- ② Material:
L = Laminate
W = Wood
- ③ Pull option:
➤ See page 17 for designators.
- ④ Lock option:
KRB = Key random, black lock core
KRS = Key random, silver lock core
KS = Key specific (-\$23); specify lock core separately
- ⑤ Glass pattern:
202G = Ice Gloss
- ⑥ Door frame finish:
511 = Silver Satin
- ⑦ Wood finish price group (omit for L model):
STD = Group 1
STD2 = Group 2 (+20%)
- ⑧ Wood finish designator (omit for L model)
- ⑨ Front laminate designator (omit for W model)
- ⑩ Chassis laminate designator (omit for W model)
- ⑪ Back laminate designator (omit for W model)
- ⑫ Wood interior drawer option (omit for standard drawers and L models):
WD = Wood interior drawers (+5%)

IMPORTANT:
Units must be ganged.

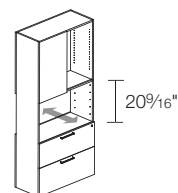
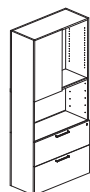
IMPORTANT:
Shelves are specified separately.

Straight Shelves, Organizer
Shelves, Back Panels
➤ See the Priority Price List.

16"D Vertical Storage

Bookcases with Solid Sliding Door and Lateral File

GSA SIN 711-2



<i>D</i>	<i>W</i>	<i>H</i>	<i>Model</i>	<i>Laminate</i>	<i>Wood</i>
Full Back					
16"	35 ⁷ / ₈ "	66 ⁷ / ₈ "	53K3667LFFOSFF	\$2862	\$3724
16"	35 ⁷ / ₈ "	79 ³ / ₁₆ " (shown)	53K3680LFFOSFF	3258	4232
Partial Back					
16"	35 ⁷ / ₈ "	66 ⁷ / ₈ "	53K3667LFFOSPF	\$2632	\$3376
16"	35 ⁷ / ₈ "	79 ³ / ₁₆ " (shown)	53K3680LFFOSPF	3028	3883

IMPORTANT:
Units must be ganged.

IMPORTANT:
Shelves are specified separately.

Straight Shelves, Organizer
Shelves, Back Panels
➤ See the Priority Price List.

Locking Information	➤ See page 9
Product Information	22
Filing Capacities	24
Finishes & Materials	A1

Standard Includes

- Bottom section: two lateral file drawers with lock
- Middle section: 5 holes spaced 3¹/₄" apart to accept straight shelves and organizer shelves
- Top section: non-locking sliding door and center divider with 7 holes on 67" model or 17 holes on 80" model, spaced 1¹/₄" apart to accept shelves
- Finished back: three-piece matched set for full-back model; two-piece non-matched set for top and bottom sections with open middle section on partial back model
- Finished inset top
- Ganging bolt

How to Specify

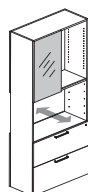
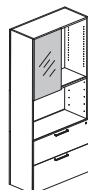
- ① Model
- ② Material:
L = Laminate
W = Wood
- ③ Pull option:
➤ See page 17 for designators.
- ④ Lock option:
KRB = Key random, black lock core
KRS = Key random, silver lock core
KS = Key specific (-\$23); specify lock core separately
- ⑤ Wood finish price group (omit for L model):
STD = Group 1
STD2 = Group 2 (+20%)
- ⑥ Wood finish designator (omit for L model)
- ⑦ Front laminate designator (omit for W model)
- ⑧ Chassis laminate designator (omit for W model)
- ⑨ Back laminate designator (omit for W model)
- ⑩ Wood interior drawer option (omit for standard drawers and L models):
WD = Wood interior drawers (+5%)

16"D Vertical Storage

Bookcases with Writable Glass Sliding Door and Lateral File

GSA SIN 711-2

Locking Information	➤ See page 9
Product Information	22
Filing Capacities	24
Finishes & Materials	A1



20 9/16"

<i>D</i>	<i>W</i>	<i>H</i>	<i>Model</i>	<i>Laminate</i>	<i>Wood</i>
Full Back					
16"	35 7/8"	66 7/8"	53K3667LFFOSFFG2	\$3106	\$4039
16"	35 7/8"	79 9/16" (shown)	53K3680LFFOSFFG2	3536	4590
Partial Back					
16"	35 7/8"	66 7/8"	53K3667LFFOSPFG2	\$2861	\$3669
16"	35 7/8"	79 9/16" (shown)	53K3680LFFOSPFG2	3290	4219

IMPORTANT:
Units must be ganged.

IMPORTANT:
Shelves are specified
separately.

Straight Shelves, Organizer
Shelves, Back Panels
➤ See the Priority Price List.

Standard Includes

- Bottom section: two lateral file drawers with lock
- Middle section: 5 holes spaced 3 1/4" apart to accept straight shelves and organizer shelves
- Top section: non-locking sliding door and center divider with 7 holes on 67" model or 3 holes on 80" model, spaced 1 1/4" apart to accept shelves
- Finished back: three-piece matched set for full-back model; two-piece non-matched set for top and bottom sections with open middle section on partial back model
- Finished inset top
- Ganging bolt

How to Specify

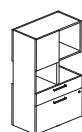
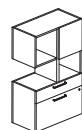
- ① Model
- ② Material:
L = Laminate
W = Wood
- ③ Pull option:
➤ See page 17 for designators.
- ④ Lock option:
KRB = Key random, black lock core
KRS = Key random, silver lock core
KS = Key specific (-\$23); specify lock core separately
- ⑤ Glass pattern:
202G = Ice Gloss
- ⑥ Door frame finish:
511 = Silver Satin
- ⑦ Wood finish price group (omit for L model):
STD = Group 1
STD2 = Group 2 (+20%)
- ⑧ Wood finish designator (omit for L model)
- ⑨ Front laminate designator (omit for W model)
- ⑩ Chassis laminate designator (omit for W model)
- ⑪ Back laminate designator (omit for W model)
- ⑫ Wood interior drawer option (omit for standard drawers and L models):
WD = Wood interior drawers (+5%)

16"D Vertical Storage

Space Dividers

GSA SIN 711-2

Locking Information	➤ See page 9
Product Information	22
Filing Capacities	24
Finishes & Materials	A1



11 9/16"

<i>D</i>	<i>W</i>	<i>H</i>	<i>Model</i>	<i>Laminate</i>	<i>Wood</i>
Right					
16"	29 15/16"	48 7/8"	53K3050SDHBFRP	\$2979	\$3829
Left					
16"	29 15/16"	48 7/8"	53K3050SDHBFLP	\$2979	\$3829

Standard Includes

- Bottom section: wide box/lateral file with lock
- Middle section: cubby area on one side; open (no side or back panels) on the other
- Top section: hinged door on one side; cubby area on the other
- Partially finished back: two-piece non-matched set for top and bottom sections and open middle section
- Anti-tip device on bottom drawer

How to Specify

- 1 Model
- 2 Material:
L = Laminate
W = Wood
- 3 Pull option:
➤ See page 17 for designators.
- 4 Lock option:
KRB = Locking solid door and drawers, key random, black lock cores (+\$62)
KRS = Locking solid doors and drawers, key random, silver lock cores (+\$62)
KS = Locking solid door and drawers, key specific (+\$16); specify 2 lock cores separately
XKRB = Non-locking door; locking drawers, key random, black lock core
XKRS = Non-locking door; locking drawers, key random, silver lock core
XKS = Non-locking door; locking drawers, key specific (-\$23); specify 1 lock core separately
- 5 Wood finish price group (omit for L model):
STD = Group 1
STD2 = Group 2 (+20%)
- 6 Wood finish designator (omit for L model)
- 7 Front laminate designator (omit for W model)
- 8 Chassis laminate designator (omit for W model)
- 9 Back laminate designator (omit for W model)
- 10 Wood interior drawer option (omit for standard drawers and L models):
WD = Wood interior drawers (+5%)

24"D Vertical Storage

Open Bookcases with File/File

GSA SIN 711-2



<i>D</i>	<i>W</i>	<i>H</i>	<i>Model</i>	<i>Laminate</i>	<i>Wood</i>
File/File					
23½"	14½/16"	41½/16"	53K1542VBFFF	\$2089	\$2748
23½"	14½/16"	48⅞" (shown)	53K1550VBFFF	2198	2892
23½"	14½/16"	66⅞"	53K1567VBFF	2315	3043

Locking Information	➤ See page 9
Product Information	23
Filing Capacities	24
Finishes & Materials	A1

Standard Includes

- Two letter-width file drawers
- Lock
- Shelf storage above drawers: one adjustable shelf on 42" and 50"H models; one fixed shelf and one adjustable shelf on 67"H models
- Finished back on 42" and 50"H models; unfinished back on 67"H models
- Finished inset top

How to Specify

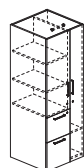
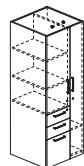
- ① Model
- ② Material:
L = Laminate
W = Wood
- ③ Pull option:
 ➤ See page 17 for designators.
- ④ Lock option:
KRB = Key random, black lock core
KRS = Key random, silver lock core
KS = Key specific (-\$23); specify lock core separately
- ⑤ Wood finish price group (omit for L model):
STD = Group 1
STD2 = Group 2 (+20%)
- ⑥ Wood finish designator (omit for L model)
- ⑦ Front laminate designator (omit for W model)
- ⑧ Chassis laminate designator (omit for W model)
- ⑨ Back laminate designator (omit for W model)
- ⑩ Wood interior drawer option (omit for standard drawers and L models):
WD = Wood interior drawers (+5%)

24"D Vertical Storage Towers

Front Access

GSA SIN 711-8

Locking Information	➤ See page 9
Product Information	23
Filing Capacities	24
Finishes & Materials	A1



D	W	H	Model	Laminate	Wood
Box/Box/File					
Wardrobe Hinged Right					
23½"	23¾"	41 11/16"	53K2442VWHRBBFF	\$2552	\$3270
23½"	23¾"	48 7/8"	53K2450VWHRBBFF	2630	3371
23½"	23¾"	66 7/8" (shown)	53K2467VWHRBBF	2646	3215
Wardrobe Hinged Left					
23½"	23¾"	41 11/16"	53K2442VWHLBBFF	\$2552	\$3270
23½"	23¾"	48 7/8"	53K2450VWHLBBFF	2630	3371
23½"	23¾"	66 7/8"	53K2467VWHLBBF	2646	3215
File/File					
Wardrobe Hinged Right					
23½"	23¾"	41 11/16"	53K2442VWHRFFF	\$2502	\$3207
23½"	23¾"	48 7/8"	53K2450VWHRFFF	2580	3305
23½"	23¾"	66 7/8" (shown)	53K2467VWHRFF	2611	3179
Wardrobe Hinged Left					
23½"	23¾"	41 11/16"	53K2442VWHLFFF	\$2502	\$3207
23½"	23¾"	48 7/8"	53K2450VWHLFFF	2580	3305
23½"	23¾"	66 7/8"	53K2467VWHLFF	2611	3179

Standard Includes

- Box/box file or file/file letter-width pedestal
- Lock on box/box/file or file/file pedestal
- Shelf storage above drawers: one adjustable shelf on 42" and 50"H models; one fixed shelf and one adjustable shelf on 67"H models
- Wardrobe area with removable coat rod and one fixed shelf 12" above bottom panel; interior width 7 7/8"W
- Doors with adjustable hinges on shelf storage and wardrobe sections
- Finished back on 42" and 50"H models; unfinished back on 67"H models
- Finished inset top

How to Specify

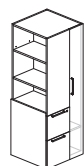
- ① Model
- ② Material:
L = Laminate W = Wood
- ③ Pull option:
➤ See page 17 for designators.
- ④ Lock option:
KRB = Locking doors and drawers, key random, black lock cores (+\$122)
KRS = Locking doors and drawers, key random, silver lock cores (+\$122)
KS = Locking doors and drawers, key specific (+\$46); specify 3 lock cores separately
XKRB = Non-locking doors; locking drawers, key random, black lock cores
XKRS = Non-locking doors; locking drawers, key random, silver lock cores
XKS = Non-locking doors; locking drawers, key specific (-\$23); specify 1 lock core separately
- ⑤ Wood finish price group (omit for L model):
STD = Group 1
STD2 = Group 2 (+20%)
- ⑦ Wood finish designator (omit for L model)
- ⑧ Front laminate designator (omit for W model)
- ⑨ Chassis laminate designator (omit for W model)
- ⑩ Back laminate designator (omit for W model)
- ⑪ Wood interior drawer option (omit for standard drawers and L models):
WD = Wood interior drawers (+5%)

24"D Vertical Storage Towers

Side-Access Bookcase

GSA SIN 711-2

Locking Information	➤ See page 9
Product Information	23
Filing Capacities	24
Finishes & Materials	A1



D	W	H	Model	Laminate	Wood
Box/Box/File					
Wardrobe Hinged Right					
23 1/2"	23 3/4"	41 11/16"	53K2442VBWHRBBFF	\$2686	\$3442
23 1/2"	23 3/4"	48 7/8"	53K2450VBWHRBBFF	2769	3550
23 1/2"	23 3/4"	66 7/8"	53K2467VBWHRBBF	2915	3737
Wardrobe Hinged Left					
23 1/2"	23 3/4"	41 11/16"	53K2442VBWHLBBFF	\$2686	\$3442
23 1/2"	23 3/4"	48 7/8"	53K2450VBWHLBBFF	2769	3550
23 1/2"	23 3/4"	66 7/8" (shown)	53K2467VBWHLBBF	2915	3737
File/File					
Wardrobe Hinged Right					
23 1/2"	23 3/4"	41 11/16"	53K2442VBWHRFFF	\$2632	\$3375
23 1/2"	23 3/4"	48 7/8"	53K2450VBWHRFFF	2715	3480
23 1/2"	23 3/4"	66 7/8" (shown)	53K2467VBWHRFF	2857	3663
Wardrobe Hinged Left					
23 1/2"	23 3/4"	41 11/16"	53K2442VBWHLFFF	\$2632	\$3375
23 1/2"	23 3/4"	48 7/8"	53K2450VBWHLFFF	2715	3480
23 1/2"	23 3/4"	66 7/8"	53K2467VBWHLFF	2857	3663

Standard Includes

- Box/box file or file/file letter-width pedestal
- Lock on box/box/file or file/file pedestal
- Shelf storage above drawers: one adjustable shelf on 42" and 50"H models; one fixed shelf and one adjustable shelf on 67"H models
- Wardrobe area with removable coat rod and one fixed shelf 12" above bottom panel; interior width 7 7/8"W
- Doors with adjustable hinges on shelf storage and wardrobe sections
- Finished back on 42" and 50"H models; unfinished back on 67"H models
- Finished inset top

How to Specify

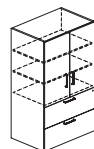
- 1 Model
- 2 Material:
L = Laminate W = Wood
- 3 Pull option:
➤ See page 17 for designators.
- 4 Lock option:
KRB = Locking doors and drawers, key random, black lock cores (+\$62)
KRS = Locking doors and drawers, key random, silver lock cores (+\$62)
KS = Locking doors and drawers, key specific (+\$16); specify 2 lock cores separately
XKRB = Non-locking doors; locking drawers, key random, black lock core
XKRS = Non-locking doors; locking drawers, key random, silver lock core
XKS = Non-locking doors; locking drawers, key specific (-\$23); specify 1 lock core separately
- 5 Wood finish price group (omit for L model):
STD = Group 1 STD2 = Group 2 (+20%)
- 7 Wood finish designator (omit for L model)
- 8 Front laminate designator (omit for W model)
- 9 Chassis laminate designator (omit for W model)
- 10 Back laminate designator (omit for W model)
- 11 Wood interior drawer option (omit for standard drawers and L models):
WD = Wood interior drawers (+5%)

24"D Vertical Storage Cabinets

Double Doors

GSA SIN 711-8

Locking Information	➤ See page 9
Product Information	23
Filing Capacities	24
Finishes & Materials	A1



<i>D</i>	<i>W</i>	<i>H</i>	<i>Model</i>	<i>Laminate</i>	<i>Wood</i>
Lateral File					
23½"	29½/16"	66⅞"	53K3067VHF2	\$2923	\$3864
23½"	35⅞"	66⅞"	53K3667VHF2	3078	4067

Standard Includes

- Doors with adjustable hinges
- Unfinished back
- Finished inset top
- Two lateral file drawers
- Lock in lateral file
- One adjustable shelf (top)
- Two fixed shelves (including bottom shelf)

How to Specify

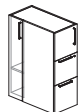
- ① Model
- ② Material:
L = Laminate **W** = Wood
- ③ Pull option:
➤ See page 17 for designators.
- ④ Lock option:
KRB = Locking doors and drawers, key random, black lock cores (+\$62)
KRS = Locking doors and drawers, key random, silver lock cores (+\$62)
KS = Locking doors and drawers, key specific (+\$16); specify 2 lock cores separately
XKRB = Non-locking doors; locking drawers, key random, black lock core
XKRS = Non-locking doors; locking drawers, key random, silver lock core
XKS = Non-locking doors; locking drawers, key specific (-\$23); specify 1 lock core separately
- ⑤ Wood finish price group (omit for L model):
STD = Group 1
STD2 = Group 2 (+20%)
- ⑥ Wood finish designator (omit for L model)
- ⑦ Front laminate designator (omit for W model)
- ⑧ Chassis laminate designator (omit for W model)
- ⑨ Wood interior drawer option (omit for standard drawers and L models):
WD = Wood interior drawers (+5%)

30"D Vertical Storage Towers

Side-Access Wardrobe

GSA SIN 711-2

Locking Information	➤ See page 9
Product Information	23
Filing Capacities	24
Finishes & Materials	A1



D	W	H	Model	Laminate	Wood
Box/Box/File					
Wardrobe Hinged Right					
29 1/16"	14 15/16"	41 1/16"	53K1542VWHRBBFF	\$2875	\$3684
29 1/16"	14 15/16"	48 7/8"	53K1550VWHRBBFF	2963	3798
29 1/16"	14 15/16"	66 7/8"	53K1567VWHRBBF	3119	3999
Wardrobe Hinged Left					
29 1/16"	14 15/16"	41 1/16" (shown)	53K1542VWHLBBFF	\$2875	\$3684
29 1/16"	14 15/16"	48 7/8"	53K1550VWHLBBFF	2963	3798
29 1/16"	14 15/16"	66 7/8"	53K1567VWHLBBF	3119	3999
File/File					
Wardrobe Hinged Right					
29 1/16"	14 15/16"	41 1/16"	53K1542VWHRFFF	\$2817	\$3612
29 1/16"	14 15/16"	48 7/8"	53K1550VWHRFFF	2904	3724
29 1/16"	14 15/16"	66 7/8"	53K1567VWHRFF	3057	3920
Wardrobe Hinged Left					
29 1/16"	14 15/16"	41 1/16"	53K1542VWHLFFF	\$2817	\$3612
29 1/16"	14 15/16"	48 7/8"	53K1550VWHLFFF	2904	3724
29 1/16"	14 15/16"	66 7/8" (shown)	53K1567VWHLFF	3057	3920

Standard Includes

- Box/box file or file/file letter-width pedestal
- Lock on box/box/file or file/file pedestal
- Front-access single-door storage area: one adjustable shelf on 50"H models; one fixed shelf and one adjustable shelf on 67"H models
- Coat hook in side-access area
- One fixed shelf 12" above bottom panel in side access area of 50" and 67"H units;; interior width 7 7/8"W
- Doors with adjustable hinges on shelf storage and wardrobe sections
- Finished back on 42" and 50"H models; unfinished back on 67"H models
- Finished inset top

How to Specify

- 1 Model
- 2 Material:
L = Laminate W = Wood
- 3 Pull option:
➤ See page 17 for designators.
- 4 Lock option:
KRB = Locking doors and drawers, key random, black lock cores (+\$122)
KRS = Locking doors and drawers, key random, silver lock cores (+\$122)
KS = Locking doors and drawers, key specific (+\$46); specify 3 lock cores separately
XKRB = Non-locking doors; locking drawers, key random, black lock core
XKRS = Non-locking doors; locking drawers, key random, silver lock core
XKS = Non-locking doors; locking drawers, key specific (-\$23); specify 1 lock core separately
- 5 Wood finish price group (omit for L model):
STD = Group 1 STD2 = Group 2 (+20%)
- 7 Wood finish designator (omit for L model)
- 8 Front laminate designator (omit for W model)
- 9 Chassis laminate designator (omit for W model)
- 10 Back laminate designator (omit for W model)
- 11 Wood interior drawer option (omit for standard drawers and L models):
WD = Wood interior drawers (+5%)


Model	➤ See page	Model	➤ See page	Model	➤ See page	Model	➤ See page	Model	➤ See page	Model	➤ See page
53K1542VBFFF	49	53K243022PFOLF	40	53K2448RREF	29	53K2566CLF	32	53K3618SESL	33	53K5015PUD8S	37
53K1542VWHLBBFF	53	53K243022PMOLF	40	53K2450VBWHLBBFF	51	53K2566CRF	32	53K3618SESR	33	53K6015PUD2	37
53K1542VWHLFFF	53	53K2430BEF	30	53K2450VBWHLFFF	51	53K2566CSF	31	53K3650LFFOFF	43	53K6015PUD8	37
53K1542VWHRBBFF	53	53K2430LFF2	42	53K2450VBWHRBBFF	51	53K2566RLEF	29	53K3650LFFOFF	43	53K6215PUD1S	37
53K1542VWHRFFF	53	53K2430LFF3	42	53K2450VBWHRFFF	51	53K2566RREF	29	53K3667LFFOHFF	44	53K6215PUD2S	37
53K1550VBFFF	49	53K2430LFF4	42	53K2450VWHLBBFF	50	53K2572CKF	31	53K3667LFFOHFFG2	45	53K6215PUD8S	37
53K1550VWHLBBFF	53	53K2430LFM2	35	53K2450VWHLFFF	50	53K2572CLF	32	53K3667LFFOHHPF	44	KC2GMK	10
53K1550VWHLFFF	53	53K2430LFM2S	36	53K2450VWHRBBFF	50	53K2572CRF	32	53K3667LFFOHHPFG2	45	KCCB001	10
53K1550VWHRBBFF	53	53K2430LFM3	41	53K2450VWHRFFF	50	53K2572CSF	31	53K3667LFFOSFF	46	KCCB1CK	10
53K1550VWHRFFF	53	53K2430LFM4	41	53K2466CKF	31	53K3015PUBBF	34	53K3667LFFOSFFG2	47	KCCG001	10
53K1567VBFF	49	53K2430PUBBFL	35	53K2466CLF	32	53K3015PUBBFS	36	53K3667LFFOSPF	46		
53K1567VWHLBBF	53	53K2430PUBBR	35	53K2466CRF	32	53K3015PUFF	34	53K3667LFFOSPF	46		
53K1567VWHLFF	53	53K2430PUH	35	53K2466CSF	31	53K3015PUFFS	36	53K3667LFFOSPF	46		
53K1567VWHRBBF	53	53K243615LF1	40	53K2466RLEF	29	53K3015SESL	33	53K3667LFFOSPF	46		
53K1567VWHRFF	53	53K243615LFM1	40	53K2466RREF	29	53K3015SESR	33	53K3667LFFOSPF	46		
53K163015LF1	40	53K243622PFBLF	39	53K2467VBWHLBBF	51	53K3015SESR	33	53K3667LFFOSPF	46		
53K163015LFM1	40	53K243622PFOLF	40	53K2467VBWHLFF	51	53K3018PUBBF	34	53K3667LFFOSPF	46		
53K163022PFBLF	39	53K243622PMOLF	40	53K2467VBWHRBBF	51	53K3018PUFF	34	53K3667LFFOSPF	46		
53K163022PFOLF	40	53K2436BEF	30	53K2467VWHLBBF	50	53K3018SESL	33	53K3667LFFOSPF	46		
53K163022PMOLF	40	53K2436LFF2	42	53K2467VWHLFFF	50	53K3018SESR	33	53K3667LFFOSPF	46		
53K163615LF1	40	53K2436LFF3	42	53K2467VWHLFFF	50	53K3050SDHBFLP	48	53K3667LFFOSPF	46		
53K163615LFM1	40	53K2436LFF4	42	53K2467VWHRBBF	50	53K3050SDHBFRP	48	53K3667LFFOSPF	46		
53K163622PFBLF	39	53K2436LFM2	35	53K2467VWHRFF	50	53K3060DDFB	25	53K3667LFFOSPF	46		
53K163622PFOLF	40	53K2436LFM3	41	53K2472CKF	31	53K3060DDFB	25	53K3667LFFOSPF	46		
53K163622PMOLF	40	53K2436LFM4	41	53K2472CLF	32	53K3060DDFB	25	53K3667LFFOSPF	46		
53K2215PMAFL	38	53K2436PUBBFL	35	53K2472CRF	32	53K3060DDFB	25	53K3667LFFOSPF	46		
53K2215PMAFW	38	53K2436PUBBR	35	53K2472CSF	31	53K3060DDFB	25	53K3667LFFOSPF	46		
53K2415PMBBFL	38	53K2436PUH	35	53K2530BEF	30	53K3060DDFB	25	53K3667LFFOSPF	46		
53K2415PMBBFW	38	53K2436PUPU	35	53K2530LFF2	42	53K3060DDFB	25	53K3667LFFOSPF	46		
53K2415PMBFCL	38	53K2442BEF	30	53K2530LFF3	42	53K3060DDFB	25	53K3667LFFOSPF	46		
53K2415PMBFCW	38	53K2442RLEF	29	53K2530LFF4	42	53K3060DDFB	25	53K3667LFFOSPF	46		
53K2415PMFFL	38	53K2442RREF	29	53K2536BEF	30	53K3060DDFB	25	53K3667LFFOSPF	46		
53K2415PMFFW	38	53K2442VBWHLBBFF	51	53K2536LFF2	42	53K3060DDFB	25	53K3667LFFOSPF	46		
53K2415PUBBF	34	53K2442VBWHLFFF	51	53K2536LFF3	42	53K3060DDFB	25	53K3667LFFOSPF	46		
53K2415PUBBFS	36	53K2442VBWHRBBFF	51	53K2536LFF4	42	53K3060DDFB	25	53K3667LFFOSPF	46		
53K2415PUFF	34	53K2442VBWHRFFF	51	53K2542BEF	30	53K3060DDFB	25	53K3667LFFOSPF	46		
53K2415PUFFS	36	53K2442VWHLBBFF	50	53K2542RLEF	29	53K3060DDFB	25	53K3667LFFOSPF	46		
53K2418PUBBF	34	53K2442VWHLFFF	50	53K2542RREF	29	53K3060DDFB	25	53K3667LFFOSPF	46		
53K2418PUFF	34	53K2442VWHRBBFF	50	53K2548BEF	30	53K3060DDFB	25	53K3667LFFOSPF	46		
53K2418SESR	33	53K2442VWHRFFF	50	53K2548RLEF	29	53K3060DDFB	25	53K3667LFFOSPF	46		
53K243015LFM1	40	53K2448BEF	30	53K2548RREF	29	53K3060DDFB	25	53K3667LFFOSPF	46		
53K243022PFBLF	39	53K2448RLEF	29	53K2566CKF	31	53K3060DDFB	25	53K3667LFFOSPF	46		

Samples:

Samples of Kimball Office materials are available upon request. Samples are to be used as guidelines only. Slight variations within commercial tolerance may occur between samples and finished products. Kimball Office carefully selects all materials used in every product, ensuring a commercially acceptable color and finish.

To order samples:

- Visit the Partner web site at www.kimballoffice.com to order materials electronically
- Contact your Kimball Office Sales Representative or the nearest Kimball Office Showroom
- For Alliance program fabrics, contact our Alliance partner directly.



➤ See page

Program Overview	A2
Wood Finishes	A3
Special Wood Finishes	A4
Characteristics, Care, and Maintenance	A5
Laminate	A6
Customer-Specified Laminate	A7
PVC	A8
Fabrics	➤ See Priority Price List

Program Overview

Fabric Collection:

Our collection of fabrics offers a wide variety of materials that include both timeless classics, as well as a selection of trendy colors and patterns to keep the offering fresh and current.

The classic patterns are perfect for establishing new standard color palettes, while the trendy patterns are great for adding accents and pops of color to make a statement and to show that you are in tune with the pulse of today's fast-paced world.

The fabric collection was developed with an international flare to make it easy for global companies to standardize in all locations. It contains both standard in-line and alliance patterns. Our alliance partners are chosen with great care to give us the best selections and service in the industry.

You will find that colors were developed to coordinate very well between the in-line and alliance offerings, as well as between the seating and panel fabric offerings.

The fabric collection will provide options for the discerning client for many years to come.

►See Priority Price List for offering.

Wood Collection:

Our wood finishes offer fresh options that provide natural-looking finishes to meet today's design expectations. From the lightest Brighton Maple to the darkness of Urban Walnut, these finishes were chosen with great attention to offer a complete range of color options making it simple to specify the look you want. You can achieve contemporary or transitional looks, or choose to update your traditional style by selecting one of the newer walnut or cherry finishes.

Kimball Office carefully selects veneers and solid woods to provide high quality wood furniture. Variations in color, grain, and texture occur naturally in all wood species, but are most apparent in lighter colored woods, and especially in natural finishes.

The wood collection offers a number of light finishes that will not hide or mask the natural characteristics of wood. Mineral streaks, pitch pockets, and color variations from piece to piece are all characteristics that occur in natural veneers and are what make each piece unique. While the finishing process is identical for all pieces, each finished piece accepts the stain differently to create its own individual beauty. These characteristics are part of the inherent natural beauty of wood and are not considered defects.

Darker finishes can be selected to hide more of the veneer's characteristics. Several beautiful coordinating woodgrain laminate options are also available for the customer who wants complete color and grain consistency throughout.

Two surfaces with grain directions that are at different angles to a light source will reflect the light differently and look a slightly different color. This natural phenomenon is called flip. This can happen within a single piece as alternating veneer leaves are placed side by side or from piece to piece. Flip is often noticed on worksurfaces installed at a 90° angle to each other.

Two premium veneers—Sapele and Zebrawood—are part of the standard offering to provide options for high impact styles without having to quote custom veneers. Premium veneers could receive extended lead times based on supplier availability at the time the order is placed.

Wood Finishes	►See page A3
Laminate	A6
PVC	A8

Samples:

Samples of Kimball Office materials are available upon request. Samples are to be used as guidelines only. Slight variations within commercial tolerance may occur between samples and finished products. Kimball Office carefully selects all materials used in every product, ensuring a commercially acceptable color and finish.

To order samples:

- Visit the Partner web site at www.kimballoffice.com to order materials electronically
- Contact your Kimball Office Sales Representative or the nearest Kimball Office Showroom
- For Alliance program fabrics, contact our Alliance partner directly.

Discontinuation Policy:

Kimball Office strives to give all business partners advanced notification of surface materials that are scheduled for discontinuation. Efforts will be made to support discontinued materials as specified in the deletion announcement. Pricing cannot be guaranteed. Extended leadtimes and minimum order requirements may apply.

Disclaimer:

Kimball Office will make every reasonable effort to maintain our commitments. If surface material changes must occur due to unforeseen circumstances, we will work with you on an alternative recommendation. Kimball Office reserves the right to cancel or make changes to standard products and surface materials.

Wood

Finishes

	Cherry				Maple				Oak				Walnut				Sapele				Zebrawood			
	MC Amber	CC Cordoba	MH Mocha	SC Sedona	IM Brighton	TM Huntington	CO Canyon	YO Monterey	ES Espresso	MW Midtown	TW Tribeca	NW Tuscan	UW Urban	CS Coco	SS Sienna	CZ Clear								
Price Group	1	1	1	1	1	1	1	1	1	1	1	1	1	2	2	2								
Priority	•	•	•	•	•	•	•	•	•	•	•	•	•	•	•	•								

Key:

• = Standard finish

Kimball Office is known as the wood leader in the office furniture industry. Exceeding our customer expectations has always been our goal.

It is important to educate your customers on what to expect from the wood furniture they order. If they require a specific characteristic or look, please contact By Design to review veneer options and discuss special quotes.

➤ See page A2 for program overview.

➤ See page A5 for wood characteristics (including descriptions for veneer cut and grain matching) care, and maintenance.

Price Groups:

STD = Group 1 (list price)

STD2 = Group 2 (20% upcharge)

Wood

Special Wood Finishes

Kimball Office offers the following options for special wood finishes:

- Standard finish color on alternate wood species
- Previously developed special finish
- Custom finish

Standard finish colors available on an alternate wood species include:

- Amber on Maple
- Amber on Walnut
- Mocha on Walnut

These finishes can be specified without going through the finish approval process described at right.

Previously developed special finishes can be selected from an extensive library developed by Kimball Office. Samples of previously developed special finishes are available from Customer Service upon request.

Custom finishes can be developed to meet specific needs, if an acceptable match is not available in our library.

IMPORTANT: Kimball Office reserves the right to decline the opportunity to match a finish color.

Applicability:

Applicability of special finish colors depends on the wood species to which they are applied. The matrix at right shows the types of woods used for each series.

	Cherry	Maple	Walnut	Sapele
Price Group	1	1	1	2
Arpeggio	•	•		
Cetra	•	•	•	•
Collaborative	•	•	•	•
Contemporary	•	•	•	•
Dock	•	•	•	•
Definition	•	•	•	•
Fluent	•	•	•	•
Footprint	•	•	•	•
Innsbruck	•			
Perks Keyboard Drawers		•		
Perks Center Drawers		•		
Pose	•	•	•	•
Priority	•	•	•	•
President			•	
Scenario	•	•	•	•
Senator	•		•	
Stow	•	•	•	•
Teem	•	•	•	•
Traditional	•		•	
Transcend	•	•	•	•
Villa Tables	•	•	•	•
Xsite	•	•	•	•

• = standard wood species

Note: Special finishes are not available on Zebrawood, Canyon Oak, Monterey Oak, or Tuscan Walnut.

Upcharges:

A one-time fee of **\$300** (net) will be billed for the development of each new custom finish. This fee covers all Kimball Office product lines on which the finish may be used.

A **10%** upcharge per line item (model number) will be applied for a standard finish on an alternate wood species, a previously developed special finish, or a custom finish. This upcharge is calculated on the base price, before other option upcharges are added.

For upholstered products, the upcharge is calculated on the Grade 1 upholstery price then added to the price for the selected fabric grade, to arrive at the list price.

Custom Finish

Approval Process:

- ① Send desired finish sample (no smaller than 3" x 5"), along with a purchase order for the \$300 (net) special finish development fee, to Customer Service along with a complete list of the products and wood species to which the special custom finish is to be applied. Include dealer name, contact, and project reference.
- ② If a previously developed sample is found to be compatible, a sample will be sent for customer approval. If not, a custom finish will generally require at least a week for a matched sample. Samples sent to the customer will advise of any restrictions that may apply.
- ③ Customer signs off on the sample and returns the approval form to Customer Service. Approval is required prior to order entry.

Note: The one-time fee of \$300 will not be charged unless a custom match finish is required.

Wood Finishes	➤ See page A3
Laminate	A6
PVC	A8

How to Specify

① Model:

Build the complete model specification by following the How to Specify steps on the pricing page for the product that is to receive the special finish.

② Finish type:

For the "Finish type" step, insert a special code (in place of STD):

ZCHY1 = Special cherry finish

ZMAP1 = Special maple finish

ZWAL1 = Special walnut finish

ZSAP1 = Special sapele finish

Note: Choose the special finish code based on the standard wood species used in the product line (see matrix at left).

③ Finish designator:

For the "Finish designator" step, insert the designator below or the one provided to you by Customer Service:

MA00174KOG = Amber on Maple

WA02905KOG = Amber on Walnut

WA02905KOG = Mocha on Walnut

Wood

Characteristics, Care, and Maintenance Tips

Kimball Office's experience in wood finishing extends from past generations of craftsmen to present day state-of-the-art technology.

Our Pura® finish is a proprietary, water-based, ultra-violet (UV) wood finish that has virtually no volatile organic compounds (VOCs). It uses less energy than our conventional finishing process and meets or exceeds BIFMA Furniture Emission Standards (FES) and U.S. Green Building Council LEED requirements for indoor air quality. Pura is exceptionally clear and durable and allows the beauty of our wood to shine through. The durability, depth, clarity, and beauty of Pura meets the high expectations customers have of Kimball Office finishes.

Finish fill and sheen level for the top surfaces is appropriate for the design and wood species. If different specifications are required, contact Customer Service.

➤See the individual chapters for fill and sheen information by line.

All wood products are very susceptible to darkening from age and exposure to UV rays (sunlight and other sources), especially cherry and maple. Although a special UV inhibitor is added to finishes, care in placement of furniture near light sources and elimination of prolonged covering of surfaces is necessary to reduce uneven color change of the wood.

Fine scratches from everyday use may be more visible on furniture with dark finishes. Darker finishes absorb more light, while fine scratches reflect the light. Therefore, scratches can be more emphasized due to this contrast. The use of a desk pad is recommended to keep scratching to a minimum.

The beauty of wood is that, as a natural product, it will have differences in grain characteristics, color, and other features among wood species. The characteristics of our top grade veneers are appreciated and welcomed; it's the differences in characteristics that offer each office a unique look.

Maple veneers are plain sliced and slip matched. Brighton Maple is a clear finish for those who appreciate the inherent beauty of wood. Differences in grain character and color are natural characteristics of wood and will show through in the finished product.

Walnut veneers are plain sliced, and applied book and center matched.

Cherry veneers are plain sliced and slip matched. Grain characteristics of cherry veneer such as gum streaks and gum pockets occur naturally and add to the authentic look and feel of natural veneer. These are inherent to this veneer and should not be considered defects.

Sapele veneers are quarter sliced and slip matched.

Canyon Oak, Monterey Oak, Tuscan Walnut, and Zebrawood are quartered (straight) grain finishes.

Specification of particular cuts, characteristics, or wood species can be accommodated. For example, a customer may ask for a limited amount of cathedrals or very limited variation in color from one veneer flitch to the next. Kimball Office systems products are able to satisfy those expectations, as long as we are notified prior to order placement. Depending on the request, the higher grade veneer may require an upcharge. Orders would also need to be handled through our custom quote process.

The wood species on seating may vary from the wood species on the casegood or system. Different wood species offer unique texture and grain which provide more variation in finish color; however seating finishes are compatible with casegoods and systems finishes.

Wood Finishes	➤See page A3
Laminate	A6
PVC	A8

To Maximize Longevity and Beauty of the Wood Finish:

- Clean all surfaces frequently with a water dampened soft cloth following direction of the grain.
- Dry with a separate cloth if needed.
- Avoid exposure to strong sunlight or extremes in temperature or humidity.
- Avoid exposure to harsh solvents and always remove any spilled liquids immediately.
- Use a desk pad. This will help protect against possible damage and imprinting caused by writing instruments and sharp objects.
- Pads with foam backing are not recommended.
- If using a protective glass top, always place felt spacer pads under the glass to allow the wood to breathe.
- Do not leave plastic, vinyl, or rubber items on finished wood surfaces. Sustained contact could damage the finish.

Laminate

Key:

● = Standard finish

Woodgrain														Solid														CSL
	MC Amber Cherry	CC Cordoba Cherry	MH Mocha Cherry	SC Sedona Cherry	IM Brighton Maple	TM Huntington Maple	CO Canyon Oak	YO Monterey Oak	MW Midtown Walnut	TW Tribeca Walnut	NW Tuscan Walnut	UW Urban Walnut	CZ Clear Zebrawood	480 Antique White	403 Chamois	462 Cinder	440 Cloud	405 Designer White	450 Fog	488 Frosty White	461 Graphite	416 Putty	420 Sandstone	425 Shadow	460 Storm	419 Wallaby		
Price Group	1	1	1	1	1	1	1	1	1	1	1	1		1	1	1	1	1	1	1	1	1	1	1	1			
HPL worksurfaces & tables	●	●	●	●	●	●	●	●	●	●	●	●	●	●	●	●	●	●	●	●	●	●	●	●	●	●	●	
Laminate fronts/chassis	●	●	●	●	●	●	●	●	●	●	●	●	●	●	●	●	●	●	●	●	●	●	●	●	●	●	●	

		Pattern																
		874 Bronze Legacy	842 Canyon Zephyr	823 Carbon Evolv	841 Desert Zephyr	862 Grey Glace	844 Loden Zephyr	843 Misted Zephyr	846 Morro Zephyr	812 Mushroom Tigris	860 Neutral Santos	808 Nickel Evolv	807 Silicon Evolv	873 Tawny Legacy	805 Titanium Evolv	809 Tungsten Evolv	802 White Nebula	814 White Tigris
Price Group		1	1	1	1	1	1	1	1	1	1	1	1	1	1	1	1	1
HPL worksurfaces & tables		●	●	●	●	●	●	●	●	●	●	●	●	●	●	●	●	●
Laminate fronts/chassis																		

Woodgrain laminate is a commercially compatible match to the wood finish of the same name and designator with consideration for the most common application—laminate surfaces on a wood chassis. When laminate and wood are mixed in other applications, the flip that occurs naturally in veneer may influence the overall match from piece to piece.

Customer-Specified Laminate

GSA Non-Contract

Customer-specified, high-pressure laminate (CSL) is available on select products.

- See page A6 for availability.
- Contact Customer Service to initiate approval.

Kimball Office reserves the right to decline a customer specified laminate which may not be suitable for application.

Kimball Office assumes no responsibility for the durability, consistent coloration or any other performance characteristic of a customer specified laminate.

Metal, embossed, specialty, and supplier discontinued laminates must be custom quoted.

- Contact By Design at 800.482.1616 extension 6002.

Kimball Office orders and procures all customer specified laminates.

Laminate sheen level must not exceed 60° for maximum durability of worksurfaces.

Lead times may vary for certain laminates. Minimum order quantities may apply.

Upcharges:

A **20%** upcharge per line item (model) for CSL orders for supplier standard laminates applies. Upcharge is calculated on the base price, before other option upcharges are added.

Wood Finishes	➤ See page A3
Laminate	A6
PVC	A8

How to Specify

- ① Model:
Build the complete model specification (excluding the finish type and finish designator) by following the How to Specify on the appropriate pricing page for the product that is to receive the special finish.
- ② Finish type: For the "Finish type" step, insert a special finish code (in place of STD).
ZFMA1 = Formica
ZLMT1 = Lamin-Art
ZLTC1 = Lamitech
ZNEV1 = Nevamar
ZPTE1 = Pionite
ZWST1 = Wilsonart
- ③ Finish designator: For the "Finish designator" step, insert the laminate designator (color number) of the laminate to be applied to the product.

	Solid Color Plastic														Woodgrain Plastic												
	480 Antique White	403 Chamois	462 Cinder	440 Cloud	485 Dark Chocolate	405 Designer White	450 Fog	488 Frosty White	461 Graphite	420 Sandstone	425 Shadow	460 Storm	419 Wallaby	MC Amber Cherry	CC Cordoba Cherry	MH Mocha Cherry	SC Sedona Cherry	IM Brighton Cherry	TM Huntington Maple	CO Canyon Maple	YO Monterey Oak	MW Midtown Oak	TW Tribeca Walnut	NW Tuscan Walnut	UW Urban Walnut	CZ Clear Zebrawood	
Softened plastic rim (P)	●	●	●	●	●	●	●	●	●	●	●	●		●	●	●	●	●	●	●	●	●	●	●	●		
Worksurface wire manager	●	●	●	●	●	●	●	●	●	●	●	●															

PRICE LIST

PRIORITY™ LEGACY

EFFECTIVE 8.24.2015

Kimball®Office

A unit of Kimball International ©2015 Kimball International, Inc. Form No. PLPRILEG Ver. 0815

1600 Royal Street
Jasper, Indiana 47549

800.482.1818
kimballoffice.com

PRIORITY™ PRICE LIST

Revision Summary

February 2016

This document provides a summary of revisions made to the price list since August 24, 2015.

These revisions are effective February 1, 2016.

General Information

Sustainability information has been revised.

➤ See page 7.

Finishes & Materials

Wood characteristics have been clarified with regard to the cut and grain matching.

➤ See page A5.