

1. LOCATION

2.

3.

4. RATES?

KnollExtra

Price List
February 2016



Knoll

Introduction	Knoll and Sustainable Design	3
	GREENGUARD Indoor Air Quality Certified®	4
	Using the KnollExtra Price List	5
	Placing Your Order	6
	KnollExtra Visual Index	7
	KnollExtra Bracket Chart	12
	Maintaining Your Purchase	13
Lighting	LED Light Series: Sparrow® : by Antenna Design	14
	LED Light Series: Highwire® : by Antenna Design	16
	LED Light Series: T- light : by Antenna Design	18
	LED Light Series: Sparrow® International : by Antenna Design	20
	LED Light Series: Highwire® International : by Antenna Design	22
	LED Light Series: T- light International : by Antenna Design	24
	Copeland™ Light : by Stephan Copeland	26
Power Series	Power Series : Power Cube	28
	Power Series : Power Disc	30
Desktop Accessories	The Smokador™ Collection : Exec Rectilinear	32
	The Smokador™ Collection : Leather	36
	The Smokador™ Collection : Desk Pads	38
	The Smokador™ Collection : Replacement Parts	40
Organizational Tools	KnollExtra Magnetic Accessory Cup : Antenna Design	42
	Orchestra® Universal System Accessories : by Bruce Hannah & Ayse Birsel	44
Technology Management	Sapper™ Monitor Arm Collection : Easy Order Single Arm Kits	60
	Sapper™ Monitor Arm Collection : Easy Order Double Arm Kits	66
	Sapper™ Monitor Arm Collection : Easy Order Triple Monitor Support Kits	70
	Sapper™ Monitor Arm Collection : Easy Order Quadruple Mount Support Kits	74
	Sapper™ Monitor Arm Collection : Easy Order Sapper Sleeve Arm Kits	76
	Sapper™ Monitor Arm Collection : Easy Order Sapper 50® Single Arm kits	80
	Sapper™ Monitor Arm Collection : Easy Order Sapper 50® Double Arm kits	84
	Sapper™ Monitor Arm Collection : Easy Order Sapper 50® Sleeve Arm Kits	88
	Sapper™ Monitor Arm Collection : Easy Order Beam Kits for 3 Monitors with Table Clamps	92
	Sapper™ Monitor Arm Collection : Easy Order Beam Kits for 3 Monitors with Antenna Mounts	94
	Sapper™ Monitor Arm Collection : Easy Order Beam Kits for 4 Monitors with Table Clamps	96
	Sapper™ Monitor Arm Collection : Easy Order Beam Kits for 4 Monitors with Antenna Mounts	98
	Sapper™ Monitor Arm Collection : Easy Order Double Beam Kits for 6 Monitors with Table Clamps	100
	Sapper™ Monitor Arm Collection : Easy Order Double Beam Kits for 6 Monitors with Antenna Mounts	102
	Sapper™ Monitor Arm Collection : Easy Order Double Beam Kits for 8 Monitors with Table Clamps	104
	Sapper™ Monitor Arm Collection : Easy Order Double Beam Kits for 8 Monitors with Antenna Mounts	106
	Sapper™ Monitor Arm Collection : Monitor Arms and Brackets	108
	Sapper™ Monitor Arm Collection : Movement Joints and VESA Plate Adaptors	112
	Sapper™ Monitor Arm Collection : Beams	116
	Sapper™ Monitor Arm Collection : Masts	118
	Sapper™ Monitor Arm Collection : Adjustment Knobs and Mast Cable Management Clips	120
	Sapper™ Monitor Arm Collection : Mounting Options	122
	Sapper™ Monitor Arm Collection : Mounting, Construction and Application Information	128
	Sapper XYZ® Monitor Arm Series : Easy Order Sapper XYZ Single Arm Kits	134
	Sapper XYZ® Monitor Arm Series : Easy Order Dual Sapper XYZ Arm Kit	138
	Sapper XYZ® Monitor Arm Series : Easy Order Sapper XYZ Crossbar Kits	140
	Sapper XYZ® Monitor Arm Series : Mounting Options for Sapper XYZ Single Arms	144
	Sapper XYZ® Monitor Arm Series : Sapper XYZ Crossbar Mounting Options	146
	Sapper XYZ® Monitor Arm Series : Replacement Parts for Sapper XYZ Single Arms	148
	Sapper XYZ® Monitor Arm Series : Sapper XYZ Crossbar Replacement Parts	150
	Sapper XYZ® Monitor Arm Series : Mounting, Construction and Application Information	152
	Adjustable Keyboard Supports : Easy Order Kits	154
	Freestanding Ergonomic Accessories	156
	Adjustable CPU Holders : Vertical and Sling CPU Holders	158
Storage	Storage : pencil drawers	160
Communication Boards	Universal Marker Boards : by Bruce Hannah & Ayse Birsel	162

Universal Fabric Boards : Standard Sizes	164
Universal Fabric Boards : Options and Mounting Information	166
Scribe™ Mobile Markerboards : by Antenna Design	168
Alpha-Numeric Index	170
Selling Policy	172
General Ordering Information	174

Each year Knoll sets key initiatives in our journey to sustainability. We are members of a global consortium on energy, have adopted a scientific, metrics-based approach to sustainable product design, and maintain a leadership position in establishing universal, verifiable, sustainability standards for our industry.

Knoll promotes independent third-party certification because it provides the most impartial and trustworthy foundation for industry-wide environmental compliance. Certification by established and respected third parties ensures that all manufacturers are held to the same high standards and that customers can trust a company's declaration about the environmental benefits of its products. Knoll third-party partners include: the International Standards Organization (ISO); Forest Stewardship Council (FSC®); Rainforest Alliance; GREENGUARD® Environmental Institute; and The Business and Institutional Furniture Manufacturer's Association (BIFMA) level® certification from Scientific Certification Systems (SCS).

In addition, Knoll is aligned with the U.S. Green Building Council and can help companies, healthcare organizations and educational institutions achieve Leadership in Energy and Environmental Design (LEED®) workplace certification.

Global Climate Change

- Knoll is a sponsor of the Clinton Global Initiative, which brings together a community of global leaders to devise and implement solutions to some of the world's most pressing challenges, including environmental change.
- Knoll has a comprehensive Energy Management Program to increase energy efficiency in products and processes.

Life Cycle Assessment (LCA) Tool

- Life Cycle Assessment is a science-based measurement of a product's environmental impacts throughout its life cycle, from raw materials sourcing through manufacture, shipping, use and re-use or end-of-life. LCA enables cradle-to-cradle implementation of sustainable practices.
- Knoll has partnered with The Green Standard.org to develop an affordable, universal ISO-compliant computer-based LCA tool that can be used by the entire contract furniture industry and is partnering on the development of an Environmental Product Declaration System (EPDs) for Knoll products. EPDs are verified documents containing LCA results and additional environmental performance information about a product.

Setting Industry Standards

- Knoll partners with MTS (The Institute for Market Transformation to Sustainability) to develop the SMaRT® Consensus Sustainable Products Standards, a set of consensus-based sustainable product standards based on the LEED® model, for all building products, fabric, apparel, flooring and carpet. MTS, the developer of SMaRT®, is an accredited American National Standards Institute (ANSI) standard developer.
- Knoll also partners with BIFMA (Business and Institutional Furniture Manufacturers Association) to promote level® sustainability standards for the contract furniture industry.
- Knoll has established FSC® (Forest Stewardship Council) certified wood as the standard for general office open plan office systems, casegoods and tables.
- Knoll has launched Full Circle, a resource recovery program developed with ANEW, to help customers extend the life cycle of surplus furniture, fixtures and equipment (FF&E) in an economically, socially and environmentally responsible manner.
- Our goal is to encourage all manufacturers in the contract furniture industry and related industries to adopt standards that will lead to sustainable products and practices.

For more information about Knoll and sustainable design, visit knoll.com/environment.

All Knoll Office Seating is GREENGUARD and GREENGUARD Gold certified.

All KnollExtra® products are GREENGUARD certified.

Visit GREENGUARD.org for more information and to find printable certificates for Knoll Office Seating that can be used for verification and LEED® submission.

GREENGUARD provides the only guide to certified low-emitting interior products and building materials. Its goal is to help building owners and managers, architects, interior designers and product specifiers build and furnish healthier offices, hospitals, schools and homes by providing a register of tested and certified low-emitting products and materials.

GREENGUARD certification is recognized by the U.S. Green Building Council's LEED® Program. Air Quality Science, an independent indoor air quality laboratory, tests products submitted for certification using stringent environmental chamber testing protocols and current indoor air quality standard. Certification is administered by the GREENGUARD Environmental Institute (GEI), an industry-independent, non-profit organization.

GREENGUARD Gold certification complies with the State of California's Department of Health Services Standard Practice (CA Section 01350) for testing chemical emissions from building products used in schools, offices and other sensitive environments. Certified products can contribute to achieving credits in the CHPS Best Practices Manual for K-12 schools, the LEED® Green Building Rating System, Green Guide for Healthcare™, NAHB Green Building Guidelines, Green Globes, Regreen and numerous other local authorities' green building codes.

Knoll Office Seating and KnollExtra® products can contribute to achieving LEED® credits. GREENGUARD-tested and certified office furniture is required for Credit 4.5 in the LEED-CI Indoor Environmental Quality section.

GREENGUARD Certification Program

- Internationally recognized for evaluating product emissions and certifying building materials, furnishings, finishes and cleaning products and processes that meet stringent indoor air quality criteria defined by GEI.
- Products undergo rigorous, third-party testing to determine their impact on indoor air pollution with requirements for ongoing testing and verification.
- Certification confirms a manufacturer's environmental responsibility, and signifies their environmental achievements through independent, third-party testing and verification.
- GREENGUARD Certified products are recommended by leading sustainable building programs, including:
 - U.S Green Building Council's (USGBC) LEED Rating System,
 - National Association of Home Builders (NAHB) Green Building Guidelines,
 - Green Guide for Health Care (GGHC),
 - Collaborative for High Performance Schools (CHPS) Best Practices Manual,
 - New York City Department of Design and Construction Sustainable Design Specifications, among others.

An Overview

In the first part of the Price List you'll find Lighting and Power Series.

The second part features a full range of desktop accessories including Smokador and Orchestra, perfect for panel-mounted or freestanding application.

Part three offers a broad range of systems support products, including technology management and communication boards.

Can't find it? Consult the Table of Contents on page 1 or the Alpha-numeric Index on page 170.

Product Information on Each Page

The KnollExtra Price List was designed to provide you with everything you need to know in order to understand, specify, and care for KnollExtra products. On each page, the following features will assist you:

Description/Construction explains salient features, capabilities, materials, and country of origin.

Dimensions provide the overall space the product will require. Statistics are based on the maximum width, depth and height of the product.

Weight is based on the product itself. It does not include packaging or complementary items such as pens, memo paper or calendars.

Order Code/Ordering Information outlines exactly how to specify KnollExtra product and the full scope of finish options. The Order Code provides an example of how one pattern number is specified.

Custom Options reviews availability of special sizes, finishes etc.

For More Information

For more information, contact your Knoll sales representative, telephone Customer Service at 1-800-343-5665, or visit one of the Knoll showrooms listed on the last page of this book.

A Word About Finishes

KnollExtra finishes are designed to complement a broad range of interiors and office products.

Key KnollExtra finishes coordinate with specific Knoll systems finishes:

<i>Product</i>	<i>Core Finish</i>	<i>Office System Finishes</i>
Orchestra Load bar / Slat board	Medium grey (115)	Medium grey (115)
	Soft grey (117)	Soft grey (117)
	Black (111)	Black (111)
	Beige Mist (611)	Beige Mist (611)

Use the Following Addresses

If you would like to send a standard lead time order to our order entry department, please use the following address:

For North American orders:
Knoll, Inc.
1235 Water Street
East Greenville, PA 18041
Attn: Order Entry

Fax: 215 679-1788
Tel: 800 343-KNOLL

All accepted orders will be confirmed in writing on the Knoll standard order confirmation form.

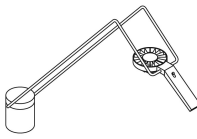
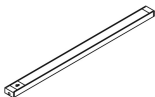
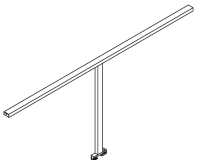
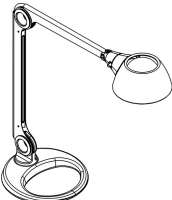

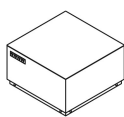
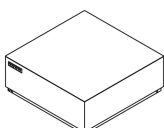





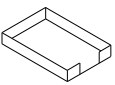
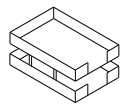
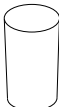
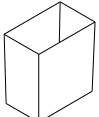
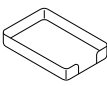




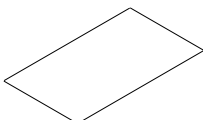
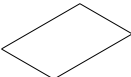
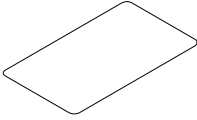

Ship-Complete Orders

Orders that must ship complete are to be so stated on the purchase order. Products with different lead times, combined on one order, can be acknowledged for shipment based on the longest of those lead times. Orders not marked “ship complete” will be released according to the confirmation, and invoiced in increments.

For More Information

For complete Knoll Selling Policy and warranty information, please refer to page 172 of this price list.

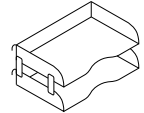
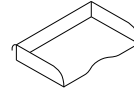
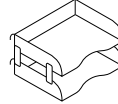
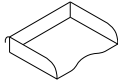
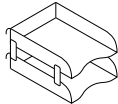
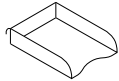
For additional information on KnollExtra, contact your Knoll representative, a Knoll dealer, or telephone Customer Services at 800 343-KNOLL.

Page	LIGHTING						
14-25	Sparrow® LED	Highwire® LED	T-light LED				
							
26-169	Copeland Standard	Copeland Compact					
							
Page	TECHNOLOGY MANAGEMENT : POWER SERIES						
28-29	Power Cube 24 x 24	Power Cube 36 x 36	Power Disc				
							
Page	THE SMOKADOR COLLECTION						
32-33	Memo Box	Business Card Holder	Round Pencil Cup	Round Clip cup	Single Letter Tray	Double Letter Tray	
							
34-35	Round Wastebasket	Rectilinear Wastebasket					
							
36-37	Single Letter Tray	Memo Box	Pencil Cup	Coasters	Round Wastebasket		
							
38-39	Rectilinear Desk Pad	Conference Pad	Radiused Desk Pad	Oval Conference Pad			
							

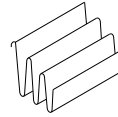
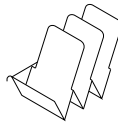
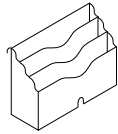
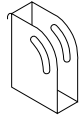
Page	KNOLLEXTRA MAGNETIC ACCESSORY CUP
42-43	Magnetic Accessory Cup



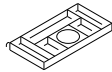
Page	ORCHESTRA UNIVERSAL SYSTEM ACCESSORIES					
44-47	Front Single Letter Tray	Front Double Letter Tray	Side Single Letter Tray	Side Double Letter Tray	Side Single Legal Tray	Side Double Legal Tray



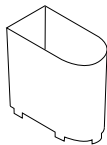
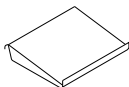
48-49	2-Way Binder Bin	Vertical Paper Pack	Slanted Sorter	File Sorter
-------	------------------	---------------------	----------------	-------------



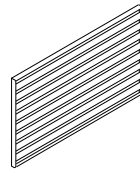
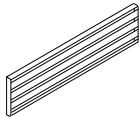
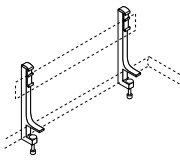
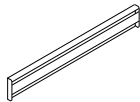
50-51	Hanging File Holders	Pencil Cup	Utility Tray	Tape Dispenser	Memo Tray
-------	----------------------	------------	--------------	----------------	-----------

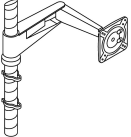
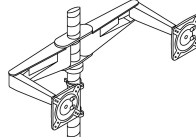
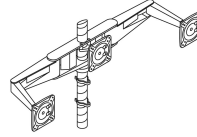
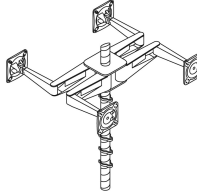
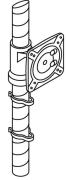
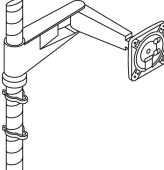
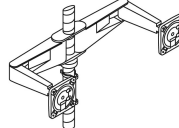
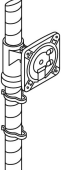
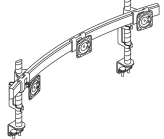


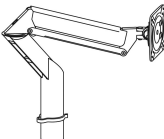
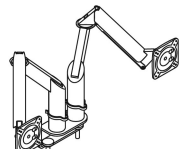
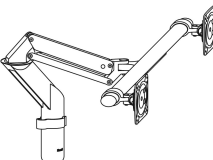
52-53	Bud Vase	Telephone Shelf	Wastebasket & Recycling Wastebasket
-------	----------	-----------------	-------------------------------------

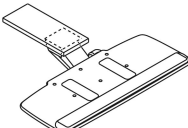
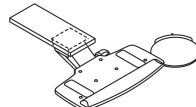
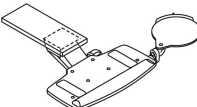


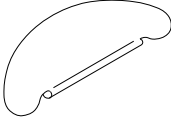
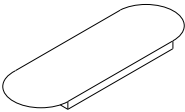
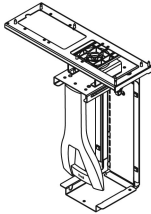
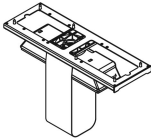

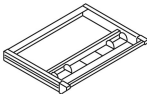
54-74	Load Bar/Info Rail	Worksurface: Mounted Bracket	Slat board: 6 1/2'' H	Slat board: 14 3/4'' H
-------	--------------------	------------------------------	-----------------------	------------------------

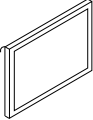
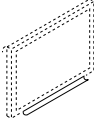
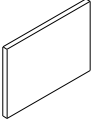
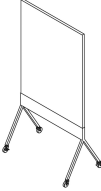


Page	TECHNOLOGY MANAGEMENT : SAPPER™ MONITOR ARM COLLECTION				
60-127	Single Arm Kits	Double Arm Kits	Triple Support Kits	Quadruple Support Kits	Sleeve Arm Kits
					
	Sapper 50 Single Arm Kits	Sapper 50 Double Arm Kits	Sapper 50 Sleeve Arm Kits	Multiple Monitor Beam Kits	
					

Page	TECHNOLOGY MANAGEMENT : SAPPER XYZ® MONITOR ARM SERIES		
134-149	Single Arm Kits	Dual Arms Kits	Crossbar
			

Page	TECHNOLOGY MANAGEMENT : ADJUSTABLE KEYBOARD SUPPORTS		
106-117	27" Integrated	21" Swivel	21" Swivel HP
			

Page TECHNOLOGY MANAGEMENT		
156-157	Surf Board or VDT Corner	VDT Sleeve
		
140-141	Adjustable Vertical CPU Holder	Adjustable Sling CPU Holder
		
Page STORAGE		
160-161	Universal Pencil Drawer	BackPack Pencil Drawer
		

Page	COMMUNICATIONS BOARDS			
162-169	Marker Board	Marker Tray	Fabric Boards	Scribe™ Mobile Markerboard
				

Manufacturer	System	Bracket Suffix
Knoll	Reff	R
	Dividends	DV
	<i>(stanchion-mounted)</i> Dividends	DS
	Calibre	CE
	Currents	C
	<i>(stanchion-mounted)</i> Currents	CS

*EY for orchestra brackets. If your system is not listed, please consult your Knoll sales representative or Customer Service at 1-800-343-5665.

Maintenance

While KnollExtra relies on highly durable materials in each product line, regular basic maintenance will ensure the longevity of your product. Most stains, marks, and discolorations can be removed by following the simple instructions outlined on this page.

Plastic

Windex and a dry cloth.

SofStone

Early removal of a stain makes SofStone care much easier. This is especially true of coated areas which are frequently handled. If oil smudges are allowed to build up, they can soften the suede coating, and become very difficult to remove. Most dirt and smudges can be removed by the following methods:

1. *Greasy stains* (crayon, oil, lipstick, etc.): remove grease and wax stains with a naphtha-dampened lint-free cloth. Change the cloth frequently to remove as much grease as possible without spreading the stain.

2. *Non-greasy stains* (dirt, coffee, mustard, catsup, etc.): dirt and smudge areas can generally be removed by using a sponge or soft bristle brush with Liquid Ajax, Mr. Clean, Lestoil, or 3M brand carpet spot remover and upholstery cleaner. Follow the instructions on the label, and rinse thoroughly with clear water and a lint-free cloth.

3. *Combination stains* (chocolate, ice cream, gravy, soup, etc.): combination stains are caused by materials that contain both greasy and non-greasy substances. First use the procedures for non-greasy stains as stated above. Then, rinse thoroughly with clear water and thoroughly dry with a lint-free cloth. If greasy stain persists, follow the procedure for greasy stains as stated above. Repeat as necessary.

Stainless Steel:

Windex and a dry cloth.

Antique Brass, Brushed Zinc and Black Oxide:

A damp cloth with no cleaning agents.

Satin Brass:

Pledge.

Linoleum:

Windex and a dry cloth.

Contemporary and Traditional Standard Leathers:

Mild soap and water on a soft cloth.

Spinneybeck Leathers:

As a result of the high quality aniline dye process, most scratches or minor stains can be removed simply by gently rubbing them with your fingers. The body's natural oils revitalize the leather. For stubborn stains, use mild soap and water. Take care to wash the surface evenly since soaps may slightly alter the leather's tonality.

Surf Collection:

Wipe nylon skin using warm water and mild detergent. Do not use abrasives.

Office Automation

Accessories/Storage Drawers:

Clean with a soft cloth and Windex, Fantastik, Endust or other non-abrasive household cleaners. Remove stubborn stains with SofScrub.

For Surf Board and VDT Sleeve soft touch paints, never use abrasives. Clean with lukewarm water and a soft cloth.

Marker Boards:

For day-to-day use, surface requires only a dry cleaning with a standard felt eraser or dry cloth. For best results, keep marker board and marker pens at room temperature. KnollExtra suggests Bic Great Erase BOLD marker pens which are designed for use on marker boards. All marker pens should be tightly capped and stored horizontally when not in use.

Follow the instructions below as a periodic maintenance program, or to remove stubborn stains:

1. Clean with EV-1 or any liquid ammonia-added cleaner and rinse with clean water, then dry. For best results, wash board like a window with sponge and squeegee.

2. Interim cleaning may be done by sprinkling a dry powdered cleanser on an eraser and applying to the board in a circular motion. Rinse with clean water, then dry.

3. To remove crayon, scotch tape, or other stubborn materials, apply a mild solvent or paste made with scouring powder and water.

Fabric Boards:

Despite the durability of most panel textiles, fabric boards are subject to long-term soiling and wear. A regular maintenance program will significantly lessen soil and dirt build up or staining on your fabric boards. Cleaning is particularly important in areas adjacent to air conditioning or ventilation systems.

Remember to consult the care instructions provided by the fabric manufacturer. The general recommendations below should apply to most fabric boards.

1. Avoid excessive heat or moisture which can affect finishes and adhesives. Never allow fabric panels to become wet inside the core. Room temperature should be maintained between 50 and 85 degrees; humidity should be maintained between 20 and 50%.

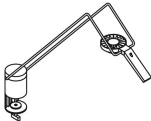
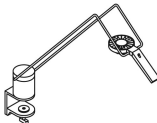
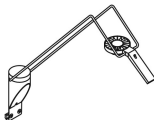
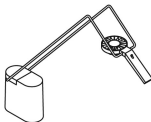
2. Avoid contact with sharp edges which could puncture the surface.

3. Do not handle fabric boards more than necessary. Avoid bending or flexing the panels; this could break the bond between the surface and core materials.

4. Grease or oil should be wiped off immediately upon contact. Remove excess grease or oil by blotting. Use hot water and mild soap to remove any remaining residue.

5. Whenever possible, clean only with warm water and mild soap. Use caution when applying cleaning agents, particularly those that contain alcohol, strong alkalis, or solvents. These ingredients may react to the vinyl backing or adhesives used in the fabric boards. Always test cleaning agents on fabric from the rear of the panel before using on the front.


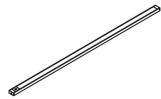
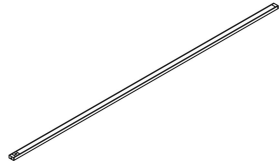

6. Care should be taken in using strong room cleaners or pesticides. Their fumes may contain agents which lead to the loosening of the fabric board glue bond.

type	description
Open Table Clamp Mount	Sparrow desktop LED light with open table clamp mount
	
Panel Table Clamp Mount	Sparrow desktop LED light with panel table clamp mount
	
Antenna Beam Side Mount	Sparrow desktop LED light with Antenna beam side mount
	
Freestanding Base	Sparrow desktop LED light with freestanding base
	
Occupancy sensor	Universal occupancy sensor

pattern no.	list price
LED 1 S CLMP	\$439.
LED 1 S PCLMP	460.
LED 1 S SIDE	460.
LED 1 S BASE	470.
LED PIR	99.

Order Code	Ordering Information	Additional Information	Light Source Information
Example: LED-1-S-CLMP-111	<i>Specify:</i>	Sparrow is available in a black or white finish with stainless steel rods.	9 watts single multichip LED.
LED	1. Pattern number		50,000 hours lifespan.
1	2. Mount		
S	3. Finish	Occupancy sensor (LED PIR) can be added to any LED light and must be ordered separately.	
CLMP	<i>Finish Options:</i>		
	Black (111)	UL Certified.	
111	White (118)	Open table clamp for use on open edge work surface and with minimum of 1 1/16" from back edge of work surface to wall, screen or panel. Work surface thickness minimum of 0.7", maximum of 1.5".	
		Panel table clamp for use with minimum of 3/16" from back edge of work surface to wall, screen or panel. Work surface thickness minimum of 0.9", maximum of 1.7".	

Height Range	Construction	Design Awards
Articulates 18° to 90° <ul style="list-style-type: none">• Table clamp: 2.5" to 21.4"• Antenna beam side: 3.5" to 22.3"• Freestanding: 4.3" to 23.2"	Lamp: LED, cast aluminum housing, stainless steel frame and plastic reflector and lens. Table clamp mount: steel. Antenna beam side mount: die cast aluminum. Freestanding base: plastic and cast iron. Occupancy sensor: extruded aluminum body, plastic face, end caps and lens.	Best of NeoCon 2013 Silver Award. Sparrow is TAA compliant.

type	description
19" Undercabinet Light	19" Highwire under-cabinet LED light with power source
	
37" Undercabinet Light	37" Highwire under-cabinet LED light with power source
	
67" Undercabinet Light	67" Highwire under-cabinet LED light with power source
	
79" Undercabinet Light	79" Highwire under-cabinet LED light with power source
	
Undercabinet Light Adder	19" Highwire under-cabinet LED light adder with connector cable
	37" Highwire under-cabinet LED light adder with connector cable
	67" Highwire under-cabinet LED light adder with connector cable
Occupancy sensor	Universal occupancy sensor

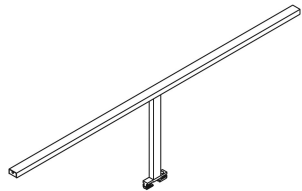
pattern no.	list price
LED 2 IN 19	\$314.
LED 2 IN 37	523.
LED 2 IN 67	784.
LED 2 IN 79	941.
LED 2 AD 19	267.
LED 2 AD 37	476.
LED 2 AD 67	727.
LED PIR	99.

Order Code	Ordering Information	Additional Information	Light Source Information
Example: LED-2-AD-19-01-BLK	Specify:	Light ships with magnet and wood screw-in mounts.	19": 9 watts, 35 LEDs.
LED	1. Pattern number		37": 16 watts, 70 LEDs.
2	2. Type of light	Occupancy sensor (LED PIR) can be added to any light and must be ordered separately.	67": 30 watts, 126 LEDs.
AD	3. Length		79": 32 watts, 140 LEDs.
19	4. Connector where required		50,000 hours lifespan.
01	5. Finish	UL Certified.	
BLK			
	Type of Light:		
	Individual : Ships with power source		
	Adder: Ships without power source for interconnection purposes		
	Highwire can be interconnected up to a maximum of 60 watts		
	Connector		
	01: In-line		
	03: 3"		
	12: 12"		
	24: 24"		
	36: 36"		
	Finish Options:		
	Black (BLK)		
	Silver (SLV)		

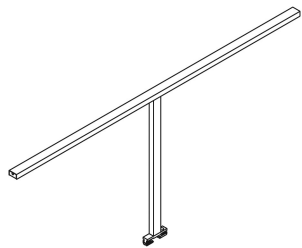
Construction	Design Awards
Highwire: LEDs, extruded aluminum housing, plastic reflector end caps.	Best of NeoCon 2013 Silver Award.
Occupancy sensor: extruded aluminum body, plastic face, end caps and lens.	Highwire is TAA compliant.

LED Light Series: T- light
by Antenna Design

type	description
13" T-light	13" T-light with two 19" Highwire lights



21" T-light	21" T-light with two 19" Highwire lights
-------------	--



pattern no.	list price
LED 3 13 BLK	\$1,359.

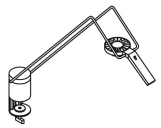
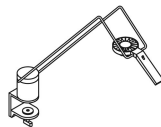
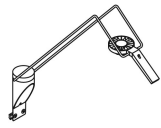
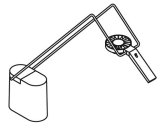
LED 3 21 BLK	1,464.
--------------	--------

Order Code	Ordering Information	Additional Information	Light Source Information
Example: LED-3-13-BLK-130	<i>Specify:</i>	Specify YCBT for Antenna beam with hole for T-light application.	Each 19" highwire draws 9 watts with 35 LEDs.
LED	1. Pattern number		
3	2. Type of light	T-light can only be installed on Antenna workspace beam.	50,000 hours lifespan.
13	3. Height		
BLK	4. Frame Finish	All T-lights ship with black Highwire lights.	
130		UL Certified.	
	<i>Finish Options:</i>		
	Jet Black (111)		
	Brown (112)		
	Dark Grey (113)		
	Folkstone (114)		
	Medium Grey (115)		
	Standstone (116)		
	Soft Grey (117)		
	Bright White (118)		
	Dark Red (130)		
	Slate Blue (131)		
	Beige Mist (611)		
	Metallic		
	Medium (612)		
	Metallic		
	Grey		
	Silver Metallic (613)		

Construction	Design Awards
T-light structure: die cast aluminum base, extruded aluminum stanchion and steel top channel.	Best of NeoCon 2013 Silver Award.
Highwire: LEDs, extruded aluminum housing, plastic reflector and end caps.	T-light is TAA compliant.

LED Light Series: Sparrow® International
by Antenna Design

KnollExtra


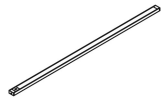
type	description
Open Table Clamp Mount	Sparrow desktop LED light with open table clamp mount and power source
	
Panel Table Clamp Mount	Sparrow desktop LED light with panel table clamp mount and power source
	
Antenna Beam Side Mount	Sparrow desktop LED light with Antenna beam side mount and power source
	
Freestanding Base	Sparrow desktop LED light with freestanding base and power source
	
Occupancy sensor	Universal occupancy sensor

pattern no.	list price
LED 1 S CLMP I	\$470.
LED 1 S PCLMP I	470.
LED 1 S SIDE I	470.
LED 1 S BASE I	470.
LED PIR	99.

Order Code	Ordering Information	Additional Information	Light Source Information
Example: LED-1-S-CLMP-I-CE-111	Specify:	Sparrow is available in a black or white finish with stainless steel rods.	9 watts single multichip LED.
LED	1. Pattern number		50,000 hours lifespan.
1	2. Mount	Antenna mounted Sparrow is available in black finish only.	
S	3. Certification/plug type: CE - Europe and Middle East (not UK or Germany) ENEC - Germany PSE - Japan SAA - Australia UK - UK and Singapore	Occupancy sensor (LED PIR) can be added to any LED light and must be ordered separately.	
CLMP	Open Table Clamp Mount	UL Certified.	
I	International		
CE	Certification/Plug type	Open table clamp for use on open edge work surface and with minimum of 1 1/16" from back edge of work surface to wall, screen or panel. Work surface thickness minimum of 0.7", maximum of 1.5".	
111	Black	Panel table clamp for use with minimum of 3/16" from back edge of work surface to wall, screen or panel. Work surface thickness minimum of 0.9", maximum of 1.7".	
	Standard lead times do not apply for International orders, your account manager can request lead times.		

Height Range	Construction	Design Awards
Articulates 18° to 90° <ul style="list-style-type: none">• Table clamp: 2.5" to 21.4"• Antenna beam side: 3.5" to 22.3"• Freestanding: 4.3" to 23.2"	Lamp: LED, cast aluminum housing, stainless steel frame and plastic reflector and lens. Table clamp mount: steel. Antenna beam side mount: die cast aluminum. Freestanding base: plastic and cast iron. Occupancy sensor: extruded aluminum body, plastic face, end caps and lens.	Best of NeoCon 2013 Silver Award. Sparrow is TAA compliant.

LED Light Series: Highwire® International
by Antenna Design

type	description
19" Undercabinet Light	19" Highwire under-cabinet LED light with power source
	
37" Undercabinet Light	37" Highwire under-cabinet LED light with power source
	
Undercabinet Light Adder	19" Highwire under-cabinet LED light adder with connector cable
	37" Highwire under-cabinet LED light adder with connector cable
Occupancy sensor	Universal occupancy sensor

pattern no.	list price
LED 2 IN 19 I	\$314.
LED 2 IN 37 I	523.
LED 2 AD 19	267.
LED 2 AD 37	476.
LED PIR	99.

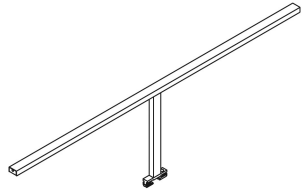
Order Code	Ordering Information	Ordering Information	Additional Information
Example: LED-2-IN-19-I-CE-BLK	<i>Specify:</i>	Standard lead times do not apply for International orders, your account manager can request lead times.	Light ships with magnet and wood screw-in mounts.
LED LED	1. Pattern number		
2 Highwire	2. Type of light		
IN Individual	3. Length		
19 Length	4. Connector where required		Occupancy sensor (LED PIR) can be added to any light and must be ordered separately.
I International	5. Certification/Plug type:		
CE Certification/ Plug type	CE-Europe and Middle East (not UK or Germany)		
BLK Finish	UK-UK and Singapore		
	6. Finish		
	<i>Type of Light:</i>		
	Individual : Ships with power source		
	Adder: Ships without power source for interconnection purposes		
	<i>Connector</i>		
	01: In-line		
	03: 3"		
	12: 12"		
	24: 24"		
	36: 36"		
	If IN line type, leave connector blank		
	<i>Finish Options:</i>		
	Black (BLK)		
	Silver (SLV)		

Light Source Information	Construction	Design Awards
19": 9 watts, 35 LEDs. 37": 16 watts, 70 LEDs. 67": 30 watts, 126 LEDs. 79": 32 watts, 140 LEDs.	Highwire: LEDs, extruded aluminum housing, plastic reflector end caps.	Best of NeoCon 2013 Silver Award.
50,000 hours lifespan.	Occupancy sensor: extruded aluminum body, plastic face, end caps and lens.	Highwire is TAA compliant.

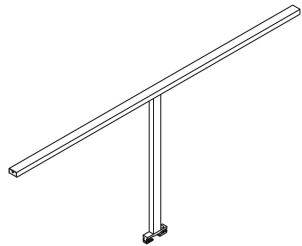
LED Light Series: T- light International
by Antenna Design

KnollExtra

type	description
13" T-light	13" T-light with two 19" Highwire lights



21" T-light	21" T-light with two 19" Highwire lights
-------------	--



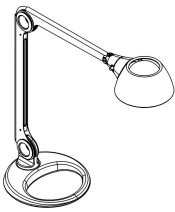
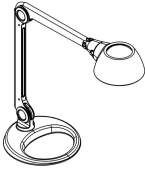




pattern no.	list price
LED 3 13 BLK I	\$1,359.

LED 3 21 BLK I	1,464.
----------------	--------

Order Code	Ordering Information	Ordering Information	Additional Information
Example: LED-3-13-BLK-I-CE-130	<i>Specify:</i>	Standard lead times do not apply for International orders, your account manager can request lead times.	Specify YCBT for Antenna beam with hole for T-light application.
LED	1. Pattern number		
3	2. Type of light		T-light can only be installed on Antenna workspace beam.
13	3. Height		
BLK	4. Certification/ Plug type:		All T-lights ship with black Highwire lights.
I	CE-Europe and Middle East (not UK or Germany)		
CE	UK-UK and Singapore		UL Certified.
130	5. Frame Finish		
	<i>Finish Options:</i>		
	Jet Black (111)		
	Brown (112)		
	Dark Grey (113)		
	Folkstone (114)		
	Medium Grey (115)		
	Standstone (116)		
	Soft Grey (117)		
	Bright White (118)		
	Dark Red (130)		
	Slate Blue (131)		
	Beige Mist (611)		
	Metallic		
	Medium (612)		
	Metallic		
	Grey		
	Silver Metallic (613)		

Light Source Information	Construction	Design Awards
Each 19" highwire draws 9 watts with 35 LEDs.	T-light structure: die cast aluminum base, extruded aluminum stanchion and steel top channel.	Best of NeoCon 2013 Silver Award.
50,000 hours lifespan.	Highwire: LEDs, extruded aluminum housing, plastic reflector and end caps.	

Copeland™ Light
by Stephan Copeland

product	description		
<div>Standard Arm</div> <div></div> <div>Shown with base</div>	<ul style="list-style-type: none">Standard Arm.13 watt ENERGY STAR rated compact fluorescent bulb.Mounting option must be ordered separately.20.75”h x 21.75”w (at 90° angle)Reaches height fo 29.75” when extended up and depth of 35.75” when extended out.		
<div>Compact Arm</div> <div></div> <div>Shown with base</div>	<ul style="list-style-type: none">Compact Arm.13 watt ENERGY STAR rated compact fluorescent bulb.Mounting option must be ordered separately.16.25”h x 17.75”w (at 90° angle)Reaches height of 23.5” when extended up and depth of 28.75” when extended out.		
Replacement bulb	<ul style="list-style-type: none">ENERGY STAR 13 watt replacement compact fluorescent bulb (fits compact and standard lights)		
Mounting Options	Standard base <ul style="list-style-type: none">To be used with standard arm only. <div></div>		
	Compact base <ul style="list-style-type: none">To be used with compact arm only. <div></div>		
	Table clamp <ul style="list-style-type: none">To be used with either size arm.Works on desks of up to 1 3⁄4” thick. <div></div>		
	<ul style="list-style-type: none">Slat Wall mount.To be used with either size arm.Can be used on all Knoll systems slat wall as well as Orchestra® slat boards and load bars. <div></div>		

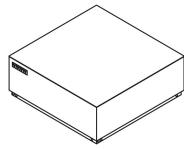
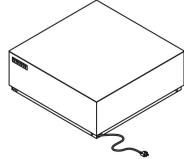
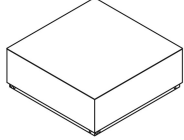

Order Code	Ordering Information		Light Bulb Information
Example: COPE-01-SV,COPE-01-BASE-SV	<i>Specify:</i>	<i>Finish Options:</i>	<ul style="list-style-type: none">Ships with a 13 watt compact fluorescent light bulb. This is equivalent light output of a 75 watt incandescent light bulb.13w/120v/2700K, UL listed, ENERGY STAR rated.An incandescent light bulb can also be used. 75 watt is the maximum for the standard light and 60 watt is the maximum for the compact light.See above for bulb replacement.
COPE-01-SV Copeland light standard arm in silver	1. Pattern number for arm	Silver (SV)	
COPE-01-BASE-SV Copeland standard base in silver	2. Finish for arm	Black (111)	
	3. Mounting option pattern number		
	4. Mounting option finish		

pattern no.	list price
COPE-01-()	\$218.
COPE-02-()	204.
COPEBULB	14.
COPE-01-BASE-()	119.
COPE-02-BASE-()	112.
COPE-CLMP-()	67.
COPE-SLT-()	99.

Construction	Design Awards
The Copeland Light has a steel arm, aluminum axles, zinc coated cast iron base and metallic-painted ABS shade.	Best of NeoCon 2005, Silver Award

Power Series
Power Cube
by Antenna Design

KnollExtra

item	description
	24" square table with electrical outlets on one side
	24" square table with electrical outlets on two sides
	24" square table with electrical outlets/USB on one side
	24" square table with electrical outlets/USB on two sides
	36" square table with electrical outlets on one side
	36" square table with electrical outlets on two sides
	36" square table with electrical outlets/USB on one side
	36" square table with electrical outlets/USB on two sides
	24" square table with electrical outlets on one side
	24" square table with electrical outlets/USB on one side
	36" square table with electrical outlets on one side
	36" square table with electrical outlets/USB on one side
	24" square table without power
	36" square table without power
Markerboard Cleaning Cloth	40 x 30 cm microfiber cloth
Markers	Set of 4 markers
	Optional cup to hold dry erase markers and microfiber cloth eraser and/or personal device power cords; magnetic application can be applied to any side of the Power Cube

pattern no.	list price
ACT-PW-PC-24-24-13-1E	\$1,986.
ACT-PW-PC-24-24-13-2E	2,196.
ACT-PW-PC-24-24-13-1EUSB	2,300.
ACT-PW-PC-24-24-13-2EUSB	2,509.
ACT-PW-PC-36-36-13-1E	2,300.
ACT-PW-PC-36-36-13-2E	2,509.
ACT-PW-PC-36-36-13-1EUSB	2,614.
ACT-PW-PC-36-36-13-2EUSB	2,823.
ACT-PW-PC-24-24-13-1C	1,986.
ACT-PW-PC-24-24-13-1CUSB	2,300.
ACT-PW-PC-36-36-13-1C	2,300.
ACT-PW-PC-36-36-13-1CUSB	2,614.

ACT-PW-PC-24-24-13-X	1,777.
ACT-PW-PC-36-36-13-X	2,091.

ACT-CB-M-CLOTH	15.
----------------	-----

ACT-CB-M-MARKER	27.
-----------------	-----

ACT-CUP-MG	136.
------------	------

Order Code	Ordering Information	General Notes	Construction
Example: ACT-PW-PC-36-36-13-1E	Specify: 1. Pattern number	Each electrical module has either 4 outlets or 3 outlets and 2 USB ports, depending on specification.	Power Cube: Powder coated steel, steel and nylon levelers
ACT	Activity Spaces	Power Cube is 13" high with 4 levelers. Hard wired comes with 72" whip. Cord set comes with 72" cord with a 3-prong plug for 120V outlets. Base includes one slot per corner for choice of cord exit.	Magnetic Accessory Cup: See page 42.
PW	Power Collection		
PC	Power Cube	Optional Magnetic Accessory Cup must be specified in one of the following finishes: Code: Description 111 Jet Black 115 Medium Grey 118 Bright White 130 Dark Red 131 Slate Blue	
36-36-13	36"x36"x13"		
1E	Electrical outlets on one side		

Note: Each Power Cube comes with a whiteboard finish and ships with 4 dry erase markers (blue, green, red and black) and a microfiber cloth eraser.	Power Disc: Max Load: 120V, 15A, 50/60 Hz
To prevent dry erase markers from drying out, store them with the cap down in the optional cup.	Voltage Protection Rating: L-N 600V, L-G 600V, N-G 600V
	UL Listed Relocatable Power Tap/ Surge Protection Device
	10' 3-prong cord recesses in base for flat surfaces or can be threaded through standard grommet.
	on/off switch with LED indicator
	Unit weighs 4.3 lbs.
	Made in China for Knoll.

Power Series

Power Series
Power Disc
by Antenna Design

KnollExtra

item	description
Power Disc	9" round Power Disc with six 15-amp electrical outlets



pattern no.	list price
ACT-PW-TAB-9-EL	\$399.






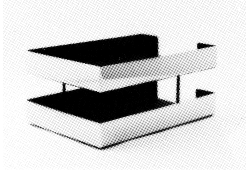
Order Code	Ordering Information	Additional Information
Example: ACT-PW-TAB-9-EL	<i>Specify:</i>	Max Load: 120V, 15A, 50/60 Hz
ACT	Activity Spaces	
PW	Power Series	Voltage Protection Rating: L-N 600V, L-G 600V, N-G 600V
TAB	Power Disc tabletop module	UL Listed Relocatable Power Tap/ Surge Protection Device
EL	Electrical (120v)	10' 3-prong cord recesses in base for flat surfaces or can be threaded through standard grommet. On/off switch with LED indicator Unit weighs 4.3 lbs. Made in China for Knoll.

The Smokador™ Collection

Exec Rectilinear

accessories

KnollExtra

product	description	w	d	h	wgt.
Memo Box	Matte black interior. Includes 4" x 6" memo paper. Non-skid rubber pad on bottom.	4 1/4"	6 1/4"	5/8"	1 lb. 4 ozs.
					
Business Card Holder	Felt base. Available in black oxide only.	3 1/2"	2"	2"	6 ozs.
					
Round Pencil Cup	Matte black interior. Non-skid rubber pad on bottom.	3 1/8"		3 1/2"	9 ozs.
					
Round Clip Cup	Matte black interior. Non-skid rubber pad on bottom.	3"		2"	8 ozs.
					
Single Letter Tray	Legal size. Matte black interior with black linoleum floor pad. Recessed rubber feet and black felt bottom prevent scuffing.	10"	15"	2 1/4"	4 lbs. 5 ozs.
					
Double Letter Tray	Legal size. Matte black interiors with black linoleum floor pads and matte black posts. 2 1/2" between trays. Recessed rubber feet and black felt bottom prevent scuffing. Ships fully assembled.	10"	15"	6 1/2"	9 lbs. 2 ozs.
					

Order Code	Ordering Information	Custom Options	Construction
Example: 1905-BO	<i>Specify:</i>		
1905 Memo box	1. Pattern number	Special sized letter and memo trays available. 100 piece minimum per line item.	Black oxide finish is a matte black hand-applied coating over steel.
BO Black oxide	2. Finish		Brushed steel is brushed steel with a lacquer finish.
	<i>Metal finishes:</i> Black Oxide (BO) Brushed Steel (BS)	Custom finishes available upon sample chip approval. 25 piece minimum per line item. Production set up fee varies by product. Contact your Knoll sales representative or Customer Service for complete pricing information.	

pattern no.	black oxide	brushed steel and brushed zinc
1905	\$131.	\$141.
1906	95.	
1915	104.	112.
1916	122.	131.
1901	217.	272.
1901-2	487.	602.



Desktop Accessories

The Smokador™ Collection

Exec Rectilinear

waste baskets

KnollExtra

product	description	w	d	h	wgt.
Round Wastebasket	Black oxide exterior with matte black interior. Non-toxic. 15 qt. capacity.	10"		14¾"	5 lbs.
					
Rectilinear Wastebasket	Black oxide exterior with matte black interior. Non-toxic. 24 qt. capacity.	8"	13"	13 ½"	7 lbs.
					

pattern no.	black oxide
050	\$141.
055-BO	244.

Order Code	Ordering Information	Custom Options	Construction
Example: 050-BO	Specify:	Custom finishes available upon sample chip approval. 750 piece minimum on plated finishes; 100 piece minimum on painted finishes. Production set up fee varies by finish. Contact your Knoll sales representative or Customer Service for complete pricing information.	Metal Wastebaskets: Black oxide finish is a matte black hand-applied coating over steel.
050	1. Pattern number		
BO	2. Finish(when applicable)		
	Round wastebasket Metal finishes: Black Oxide (BO)		

Manufactured in the United States.

The Smokador™ Collection
Leather
accessories

KnollExtra

product	description	type	w	d	h	wgt.
Single Letter Tray	Legal size. Suede bottom.		11 1/4"	15 1/4"	2"	3 lbs.
						
Memo Box	Includes 4" x 6" memo paper. Suede bottom.		5 1/4"	7 1/4"	3/4"	1 lb.
						
Pencil Cup	Suede bottom.		3 7/16"	3 7/16"	4 1/8"	1 lb.
						
Coasters	Set of four. Circular leather or black linoleum. Felt bottom.	Leather		3 1/4"		4 ozs. (set)
		Linoleum		3 1/4"		4 ozs. (set)
						
Round Wastebasket	Black interior. Steel covered with leather.		10"		15"	6 lbs.
						

pattern no.	linoleum	Vicenza
3301		\$445.
3305		272.
3315		251.
3319-4		105.
3319-4-LN	57.	
3650		627.

Order Code	Ordering Information		Construction
Example: 3315-VZ BLK	Specify:		There are 20 rich colors available in Vicenza. To view the complete color selection, please contact your Knoll sales representative or Spinneybeck.
3315	Pencil Cup	1. Pattern number	Spinneybeck Vicenza (VZ): A corrected grain, aniline dyed leather. The correction process refines the surface of the leather preparing it for the reception of an embossed grain pattern prior to finishing.
VZ BLK	Vicenza Black	2. Leather selection	
		Spinneybeck leathers: Vicenza (VZ)	Please note that 10 or more units are required on all Spinneybeck orders.

Manufactured in the United States, using domestic and Spinneybeck Italian leathers.

Desktop Accessories

The Smokador™ Collection
Desk Pads

KnollExtra



product	description	w	d	wgt.
Rectilinear Desk Pad	Black linoleum with felt back. Rectilinear edge detail. No side panels.	34"	20"	4 lbs.
		38"	24"	5 lbs.
Radiused Desk Pad	Black linoleum with felt back. Radiused edge detail. No side panels.	23"	17"	3 lbs. 8 ozs.
		30"	18"	3 lbs. 12 ozs.
		34"	20"	4 lbs.
		38"	24"	5 lbs.
Rectilinear Conference Pad	Leather or black linoleum. Black felt back.	18"	12"	1 lb. 6 ozs.
		18"	12"	3 lbs. 6 ozs.
Oval Conference Pad	Black linoleum with black felt back.	18"	12"	1 lb. 4 ozs.

pattern no.	Black Linoleum	Vicenza
1912-30	\$177.	
1912-40	204.	
012-1	147.	
012-2	167.	
012-3	189.	
012-4	209.	
1912-20	99.	
3313		329.
512-20	99.	

Order Code	Ordering Information		
Example: 1912-30	Specify: 1. Pattern number 2. Finish(when applicable) Spinneybeck leathers: Vicenza (VZ)	There are 20 rich colors available in Vicenza. To view the complete color selection, please contact your Knoll sales representative or Spinneybeck. Please note that 10 or more units are required on all Spinneybeck orders.	Additional linoleum colors available. Special sizes available up to 34"W x 28"D. 50 piece minimum on all custom desk pads. Contact your Knoll sales representative or Customer Service for complete pricing information. Customer's own leather (COL) available upon approval of sample. 10 unit minimum on all specials. Upcharges based on number of cowhides required for production. Contact your Knoll sales representative or Customer Service for complete pricing information.
1912-30 Rectilinear Desk Pad			

Manufactured in the United States.

Desktop Accessories

product	description	d	h
Metal Letter Tray Stacking Posts	4 per set, with screws. For use with the Contemporary Leather and Exec Rectilinear Collections. Available in mirror chrome, mirror brass, and matte black only.	1/4"	4 1/4"
			
Letter Tray Stacking Post Threaded Rods	4 per set. For use with stacking posts for the Contemporary Leather and Exec Rectilinear Collections.		
			

Order Code		Ordering Information	
Example:	001-214-MC	<i>Specify:</i>	<i>Metal letter tray post finishes:</i>
001-214	Metal letter tray stacking posts	1. Pattern number	Mirror Brass (MB)
		2. Finish (except Threaded Rods)	Matte Black (BK)
MC	Mirror chrome		

pattern no.	list price
001-214	\$38.
<hr/>	
001-315	8.

KnollExtra Magnetic Accessory Cup

Antenna Design

product	description	diameter	overall height	weight
Magnetic Accessory Cup	Large accessory cup for application to any magnetic surface. Fits dry erase markers, power cords, etc. Interior diameter is 3.7"; interior height is 4.4".	4"	6"	1.1 lbs.



pattern number	list price
ACT-CUP-MG	\$136.

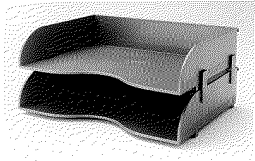
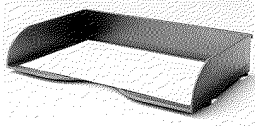
Order Code	Ordering Information	Construction
Example: ACT-CUP-MG	<i>Specify:</i>	Die cast aluminum with textured powder coat paint, wool felt insert, neodymium magnets and steel fasteners.
ACT-CUP- Magnetic accessory cup	1. Pattern number	
MG	2. Finish	
118 Bright White	Finish:	
	Code: Description	Pacemakers and items sensitive to magnetic fields should be kept 3.5" from product.
	111 Jet Black	
	115 Medium Grey	
	118 Bright White	
	130 Dark Red	
	131 Slate Blue	

Note: A non-magnetic version of this accessory cup is available on Interpole (Replace MG in pattern code with IP, see Antenna Workspaces price list for pricing) and Scribe Mobile Markerboards (see page 194 for specifications and pricing).

To prevent dry erase markers from drying out, store them with the cap down. To protect magnetic surface, avoid dragging the cup when repositioning.

Orchestra® Universal System Accessories
by Bruce Hannah & Ayse Birsel
letter trays

KnollExtra

product	description	w	d	h	wgt.
Front Letter Single Tray	Single tray. Non-scuffing rubber feet.	10 ¼"	13"	2 ¾"	1 lb. 2 ozs.
					
Front Letter Double Tray	Double tray. Non-scuffing rubber feet. Removable stacking brackets included.	10 ¼"	13"	7 ¼"	2 lbs. 5 ozs.
					
Side Letter Single Tray	Single tray. Non-scuffing rubber feet.	13 ¼"	9 ½"	2 ¾"	1 lb. 7 ozs.
					
Side Letter Double Tray	Double tray. Non-scuffing rubber feet. Removable stacking brackets included.	13 ¼"	9 ½"	7 ¼"	2 lbs. 15 ozs.
					
Side Legal Single Tray	Single tray. Non-scuffing rubber feet.	15 ½"	9 ½"	2 ¾"	2 lbs.
					

pattern no.	translucent colors list price	opaque colors list price
ORCH-F-LT	\$53.	\$43.
2ORCH-F-LT	107.	92.
ORCH-S-LT	53.	43.
2ORCH-S-LT	107.	92.
ORCH-S-LGT	65.	56.

Order Code	Ordering Information	Custom Options
Example: ORCH-F-LT-BK	Specify:	Custom colors available upon sample chip approval. \$364 color match fee and 500 piece minimum per line item.
ORCH-F-LT	1. Pattern number	
BK	2. Finish	
	Opaque plastic finishes:	
	Black (BK)	
	Medium Grey (DG)	
	Soft Grey (E)	
	Translucent K-resin finish:	
	Clear (CL)	
	Letter trays mounted on slat wall or load bars accommodate up to max. 15lbs of weight.	

Construction	Design Awards
Opaque plastic finishes: Sturdy polystyrene plastic in matte, textured finish. Fingerprint resistant.	Permanent Collection of the Cooper-Hewitt, National Design Museum, Smithsonian Institution, 1994; ROSCOE Award, Interior Design Magazine, 1991;
Translucent finishes: Sturdy K-resin (SBC) plastic.	Outstanding Performance, Product Design Achievement Award, IBD Southern California Chapter, 1991; Bronze Award, IBD Product Design Competition, 1990.
Manufactured in the United States.	

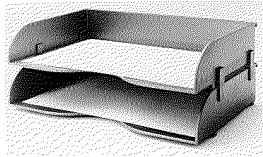
Orchestra® Universal System Accessories

by Bruce Hannah & Ayse Birsel

letter trays

KnollExtra

product	description	w	d	h	wgt.
Side Legal Double Tray	Double tray. Non-scuffing rubber feet. Removable stacking brackets included.	15 1/2"	9 1/2"	7 1/4"	4 lbs. 1 oz.
Replacement Stacking Brackets	Set of four stacking brackets for all Orchestra letter trays.	3/4"	1/2"	2"	1 oz. (set)



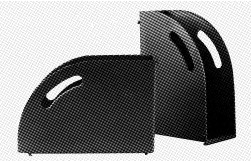



pattern no.	translucent colors list price	opaque colors list price
2ORCH-S-LGT	\$127.	\$111.
ORCH-SB	6.	5.

Order Code	Ordering Information	Custom Options
Example: ORCH-F-LT-BK	<i>Specify:</i>	Custom colors available upon sample chip approval. \$364 color match fee and 500 piece minimum per line item.
ORCH-F-LT	1. Pattern number	
BK	2. Finish	
	<i>Opaque plastic finishes:</i>	
	Black (BK)	
	Medium Grey (DG)	
	Soft Grey (E)	
	<i>Translucent K-resin finish:</i>	
	Clear (CL)	
	Letter trays mounted on slat wall or load bars accommodate up to max. 15lbs of weight.	

Construction	Design Awards
<i>Opaque plastic finishes:</i>	Permanent Collection of the Cooper-Hewitt, National Design Museum, Smithsonian Institution, 1994; ROSCOE Award, Interior Design Magazine, 1991;
Sturdy polystyrene plastic in matte, textured finish. Fingerprint resistant.	Outstanding Performance, Product Design Achievement Award, IBD Southern California Chapter, 1991; Bronze Award, IBD Product Design Competition, 1990.
<i>Translucent finishes:</i>	
Sturdy K-resin (SBC) plastic.	
Manufactured in the United States.	

Orchestra® Universal System Accessories
by Bruce Hannah & Ayse Birsel
paper management

KnollExtra

product	description	w	d	h	wgt.
2-Way Binder Bin	Horizontal or vertical positioning. Excellent for rail-mount, desktop, and overhead storage.	4 7/8"	12 1/4"	8 1/4"	1 lb. 6 ozs.
					
Vertical Paper Pack	Holds memo, letter, legal and unbound EDP size material.	15 1/4"	5"	9"	2 lbs. 1 oz.
					
Slanted Sorter	Removable dividers tilt left and right.	9"	11"	8 1/2"	2 lbs. 4 ozs.
					
File Sorter	Versatile sorter holds small files, stationery, envelopes, messages and other desktop papers.	10 1/4"	5 1/2"	5 1/2"	1 lb. 8 ozs.
					


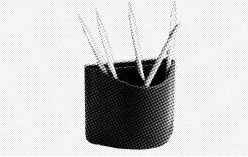


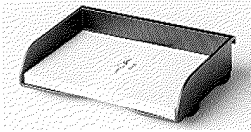
Order Code	Ordering Information	Custom Options
Example: ORCH-BDN-DG	<i>Specify:</i>	Custom colors available upon sample chip approval. \$364 color match fee and 500 piece minimum per line item.
ORCH-BDN	1. Pattern number	
	2. Finish	
DG	<i>Opaque plastic finishes:</i>	
	Black (BK)	
	Medium Grey (DG)	
	Soft Grey (E)	
	<i>Translucent K-resin finish:</i>	
	Clear (CL)	

pattern no.	translucent colors list price	opaque colors list price
ORCH-BDN	\$68.	\$60.
ORCH-VPP	73.	68.
ORCH-SSD	73.	68.
ORCH-FS	51.	47.

Construction	Design Awards
<i>Opaque plastic finishes:</i> Sturdy polystyrene plastic in matte, textured finish. Fingerprint resistant.	Permanent Collection of the Cooper-Hewitt, National Design Museum, Smithsonian Institution, 1994; ROSCOE Award, Interior Design Magazine, 1991; Outstanding Performance, Product Design Achievement Award, IBD Southern California Chapter, 1991; Bronze Award, IBD Product Design Competition, 1990.
<i>Translucent finish:</i> Sturdy K-resin (SBC) plastic.	
Manufactured in the United States.	

Organizational Tools

Orchestra® Universal System Accessories
by Bruce Hannah & Ayse Birsel
hanging file holders, pencil cup, utility trays, tape dispenser and
memo tray

product	description	w	d	h	wgt.
Hanging File Holders 	2 per set. Attach to rail and hold legal or letter size hanging folders for easy access. Not for use on Currents slat wall.	1"	8"	1"	8 ozs. (pair)
Pencil Cup 	Three compartments for pencils, 4" x 6" memo paper, and large Post-It™ Notes.	5"	3"	4"	7 ozs.
Utility Tray 	6 versatile compartments hold pencils, paper clips, and other paper management items. Largest compartment is 3" x 8 1/4".	12"	7"	1"	12 ozs.
Tape Dispenser 	Holds standard, clear tape (not included).	1"	4 1/2"	3 1/2"	3 ozs.
Memo Tray 	Includes 4" x 6" memo paper. Non-scuffing rubber feet.	6"	4"	1"	9 ozs.

Order Code	Ordering Information	Custom Options
Example: ORCH-PC	<i>Specify:</i>	For plastic accessories, custom colors available upon sample chip approval. \$364 color match fee and 500 piece minimum per line item.
ORCH-PC Pencil cup	1. Pattern number	
CL Clear	2. Finish	
	3. Divider finish(mini-shelf only)	
	<i>Opaque plastic finishes:</i> Black (BK) Medium Grey (DG) Soft Grey (E)	
	<i>Translucent K-resin finish:</i> Clear (CL)	
	<i>Hanging file holder metal finishes:</i> Black (BK)	






pattern no.	translucent colors list price	opaque colors list price
ORCH-HFH		\$50.
ORCH-PC	31.	27.
ORCH-UT	38.	36.
ORCH-TD	25.	24.
ORCH-MT	31.	27.

Construction	Design Awards
<i>Hanging file holders:</i> Medium grey painted aluminum or black anodized aluminum. Mini-shelf dividers are poly-styrene plastic.	Permanent Collection of the Cooper-Hewitt, National Design Museum, Smithsonian Institution, 1994; ROSCOE Award, Interior Design Magazine, 1991; Outstanding Performance, Product Design Achievement Award, IBD Southern California Chapter, 1991; Bronze Award, IBD Product Design Competition, 1990.
<i>Pencil cup and utility tray:</i> Sturdy polystyrene plastic in a matte,textured finish. Fingerprint resistant.	
<i>Translucent finishes:</i> Sturdy K-resin (SBC) plastic.	
Manufactured in the United States.	

Orchestra® Universal System Accessories

by Bruce Hannah & Ayse Birsel

bud vase, telephone shelf, desk pads and waste baskets


product	description	w	d	h	wgt.
Bud Vase	Available in black and clear. Rail-mounted only.	2"	2"	7"	3 ozs.
					
Telephone Shelf	Holds virtually any standard office telephone. Available in black only.	12"	11 ½"	2"	3 lbs. 12 ozs.
					
Racetrack Desk Pad	Black linoleum with felt back.	30"	18"		5 lbs.
					
Wastebasket	Freestanding, 24 qt. capacity.	8 ½"	14"	14 ⅞"	4 lbs. 6 ozs.
					
Recycling Wastebasket	Blue recycling color for desk-side separation of waste materials. Includes recycling stickers. Freestanding. 24 qt. capacity.	8 ½"	14"	14 ⅞"	4 lbs. 6 ozs.
					

Order Code	Ordering Information	Custom Options
Example: ORCH-VAS	<i>Specify:</i> 1. Pattern number 2. Finish (When applicable)	For plastic accessories, custom colors available upon sample chip approval. \$364 color match fee and 500 piece minimum per line item.
BK	<i>Acrylic vase finishes:</i> Black (BK) Clear (CL) <i>Telephone Shelf finishes:</i> Black (BK) Medium Grey (DG)	

pattern no.	list	opaque colors list price
ORCH-VAS		\$27.
ORCH-TS-UNI		105.
ORCH-DP	101.	
ORCH-WBK	114.	
ORCH-WBK-R-EB	114.	

Custom Options	Construction	Construction	Design Awards
Additional desk pad colors available. Special sizes available up to 34"W x 28"D. 50 piece minimum on all custom desk pads. Custom wastebasket colors available upon sample chip approval. \$359 color match fee and 750 minimum per line item. Contact your Knoll sales representative or Customer Service for complete pricing information.	<i>Translucent finish:</i> Sturdy K-resin (SBC) plastic. <i>Bud vase:</i> Acrylic with black polystyrene holder. <i>Telephone shelf:</i> 16-gauge painted steel. Bud vase is manufactured in Taiwan, Republic of China. All other items are manufactured in the United States.	<i>Desk pad:</i> Black linoleum with felt black <i>Wastebasket:</i> Polypropylene with matte textured finish. Manufactured in the United States.	Permanent Collection of the Cooper-Hewitt, National Design Museum, Smithsonian Institution, 1994; ROSCOE Award, Interior Design Magazine, 1991; Outstanding Performance, Product Design Achievement Award, IBD Southern California Chapter, 1991; Bronze Award, IBD Product Design Competition, 1990.

Orchestra® Universal System Accessories
by Bruce Hannah & Ayse Birsel
load bar/info rail

product	description	w	d	h	wgt.
<div>Load Bar/Info Rail</div> <div></div>	<ul style="list-style-type: none">Fits virtually every office system.Mounts on panel, stanchion, wall or freestanding desk.Info Rail underside holds memos and notes for easy access.Black plastic end caps.Wall, stanchion or panel-mounted brackets included in list price (see mounting options page).	24"	½"	3"	1 lb. 9 ozs.
		30"	½"	3"	2 lbs.
		35"	½"	3"	2 lbs. 6 ozs.
		36"	½"	3"	2 lbs. 9 ozs.
		42"	½"	3"	3 lbs.
		45"	½"	3"	3 lbs. 2 ozs.
		48"	½"	3"	3 lbs. 4 ozs.
		54"	½"	3"	4 lbs.
		60"	½"	3"	4 lbs. 5 ozs.
		66"	½"	3"	4 lbs. 8 ozs.
		72"	½"	3"	4 lbs. 12 ozs.
Load Bar/Info Rail Morrison Network 2		11 ⅝"	½"	3"	
		17 ⅝"	½"	3"	
		23 ⅝"	½"	3"	
		29 ⅝"	½"	3"	
		35 ⅝"	½"	3"	
		41 ⅝"	½"	3"	
		47 ⅝"	½"	3"	
		53 ⅝"	½"	3"	
		59 ⅝"	½"	3"	
Dividends and Caliber Stanchion Mounted Load Bar	(Note: Dividends End Panels including sliding door overdesks do not support load bars.)	31 ⅝"	½"	3"	
		37 ⅝"	½"	3"	
		43 ⅝"	½"	3"	
		55 ⅝"	½"	3"	
		67 ⅝"	½"	3"	



pattern no.	list
OR-LBI-24-()()	\$103.
OR-LBI-30-()()	103.
OR-LBI-35-()()	110.
OR-LBI-36-()()	110.
OR-LBI-42-()()	122.
OR-LBI-45-()()	136.
OR-LBI-48-()()	136.
OR-LBI-54-()()	150.
OR-LBI-60-()()	157.
OR-LBI-66-()()	174.
OR-LBI-72-()()	203.
OR-LBI-24-N2-()()	90.
OR-LBI-30-N2-()()	97.
OR-LBI-36-N2-()()	103.
OR-LBI-42-N2-()()	103.
OR-LBI-48-N2-()()	110.
OR-LBI-54-N2-()()	122.
OR-LBI-60-N2-()()	136.
OR-LBI-66-N2-()()	150.
OR-LBI-72-N2-()()	157.
OR-LBI-36-DV-()()	70.
OR-LBI-42-DV-()()	85.
OR-LBI-48-DV-()()	100.
OR-LBI-60-DV-()()	118.
OR-LBI-72-DV-()()	150.

Order Code	Ordering Information		
Example: OR-LBI-36-111 OR-BKT-PM-R	<i>Specify:</i> 1. Pattern number 2. System Suffix 3. Finish 4. Mounting Option	<i>Painted Core aluminum finishes:</i> Medium Grey (115) Soft Grey (117) Black (111) Beige Mist Metallic (611) Brown (112) Dark Grey (113) Folkstone Grey (114) Sandstone (116) Bright White (118) Medium Grey Metallic (612)	<i>Painted Legacy aluminum finishes are still available for existing customers only:</i> Medium Metallic Grey (DG) Soft Grey (E) Warm Putty (WP) Flint (F) Black (BK)
OR-LBI-36 36 "load bar			
111 Black			
OR-BKT-PM-R Panel-mounted bracket for Reff			
	Special sizes and small quantity orders may be painted		
	<i>Anodized aluminum finish:</i> Silver Anodized (SV)		

Mounting Options	Custom Options	Construction	Design Awards
Please note flat panel monitor arms cannot be mounted on Orchestra® load bars. Flat panel monitors can be mounted on Orchestra® slat wall only when mounted on an architectural wall. Please see p.128 for flat panel monitor support mount options.	<i>Note:</i> Load Bar/Info Rails are available in custom lengths. Please note that for all lengths greater than 66", load bar will be painted, not anodized. Contact your local Knoll Customer Service representative for details.	<i>Load bar/info rail:</i> Corrosion-resistant T-6063 painted or anodized aluminum. End caps are textured polystyrene plastic. Load Bar is filled with ½" Delrin plastic pellets to support papers on info rail.	Permanent Collection of the Cooper-Hewitt, National Design Museum, Smithsonian Institution, 1994; ROSCOE Award, Interior Design Magazine, 1991; Outstanding Performance, Product Design Achievement Award, IBD Southern California Chapter, 1991; Bronze Award, IBD Product Design Competition, 1990.
		Manufactured in the United States.	

See page 58 for mounting options

Orchestra® Universal System Accessories
by Bruce Hannah & Ayse Birsel
slat board 6 1/2" and 14 3/4"

product	description	w	d	h	wgt.
<div>Slat board-6 1/2"</div> 	<ul style="list-style-type: none">Fits virtually every office system. Mounts on panel, stanchion, wall or freestanding desk.3 horizontal accessory channels.Info rail underside holds memos and notes for easy access.Wall, stanchion, or panel-mounted brackets included in list price (see mounting options page).	24"	1"	6 1/2"	2 lbs. 9 ozs.
		30"	1"	6 1/2"	3 lbs. 3 ozs.
		35"	1"	6 1/2"	3 lbs. 13 ozs.
		36"	1"	6 1/2"	3 lbs. 13 ozs.
		42"	1"	6 1/2"	4 lbs. 8 ozs.
		45"	1"	6 1/2"	4 lbs. 8 ozs.
		48"	1"	6 1/2"	5 lbs. 2 ozs.
		54"	1"	6 1/2"	5 lbs. 12 ozs.
		60"	1"	6 1/2"	6 lbs. 6 ozs.
		66"	1"	6 1/2"	7 lbs.
		72"	1"	6 1/2"	7 lbs. 11 ozs.
<div>Slat board-14 3/4"</div> 	<ul style="list-style-type: none">Fits virtually every office system. Mounts on panel, stanchion, wall or freestanding desk.8 horizontal accessory channels.Info rail underside holds memos and notes for easy access.Wall, stanchion, or panel-mounted brackets included in list price (see mounting options page).	24"	1"	14 3/4"	5 lbs. 2 ozs.
		30"	1"	14 3/4"	6 lbs. 6 ozs.
		35"	1"	14 3/4"	7 lbs. 1 oz.
		36"	1"	14 3/4"	7 lbs. 1 oz.
		42"	1"	14 3/4"	9 lbs.
		45"	1"	14 3/4"	9 lbs.
		48"	1"	14 3/4"	10 lbs. 4 ozs.
		54"	1"	14 3/4"	11 lbs. 8 ozs.
		60"	1"	14 3/4"	12 lbs. 12 ozs.
		66"	1"	14 3/4"	14 lbs.
		72"	1"	14 3/4"	15 lbs. 6 ozs.
Slat board Morrison Network 2		11 5/8"	1"	6 1/2"	
		17 5/8"	1"	6 1/2"	
		23 5/8"	1"	6 1/2"	
		29 5/8"	1"	6 1/2"	
		35 5/8"	1"	6 1/2"	
		41 5/8"	1"	6 1/2"	
		47 5/8"	1"	6 1/2"	
		53 5/8"	1"	6 1/2"	
		59 5/8"	1"	6 1/2"	

pattern no.	list price
OR-SL-06-24-() ()	\$157.
OR-SL-06-30-() ()	183.
OR-SL-06-35-() ()	210.
OR-SL-06-36-() ()	210.
OR-SL-06-42-() ()	233.
OR-SL-06-45-() ()	261.
OR-SL-06-48-() ()	261.
OR-SL-06-54-() ()	286.
OR-SL-06-60-() ()	312.
OR-SL-06-66-() ()	337.
OR-SL-06-72-() ()	365.
OR-SL-14-24-() ()	416.
OR-SL-14-30-() ()	460.
OR-SL-14-35-() ()	503.
OR-SL-14-36-() ()	503.
OR-SL-14-42-() ()	554.
OR-SL-14-45-() ()	608.
OR-SL-14-48-() ()	608.
OR-SL-14-54-() ()	659.
OR-SL-14-60-() ()	712.
OR-SL-14-66-() ()	763.
OR-SL-14-72-() ()	818.
OR-SL-06-24-N2-() ()	105.
OR-SL-06-30-N2-() ()	128.
OR-SL-06-36-N2-() ()	157.
OR-SL-06-42-N2-() ()	183.
OR-SL-06-48-N2-() ()	210.
OR-SL-06-54-N2-() ()	233.
OR-SL-06-60-N2-() ()	261.
OR-SL-06-66-N2-() ()	286.
OR-SL-06-72-N2-() ()	312.


Order Code	Ordering Information			
Example: OR-SL-06-42-DV-117-OR-BKT-PM-DV	<i>Specify:</i> 1. Pattern number 2. System 3. Finish 4. Mounting Option <i>Satin anodized aluminum finish:</i> Satin Anodized Aluminum (SA) includes painted matte black endcap. Special sizes and small quantity orders may be painted	<i>Painted aluminum finishes:</i> Medium Grey (115) Soft Grey (117) Black (111) Beige Mist Metallic (611) Brown (112) Dark Grey (113) Folkstone Grey (114) Sandstone (116) Bright White (118) Medium Grey Metallic (612)	<i>Painted Legacy aluminum finishes are still available for existing customers only:</i> Medium Metallic Grey (DG) Soft Grey (E) Warm Putty (WP) Flint (F) Black (BK) <i>Worksurface-mounted bracket:</i> Metal posts attach to underside of worksurface with C-clamp, raising Load Bar 10" above worksurface. Usable on worksurfaces 1 1/8"-1 13/16" thick. Set of 2 brackets. For Slat boards wider than 66", order additional brackets. For use with load bars and 6 1/2" slat boards only.	
OR-SL-06-42				
DV				Dividends suffix
117				Soft grey
OR-BKT-PM-DV				Panel-mounted bracket for Dividends

Mounting Options	Custom Options	Construction
Please note flat panel monitor arms cannot be mounted on Orchestra® load bars. Flat panel monitors can be mounted on Orchestra® slat wall only when mounted on an architectural wall. Please review before mounting. Please see p.128 for flat panel monitor support mount options.	Panel, stanchion and wall-mounted brackets: Wall, stanchion, or panel-mounted brackets are included in the list price.	Note: Slat board is available in custom lengths of up to 96". Please note that for all lengths greater than 66", load bar will be painted, not anodized. Brackets are currently available for virtually every major office system. Panel-mounted brackets for other systems can be developed. Minimum of 100 sets per bracket. Tooling and set-up charges may be required.
Dividends Horizon panel mounting note: Slat board mounts on panel slots which are 5"-7 1/2" below the top cap, depending on the height of the panel.		Corrosion-resistant T-6063-T5 painted or anodized aluminum. End caps are 11 gauge steel painted matte black.Bottom rail is filled with 1/2" Delrin plastic pellets to support papers on Info Rail. Worksurface-mounted bracket: Die-cast aluminum painted black. Manufactured in the United States.

Orchestra® Universal System Accessories

by Bruce Hannah & Ayse Birsel

mounting options

product	description
<div>Mounting Options</div> <div></div> <div>Worksurface - Mounted Brackets</div>	Panel Mounted Bracket (Deep Universal only). Based on 1" centers. Set of 2.*
	Panel Mounted Bracket (Dividends Panel only). Set of 2.*
	Panel Mounted Bracket (Morrison only). Set of 2.*
	Panel Mounted Bracket (Reff only). Set of 2.*
	Panel Mounted Bracket (Shallow Universal only). Based on 1" centers. Set of 2.*
	Stanchion-Mounted Bracket (Calibre only). Set of 2.*
	Stanchion-Mounted Bracket (Currents workshelf and stanchion). Set of 2.*
	Stanchion-Mounted Bracket (Dividends only). Set of 2.*
	Wall-Mounted Bracket. Set of 2.*
	Worksurface-Mounted Bracket. For load bars and 6 1/2" slat boards only. Set of 2. Black finish.

pattern no.	list price
OR-BKT-PM-B *	\$12.
OR-BKT-PM-DV *	12.
OR-BKT-PM-M *	12.
OR-BKT-PM-R *	12.
OR-BKT-PM-D *	12.
OR-BKT-PM-CE *	16.
OR-BKT-PM-CS *	32.
OR-BKT-PM-DS *	16.
OR-BKT-WM *	27.
OR-BKT-SM-A	167.

* No charge when ordered with Load Bar or Slat board, configured in load bar and slat board pattern numbers when ordered with load bars and slat boards.

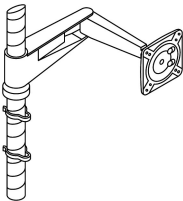
Order Code	Ordering Information	Mounting Options	
Example: OR-BKT-SM-A	<i>Specify:</i>	<i>Panel, stanchion and wall-mounted brackets:</i>	<i>Worksurface-mounted bracket:</i>
OR-BKT-SM-A	1. Pattern number	Wall, stanchion, or panel-mounted brackets are included in the list price and are specified when ordering pattern number.	Metal posts attach to underside of worksurface with C-clamp, raising Load Bar 10" above worksurface. Usable on worksurfaces 7/8"-1 1/2" thick. There should be at least 3/4"-1" of space between the back of the desk and the surface behind (ie. it cannot be flush). Set of 2 brackets. For Load Bars wider than 66", order additional brackets. For use with load bars and 6 1/2" slat boards only.

Mounting Options	Custom Options	Construction	Design Awards
Please note flat panel monitor arms cannot be mounted on Orchestra® load bars. Flat panel monitors can be mounted on Orchestra® slat wall only when mounted on an architectural wall. Please review before mounting. Please see p.128 for flat panel monitor support mount options.	Brackets are currently available for virtually every major office system. Panel-mounted brackets for other systems can be developed. Minimum of 100 sets per bracket. Tooling and set-up charges may be required. Contact your Knoll sales representative or Customer Service for complete pricing information.	<i>Worksurface-mounted bracket:</i> Die-cast aluminum painted black. Manufactured in the United States.	Permanent Collection of the Cooper-Hewitt, National Design Museum, Smithsonian Institution, 1994; ROSCOE Award, Interior Design Magazine, 1991; Outstanding Performance, Product Design Achievement Award, IBD Southern California Chapter, 1991; Bronze Award, IBD Product Design Competition, 1990.
Worksurface mounted bracket is for use with load bars and 6 1/2" slat boards only. (14 3/4" slat board is too large for this application.)			

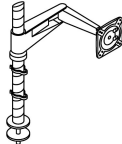
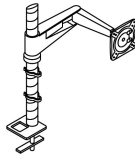
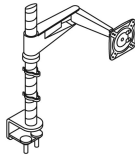
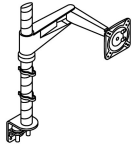
Sapper™ Monitor Arm Collection

Easy Order Single Arm Kits

by Richard Sapper



Kit includes everything needed to mount one monitor to a worksurface, slat wall or wall: single standard arm, 16" mast(unless otherwise specified), movement joint (includes fast release monitor plate), adjustment knob, cable management clips and mounting option (see right for options)



Order Code	Ordering Information		
Example: SAP-MA-S-CLMP-K-(115)-(R)	<i>Specify:</i>	<i>Antenna table center beam side mount finish options:</i>	USA made standard single monitor arm kits are available in a silver finish for a \$113 upcharge to standard finish by specifying a 613 finish. Kits with a 613 finish (which come with foreign components) are BAA-(Buy American Act) and TAA-compliant (Trade Agreements Act).
SAP-MA-S-CLMP-K Sapper single standard arm table clamp kit	1. Pattern number	Jet Black (111)	* Kits without masts do not require and do not include adjustment knob and cable management clips.
115 Medium Grey	2. Finish where required	Brown (112)	
R Red knob	Kits do not require any additional mounting specifications.	Dark Grey (113)	
	<i>Standard Monitor Arm Finish Options:</i>	Folkstone (114)	
	Jet Black (111)	Medium Grey (115)	
	Medium Grey (115)	Sandstone (116)	
	Bright White (118)	Soft Grey (117)	
	<i>Silver Monitor Arm Finish Option:</i>	Bright White (118)	
	Silver (SILV)	Dark Red (130)	
	<i>Silver Compact Arm Finish Option:</i>	Slate Blue (131)	
	Silver (613)	Beige Mist Metallic (611)	
	<i>Knob Finish Option:</i>	Medium Metallic Grey (612)	
	Red (R)	Silver Metallic (613)	
	Black (B)		

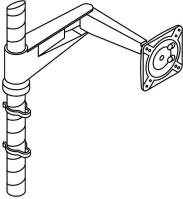
pattern no.	silver finish list price	standard finish list price
SAP MA S CLMP K ()	\$353.	\$306.
SAP MA S CLMP DP K ()	390.	338.
SAP MA S GRMT K ()	358.	312.
SAP MA S FTM K ()	337.	294.

Mounting and Application Information
See page 128 for comprehensive mounting, application and construction information.

Sapper™ Monitor Arm Collection

Easy Order Single Arm Kits

by Richard Sapper

	type	description
 <p>Kit includes everything needed to mount one monitor to a worksurface, slat wall or wall: single standard arm, 16" mast(unless otherwise specified), movement joint (includes fast release monitor plate), adjustment knob, cable management clips and mounting option (see right for options)</p>	Dividends Horizon Benching Mount	Single monitor arm Dividends Horizon benching mount kit
	Antenna Center Beam Center Mount	Single monitor arm Antenna table center beam center mount kit
	Antenna Center Beam Side Mount	Single monitor arm Antenna table center beam side mount kit
	Slat Wall Mast Mount	Single monitor arm slat wall 8" mast mount kit
		Single monitor arm slat wall 12" mast mount kit
		Single monitor arm slat wall 16" mast mount kit

Order Code	Ordering Information		
Example: SAP-MA-S-CLMP-K-(115)-(R)	<i>Specify:</i>	<i>Antenna table center beam side mount finish options:</i>	USA made standard single monitor arm kits are available in a silver finish for a \$113 upcharge to standard finish by specifying a 613 finish. Kits with a 613 finish (which come with foreign components) are BAA-(Buy American Act) and TAA-compliant (Trade Agreements Act).
SAP-MA-S-CLMP-K Sapper single standard arm table clamp kit	1. Pattern number	Jet Black (111)	
115 Medium Grey	2. Finish where required	Brown (112)	
R Red knob	Kits do not require any additional mounting specifications.	Dark Grey (113)	
	<i>Standard Monitor Arm Finish Options:</i>	Folkstone (114)	
	Jet Black (111)	Medium Grey (115)	* Kits without masts do not require and do not include adjustment knob and cable management clips.
	Medium Grey (115)	Sandstone (116)	
	Bright White (118)	Soft Grey (117)	
	<i>Silver Monitor Arm Finish Option:</i>	Bright White (118)	
	Silver (SILV)	Dark Red (130)	
	<i>Silver Compact Arm Finish Option:</i>	Slate Blue (131)	
	Silver (613)	Beige Mist Metallic (611)	
	<i>Knob Finish Option:</i>	Medium Metallic Grey (612)	
	Red (R)	Silver Metallic (613)	
	Black (B)		

pattern no.	silver finish list price	standard finish list price
SAP MA S DH K ()	\$423.	\$368.
SAP MA S ANT CTR K ()	337.	294.
SAP MA S ANT SIDE K () ()	345.	299.
SAP MA S SW MST 8 K ()	364.	317.
SAP MA S SW MST 12 K ()	371.	323.
SAP MA S SW MST 16 K ()	378.	328.

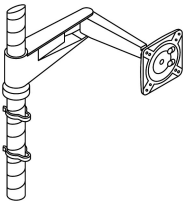
Mounting and Application Information

See page 128 for comprehensive mounting, application and construction information.

Sapper™ Monitor Arm Collection

Easy Order Single Arm Kits

by Richard Sapper



Kit includes everything needed to mount one monitor to a worksurface, slat wall or wall: single standard arm, 16" mast(unless otherwise specified), movement joint (includes fast release monitor plate), adjustment knob, cable management clips and mounting option (see right for options)

type	description	
	Wall Mast Mount	Single monitor arm wall 8" mast mount kit
		Single monitor arm wall 12" mast mount kit
		Single monitor arm wall 16" mast mount kit
	Interpole Slot Mount	Single monitor arm Interpole slot mount kit *
	Interpole Direct Channel Mount	Single monitor arm Interpole direct channel mount kit *
	Compact Arm Direct Slat Wall Mount	Compact monitor arm direct slat wall mount kit *
	Compact Arm Direct Wall Mount	Compact monitor arm direct wall mount kit *

Order Code	Ordering Information		
Example: SAP-MA-S-CLMP-K-(115)-(R)	<i>Specify:</i>	<i>Antenna table center beam side mount finish options:</i>	USA made standard single monitor arm kits are available in a silver finish for a \$113 upcharge to standard finish by specifying a 613 finish. Kits with a 613 finish (which come with foreign components) are BAA-(Buy American Act) and TAA-compliant (Trade Agreements Act).
SAP-MA-S-CLMP-K Sapper single standard arm table clamp kit	1. Pattern number	Jet Black (111)	
115 Medium Grey	2. Finish where required	Brown (112)	
R Red knob	Kits do not require any additional mounting specifications.	Dark Grey (113)	
	<i>Standard Monitor Arm Finish Options:</i>	Folkstone (114)	
	Jet Black (111)	Medium Grey (115)	
	Medium Grey (115)	Sandstone (116)	
	Bright White (118)	Soft Grey (117)	
	<i>Silver Monitor Arm Finish Option:</i>	Bright White (118)	
	Silver (SILV)	Dark Red (130)	
	<i>Silver Compact Arm Finish Option:</i>	Slate Blue (131)	
	Silver (613)	Beige Mist Metallic (611)	* Kits without masts do not require and do not include adjustment knob and cable management clips.
	<i>Knob Finish Option:</i>	Medium Metallic Grey (612)	
	Red (R)	Silver Metallic (613)	
	Black (B)		

pattern no.	silver finish list price	standard finish list price
SAP MA S WL MST 8 K ()	\$358.	\$312.
SAP MA S WL MST 12 K ()	364.	317.
SAP MA S WL MST 16 K ()	371.	323.
SAP MA S POLE SLOT K ()	279.	243.
SAP MA S POLE DCH K ()	340.	296.
SAP MA C SW DIR K ()	255.	199.
SAP MA C WL DIR K ()	239.	180.

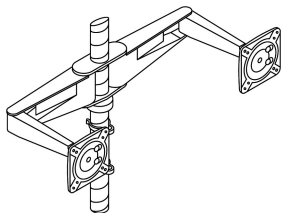
Mounting and Application Information
See page 128 for comprehensive mounting, application and construction information.

Sapper™ Monitor Arm Collection

Easy Order Double Arm Kits

by Richard Sapper

KnollExtra

	type	description
 <p>Kit includes everything needed to mount two monitors to a worksurface, slat wall or wall: two standard arms, 16" mast (unless otherwise specified), movement joints (includes fast release monitor plate), adjustment knob, cable management clips, double arm bracket and mounting option (see right for options)</p>	Two-Piece Table Clamp Mount	Double monitor arm table clamp kit
	Deep Table Clamp Mount	Double monitor arm deep table clamp kit
	Grommet Mount	Double monitor arm grommet mount kit
	Fixed Table Mount	Double monitor arm fixed table mount kit
	Antenna Center Beam Center Mount	Double monitor arm Antenna table center beam center mount kit

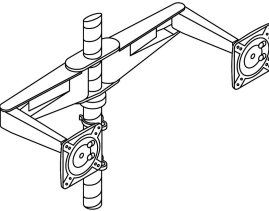
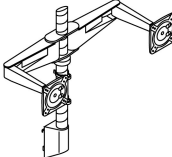
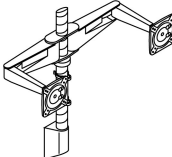
Order Code	Ordering Information		
Example: SAP-MA-D-ANT-SIDE-K-(115)-(613)-(R)			
SAP-MA-D-ANT-SIDE-K	Sapper double monitor arm Antenna side beam mount	<i>Specify:</i> 1. Pattern number 2. Finish where required Kits do not require any additional mounting specifications.	<i>Antenna table center beam side mount finish options:</i> Jet Black (111) Brown (112) Dark Grey (113) Folkstone (114) Medium Grey (115) Sandstone (116) Soft Grey (117) Bright White (118) Dark Red (130) Slate Blue (131) Beige Mist Metallic (611) Medium Metallic Grey (612) Silver Metallic (613)
115	Medium Grey	<i>Standard Monitor Arm Finish Options:</i> Jet Black (111) Medium Grey (115) Bright White (118)	
613	Silver	<i>Silver Monitor Arm Finish Option:</i> Silver (SILV)	
R	Red knob	<i>Knob Finish Option:</i> Red (R) Black (B)	USA made double monitor arm kits are available in a silver finish for a \$113 upcharge to standard finish by specifying a 613 finish. Kits with a 613 finish (which come with foreign components) are BAA-(Buy American Act) and TAA compliant (Trade Agreements Act).

pattern no.	silver finish list price	standard finish list price
SAP MA D CLMP K ()	\$618.	\$537.
SAP MA D CLMP DP K ()	657.	571.
SAP MA D GRMT K ()	632.	549.
SAP MA D FTM K ()	606.	527.
SAP MA D ANT CTR K ()	606.	527.

Mounting and Application Information
See page 128 for comprehensive mounting, application and construction information.

Sapper™ Monitor Arm Collection
Easy Order Double Arm Kits
by Richard Sapper

KnollExtra

	type	description
 <p><i>Kit includes everything needed to mount two monitors to a worksurface, slat wall or wall; two standard arms, 16" mast (unless otherwise specified), movement joints (includes fast release monitor plate), adjustment knob, cable management clips, double arm bracket and mounting option (see right for options)</i></p>	Antenna Center Beam Side Mount	Double monitor arm Antenna table center beam side mount kit
		Double monitor arm slat wall 8" mast mount kit
		Double monitor arm slat wall 12" mast mount kit
		Double monitor arm slat wall 16" mast mount kit
	Wall Mast Mount	Double monitor arm wall 8" mast mount kit
		Double monitor arm wall 12" mast mount kit
		Double monitor arm wall 16" mast mount kit

pattern no.	silver finish list price	standard finish list price
SAP MA D ANT SIDE K ()	\$612.	\$532.
SAP MA D SW MST 8 K ()	632.	549.
SAP MA D SW MST 12 K ()	638.	555.
SAP MA D SW MST 16 K ()	644.	561.
SAP MA D WL MST 8 K ()	624.	542.
SAP MA D WL MST 12 K ()	632.	549.
SAP MA D WL MST 16 K ()	638.	555.

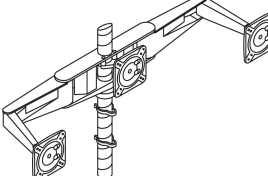
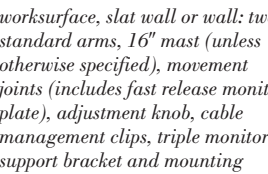


Order Code		Ordering Information	
Example:	SAP-MA-D-ANT-SIDE-K-(115)-(613)-(R)	Specify:	Antenna table center beam side mount finish options:
		1. Pattern number	Jet Black (111)
		2. Finish where required	Brown (112)
SAP-MA-D-ANT-SIDE-K	Sapper double monitor arm Antenna side beam mount	Kits do not require any additional mounting specifications.	Dark Grey (113)
115	Medium Grey		Folkstone (114)
613	Silver	<i>Standard Monitor Arm Finish Options:</i>	Medium Grey (115)
R	Red knob	Jet Black (111)	Sandstone (116)
		Medium Grey (115)	Soft Grey (117)
		Bright White (118)	Bright White (118)
			Dark Red (130)
			Slate Blue (131)
		<i>Silver Monitor Arm Finish Option:</i>	Beige Mist Metallic (611)
		Silver (SILV)	Medium Metallic Grey (612)
			Silver Metallic (613)
		<i>Knob Finish Option:</i>	
		Red (R)	
		Black (B)	

Mounting and Application Information

See page 128 for comprehensive mounting, application and construction information.

Sapper™ Monitor Arm Collection
Easy Order Triple Monitor Support Kits
 by Richard Sapper

KnollExtra

type	description
 <p>Two-Piece Table Clamp Mount</p>	<p>Triple monitor support two-piece table clamp kit</p>
 <p>Deep Table Clamp Mount</p>	<p>Triple monitor support deep table clamp kit</p>
 <p>Grommet Mount</p>	<p>Triple monitor support grommet mount kit</p>
 <p>Fixed Table Mount</p>	<p>Triple monitor support fixed table mount kit</p>

Order Code	Ordering Information	Ordering Note
Example: SAP-MA-3-CLMP-K-(111)-(B)	<i>Specify:</i>	Please note a triple monitor support includes two standard arms plus one triple monitor support bracket with a movement joint. The monitor in the middle can rotate, tilt and swivel but has no depth adjustment. See page 128 for further details.
SAP-MA-3-CLMP-K	1. Pattern number 2. Finish where required	
Sapper triple monitor support table clamp kit	Kits do not require any additional mounting specifications.	USA made triple monitor arm kits are available in a silver finish for a \$113 upcharge to standard finish by specifying a 613 finish. Kits with a 613 finish (which come with foreign components) are BAA-(Buy American Act) and TAA compliant (Trade Agreements Act).
111	Jet Black	
B	Black knob	
	<i>Standard Monitor Arm Finish Options:</i> Jet Black (111) Medium Grey (115) Bright White (118)	
	<i>Silver Monitor Arm Finish Option:</i> Silver (SILV)	
	<i>Knob Finish Option:</i> Red (R) Black (B)	

pattern no.	silver finish list price	standard finish list price
SAP MA 3 CLMP K ()	\$846.	\$735.
SAP MA 3 CLMP DP K ()	883.	771.
SAP MA 3 GRMT K ()	859.	747.
SAP MA 3 FTM K ()	833.	725.

Mounting and Application Information

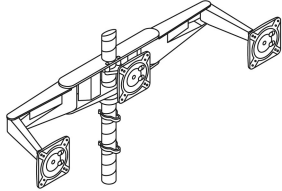
See page 128 for comprehensive mounting, application and construction information.

USA made triple monitor arm kits are available in a silver finish for a \$113 upcharge to standard finish by specifying a 613 finish. Kits with a 613 finish (which come with foreign components) are BAA-(Buy American Act) and TAA compliant (Trade Agreements Act).

Sapper™ Monitor Arm Collection

Easy Order Triple Monitor Support Kits

by Richard Sapper

	type	description
 <p>Kit includes everything needed to mount three monitors to a work surface, slat wall or wall: two standard arms, 16" mast (unless otherwise specified), movement joints (includes fast release monitor plate), adjustment knob, cable management clips, triple monitor support bracket and mounting option (see right for options)</p>	Antenna Center Beam Center Mount	Triple monitor support Antenna table center beam center mount kit
	Antenna Center Beam Side Mount	Triple monitor support Antenna table center beam side mount kit
	Slat Wall Mast Mount	Triple monitor support slat wall 8" mast mount kit
		Triple monitor support slat wall 12" mast mount kit
		Triple monitor support slat wall 16" mast mount kit
	Wall Mast Mount	Triple monitor support wall 8" mast mount kit
		Triple monitor support wall 12" mast mount kit
		Triple monitor support wall 16" mast mount kit

pattern no.	silver finish list price	standard finish list price
SAP MA 3 ANT CTR K ()	\$833.	\$725.
SAP MA 3 ANT SIDE K () ()	839.	730.
SAP MA 3 SW MST 8 K ()	859.	747.
SAP MA 3 SW MST 12 K ()	866.	753.
SAP MA 3 SW MST 16 K ()	871.	760.
SAP MA 3 WL MST 8 K ()	853.	742.
SAP MA 3 WL MST 12 K ()	859.	747.
SAP MA 3 WL MST 16 K ()	866.	753.

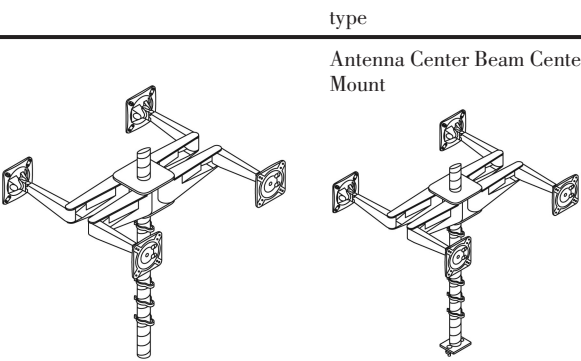
Order Code	Ordering Information		Ordering Note
Example: SAP-MA-3-CLMP-K-(111)-(B)	<i>Specify:</i>	<i>Antenna table center beam side mount finish options:</i>	Please note a triple monitor support includes two standard arms plus one triple monitor support bracket with a movement joint. The monitor in the middle can rotate, tilt and swivel but has no depth adjustment. See page 128 for further details.
SAP-MA-3-CLMP-K Sapper triple monitor support table clamp kit	1. Pattern number	Jet Black (111)	
111 Jet Black	2. Finish where required	Brown (112)	USA made triple monitor arm kits are available in a silver finish for a \$113 upcharge to standard finish by specifying a 613 finish. Kits with a 613 finish (which come with foreign components) are BAA-(Buy American Act) and TAA compliant (Trade Agreements Act).
B Black knob	Kits do not require any additional mounting specifications.	Dark Grey (113)	
	<i>Standard Monitor Arm Finish Options:</i>	Folkstone (114)	
	Jet Black (111)	Medium Grey (115)	
	Medium Grey (115)	Sandstone (116)	
	Bright White (118)	Soft Grey (117)	
	<i>Silver Monitor Arm Finish Option:</i>	Bright White (118)	
	Silver (SILV)	Dark Red (130)	
	<i>Knob Finish Option:</i>	Slate Blue (131)	
	Red (R)	Beige Mist Metallic (611)	
	Black (B)	Medium Metallic Grey (612)	
		Silver Metallic (613)	

Mounting and Application Information
See page 128 for comprehensive mounting, application and construction information.

Sapper™ Monitor Arm Collection

Easy Order Quadruple Mount Support Kits

by Richard Sapper



Kit includes everything needed to mount four monitors back-to-back to a center table mount: four standard arms, 16" or 24" mast, movement joints (includes fast release monitor plate), adjustment knob, cable management clips, quadruple monitor support bracket and mounting option (see right for options)

Order Code	Ordering Information	Ordering Note
Example: SAP-MA-16-4-ANT-CTR-K-(111)-(R)	<i>Specify:</i> 1. Pattern number 2. Finish where required	USA made quadruple monitor arm kits are available in a silver finish for a \$425 upcharge to standard finish by specifying a 613 finish. Kits with a 613 finish (which come with foreign components) are BAA-(Buy American Act) and TAA compliant (Trade Agreements Act).
SAP-MA-16-4-ANT-CTR-K	Sapper quadruple monitor support Antenna table center beam center mount 16" mast kit	
111	Jet Black	
R	Red knob	
	<i>Standard Monitor Arm Finish Options:</i> Jet Black (111) Medium Grey (115) Bright White (118) <i>Silver Monitor Arm Finish Option:</i> Silver (SILV) <i>Knob Finish Option:</i> Red (R) Black (B)	

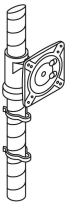
pattern no.	silver finish list price	standard finish list price
SAP MA 16 4 ANT CTR K ()	\$1,048.	\$910.
SAP MA 24 4 ANT CTR K ()	1,099.	955.

Mounting and Application Information
See page 128 for comprehensive mounting, application and construction information.

Sapper™ Monitor Arm Collection

Easy Order Sapper Sleeve Arm Kits

by Richard Sapper



Kit includes everything needed to mount one monitor to a worksurface: Sleeve arm, 16" or 24" mast, movement joint, adjustment knob, cable management clips and mounting option (see right for options)



Order Code	Ordering Information		
Example: SAP-MA-SL-16-CLMP-K-111-R			
SAP-MA-SL-16-CLMP-K	Sapper arm with table clamp kit on 16" mast	<i>Specify:</i> 1. Pattern number 2. Finish where required Kits do not require any additional mounting specifications. <i>Standard Monitor Arm Finish Options:</i> Jet Black (111) Medium Grey (115) Bright White (118) <i>Silver Monitor Arm Finish Option:</i> Silver (613) <i>Knob Finish Option:</i> Red (R) Black (B)	<i>Antenna center beam side mount finish options:</i> Jet Black (111) Brown (112) Dark Grey (113) Folkstone (114) Medium Grey (115) Sandstone (116) Soft Grey (117) Bright White (118) Dark Red (130) Slate Blue (131) Beige Mist Metallic (611) Medium Metallic Grey (612) Silver Metallic (613) * Kits without masts do not require and do not include adjustment knob and cable management clips.
111	Jet Black		
R	Red knob		

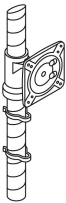
pattern no.	silver finish list price	standard finish list price
SAP MA SL 16 CLMP K	\$237.	\$205.
SAP MA SL 24 CLMP K	285.	248.
SAP MA SL 16 FTM K	216.	189.
SAP MA SL 24 FTM K	265.	231.
SAP MA SL 16 ANT CTR K	222.	194.
SAP MA SL 24 ANT CTR K	273.	238.

Mounting and Application Information
See page 128 for comprehensive mounting, application and construction information.

Sapper™ Monitor Arm Collection

Easy Order Sapper Sleeve Arm Kits

by Richard Sapper



Kit includes everything needed to mount one monitor to a worksurface: Sleeve arm, 16" or 24" mast, movement joint, adjustment knob, cable management clips and mounting option (see right for options)



Order Code	Ordering Information		
Example: SAP-MA-SL-16-CLMP-K-111-R			
SAP-MA-SL-16-CLMP-K	Sapper arm with table clamp kit on 16" mast		
111	Jet Black		
R	Red knob		
	<i>Specify:</i> 1. Pattern number 2. Finish where required Kits do not require any additional mounting specifications. <i>Standard Monitor Arm Finish Options:</i> Jet Black (111) Medium Grey (115) Bright White (118) <i>Silver Monitor Arm Finish Option:</i> Silver (613) <i>Knob Finish Option:</i> Red (R) Black (B)	<i>Antenna center beam side mount finish options:</i> Jet Black (111) Brown (112) Dark Grey (113) Folkstone (114) Medium Grey (115) Sandstone (116) Soft Grey (117) Bright White (118) Dark Red (130) Slate Blue (131) Beige Mist Metallic (611) Medium Metallic Grey (612) Silver Metallic (613)	* Kits without masts do not require and do not include adjustment knob and cable management clips.

pattern no.	silver finish list price	standard finish list price
SAP MA SL 16 ANT SIDE K	\$229.	\$200.
SAP MA SL 24 ANT SIDE K	279.	243.
SAP MA SL WL MST 8 K	237.	205.
SAP MA SL WL MST 12 K	242.	210.
SAP MA SL WL MST 16 K	248.	215.
SAP MA SL WL DIR K	155.	135.
SAP MA SL POLE SLOT K	173.	151.
SAP MA SL POLE DCH K	237.	205.

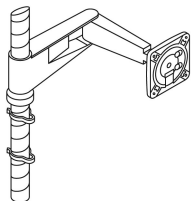
Mounting and Application Information
See page 128 for comprehensive mounting, application and construction information.

Sapper™ Monitor Arm Collection

Easy Order Sapper 50® Single Arm kits

by Richard Sapper

KnollExtra

	type	description
 <p>Kit includes everything needed to mount one monitor to a worksurface: single Sapper 50 monitor arm, mast option (if applicable), Sapper 50 movement joint, adjustment knob, cable management clips and mounting option (see right for options).</p>	Two-Piece Table Clamp Mount	Sapper 50 monitor arm table clamp 16" mast kit
		Sapper 50 monitor arm table clamp 24" mast kit
	Deep Table Clamp Mount	Sapper 50 monitor arm deep table clamp 16" mast kit
		Sapper 50 monitor arm deep table clamp 24" mast kit
	Grommet Mount	Sapper 50 monitor arm grommet mount 16" mast kit
		Sapper 50 monitor arm grommet mount 24" mast kit
	Fixed Table Mount	Sapper 50 monitor arm fixed table mount 16" mast kit
		Sapper 50 monitor arm fixed table mount 24" mast kit
	Antenna Center Beam Center Mount	Sapper 50 monitor arm Antenna center beam center mount 16" mast kit
		Sapper 50 monitor arm Antenna center beam center mount 24" mast kit

Order Code	Ordering Information		
Example: SAP-MA-50S-16-CLMP-K-111-R			
SAP-MA-50S-16-CLMP-K	Sapper Monitor Arm Collection monitor arm		
111	Jet Black finish		
R	Red adjustment knob		
	<i>Specify:</i> 1. Pattern number 2. Finish where required Kits do not require any additional mounting specifications. <i>Standard Monitor Arm Finish Options:</i> Jet Black (111) Bright White (118) <i>Silver Monitor Arm Finish Option:</i> Silver (613) <i>Knob Finish Option:</i> Red (R) Black (B)	<i>Antenna center beam side mount finish options:</i> Jet Black (111) Brown (112) Dark Grey (113) Folkstone (114) Medium Grey (115) Sandstone (116) Soft Grey (117) Bright White (118) Dark Red (130) Slate Blue (131) Beige Mist Metallic (611) Medium Metallic Grey (612) Silver Metallic (613)	* Kits without masts do not require and do not include adjustment knob and cable management clips. Sapper 50 is not available in Medium Grey (115).

pattern no.	silver finish list price	standard finish list price
SAP MA 50S 16 CLMP K	\$561.	\$485.
SAP MA 50S 24 CLMP K	604.	528.

SAP MA 50S 16 CLMP DP K	592.	517.
SAP MA 50S 24 CLMP DP K	641.	561.

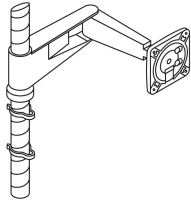
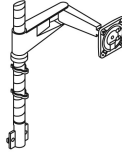
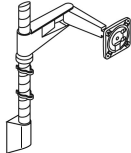
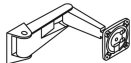
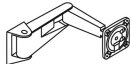
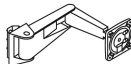
SAP MA 50S 16 GRMT K	566.	490.
SAP MA 50S 24 GRMT K	609.	533.

SAP MA 50S 16 FTM K	543.	474.
SAP MA 50S 24 FTM K	586.	517.

SAP MA 50S 16 ANT CTR K	543.	474.
SAP MA 50S 24 ANT CTR K	586.	517.

Mounting and Application Information
See page 128 for comprehensive mounting, application and construction information.

Sapper™ Monitor Arm Collection
Easy Order Sapper 50® Single Arm kits
 by Richard Sapper

	type	description
 <p><i>Kit includes everything needed to mount one monitor to a worksurface: single Sapper 50 monitor arm, mast option (if applicable), Sapper 50 movement joint, adjustment knob, cable management clips and mounting option (see right for options).</i></p>	Antenna Center Beam Side Mount	Sapper 50 monitor arm Antenna center beam side mount 16" mast kit
		Sapper 50 monitor arm Antenna center beam side mount 24" mast kit
	Wall Mast Mount	Sapper 50 monitor arm wall 8" mast mount kit
		Sapper 50 monitor arm wall 12" mast mount kit
		Sapper 50 monitor arm wall 16" mast mount kit
	Direct Wall Mount	Sapper 50 monitor arm direct wall mount kit *
	Interpole Slot Mount	Sapper 50 monitor arm Interpole slot mount kit *
	Interpole Direct Channel Mount	Sapper 50 monitor arm Interpole direct channel mount kit *

Order Code		Ordering Information	
Example:	SAP-MA-50S-16-CLMP-K-111-R	Specify:	Antenna center beam side mount
		1. Pattern number	
		2. Finish where required	
SAP-MA-50S-16-CLMP-K	Sapper Monitor Arm Collection monitor arm	Kits do not require any additional mounting specifications.	* Kits without masts do not require and do not include adjustment knob and cable management clips.
111	Jet Black finish	<i>Standard Monitor Arm Finish Options:</i>	Sapper 50 is not available in Medium Grey (115).
R	Red adjustment knob	Jet Black (111) Bright White (118) <i>Silver Monitor Arm Finish Option:</i> Silver (613) <i>Knob Finish Option:</i> Red (R) Black (B)	
		<i>finish options:</i> Jet Black (111) Brown (112) Dark Grey (113) Folkstone (114) Medium Grey (115) Sandstone (116) Soft Grey (117) Bright White (118) Dark Red (130) Slate Blue (131) Beige Mist Metallic (611) Medium Metallic Grey (612) Silver Metallic (613)	

pattern no.	silver finish list price	standard finish list price
SAP MA 50S 16 ANT SIDE K	\$549.	\$479.
SAP MA 50S 24 ANT SIDE K	598.	523.
SAP MA 50S WL MST 8 K	566.	490.
SAP MA 50S WL MST 12 K	571.	495.
SAP MA 50S WL MST 16 K	576.	501.
SAP MA 50 WL DIR K	371.	323.
SAP MA 50S POLE SLOT K	538.	468.
SAP MA 50S POLE DCH K	602.	523.

Mounting and Application Information

See page 128 for comprehensive mounting, application and construction information.

* Kits without masts do not require and do not include adjustment knob and cable management clips.

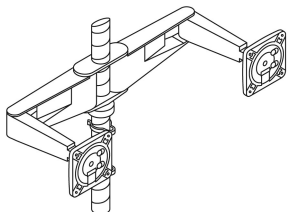
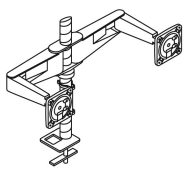
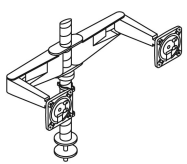
Sapper 50 is not available in Medium Grey (115).

Sapper™ Monitor Arm Collection

Easy Order Sapper 50® Double Arm kits

by Richard Sapper

KnollExtra

	type	description
 <i>Kit includes everything needed to mount two monitors to a worksurface: two Sapper 50 double monitor arms, Sapper 50 double arm bracket, 16" or 24" mast, two Sapper 50 movement joints, adjustment knob, cable management clips and mounting option (see right for options).</i>	Two-Piece Table Clamp Mount	Sapper 50 double monitor arm table clamp 16" mast kit
		Sapper 50 double monitor arm table clamp 24" mast kit
	Deep Table Clamp Mount	Sapper 50 double monitor arm deep table clamp 16" mast kit
		Sapper 50 double monitor arm deep table clamp 24" mast kit
	Grommet Mount	Sapper 50 double monitor arm grommet mount 16" mast kit
		Sapper 50 double monitor arm grommet mount 24" mast kit
	Fixed Table Mount	Sapper 50 double monitor arm fixed table mount 16" mast kit
		Sapper 50 double monitor arm fixed table mount 24" mast kit

pattern no.	silver finish list price	standard finish list price
SAP MA 50D 16 CLMP K	\$725.	\$630.
SAP MA 50D 24 CLMP K	772.	671.

SAP MA 50D 16 CLMP DP K	761.	661.
SAP MA 50D 24 CLMP DP K	808.	702.

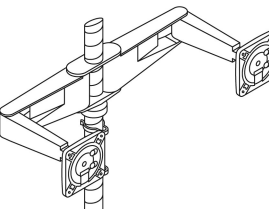
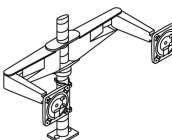
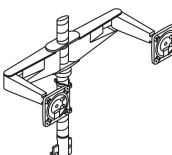
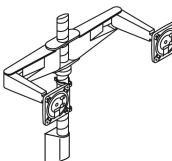
SAP MA 50D 16 GRMT K	731.	636.
SAP MA 50D 24 GRMT K	778.	677.

SAP MA 50D 16 FTM K	707.	615.
SAP MA 50D 24 FTM K	754.	656.

Order Code	Ordering Information		
Example: SAP-MA-50D-16-CLMP-K-111-R	<i>Specify:</i>	<i>Antenna center beam side mount</i>	See page 128 for comprehensive mounting, application and construction information.
SAP-MA-50D-16-CLMP-K	1. Pattern number	<i>finish options:</i>	
111	2. Finish where required	Jet Black (111)	Sapper 50 is not available in Medium Grey (115).
R		Brown (112)	
	Kits do not require any additional mounting specifications.	Dark Grey (113)	
		Folkstone (114)	
		Medium Grey (115)	
	<i>Standard Monitor Arm Finish</i>	Sandstone (116)	
	<i>Options:</i>	Soft Grey (117)	
	Jet Black (111)	Bright White (118)	
	Bright White (118)	Dark Red (130)	
		Slate Blue (131)	
	<i>Silver Monitor Arm Finish Option:</i>	Beige Mist Metallic (611)	
	Silver (613)	Medium Metallic Grey (612)	
	<i>Knob Finish Option:</i>	Silver Metallic (613)	
	Red (R)		
	Black (B)		

Sapper™ Monitor Arm Collection
Easy Order Sapper 50® Double Arm kits
by Richard Sapper

KnollExtra

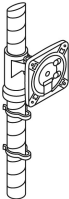



	type	description
	Antenna Center Beam Center Mount	Sapper 50 double monitor arm Antenna center beam center mount 16" mast kit
		Sapper 50 double monitor arm Antenna center beam center mount 24" mast kit
<p><i>Kit includes everything needed to mount two monitors to a worksurface: two Sapper 50 double monitor arms, Sapper 50 double arm bracket, 16" or 24" mast, two Sapper 50 movement joints, adjustment knob, cable management clips and mounting option (see right for options).</i></p>	Antenna Center Beam Side Mount	Sapper 50 double monitor arm Antenna center beam side mount 16" mast kit
		Sapper 50 double monitor arm Antenna center beam side mount 24" mast kit
	Wall Mast Mount	Sapper 50 double monitor arm wall 12" mast mount kit
		Sapper 50 double monitor arm wall 16" mast mount kit

pattern no.	silver finish list price	standard finish list price
SAP MA 50D 16 ANT CTR K	\$748.	\$651.
SAP MA 50D 24 ANT CTR K	795.	692.
SAP MA 50D 16 ANT SIDE K	707.	615.
SAP MA 50D 24 ANT SIDE K	754.	656.
SAP MA 50D WL MST 12 K	737.	641.
SAP MA 50D WL MST 16 K	743.	646.

Order Code	Ordering Information
Example: SAP-MA-50D-16-CLMP-K-111-R	<i>Specify:</i>
SAP-MA-50D-16-CLMP-K	1. Pattern number
111	2. Finish where required
R	Kits do not require any additional mounting specifications.
	<i>Standard Monitor Arm Finish Options:</i>
	Jet Black (111)
	Bright White (118)
	<i>Silver Monitor Arm Finish Option:</i>
	Silver (613)
	<i>Knob Finish Option:</i>
	Red (R)
	Black (B)
	<i>Antenna center beam side mount finish options:</i>
	Jet Black (111)
	Brown (112)
	Dark Grey (113)
	Folkstone (114)
	Medium Grey (115)
	Sandstone (116)
	Soft Grey (117)
	Bright White (118)
	Dark Red (130)
	Slate Blue (131)
	Beige Mist Metallic (611)
	Medium Metallic Grey (612)
	Silver Metallic (613)
	See page 128 for comprehensive mounting, application and construction information.
	Sapper 50 is not available in Medium Grey (115).

Sapper™ Monitor Arm Collection
Easy Order Sapper 50® Sleeve Arm Kits
 by Richard Sapper

KnollExtra

	type	description
	Two-Piece Table Clamp Mount	Sapper 50 sleeve arm table clamp 16" mast kit
		Sapper 50 sleeve arm table clamp 24" mast kit
 <p><i>Kit includes everything needed to mount one monitor to a worksurface: Sapper 50 sleeve arm, 16" or 24" mast, Sapper 50 movement joint, adjustment knob, cable management clips and mounting option (see right for options)</i></p>	Fixed Table Mount	Sapper 50 sleeve arm fixed table mount 16" mast kit
		Sapper 50 sleeve arm fixed table mount 24" mast kit
	Antenna Center Beam Center Mount	Sapper 50 sleeve arm Antenna center beam center mount 16" mast kit
		Sapper 50 sleeve arm Antenna center beam center mount 24" mast kit

pattern no.	silver finish list price	standard finish list price
SAP MA 50S SL 16 CLMP K	\$360.	\$313.
SAP MA 50S SL 24 CLMP K	409.	356.
SAP MA 50S SL 16 FTM K	340.	296.
SAP MA 50S SL 24 FTM K	390.	338.
SAP MA 50S SL 16 ANT CTR K	347.	301.
SAP MA 50S SL 24 ANT CTR K	397.	345.

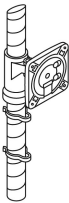
Order Code		Ordering Information	
Example:	SAP-MA-50S-SL-16-CLMP-K-111-R	Specify:	Antenna center beam side mount
		1. Pattern number	
		2. Finish where required	
SAP-MA-50S-SL-16-CLMP-K	Sapper 50 sleeve arm with table clamp kit on 16" mast	Kits do not require any additional mounting specifications.	Antenna finish options: Jet Black (111) Brown (112) Dark Grey (113) Folkstone (114) Medium Grey (115) Sandstone (116) Soft Grey (117) Bright White (118) Dark Red (130) Slate Blue (131) Beige Mist Metallic (611) Medium Metallic Grey (612) Silver Metallic (613)
111	Jet Black	Standard Monitor Arm Finish	
R	Red knob	Options: Jet Black (111) Bright White (118)	* Kits without masts do not require and do not include adjustment knob and cable management clips. Sapper 50 is not available in Medium Grey (115).
		Silver Monitor Arm Finish Option: Silver (613)	
		Knob Finish Option: Red (R) Black (B)	

Mounting and Application Information	
See page 128 for comprehensive mounting, application and construction information.	

Sapper™ Monitor Arm Collection

Easy Order Sapper 50® Sleeve Arm Kits

by Richard Sapper



Kit includes everything needed to mount one monitor to a worksurface: Sapper 50 sleeve arm, 16" or 24" mast, Sapper 50 movement joint, adjustment knob, cable management clips and mounting option (see right for options)



Order Code	Ordering Information		
Example: SAP-MA-50S-SL-16-CLMP-K-111-R	<i>Specify:</i>	<i>Antenna center beam side mount finish options:</i>	* Kits without masts do not require and do not include adjustment knob and cable management clips.
SAP-MA-50S-SL-16-CLMP-K	Sapper 50 sleeve arm with table clamp kit on 16" mast	1. Pattern number	
111	Jet Black	2. Finish where required	
R	Red knob	Kits do not require any additional mounting specifications.	
		<i>Standard Monitor Arm Finish Options:</i>	Sapper 50 is not available in Medium Grey (115).
		Jet Black (111)	
		Bright White (118)	
		<i>Silver Monitor Arm Finish Option:</i>	
		Silver (613)	
		<i>Knob Finish Option:</i>	
		Red (R)	
		Black (B)	

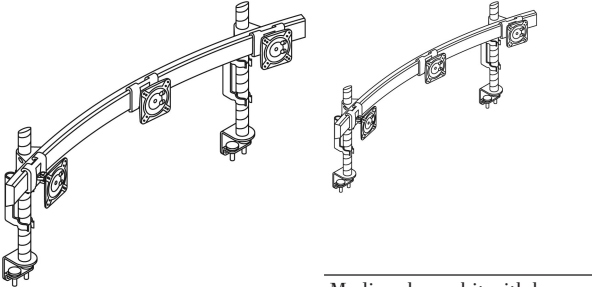
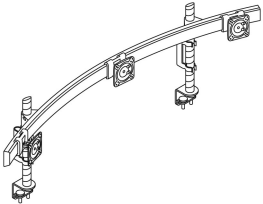
pattern no.	silver finish list price	standard finish list price
SAP MA 50S SL 16 ANT SIDE K	\$354.	\$308.
SAP MA 50S SL 24 ANT SIDE K	403.	351.
SAP MA 50S SL WL MST 8 K	360.	313.
SAP MA 50S SL WL MST 12 K	365.	318.
SAP MA 50S SL WL MST 16 K	371.	323.
SAP MA 50S SL WL DIR K	340.	296.
SAP MA 50S SL POLE SLOT K	340.	296.
SAP MA 50S SL POLE DCH K	403.	351.

Mounting and Application Information
See page 128 for comprehensive mounting, application and construction information.

Sapper™ Monitor Arm Collection

Easy Order Beam Kits for 3 Monitors with Table Clamps

by Richard Sapper

type	description	
	Small beam kit with heavy duty table clamp mounts	50" beam kit with 16" mast and 3 movement joint slides
		50" beam kit with 16" mast and 3 Sapper 50 movement joint slides
		50" beam kit with 24" mast and 3 movement joint slides
		50" beam kit with 24" mast and 3 Sapper 50 movement joint slides
	Medium beam kit with heavy duty table clamp mounts	64" beam kit with 16" mast and 3 movement joint slides
		64" beam kit with 16" mast and 3 Sapper 50 movement joint slides
		64" beam kit with 24" mast and 3 movement joint slides
		64" beam kit with 24" mast and 3 Sapper 50 movement joint slides

Kit includes everything needed to mount one beam to a worksurface table: two masts, 2 heavy duty table clamps, 3 movement joint slides, 2 beam-to-mast mounts, 2 adjustment knobs, beam cable management clips, mast cable management clips and beam option (see right for options)

pattern no.	list price
SAP B 16 S 3 CLMP HD K	\$1,094.
SAP 50 B 16 S 3 CLMP HD K	1,353.
SAP B 24 S 3 CLMP HD K	1,185.
SAP 50 B 24 S 3 CLMP HD K	1,443.
SAP B 16 M 3 CLMP HD K	1,149.
SAP 50 B 16 M 3 CLMP HD K	1,407.
SAP B 24 M 3 CLMP HD K	1,240.
SAP 50 B 24 M 3 CLMP HD K	1,499.

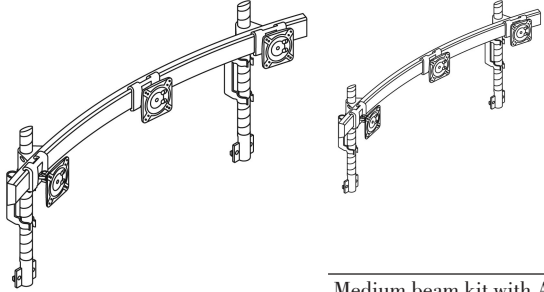
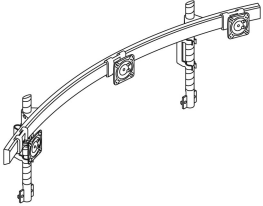
Order Code	Ordering Information
Example: SAP-B-16-S-3-CLMP-HD-K-(R)	Specify: 1. Pattern number 2. Knob finish option
SAP-B-16-S-3-CLMP-HD-K	Kits do not require any additional mounting specifications.
R	Knob Finish Option: Red (R) Black (B)

Mounting and Application Information
See page 128 for comprehensive mounting and application information.

Sapper™ Monitor Arm Collection

Easy Order Beam Kits for 3 Monitors with Antenna Mounts

by Richard Sapper

type		description	
	Small beam kit with Antenna center beam side mounts	50" beam kit with 16" mast and 3 movement joint slides	
		50" beam kit with 16" mast and 3 Sapper 50 movement joint slides	
		50" beam kit with 24" mast and 3 movement joint slides	
		50" beam kit with 24" mast and 3 Sapper 50 movement joint slides	
	Medium beam kit with Antenna center beam side mounts	64" beam kit with 16" mast and 3 movement joint slides	
		64" beam kit with 16" mast and 3 Sapper 50 movement joint slides	
		64" beam kit with 24" mast and 3 movement joint slides	
		64" beam kit with 24" mast and 3 Sapper 50 movement joint slides	

Kit includes everything needed to mount one beam to an Antenna workstation: two masts, 2 Antenna center beam side mounts, 3 movement joint slides, 2 beam-to-mast mounts, 2 adjustment knobs, beam cable management clips, mast cable management clips and beam option (see right for options)

pattern no.	list price
SAP B 16 S 3 ANT SIDE K	\$1,027.
SAP 50 B 16 S 3 ANT SIDE K	1,285.
SAP B 24 S 3 ANT SIDE K	1,116.
SAP 50 B 24 S 3 ANT SIDE K	1,375.
SAP B 16 M 3 ANT SIDE K	1,081.
SAP 50 B 16 M 3 ANT SIDE K	1,340.
SAP B 24 M 3 ANT SIDE K	1,172.
SAP 50 B 24 M 3 ANT SIDE K	1,430.

Order Code	Ordering Information	
Example: SAP-B-16-S-3-ANT-SIDE-K-(118)-(R)	<i>Specify:</i> 1. Pattern number 2. Finish where required	
SAP-B-16-S-3-ANT-SIDE-K	Sapper small beam kit on 16" mast with 3 movement joint slides and Antenna center beam side mount	
118	Bright White	
R	Red knob	

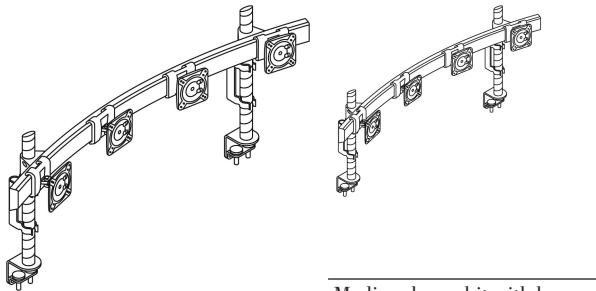
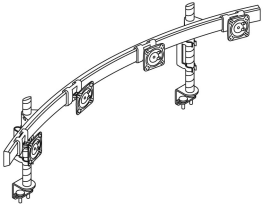
Antenna table center beam side mount finish option:
Jet Black (111)
Brown (112)
Dark Grey (113)
Folkstone (114)
Medium Grey (115)
Sandstone (116)
Soft Grey (117)
Bright White (118)
Dark Red (130)
Slate Blue (131)
Beige Mist Metallic (611)
Medium Metallic Grey (612)
Silver Metallic (613)

Mounting and Application Information
See page 128 for comprehensive mounting and application information.

Sapper™ Monitor Arm Collection

Easy Order Beam Kits for 4 Monitors with Table Clamps

by Richard Sapper

type		description	
	Small beam kit with heavy duty table clamp mounts	50" beam kit with 16" mast and 4 movement joint slides	
		50" beam kit with 16" mast and 4 Sapper 50 movement joint slides	
		50" beam kit with 24" mast and 4 movement joint slides	
		50" beam kit with 24" mast and 4 Sapper 50 movement joint slides	
	Medium beam kit with heavy duty table clamp mounts	64" beam kit with 16" mast and 4 movement joint slides	
		64" beam kit with 16" mast and 4 Sapper 50 movement joint slides	
		64" beam kit with 24" mast and 4 movement joint slides	
		64" beam kit with 24" mast and 4 Sapper 50 movement joint slides	

Kit includes everything needed to mount one beam to a worksurface table: two masts, 2 heavy duty table clamps, 4 movement joint slides, 2 beam-to-mast mounts, 2 adjustment knobs, beam cable management clips, mast cable management clips and beam option (see right for options)

pattern no.	list price
SAP B 16 S 4 CLMP HD K	\$1,150.
SAP 50 B 16 S 4 CLMP HD K	1,495.
SAP B 24 S 4 CLMP HD K	1,242.
SAP 50 B 24 S 4 CLMP HD K	1,586.
SAP B 16 M 4 CLMP HD K	1,205.
SAP 50 B 16 M 4 CLMP HD K	1,550.
SAP B 24 M 4 CLMP HD K	1,297.
SAP 50 B 24 M 4 CLMP HD K	1,641.

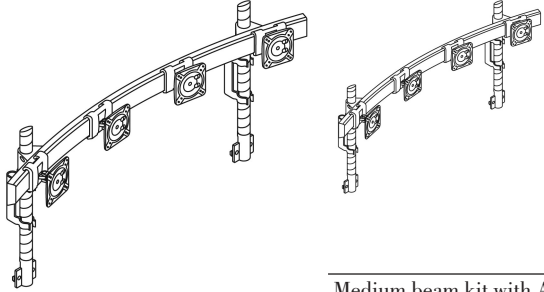
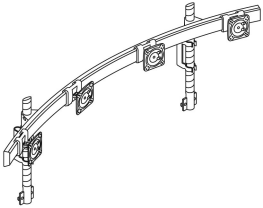
Order Code	Ordering Information
Example: SAP-B-16-S-4-CLMP-HD-K-(R)	Specify:
SAP-B-16- Sapper small beam kit	1. Pattern number
S-4- on 16" mast with 4	2. Knob finish option
CLMP-HD- movement joint slides	Kits do not require any additional mounting specifications.
K and heavy duty clamp	Knob Finish Option:
R Red knob	Red (R)
	Black (B)

Mounting and Application Information
See page 128 for comprehensive mounting and application information.

Sapper™ Monitor Arm Collection

Easy Order Beam Kits for 4 Monitors with Antenna Mounts

by Richard Sapper

type		description	
	Small beam kit with Antenna center beam side mounts	50" beam kit with 16" mast and 4 movement joint slides	
		50" beam kit with 16" mast and 4 Sapper 50 movement joint slides	
		50" beam kit with 24" mast and 4 movement joint slides	
		50" beam kit with 24" mast and 4 Sapper 50 movement joint slides	
	Medium beam kit with Antenna center beam side mounts	64" beam kit with 16" mast and 4 movement joint slides	
		64" beam kit with 16" mast and 4 Sapper 50 movement joint slides	
		64" beam kit with 24" mast and 4 movement joint slides	
		64" beam kit with 24" mast and 4 Sapper 50 movement joint slides	

Kit includes everything needed to mount one beam to an Antenna workstation: two masts, 2 Antenna center beam side mounts, 4 movement joint slides, 2 beam-to-mast mounts, 2 adjustment knobs, beam cable management clips, mast cable management clips and beam option (see right for options)

pattern no.	list price
SAP B 16 S 4 ANT SIDE K	\$1,083.
SAP 50 B 16 S 4 ANT SIDE K	1,428.
SAP B 24 S 4 ANT SIDE K	1,173.
SAP 50 B 24 S 4 ANT SIDE K	1,517.
SAP B 16 M 4 ANT SIDE K	1,139.
SAP 50 B 16 M 4 ANT SIDE K	1,482.
SAP B 24 M 4 ANT SIDE K	1,227.
SAP 50 B 24 M 4 ANT SIDE K	1,572.

Order Code	Ordering Information	
Example: SAP-B-16-S-4-ANT-SIDE-K-(118)-(R)		
SAP-B-16-S-4-ANT-SIDE-K	Sapper small beam kit on 16" mast with 4 movement joint slides and Antenna center beam side mount	
118	Bright White	
R	Red knob	

- Specify:

 1. Pattern number
 2. Finish where required

Kits do not require any additional mounting specifications.

Knob Finish Option:

Red (R)
Black (B)
- Antenna table center beam side mount finish option:*

Jet Black (111)
Brown (112)
Dark Grey (113)
Folkstone (114)
Medium Grey (115)
Sandstone (116)
Soft Grey (117)
Bright White (118)
Dark Red (130)
Slate Blue (131)
Beige Mist Metallic (611)
Medium Metallic Grey (612)
Silver Metallic (613)

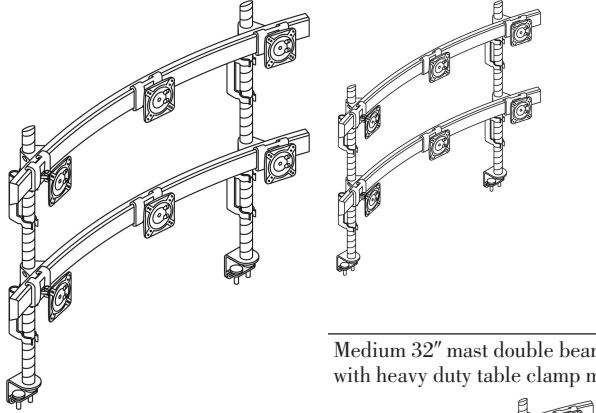
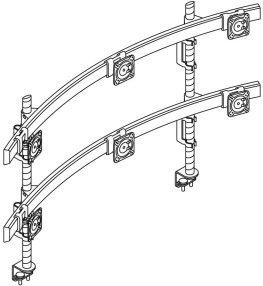
Mounting and Application Information
See page 128 for comprehensive mounting and application information.

Sapper™ Monitor Arm Collection

Easy Order Double Beam Kits for 6 Monitors with Table Clamps

by Richard Sapper

KnollExtra

type	description	
	Small 32" mast double beam kit with heavy duty table clamp mounts	50" double beam kit with 32" mast and 6 movement joint slides
		50" double beam kit with 32" mast and 6 Sapper 50 movement joint slides
	Medium 32" mast double beam kit with heavy duty table clamp mounts	64" double beam kit with 32" mast and 6 movement joint slides
		64" double beam kit with 32" mast and 6 Sapper 50 movement joint slides

Kit includes everything needed to mount two beams to a worksurface table: two 32" masts, 2 heavy duty table clamps, 6 movement joint slides, 4 beam-to-mast mounts, 4 adjustment knobs, beam cable management clips, mast cable management clips and two beam options (see right for options)

pattern no.	list price
SAP B 32 S 6 CLMP HD K	\$1,780.
SAP 50 B 32 S 6 CLMP HD K	2,297.
SAP B 32 M 6 CLMP HD K	1,834.
SAP 50 B 32 M 6 CLMP HD K	2,350.

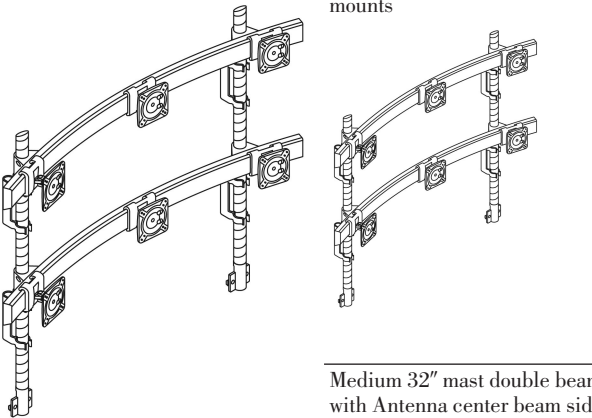
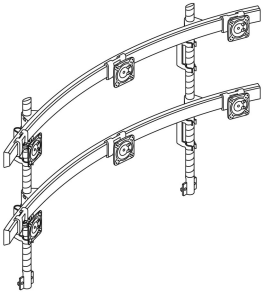
Order Code	Ordering Information
Example: SAP-B-32-S-6-CLMP-HD-K-(R)	Specify: 1. Pattern number 2. Knob finish option
SAP-B-32-S-6-CLMP-HD-K	Kits do not require any additional mounting specifications.
R	Knob Finish Option: Red (R) Black (B)

Mounting and Application Information
See page 128 for comprehensive mounting and application information.

Sapper™ Monitor Arm Collection

Easy Order Double Beam Kits for 6 Monitors with Antenna Mounts

by Richard Sapper

type	description	
	Small 32" mast double beam kit with Antenna center beam side mounts	50" double beam kit with 32" mast and 6 movement joint slides
		50" double beam kit with 32" mast and 6 Sapper 50 movement joint slides
	Medium 32" mast double beam kit with Antenna center beam side mounts	64" double beam kit with 32" mast and 6 movement joint slides
		64" double beam kit with 32" mast and 6 Sapper 50 movement joint slides

Kit includes everything needed to mount two beams to an Antenna workstation: two 32" masts, 2 Antenna center beam side mounts, 6 movement joint slides, 4 beam-to-mast mounts, 4 adjustment knobs, beam cable management clips, mast cable management clips and two beam options (see right for options)

Order Code	Ordering Information	
Example: SAP-B-32-S-6-ANT-SIDE-K-(118)-(R)		
SAP-B-32-S-6-ANT-SIDE-K	Sapper 2 small beams kit on 32" mast with 6 movement joint slides and Antenna center beam side mount	
118	Bright White	
R	Red knob	

- Specify:
1. Pattern number
 2. Finish where required
- Kits do not require any additional mounting specifications.
- Knob Finish Option:*
- Red (R)
Black (B)

- Antenna table center beam side mount finish option:*
- Jet Black (111)
Brown (112)
Dark Grey (113)
Folkstone (114)
Medium Grey (115)
Sandstone (116)
Soft Grey (117)
Bright White (118)
Dark Red (130)
Slate Blue (131)
Beige Mist Metallic (611)
Medium Metallic Grey (612)
Silver Metallic (613)

pattern no.	list price
SAP B 32 S 6 ANT SIDE K	\$1,713.
SAP 50 B 32 S 6 ANT SIDE K	2,229.
SAP B 32 M 6 ANT SIDE K	1,766.
SAP 50 B 32 M 6 ANT SIDE K	2,284.

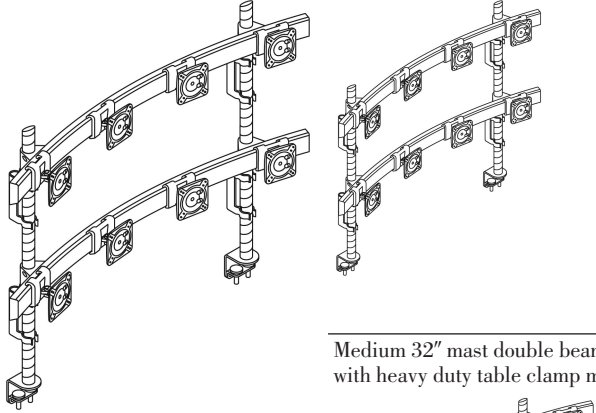
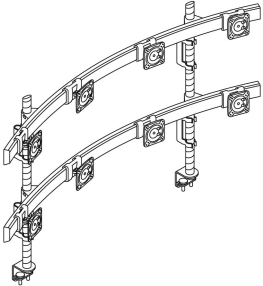
Mounting and Application Information
See page 128 for comprehensive mounting and application information.

Sapper™ Monitor Arm Collection

Easy Order Double Beam Kits for 8 Monitors with Table Clamps

by Richard Sapper

KnollExtra

type	description	
	Small 32" mast double beam kit with heavy duty table clamp mounts	50" double beam kit with 32" mast and 8 movement joint slides
		50" double beam kit with 32" mast and 8 Sapper 50 movement joint slides
	Medium 32" mast double beam kit with heavy duty table clamp mounts	64" double beam kit with 32" mast and 8 movement joint slides
		64" double beam kit with 32" mast and 8 Sapper 50 movement joint slides

Kit includes everything needed to mount two beams to a worksurface table: two 32" masts, 2 heavy duty table clamps, 8 movement joint slides, 4 beam-to-mast mounts, 4 adjustment knobs, beam cable management clips, mast cable management clips and two beam options (see right for options)

pattern no.	list price
SAP B 32 S 8 CLMP HD K	\$1,893.
SAP 50 B 32 S 8 CLMP HD K	2,582.
SAP B 32 M 8 CLMP HD K	1,946.
SAP 50 B 32 M 8 CLMP HD K	2,635.

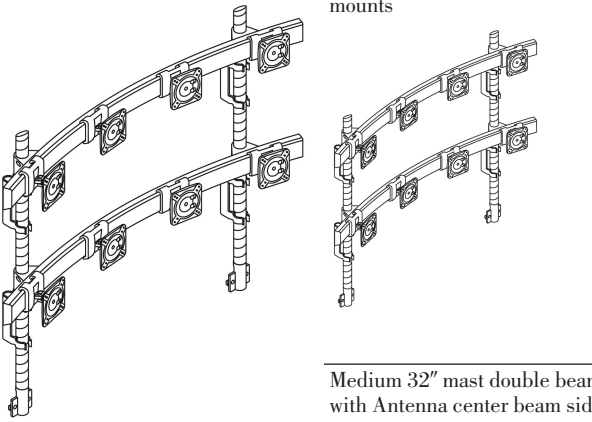
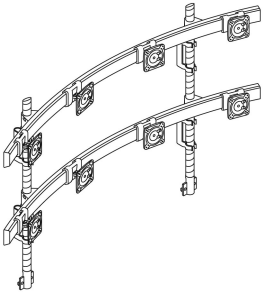
Order Code	Ordering Information
Example: SAP-B-32-S-8-CLMP-HD-K-(R)	Specify: 1. Pattern number 2. Knob finish option
SAP-B-32-S-8-CLMP-HD-K	Kits do not require any additional mounting specifications.
R	Knob Finish Option: Red (R) Black (B)

Mounting and Application Information
See page 128 for comprehensive mounting and application information.

Sapper™ Monitor Arm Collection

Easy Order Double Beam Kits for 8 Monitors with Antenna Mounts

by Richard Sapper

type	description	
	Small 32" mast double beam kit with Antenna center beam side mounts	50" double beam kit with 32" mast and 8 movement joint slides
		50" double beam kit with 32" mast and 8 Sapper 50 movement joint slides
	Medium 32" mast double beam kit with Antenna center beam side mounts	64" double beam kit with 32" mast and 8 movement joint slides
		64" double beam kit with 32" mast and 8 Sapper 50 movement joint slides

Kit includes everything needed to mount two beams to an Antenna workstation: two 32" masts, 2 Antenna center beam side mounts, 8 movement joint slides, 4 beam-to-mast mounts, 4 adjustment knobs, beam cable management clips, mast cable management clips and two beam options (see right for options)

Order Code	Ordering Information	
Example: SAP-B-32-S-8-ANT-SIDE-K(118)-(R)		
SAP-B-32-S-8-ANT-SIDE-K	Sapper 2 small beams kit on 32" mast with 8 movement joint slides and Antenna center beam side mount	
118	Bright White	
R	Red knob	

Specify:

1. Pattern number

2. Finish where required

Kits do not require any additional mounting specifications.

Knob Finish Option:

Red (R)

Black (B)

Antenna table center beam side mount finish option:

Jet Black (111)

Brown (112)

Dark Grey (113)

Folkstone (114)

Medium Grey (115)

Sandstone (116)

Soft Grey (117)

Bright White (118)

Dark Red (130)

Slate Blue (131)

Beige Mist Metallic (611)

Medium Metallic Grey (612)

Silver Metallic (613)

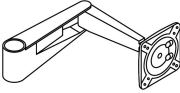


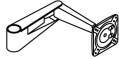



pattern no.	list price
SAP B 32 S 8 ANT SIDE K	\$1,826.
SAP 50 B 32 S 8 ANT SIDE K	2,514.
SAP B 32 M 8 ANT SIDE K	1,879.
SAP 50 B 32 M 8 ANT SIDE K	2,569.

Mounting and Application Information
See page 128 for comprehensive mounting and application information.

Sapper™ Monitor Arm Collection

Monitor Arms and Brackets

by Richard Sapper

	description
 <i>Arms and brackets can be ordered individually for easy reconfiguration</i>	Sleeve mount arm (arm with movement joint) 
	Single compact arm (with movement joint) 
	Single standard arm (with movement joint) 
	Double arm bracket (does not include arms, must order separately) 
	Triple support bracket (does not include arms, must order separately) 
	Quadruple monitor arm bracket (does not include arms, must order separately) 

Order Code	Ordering Information	
Example: SAP-MA-S-115	<i>Specify:</i>	
SAP-MA-S Sapper single standard monitor arm	1. Pattern number 2. Finish where required	
115 Medium Grey	Kits do not require any additional mounting specifications.	
	<i>Standard Monitor Arm Finish</i> <i>Options:</i> Jet Black (111) Medium Grey (115) Bright White (118)	
	<i>Silver Standard Monitor Arm Finish</i> <i>Option:</i> Silver (SILV)	
	<i>Silver Finish Option:</i> Silver (613)	
	USA made standard monitor arm is available in a silver finish for a \$113 upcharge to standard finish by specifying a 613 finish. The standard arm with a 613 finish is BAA-(Buy American Act) and TAA-compliant (Trade Agreements Act).	

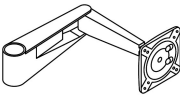
pattern no.	silver finish list price	standard finish list price
SAP MA SL ()	\$66.	\$57.
SAP MA C	200.	142.
SAP MA S ()	196.	170.
SAP D BKT		85.
SAP 3 BKT		275.
SAP 4 BKT		170.

Mounting and Application Information
See page 128 for comprehensive mounting, application and construction information.

Sapper™ Monitor Arm Collection

Monitor Arms and Brackets

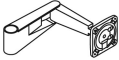
by Richard Sapper



Arms and brackets can be ordered individually for easy reconfiguration



Single Sapper 50 arm (with movement joint)



Sapper 50 double arm bracket (does not include arms, must order separately)










Order Code	Ordering Information	
Example: SAP-MA-S-115	<i>Specify:</i>	
SAP-MA-S Sapper single standard monitor arm	1. Pattern number 2. Finish where required	
115 Medium Grey	Kits do not require any additional mounting specifications.	
	<i>Standard Monitor Arm Finish</i> <i>Options:</i> Jet Black (111) Bright White (118)	
	<i>Silver Standard Monitor Arm Finish</i> <i>Option:</i> Silver (SILV)	
	<i>Silver Finish Option:</i> Silver (613)	
	USA made standard monitor arm is available in a silver finish for a \$113 upcharge to the standard finish by specifying a 613 finish. The standard arm with a 613 finish is BAA-(Buy American Act) and TAA- compliant (Trade Agreements Act).	
	Sapper 50 is not available in Medium Grey (115).	

pattern no.	silver finish list price	standard finish list price
SAP MA 50S SL	\$187.	\$162.
SAP MA 50S	415.	361.
SAP 50D BKT		134.

See page 128 for comprehensive mounting, application and construction information.

Sapper™ Monitor Arm Collection
Movement Joints and VESA Plate Adaptors
by Richard Sapper

KnollExtra

description	
 <i>Beam movement joint slides can be ordered individually for easy reconfiguration</i>	Movement joint (includes fast release pin) 
	Beam movement joint slide (includes movement joint with fast release pin) 
	Sapper 50 movement joint (includes fast release pin) 
	Sapper 50 beam movement joint slide (includes movement joint with fast release pin) 
	100 X 200 VESA plate adaptor (does not include movement joint) 
200 X 200 VESA plate adaptor (does not include movement joint) 	

Order Code	Ordering Information	
Example: SAP-MJ	<i>Specify:</i>	
SAP-MJ	Sapper movement joint	1. Pattern number

USA made standard monitor arm is available in a silver finish for a \$113 upcharge to the standard finish by specifying a 613 finish. The standard arm with a 613 finish is BAA-(Buy American Act) and TAA- compliant (Trade Agreements Act).



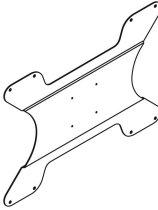
pattern number	list price
SAP MJ	\$51.
SAP B MJ	88.
SAP MA 50S MJ	108.
SAP B MJ 50	172.
SAP VESA 100 200	60.
SAP VESA 200 200	76.

Mounting and Application Information
See page 128 for comprehensive mounting, application and construction information.

Sapper™ Monitor Arm Collection

Movement Joints and VESA Plate Adaptors

by Richard Sapper

description	
 <i>Beam movement joint slides can be ordered individually for easy reconfiguration</i>	300 X 300 VESA plate adaptor (does not include movement joint)
	
400 X 400 VESA plate adaptor (does not include movement joint)	
	

pattern number	list price
SAP VESA 300 300	\$92.
SAP VESA 400 400	108.

Order Code	Ordering Information	
Example: SAP-MJ	<i>Specify:</i>	
SAP-MJ	Sapper movement joint	1. Pattern number

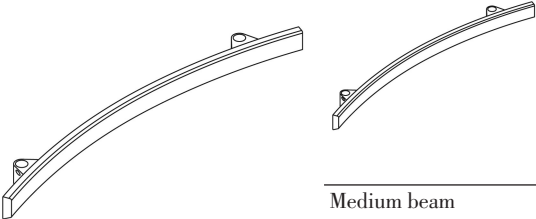
USA made standard monitor arm is available in a silver finish for a \$113 upcharge to the standard finish by specifying a 613 finish. The standard arm with a 613 finish is BAA-(Buy American Act) and TAA- compliant (Trade Agreements Act).

Mounting and Application Information
See page 128 for comprehensive mounting, application and construction information.

Sapper™ Monitor Arm Collection

Beams

by Richard Sapper

type	description	
	Small beam	50" beam (includes mast-to-beam bracket and 6 beam cable management clips)
	Medium beam	64" beam (includes mast-to-beam bracket and 8 beam cable management clips)

Beam comes with mast-to-beam brackets and beam cable management clips. Order mounting option, mast option and movement joint slides separately for full mounting solution.

Order Code	Ordering Information
Example: SAP-B-S	Specify:
SAP-B-S Sapper small beam	1. Pattern number

pattern no.	list price
SAP B S	\$494.
SAP B M	549.

Mounting and Application Information
See page 128 for comprehensive mounting and application information.

Sapper™ Monitor Arm Collection

Masts

by Richard Sapper



Masts come in various sizes to accommodate different monitor mounting solutions

description	
	8" Mast (includes adjustment knob and 1 cable management clip)
	12" Mast (includes adjustment knob and 2 cable management clips)
	16" Mast (includes adjustment knob and 2 cable management clips)
	24" Mast (includes adjustment knob and 2 cable management clips)
	32" Mast (includes 2 adjustment knobs and 4 cable management clips)

Order Code

Example: **SAP-MST-12**

SAP-MST- Sapper 12" mast

12

pattern no.	list price
SAP MST 8	\$79.
SAP MST 12	85.
SAP MST 16	91.
SAP MST 24	136.
SAP MST 32	204.






Mounting and Application Information

See page 128 for comprehensive mounting, application and construction information.

Sapper™ Monitor Arm Collection

Adjustment Knobs and Mast Cable Management Clips

by Richard Sapper

<div></div> <div>Adjustment knobs and cable management clips can be ordered individually</div>	description	
	Adjustment knob	
	Mast cable management clips (set of 10)	
	Beam cable management clips (set of 10)	
	Beam mast cable management clips (set of 2)	

Order Code	Ordering Information
Example: SAP-MST-KN-(B)	<i>Specify:</i>
SAP-MST- Sapper adjustment knob	1. Pattern number
KNB	2. Finish where required
B Black knob	<i>Knob Finish Option:</i>
	Red (R)
	Black (B)

pattern no.	list price
SAP MST KNB ()	\$15.
SAP MST CM	23.
SAP B CM	22.
SAP B MST CM	34.











Mounting and Application Information
See page 128 for comprehensive mounting and application information.

Sapper™ Monitor Arm Collection

Mounting Options

by Richard Sapper

KnollExtra

	description
 <i>Wide selection of interchangeable mounting options provide ultimate flexibility</i>	Two-piece Table Clamp Mount 
	Deep Table Clamp Mount 
	Heavy Duty Clamp Mount 
	Grommet Mount 
	Fixed Table Mount 
	Antenna Table Center Beam Center Mount 
	Antenna Table Center Beam Side Mount 
	Slat Wall Mast Mount 
	Direct Slat Wall Mount 

Order Code	Ordering Information	
Example: SAP-CLMP	Specify: 1. Pattern number 2. Finish where required	<i>Antenna table center beam side mount finish options:</i> Jet Black (111) Brown (112) Dark Grey (113) Folkstone (114) Medium Grey (115) Sandstone (116) Soft Grey (117) Bright White (118) Dark Red (130) Slate Blue (131) Beige Mist Metallic (611) Medium Metallic Grey (612) Silver Metallic (613)
SAP-CLMP		
Sapper table clamp		

pattern no.	list price
SAP CLMP	\$63.
SAP CLMP DP	97.
SAP CLMP HD	91.
SAP GRMT	66.
SAP FTM	45.
SAP ANT CTR	50.
SAP ANT SIDE ()	57.
SAP SW MST	79.
SAP SW DIR	85.

Mounting and Application Information
See page 128 for comprehensive mounting, application and construction information.

Sapper™ Monitor Arm Collection

Mounting Options

by Richard Sapper



Wide selection of interchangeable mounting options provide ultimate flexibility

description	
Wall Mast Mount	
Direct Wall mount	
Interpole Slot Mount	
Interpole Direct Channel Mount	
Interpole Channel Mast Mount	
Interpole Slot Mast Mount	
Compact Arm Direct Slat Wall Mount	
Compact Arm Direct Wall Mount	

Order Code	Ordering Information	
Example: SAP-CLMP	Specify: 1. Pattern number 2. Finish where required	Antenna table center beam side mount finish options: Jet Black (111) Brown (112) Dark Grey (113) Folkstone (114) Medium Grey (115) Sandstone (116) Soft Grey (117) Bright White (118) Dark Red (130) Slate Blue (131) Beige Mist Metallic (611) Medium Metallic Grey (612) Silver Metallic (613)
SAP-CLMP Sapper table clamp		

pattern no.	list price
SAP WL MST	\$74.
SAP WL DIR	79.
SAP POLE SLOT	108.
SAP POLE DCH	162.
SAP POLE CH MST	162.
SAP POLE SLOT MST	108.
SAP SW DIR C	79.
SAP WL DIR C	73.

Mounting and Application Information
See page 128 for comprehensive mounting, application and construction information.

Sapper™ Monitor Arm Collection

Mounting Options

by Richard Sapper



Wide selection of interchangeable mounting options provide ultimate flexibility



Order Code	Ordering Information	
Example: SAP-CLMP	Specify: 1. Pattern number 2. Finish where required	Antenna table center beam side mount finish options: Jet Black (111) Brown (112) Dark Grey (113) Folkstone (114) Medium Grey (115) Sandstone (116) Soft Grey (117) Bright White (118) Dark Red (130) Slate Blue (131) Beige Mist Metallic (611) Medium Metallic Grey (612) Silver Metallic (613)
SAP-CLMP Sapper table clamp		

pattern no.	list price
SAP 50 WL DIR	\$135.
SAP POLE50 SLOT	162.
SAP POLE50 DCH	215.

Mounting and Application Information
See page 128 for comprehensive mounting, application and construction information.

Mounting and Application Information:

- All Sapper standard monitor arms:
- Maximum weight of 20 lbs * per arm, weight limits vary by mounting option
 - Ship standard with fast release movement joint
 - Offer 165 degrees of monitor tilt up and down, 180 degrees of swivel left and right and 360 degrees of rotation for portrait and landscape viewing
 - Fold into themselves to be highly compact at (only 2 7⁄8" when fully compressed)
 - Are durable and lightweight (standard arm weighs only 2.6 pounds)

- All Sapper 50 monitor arms:
- Maximum weight of 50 lbs. per arm for single arm and 30 lbs. per arm for double, weight limits vary by mounting option
 - Ship standard with fast release movement joint
 - Offer 117 degrees of monitor tilt up and down, 180 degrees of swivel left and right and 360 degrees of rotation for portrait or landscape viewing
 - Fold into themselves to be highly compact (only 4.75" when fully compressed)

*Please note this limit accommodates up to 95% of monitors on the market. There is not a specific monitor size maximum limitation for a single Sapper monitor arm. A larger size (e.g., 24" widescreen) does not necessarily equate to a higher weight monitor. It is key to understand the application to know if a certain size monitor will fit within a space and/or if there are multiple monitors. Also, it is important to note weight limitations vary by application. See details below.

Weight Limits:
Weight limitations for individual mounting options are outlined below. Taken together (both the mounting option weight limit and the individual arm limit) you can determine the best mounting approach for your client given the number of monitors they desire to mount and the weight of those monitors. Weight limits are outlined by mounting option on the next few pages.

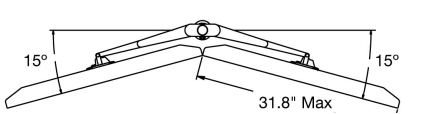
For example, if you want to mount two monitors on a worksurface with a grommet mount and each of those monitors weighs 18 lbs (2 monitors x 18 lbs each equals 36 lbs total), we can accommodate that with the 45 lbs weight limit for the 24" mast on a grommet mount and the 20 lbs limitation for each arm. However, we cannot accommodate three monitors weighing 18 lbs each (3 monitors x 18 lbs each equals 54 lbs total) with a 24" mast on a grommet mount, because the maximum weight limitation on a single mast is 45 lbs for this mount.

Size Limits:

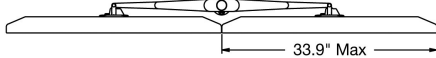
Monitor Arms
There is no specific maximum size for a single arm solution (outside the limitations of the space in which you are trying to put it). When mounting two monitors, the maximum outer horizontal width per monitor is 31.8" for a cockpit solution or 33.9" for a flat positioning flush next to each

other. For three monitors, the maximum outer horizontal width per monitor is 19.4" for a cockpit solution or 20.5" for a flat positioning flush next to each other in a row. Clients can accommodate larger screen monitors in triples by turning monitor screens to a portrait position.

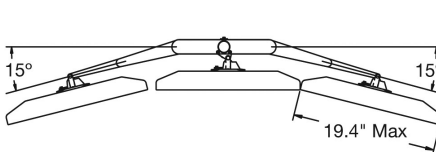
Sapper multiple monitor Standard Arm Configurations:



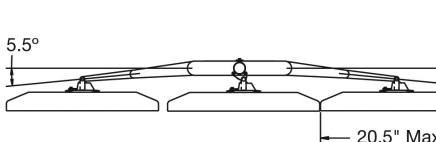
Double Cockpit



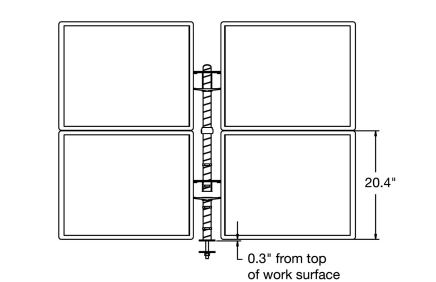
Double Flat



Triple Cockpit



Triple Flat

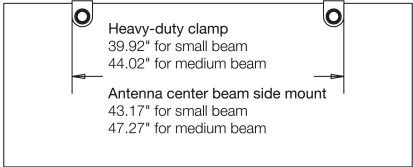


Maximum Monitor Height on a 32" Mast for Double Stacked Monitors

Please note while four monitors (two-on-two) are shown above, the height limitation apply to six monitor (three-on-three) configurations as well.

KEY NOTE: Flat panel monitor manufacturers refer to their products by diagonal screen measurements. So a 19" widescreen monitor has a 19" screen measured diagonally, but is not necessarily 19" in horizontal width (refer to manufacturers specifications for specific overall height and width).

Beams
For beam solutions, the length of the desktop or Antenna center beam must be at least the width between the outside of the two mounts. For the heavy duty mount, this distance is 39.92" for the small beam and 44.02" for the medium beam. For the Antenna center beam side mount, this distance is 43.17" for the small beam and 47.27" for the medium beam. The length of the workspace in both scenarios must be at least the length of the beam. If monitors extend beyond the end of the beam, additional workspace is required. For additional size guidelines and limitations, please see the Easy Order Beam Kit Guide.



Monitor Mounting:

Our Sapper monitor arms are compatible with the international Video Electronics Standard Association (VESA) industry interface standard and a monitor must be compliant with this standard to be mounted. The standard movement joint (20 lbs maximum) has the VESA standard 75 mm x 75 mm (2.95" x 2.95") and 100 mm x 100 mm (3.94" x 3.94") hole patterns; the Sapper 50 movement joint (50 lbs maximum) has the VESA standard 100 mm x 100 mm (3.94" x 3.94") hole pattern. If your customer has a recessed monitor back with only 75 mm x 75 mm holes, additional spaces will be needed to ensure proper fit. Contact Customer Service for more details including part and pricing information.

A VESA plate adaptor may be necessary for larger monitors and televisions and can be ordered separately in the sizes of 100 mm x 200mm (M5 screws), 200mm x 200mm (M6 screws), 300mm x 300mm (M8 screws) and 400mm x 400mm/400mm x 600mm (M8 screws). Adaptors ship with separate installation instructions and may require spacers. Knoll VESA plate adaptors ship with screws to attach the adaptor to the Knoll VESA plate but do not ship with screws to attach the adaptor to the monitor or television (see screw sizes listed above, English size equivalents may be needed instead); screw length is dependent on the specific monitor or television and screw should be tested prior to installation to ensure correct length. Knoll is not responsible for use of incorrect screws.

Knoll and its dealers will not take the responsibility for mounting the monitor to the arm. The end user's IT department must confirm VESA mounting compliance and mount the monitor to the arm using customer's own screws. The most common screws are M5 x 8mm and M5 x 10mm.

Please follow installation instructions closely (available in each kit box shipped as well as on Knoll Exchange).

Apple Computer Note:
VESA Adapters are required for Thunderbolt Displays and iMacs, available from apple.com. Contact Apple directly for VESA Adaptor options on specific iMac models as some may need to be purchased with integrated VESA Mount Adapters. With these adapters, the displays will mount to the 100mm x 100mm hole pattern. iMac 21.5" can be mounted on Sapper and Sapper XYZ. All other Apple displays must be mounted on Sapper 50 due to weight specifications.

Clamp Mounting:

Two-Piece Table Clamp Mounting:

The standard two-piece table clamp is easy to install or retrofit and works on most worksurfaces or desks that are a minimum of 1 1⁄8" thick solid core. The maximum worksurface thickness is 2 3⁄4". There are four settings to accommodate a range of worksurface thicknesses. For the fourth setting to accommodate the thickest worksurfaces you must invert the lower mounting plate to allow the mount to clamp the maximum 2 3⁄4". It is important to mock up the table clamp, particularly on competitive product to ensure a proper fit. The clamp is not compatible with Morrison Network.

Deep Table Clamp Mounting:

This clamp is one piece and works on most surfaces. The deep table clamp mount is intended to clear most knife-edge (45 degree angle) desks or worksurfaces.

Heavy-Duty Table Clamp Mounting:

This clamp is intended for heavier weight applications. Please note that individual monitor arm weight limitations still apply.

Grommet Mounting:

With all systems furniture, it is important to pass monitor and peripheral plugs through grommet mount cover while it is still loose. Please note the grommet mount is compatible with Morrison, Autostrada, Reff, Propeller, Scope and Wa, but is not compatible with the Graham Collection or Dividends Horizon grommet holes. To use on Morrison Network, spacers must be requested through Customer Service. The required cutout in the worksurface is 3" x 1.77", which includes room for the threaded stud (actual hole in the grommet plate is 2" x 1.77").

Fixed Table Mounting:

Installers will need to drill a permanent hole into the worksurface so the mast will be fixed to a dedicated location on the worksurface. Please note with this mounting, the mast will not be able to be moved without leaving a permanent hole. The worksurface must be of adequate structure and we recommend a minimum of 1 1⁄8" thick solid core for adequate structural integrity. Knoll cannot be held responsible for the structural integrity of non-Knoll worksurfaces.

Crinion Open Table Center Channel Mounting:

This mount is intended to provide maximum worksurface or desk usage by mounting to the center channel. Note that when used for individuals, you will need to stagger users across the table.

Dividends Horizon Benching Mounting:

This mount is intended to provide maximum worksurface or desk usage by mounting in between worksurfaces. It clamps to worksurfaces ranging from 3⁄8" to 1 1⁄8". Note that when used for individuals, you will need to stagger users across the table. This mount is designed for use with Dividends Horizon flat profile panel trim, and is not compatible with radius profile.

Antenna Table Center Beam Center Mounting:

This mount is intended to provide maximum worksurface or desk usage by mounting to the center beam. Note that when used for individuals, you will need to stagger users across the table.

Antenna Table Center Beam Side Mounting:

This mount allows you to clear the flip door while allowing for maximum worksurface usage and individual height adjustment without the need to stagger users. Please note a screen can be mounted in the center beam with a monitor arm in front of it. The fit will be snug and flush with the screen.

Slat Wall Mast Mounting:

For single monitor mounting, you can use either the slat wall mast mount or direct slat wall mount. For double or triple monitor mounting, you must use the slat wall mast mount. The slat wall direct mount cannot be used for multiple monitors.

Works with most Knoll slat board and slat wall profiles, however, load ratings vary across products and mounting approaches. Please review product breakdown on the following pages to ensure compatibility with your specific application needs.

Orchestra/KnollExtra slat board must be mounted to an architectural wall if a flat panel monitor arm is to be mounted to it. You can only use this slat board when it is wall-mounted as outlined below. Knoll cannot be held responsible for the structural integrity of a wall so please work with clients to ensure their wall is structurally sound to hold the slat board, the arm configuration and the monitor weight.

Slat Wall Direct Mounting (for both standard and compact arm):

For single monitor mounting, you can use either the slat wall mast mount or direct slat wall mount. For double or triple monitor mounting, you must use the slat wall mast mount. The slat wall direct mount cannot be used for multiple monitors.

Please note that the Compact Arm Direct Wall Mount is specific to the compact arm. You cannot use the standard mount with the compact arm or a standard arm with the compact mount.

Works with most Knoll slat board and slat wall profiles, however, load ratings vary across products and mounting approaches. Please review product breakdown on the following pages to ensure compatibility with your specific application needs.

Orchestra/KnollExtra slat board must be mounted to an architectural wall if a flat panel monitor arm is to be mounted to it. You can only use this slat board when it is wall-mounted as outlined below. Knoll cannot be held responsible for the structural integrity of a wall so please work with clients to ensure their wall is structurally sound to hold the slat board, the arm configuration and the monitor weight.

Direct Wall Mast Mounting:

For single monitor mounting, you can use either the direct wall mast mount or direct wall mount. For double or triple monitor mounting, you must use the wall mast mount. The direct wall mount cannot be used for multiple monitors.

For use on architectural walls only as outlined further on this page. Knoll cannot be held responsible for the structural integrity of a wall so please work with clients to ensure their wall is structurally sound to hold the arm configuration and the monitor weight. See above for weight limits if mounting slat wall to an architectural wall.

Direct Wall Mounting (for both standard and compact arm):

For single monitor mounting, you can use either the direct wall mast mount or direct wall mount. For double or triple monitor mounting, you must use the wall mast mount. The direct wall mount cannot be used for multiple monitors.

Please note that the Compact Arm Direct Wall Mount is specific to the compact arm. You cannot use the standard mount with the compact arm or a standard arm with the compact mount.

For use on architectural walls only as outlined further on this page. Knoll cannot be held responsible for the structural integrity of a wall so please work with clients to ensure their wall is structurally sound to hold the arm configuration and the monitor weight. See above for weight limits if mounting slat wall to an architectural wall.

Sapper 50 Direct Wall Mounting (for Sapper 50 monitor arm):

For single monitor mounting, you can use either the direct wall mast mount or direct wall mount.

Please note that the Sapper 50 Direct Wall Mount is specific to the Sapper 50 arm. You cannot use the standard mount with the Sapper 50 arm or a standard arm with the Sapper 50 mount.

For use on architectural walls only as outlined further on this page. Knoll cannot be held responsible for the structural integrity of a wall so please work with clients to ensure their wall is structurally sound to hold the arm configuration and the monitor weight.

Interpole Mounting

Sapper arms can be mounted on either the slot or channel sides of Interpole with the proper mount. Mounts can be moved after installation but the pole may have residual markings.

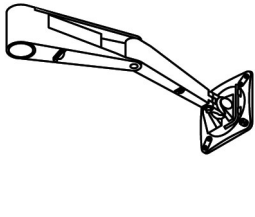
If screens are mounted on the slot side, use the channel mount. If overheads are mounted on the slot side, then a SapperXYZ with extended channel mount will be necessary for full adjustability.

Cable Management:

Monitor Arms

External cable management allows for easy installation and removal of monitors. There are gates under the arm that will contain wires from the monitor to plastic cable management clips that go on the mast to keep wires tidy to the electrical socket.

Gates

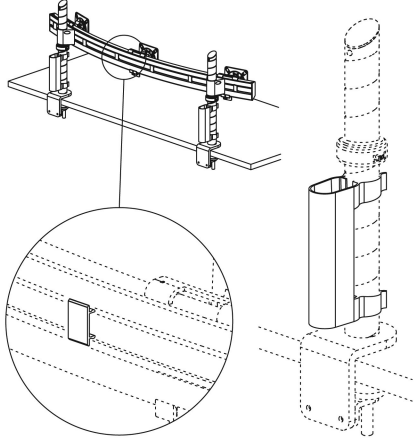


Clips



Beams

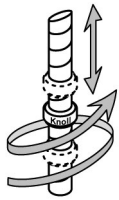
For the beam solutions, there are beam cord management clips on the back of the beam (6 on the small, 8 on the medium) that can hold wires from the monitor to the mast cable management. The beam mast cable management is wider than the standard mast cable management to accommodate multiple monitor wires.



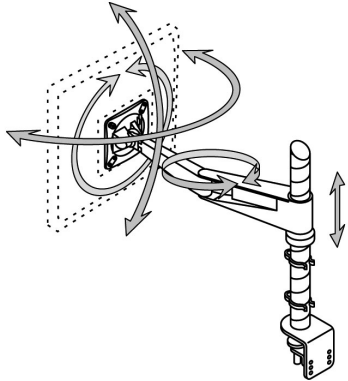
Adjustment:

The Sapper monitor arm collection offers intuitive adjustment. To adjust the height, you simply manually lift the arm and twist the adjustment knob like a screw up or down the mast to a comfortable setting. The easiest way to lift the monitor is to fold it in before making the adjustment. To adjust the depth, you can move the arm in or out. You can also rotate the monitor 360 degrees for landscape or portrait viewing and adjust the swivel back and forth 180 degrees and tilt up and down 165 degrees. The arm folds in and out from 2 7/8" fully compressed to approximately 17" when fully extended.

Height Adjustment



Rotation, Swivel, Tilt and Depth Adjustment

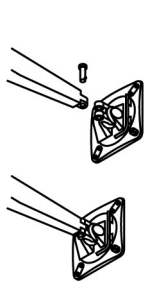


Fast Release:

Monitor Arms

Allows for swift installation and removal of flat panel monitors by merely popping the quick release pin up to remove monitor with movement joint/back plate attached.

Fast Release



Beams

Allows for swift installation and removal of flat panel monitors by merely pulling the bottom of the movement joint slide toward the user from the beam while lifting the top of the monitor up.

For installations with Fast Release Wall Cords, simply pull the cord down while lifting the top of the monitor up.

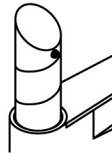
Theft Deterrence:

All movement joints come with a set screw within the fast release pin, to prevent fast release if so desired. Also there is a set screw at the top of the mast to deter removal of the entire arm and monitor from the mast.

Deactivate Fast Release with Set Screw



Set Screw to Prevent Arm Removal



Compatibility:

The Sapper Monitor Arm Collection is not compatible with the Wishbone Flat Panel Monitor Support System (i.e., Wishbone, Zorro or Rotation arms, posts, tool bars, brackets, mounting, etc.). They have been designed independently and as such parts from one system cannot be used with the other.

Monitors cannot be mounted on KnollExtra®/Orchestra® load bars.

Installation Instructions:

Comprehensive installation instructions will be shipped with product and are also available on Knoll Exchange for easy reference.

Construction:

Arm: die cast aluminum with a cold rolled steel top plate

Mast: anodized aluminum extrusion

Beam: satin anodized extruded aluminum

Adjustment knob: nylon undermold with a TPU overmold

Movement joint (includes fast release monitor plate): plastic bushings, zinc and plastic molded plastic tilt friction components and glass filled nylon VESA plate

Movement joint slide: aluminum, powder coated silver

VESA plate adaptors: steel

Table clamp, grommet mount, fixed table mount, COT Center channel mount, DH Benching mount, Antenna center beam center mount: steel

Slat wall and wall mounts (both mast mount and direct, both standard and compact sizes): die cast aluminum with steel back plates

Double arm bracket: die cast aluminum, steel top plate, extruded aluminum posts, plastic upper and lower bushings

Triple support arm bracket: die cast aluminum, steel top plate, extruded aluminum posts, plastic upper and lower bushings

Mast-to-beam bracket: aluminum, powder coated silver

Cable management: transparent polycarbonate clips on the mast and beam; plastic gates under standard arms

Antenna and Quadruple support arm bracket: die cast aluminum

Two-Piece Table Clamp, Deep Table Clamp, Heavy-Duty Table, Clamp, Grommet, Fixed Table, Crinion Open Table Center Channel, Dividends Horizon Benching and Antenna Center Beam Table Mounting: steel

Antenna Table Center Beam Side Mounting: die-cast Aluminum

Slat Wall and Wall Mounts both Direct Mast Mounting, Direct Mounting and Sapper 50 Direct Mounting (for both standard and compact arms): Die-cast Aluminum with steel back plates

Quadruple arm bracket: Die-cast Aluminum

Sapper Monitor Arm Collection Mounting Options by Product Line

	Two-Piece Table Clamp	Deep Table Clamp	Heavy Duty Table Clamp	Grommet Mount	Fixed Table Mount	Crinion Open Table Center Channel Mount	Dividends Horizon Benching Mount	Antenna Center Beam Center / Side Mounts	Slat Wall* Direct Wall Mounts*
Morrison	Yes	Yes	Yes	Yes	Yes	No	No	No	No
Morrison Network	No	No	No	Yes, but needs spacer through CPD	Yes	No	No	No	No
Currents	Yes	Yes	Yes	Yes	Yes	No	No	No	Yes
Autostrada AS1	Yes (non tapered edge only)	Yes	Yes	Yes	Yes	No	No	No	Yes
Autostrada AS2	Yes (non tapered edge only)	Yes	Yes	Yes	Yes	No	No	No	No
Autostrada AS3	Yes (non tapered edge only)	Yes	Yes	Yes	Yes	No	No	No	Yes
Crinion Open Table / AS4	Yes (non tapered edge only)	Yes	Yes	No	Yes	Yes	No	No	Yes**
Reff	Yes	Yes	Yes	Yes	Yes	No	No	No	No
Dividends Horizon	Yes	Yes	Yes	No	Yes	No	Yes	No	Yes**
Equity	Yes	Yes	Yes	No	Yes	No	No	No	No
Cascade Edge Worksurfaces	Yes (non tapered edge only)	Yes	Yes	Yes	Yes	No	No	No	No
Template	Yes	Yes	Yes	No	Yes	No	No	No	No
Graham Collection	Yes	Yes	Yes	No	Yes	No	No	No	No
Antenna	Yes	Yes	Yes	Yes	Yes	No	No	Yes	No
Upstart	Yes	Yes	Yes	No	Yes	No	No	No	No
Interaction	Yes	Yes	Yes	No	Yes	No	No	No	No
Magnusson	Yes	Yes	Yes	Yes	Yes	No	No	No	No
Propeller	Yes	Yes	Yes	Yes	Yes	No	No	No	No

*See Slat Wall and Direct Wall Weight Limits and Notes in the following chart.

**Not an option for Sapper 50 monitor arm.

Slat Wall Mounting Weight Limits

Note: Weight limit per arm is 20 lbs. for standard, compact and sleeve monitor arms unless weight limit for mounting option specified is less.

Weight limit per arm is 50 lbs. for Sapper 50 arm and sleeve unless weight limit for mounting option specified is less.

Currents Spine / Autostrada AS1 Spine				Autostrada Applied Wall / AS3			Dividends Horizon panel			KnollExtra / Orchestra® slat			Crinion Open Table Center Screen			Reff / Autostrada AS2 P Vertical Panel		
	Standard, Compact, Sleeve	Sapper 50 arm	Sapper 50 sleeve	Standard, Compact, Sleeve	Sapper 50 arm	Sapper 50 sleeve	Standard, Compact, Sleeve	Sapper 50 arm	Sapper 50 sleeve	Standard, Compact, Sleeve	Sapper 50 arm	Sapper 50 sleeve	Standard, Compact, Sleeve	Sapper 50 arm	Sapper 50 sleeve	Standard, Compact, Sleeve	Sapper 50 arm	Sapper 50 sleeve
Direct Mount	20 lbs.	N/A	N/A	20 lbs.	N/A	N/A	20 lbs.	N/A	N/A	20 lbs.	N/A	N/A	15 lbs.	N/A	N/A	20 lbs.	N/A	N/A
Mast Mount																		
8" Mast	60 lbs.	22.5 lbs.	50 lbs.	60 lbs.	22.5 lbs.	50 lbs.	10 lbs.	N/A	N/A	45 lbs.	22.5 lbs.	45 lbs.	15 lbs.	N/A	N/A	60 lbs.	27.5 lbs.	50 lbs.
12" Mast	60 lbs.	N/A	50 lbs.	60 lbs.	N/A	50 lbs.	7.5 lbs.	N/A	N/A	45 lbs.	22.5 lbs.	45 lbs.	10 lbs.	N/A	N/A	60 lbs.	25 lbs.	50 lbs.
16" Mast	50 lbs.	N/A	50 lbs.	50 lbs.	N/A	50 lbs.	5 lbs.	N/A	N/A	30 lbs.	22.5 lbs.	30 lbs.	5 lbs.	N/A	N/A	60 lbs.	25 lbs.	50 lbs.
24" Mast	30 lbs.	N/A	50 lbs.	30 lbs.	N/A	30 lbs.	N/A	N/A	N/A	15 lbs.	N/A	N/A	N/A	N/A	N/A	60 lbs.	22.5 lbs	50 lbs.
32" Mast	20 lbs.	N/A	50 lbs.	20 lbs.	N/A	20 lbs.	N/A	N/A	N/A	15 lbs.	N/A	N/A	N/A	N/A	N/A	60 lbs.	20 lbs.	50 lbs.
	Note: No maximum total load limit.			Note: Mounting requires special mount plate through CPD as slat wall pitch is different than other AS product; No maximum total load limit.			Note: Maximum total load limit is 30 lbs. per slat wall.			Note: Can only be mounted on a structural architectural wall; Must use one Orchestra® wall mount bracket (OR-BKT-WM) per arm installed on 24" on center maximum; No maximum total load limit.			Note: Can only be used in combination with the Autostrada buttress (see AS price list); Must be used with COT mid-span support positioned under each buttress; Maximum total load limit is 45 lbs. per screen face. Weight limits above are per face or side of screen.			Note: Must use AS WRB slatwall reinforcement bracket.		

Mounting Option Weight Limits

Mounting Option	Weight Limit											
	8" & 12" & 16"				24"				32"			
	Standard, Compact, Sleeve	Sapper 50	Sapper 50 double	Sapper 50 sleeve arm	Standard, Compact, Sleeve	Sapper 50	Sapper 50 double	Sapper 50 sleeve arm	Standard, Compact, Sleeve	Sapper 50	Sapper 50 double	Sapper 50 sleeve arm
Two-Piece Table Clamp*	60 lbs.	50 lbs.	60 lbs.	50 lbs.	75 lbs.	40 lbs.	50 lbs.	50 lbs.	75 lbs.	35 lbs.	45 lbs.	50 lbs.
Deep Table Clamp*	60 lbs.	50 lbs.	32 lbs.	50 lbs.	75 lbs.	42 lbs.	30 lbs.	50 lbs.	75 lbs.	42 lbs.	20 lbs.	50 lbs.
Heavy Duty Table Clamp*	60 lbs.	50 lbs.	60 lbs.	50 lbs.	120 lbs.	42 lbs.	50 lbs.	50 lbs.	120 lbs.	40 lbs.	45 lbs.	50 lbs.
Grommet Mount	60 lbs.	50 lbs.	65 lbs.	50 lbs.	45 lbs.	45 lbs.	60 lbs.	100 lbs.	45 lbs.	40 lbs.	50 lbs.	100 lbs.
Fixed Table Mount	80 lbs.	50 lbs.	60 lbs.	50 lbs.	85 lbs.	50 lbs.	55 lbs.	100 lbs.	85 lbs.	50 lbs.	50 lbs.	100 lbs.
Crinion Open Table Center Channel Mount	60 lbs.	50 lbs.	N/A	50 lbs.	40 lbs.	40 lbs.	N/A	50 lbs.	40 lbs.	35 lbs.	N/A	50 lbs.
Dividends Horizon Benching Mount	60 lbs.	50 lbs.	N/A	50 lbs.	40 lbs.	40 lbs.	N/A	50 lbs.	40 lbs.	35 lbs.	N/A	50 lbs.
Antenna Center Beam Center Mount	80 lbs.	50 lbs.	90 lbs.	50 lbs.	100 lbs.	50 lbs.	70 lbs.	100 lbs.	100 lbs.	50 lbs.	50 lbs.	100 lbs.
Antenna Center Beam Side Mount*	60 lbs.	50 lbs.	80 lbs.	50 lbs.	100 lbs.	50 lbs.	60 lbs.	100 lbs.	100 lbs.	50 lbs.	50 lbs.	100 lbs.

Note: For standard, compact and sleeve arms, mast heights 8", 12" and 16" maximum load limit achieved using quadruple monitor arm bracket. 24" and 32" mast maximum load limit achieved using quadruple monitor arm bracket or stacking arms.

Note: For Sapper 50 arms, mast heights 8", 12" and 16" maximum load limit achieved using single arm. 24" and 32" mast maximum load limit achieved using single arm or stacking arms.

Note: single/double/triple/quadruple solutions can hold 20 lbs. per arm, Sapper 50 single can hold up to 50 lbs. per arm, Sapper 50 double can hold up to 30 lbs. per arm.

*Quadruple monitor arm not an option.

Interpole Mounting Weight Limits

Note: Inerpole can hold 100 lbs. of weight per side, on a maximum of two opposite sides.

Wall Mounting Weight Limits

Note: for Standard arms, weight limit per arm is 20 lbs., unless weight limit for mounting option specified is less.

Note: For Sapper 50 single, weight limit per arm is 50 lbs., unless weight limit for mounting option specified is less.

Note: For Sapper 50 double, weight limit per arm is 30 lbs., unless weight limit for mounting option specified is less.

	Standard, Compact, Sleeve	Sapper 50	Sapper 50 double	Sapper 50 sleeve arm
Direct Mount	20 lbs.	50 lbs.	N/A	50 lbs.
Mast Mount:				
8" Mast	75 lbs.	50 lbs.	60 lbs.	50 lbs.
12" Mast	75 lbs.	47.5 lbs.	60 lbs.	50 lbs.
16" Mast	75 lbs.	45 lbs.	60 lbs.	50 lbs.
24" Mast	75 lbs.	42.5 lbs.	60 lbs.	50 lbs.
32" Mast	70 lbs.	32.5 lbs.	60 lbs.	50 lbs.

Sapper Multiple Monitor Beam Solutions Weight Limits and Mounting Notes

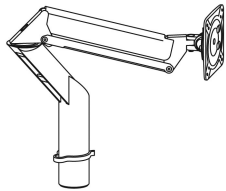
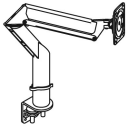
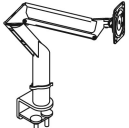
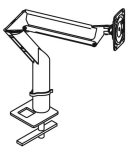

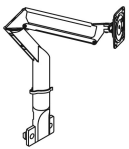
Item	Standard movement joint slide	Sapper 50 movement joint slide
One row (3-4 monitors):		
Small beam on 16" mast	100 lbs	200 lbs
Small beam on 24" mast	100 lbs	200 lbs
Medium beam on 16" mast	100 lbs	200 lbs
Medium beam on 24" mast	100 lbs	200 lbs
Two rows (6-8 monitors):		
2 small beams on 32" mast	200 lbs	200 lbs
2 medium beams on 32v mast	200 lbs	200 lbs

*Note: You can purchase pieces outside of kits and support additional monitors that will physically fit, only up to weight limits listed.

20 lbs per standard monitor mount, 50 lbs per Sapper 50 monitor mount

Sapper XYZ® Monitor Arm Series
Easy Order Sapper XYZ Single Arm Kits
by Richard Sapper

KnollExtra

	type	description
 <i>Kit includes everything needed to mount one monitor to a worksurface: Sapper XYZ monitor arm, movement joint, cable management clips and mounting option (see right for options).</i>	Two-piece Table Clamp Mount	Sapper XYZ monitor arm table clamp kit
		
	Deep Table Clamp Mount	Sapper XYZ monitor arm deep table clamp kit
		
	Grommet Mount	Sapper XYZ monitor arm grommet mount kit
		
	Fixed Table Mount	Sapper XYZ monitor arm fixed table mount kit
		
	Antenna Center Beam Side Mount	Sapper XYZ monitor arm Antenna center beam side mount kit
		

pattern no.	silver finish list price	standard finish list price
XYZ MA S CLMP K ()	\$468.	\$407.
XYZ MA S CLMP DP K ()	547.	477.
XYZ MA S GRMT K ()	481.	418.
XYZ MA S FTM K ()	449.	391.
XYZ MA S ANT SIDE K ()	468.	408.

Order Code	Ordering Information	
Example: XYZ-MA-S-CLMP-K- (111)	<i>Specify:</i>	
XYZ	1. Pattern number	
MA	2. Finish	
S	Kits do not require any additional mounting specifications.	
CLMP	<i>Standard Monitor Arm Finish Options:</i>	
K	Jet Black (111)	
111	Medium Grey (115)	
	Bright White (118)	
	<i>Silver Monitor Arm Finish Option:</i>	
	Silver (613)	
	<i>Mount Finish Option Note:</i>	
	All mounting options come in a black finish, with the exception of the Antenna Center Beam Side Mount which will come in the same finish color that was specified for the arm.	
	<i>Arm Finish Option Note:</i>	
	All monitor arm finishes are monochromatic with the exception of Bright White, which has a light grey shroud.	

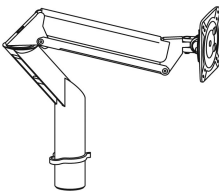

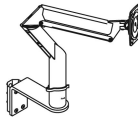
Mounting and Application Information
See page 152 for comprehensive mounting, application and construction information.

Sapper XYZ® Monitor Arm Series

Easy Order Sapper XYZ Single Arm Kits

by Richard Sapper

KnollExtra

	type	description	
 <i>Kit includes everything needed to mount one monitor to a worksurface: Sapper XYZ monitor arm, movement joint, cable management clips and mounting option (see right for options).</i>	Interpole Slot Mount	Sapper XYZ monitor arm Intepole slot mount kit	
		Interpole Direct Channel Mount	Sapper XYZ monitor arm Intepole direct channel mount kit
		Interpole Extended Channel Mount	Sapper XYZ monitor arm Intepole extended channel mount kit

pattern no.	silver finish list price	standard finish list price
XYZ MA S POLE SLOT K	\$524.	\$456.
XYZ MA S POLE DCH K	585.	509.
XYZ MA S POLE ECH K	646.	562.

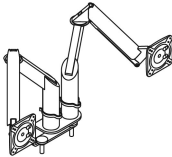
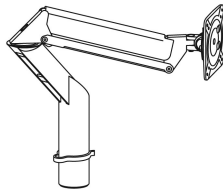
Order Code	Ordering Information	
Example: XYZ-MA-S-CLMP-K-(111)	<i>Specify:</i>	
XYZ	1. Pattern number	
MA	2. Finish	
S	Kits do not require any additional mounting specifications.	
CLMP	<i>Standard Monitor Arm Finish Options:</i>	
K	Jet Black (111)	
111	Medium Grey (115)	
	Bright White (118)	
	<i>Silver Monitor Arm Finish Option:</i>	
	Silver (613)	
	<i>Mount Finish Option Note:</i>	
	All mounting options come in a black finish, with the exception of the Antenna Center Beam Side Mount which will come in the same finish color that was specified for the arm.	
	<i>Arm Finish Option Note:</i>	
	All monitor arm finishes are monochromatic with the exception of Bright White, which has a light grey shroud.	

Mounting and Application Information
See page 152 for comprehensive mounting, application and construction information.

Sapper XYZ® Monitor Arm Series
Easy Order Dual Sapper XYZ Arm Kit
by Richard Sapper

KnollExtra

type	description
Dual Two-Piece Table Clamp Mount	Dual Sapper XYZ monitor arm table clamp kit



Kit includes everything needed to mount one monitor to a worksurface: Sapper XYZ monitor arm, movement joint, cable management clips and mounting option (see right for options).

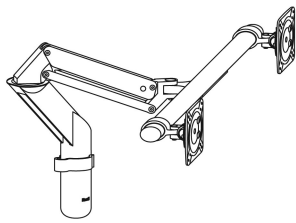
pattern no.	silver finish list price	standard finish list price
XYZ MA D CLMP K ()	\$911.	\$793.

Order Code	Ordering Information
Example: XYZ-MA-S-CLMP-K-(111)	Specify:
XYZ Sapper XYZ	1. Pattern number
MA Monitor arm	2. Finish
S Single arm	Kits do not require any additional mounting specifications.
CLMP Two-piece table clamp mounting option	Standard Monitor Arm Finish Options:
K Kit	Jet Black (111)
111 Jet Black Finish	Medium Grey (115)
	Bright White (118)
	Silver Monitor Arm Finish Option: Silver (613)

Mounting and Application Information
See page 152 for comprehensive mounting, application and construction information.

Sapper XYZ® Monitor Arm Series
Easy Order Sapper XYZ Crossbar Kits
by Richard Sapper

KnollExtra

	type	description
 <p>Kit includes everything needed to mount two monitors to a worksurface: Sapper XYZ Crossbar monitor arm, two movement joints, cable management clip and 2 fastener strips and mounting option (see right for options).</p>	Two-Piece Table Clamp Mount	Sapper XYZ Crossbar monitor arm table clamp kit
	Deep Table Clamp Mount	Sapper XYZ Crossbar monitor arm deep table clamp kit
	Grommet Mount	Sapper XYZ Crossbar monitor arm grommet mount kit
	Fixed Table Mount	Sapper XYZ Crossbar monitor arm fixed table mount kit

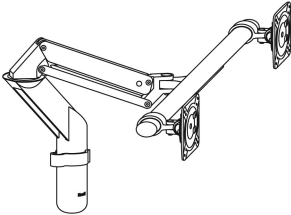
pattern no.	silver finish list price	standard finish list price
XYZ MA C CLMP K ()	\$772.	\$671.
XYZ MA C CLMP DP K ()	913.	794.
XYZ MA C GRMT K ()	825.	718.
XYZ MA C FTM K ()	784.	682.

Order Code	Ordering Information	Order Notes
Example: XYZ-MA-C-CLMP-K-111	Specify: 1. Pattern number 2. Finish	Mount Finish Option Note: All mounting options come in a black finish, with the exception of the Antenna Center Beam Side Mount which will come in the same finish color that was specified for the arm.
XYZ	Sapper XYZ	
MA	Monitor arm	
C	Crossbar	
CLMP	Two-piece table clamp mounting option	
K	Kit	
111	Jet Black Finish	
	Standard Monitor Arm Finish Options: Jet Black (111) Medium Grey (115) Bright White (118) Silver Monitor Arm Finish Option: Silver (613)	

Mounting and Application Information
See page 152 for comprehensive mounting, application and construction information.

Sapper XYZ® Monitor Arm Series
Easy Order Sapper XYZ Crossbar Kits
by Richard Sapper

KnollExtra

	type	description
 <i>Kit includes everything needed to mount two monitors to a worksurface: Sapper XYZ Crossbar monitor arm, two movement joints, cable management clip and 2 fastener strips and mounting option (see right for options).</i>	Antenna Center Beam Side Mount	Sapper XYZ Crossbar monitor arm Antenna center beam side mount kit
	Interpole Slot Mount	Sapper XYZ Crossbar monitor arm Intepole slot mount kit
	Interpole Direct Channel Mount	Sapper XYZ Crossbar monitor arm Intepole direct channel mount kit

pattern no.	silver finish list price	standard finish list price
XYZ MA C ANT SIDE K ()	\$825.	\$718.
XYZ MA C POLE SLOT K	1,002.	871.
XYZ MA C POLE DCH K	1,020.	887.








Order Code	Ordering Information	Order Notes
Example: XYZ-MA-C-CLMP-K-111	Specify:	Mount Finish Option Note:
XYZ	1. Pattern number	All mounting options come in a black finish, with the exception of the Antenna Center Beam Side Mount which will come in the same finish color that was specified for the arm.
MA	2. Finish	
C	Kits do not require any additional mounting specifications.	
CLMP	Standard Monitor Arm Finish Options:	Due to extensive adjustability of Sapper XYZ monitor arms, a mock-up is recommended to ensure it is suited for the specific workstation, particularly if placed in front of a wall or panel.
K	Jet Black (111)	
111	Medium Grey (115)	
	Bright White (118)	
	Silver Monitor Arm Finish Option: Silver (613)	

Mounting and Application Information
See page 152 for comprehensive mounting, application and construction information.

Sapper XYZ® Monitor Arm Series

Mounting Options for Sapper XYZ Single Arms

by Richard Sapper









	description
 <p>Interchangeable mounting options provide flexibility</p>	Sapper XYZ two-piece table clamp 
	Sapper XYZ deep table clamp 
	Sapper XYZ grommet mount 
	Sapper XYZ fixed table mount 
	Sapper XYZ Antenna center beam side mount 
	Sapper XYZ Interpole direct channel mount 
	Sapper XYZ Interpole extended channel mount 
	Sapper XYZ Interpole slot mount 
	Sapper XYZ dual two-piece table clamp 

Order Code	Ordering Information	
Example: XYZ-CLMP	<i>Specify:</i>	
XYZ	Sapper XYZ	
CLMP	Two-piece table clamp mounting option	
	<i>Antenna Center Beam Side Mount Finish Options:</i> Jet Black (111) Medium Grey (115) Bright White (118) Silver (613)	<i>Mount Finish Option Note:</i> All mounting options come in a black finish, with the exception of the Antenna Center Beam Side Mount which will come in the same finish color that was specified for the arm.

pattern no.	list
XYZ CLMP	\$86.
XYZ CLMP DP	139.
XYZ GRMT	91.
XYZ FTM	65.
XYZ ANT SIDE	86.
XYZ POLE DCH	188.
XYZ POLE ECH	209.
XYZ POLE SLOT	134.
XYZ D CLMP	151.

Mounting and Application Information
See page 152 for comprehensive mounting, application and construction information.

Sapper XYZ® Monitor Arm Series
Sapper XYZ Crossbar Mounting Options
by Richard Sapper

description	
 <i>Seven interchangeable mounting options provide flexibility</i>	Sapper XYZ Crossbar two-piece table clamp 
	Sapper XYZ Crossbar deep table clamp 
	Sapper XYZ Crossbar grommet mount 
	Sapper XYZ Crossbar fixed table mount 
	Sapper XYZ Crossbar Antenna center beam side mount 
	Sapper XYZ Crossbar Interpole slot mount 
Sapper XYZ Crossbar Interpole direct channel mount 	

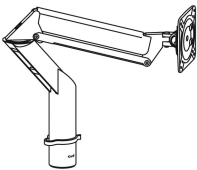
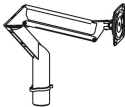


pattern no.	list
XYZ C CLMP	\$103.
XYZ C CLMP DP	231.
XYZ C GRMT	154.
XYZ C FTM	128.
XYZ C ANT SIDE	154.
XYZ C POLE SLOT	333.
XYZ C POLE DCH	323.

Order Code	Ordering Information		Ordering Notes
Example: XYZ-C-CLMP	<i>Specify:</i>		Due to extensive adjustability of Sapper XYZ monitor arms, a mock-up is recommended to ensure it is suited for the specific workstation, particularly if placed in front of a wall or panel.
XYZ-C	1. Pattern number		
CLMP	2. Finish		
	<i>Antenna Center Beam Side Mount Finish Options:</i>		
	Jet Black (111) Medium Grey (115) Bright White (118) Silver (613)		
	<i>Mount Finish Option Note:</i>		
	All mounting options come in a black finish, with the exception of the Antenna Center Beam Side Mount which will come in the same finish color that was specified for the arm.		

Mounting and Application Information
See page 152 for comprehensive mounting, application and construction information.

Sapper XYZ® Monitor Arm Series
Replacement Parts for Sapper XYZ Single Arms
by Richard Sapper

KnollExtra

description	
	Sapper XYZ monitor arm (includes movement joint)
	Sapper XYZ movement joint (includes fast release pin)
	Sapper XYZ cable management clip for post (set of 10)
	Sapper XYZ cable management block for channel (set of 10)

Arms and cable management clips
can be ordered separately.

pattern no.	silver finish list price	standard finish list price
XYZ MA S ()	\$413.	\$359.
XYZ MJ	n/a	51.
XYZ MA CLIP	n/a	28.
XYZ MA BLOCK	n/a	28.

Order Code	Ordering Information	
Example: XYZ-MA-S-111	Specify:	Arm Finish Option Note:
XYZ Sapper XYZ	1. Pattern number	All monitor arm finishes are
MA Monitor arm	2. Finish	monochromatic with the exception
S Single monitor arm		of Bright White, which has a light
111 Jet Black finish	Standard Monitor Arm Finish	grey shroud.
	Options:	
	Jet Black (111)	
	Medium Grey (115)	
	Bright White (118)	
	Silver Monitor Arm Finish Option:	
	Silver (613)	

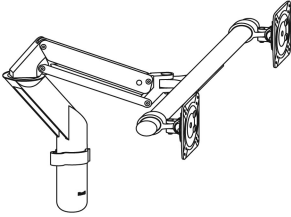
Mounting and Application Information
See page 152 for comprehensive mounting, application and construction information.

Sapper XYZ® Monitor Arm Series

Sapper XYZ Crossbar Replacement Parts

by Richard Sapper

KnollExtra

description	
 <i>Kit includes everything needed to mount two monitors to a worksurface: Sapper XYZ Crossbar monitor arm, two movement joints, cable management clip and 2 fastener strips and mounting option (see right for options).</i>	Sapper XYZ monitor arm (includes Crossbar and two movement joints)
	Sapper XYZ Crossbar (includes two movement joints)
	Sapper XYZ Crossbar cable management clip for post (set of 10)
	Sapper XYZ Crossbar cable management fastener strip (set of 10)
	Sapper XYZ movement joint (includes fast release pin)

pattern no.	silver finish list price	standard finish list price
XYZ MA C ()	\$725.	\$630.
XYZ CROSS ()	472.	410.
XYZ MA C CLIP	n/a	31.
XYZ MA C STRIP	n/a	31.
SAP MJ	n/a	51.

Order Code	Ordering Information	Ordering Note	Mounting and Application Information
Example: XYZ-MA-C-111	Specify:	Due to extensive adjustability of Sapper XYZ monitor arms, a mock-up is recommended to ensure it is suited for the specific workstation, particularly if placed in front of a wall or panel.	See page 152 for comprehensive mounting, application and construction information.
XYZ	1. Pattern number		
MA	2. Finish		
C	Standard Monitor Arm Finish		
111	Options:		
	Jet Black (111)		
	Medium Grey (115)		
	Bright White (118)		
	Silver Monitor Arm Finish Option:		
	Silver (613)		

Sapper XYZ® Monitor Arm Series
Mounting, Construction and Application Information

All Sapper XYZ monitor arms:

- Ship standard with fast release movement joint
- Offer 360 degrees of pivot at the base and at the elbow joint
- Offer 153 degrees of monitor tilt up and down, 180 degrees of swivel left and right and 360 degrees of rotation for portrait and landscape viewing

Sapper XYZ Single monitor arms:

- Maximum weight of 20 lbs. per arm *
- Fold into themselves to be highly compact at less than 2 inches when fully compressed
- Are durable and lightweight (weighs only 4 pounds)

Sapper XYZ Crossbar monitor arms:

- Maximum weight of 18.5 lbs. per movement joint, 37 lbs. total
- Folds into itself to be 7.38" when fully compressed

*Please note this limit accommodates up to 95% of monitors on the market.

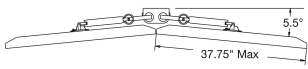
Size Limits:

Monitor Arms

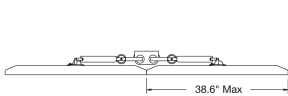
There is no specific maximum size for a Sapper XYZ single monitor arm (outside the limitations of the space in which you are trying to put it).

For Dual Sapper XYZ, the maximum outer horizontal width per monitor is 37.75" for a cockpit solution or 38.6" for a flat positioning flush next to each other.

Dual Sapper XYZ



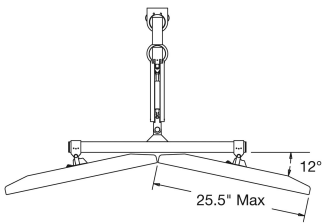
Double Cockpit



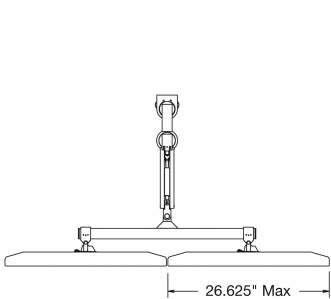
Double Flat

For Sapper XYZ Crossbar, the maximum outer horizontal width per monitor is 25.5" for a cockpit polution or 26.625" for a flat positioning flush next ot each other.

Sapper XYZ Crossbar



Double Cockpit



Double Flat

Key Note: Flat panel monitor manufacturers refer to their products by diagonal screen measurements. So a 19" widescreen monitor has a 19" screen measured diagonally, but is not necessarily 19" in horizontal width (refer to manufacturer's specifications for specific overall height and width).

Monitor Mounting:

All Sapper XYZ monitor arms are compatible with the international Video Electronics Standard Association (VESA) industry interface standard (75 mm x 75 mm and 100 mm x 100 mm hole patterns or 2.95" x 2.95" and 3.94" x 3.94") adopted by most panel manufacturers. VESA compliancy is a requirement to mount any monitor to a monitor arm. If your customer has a recessed monitor back with only 75 mm x 75 mm holes, additional spacers may be needed to ensure proper fit. Contact Customer Service for more details including part and pricing information.

A VESA plate adaptor may be necessary for larger monitors and televisions and can be ordered separately in the sizes of 100 mm x 200mm (M5 screws), 200mm x

200mm (M6 screws), 300mm x 300mm (M8 screws) and 400mm x 400mm/400mm x 600mm (M8 screws). Adaptors ship with separate installation instructions and may require spacers. Knoll VESA plate adaptors ship with screws to attach the adaptor to the Knoll VESA plate but do not ship with screws to attach the adaptor to the monitor or television (see screw sizes listed above, English size equivalents may be needed instead); screw length is dependent on the specific monitor or television and screw should be tested prior to installation to ensure correct length. Knoll is not responsible for use of incorrect screws.

Knoll and its dealers will not take the responsibility for mounting the monitor to the arm. The end user's IT department must confirm VESA mounting compliance and mount the monitor to the arm using customer's own screws. The most common screws are M5 x 8mm and M5 x 10mm.

Please follow installation instructions closely (available in each kit box shipped as well as on Knoll Exchange).

Apple Computer Note:

VESA Adapters are required for Thunderbolt Displays and iMacs, available from apple.com. Contact Apple directly for VESA Adaptor options on specific iMac models as some may need to be purchased with integrated VESA Mount Adapters. With these adapters, the displays will mount to the 100mm x 100mm hole pattern. iMac 21.5" can be mounted on Sapper and Sapper XYZ. All other Apple displays must be mounted on Sapper 50 due to weight specifications.

Clamp Mounting:

Two-Piece Table Clamp Mounting:

The standard two-piece table clamp is easy to install or retrofit and works on most worksurfaces or desks that are a minimum of 1 1/8" thick solid core. The maximum worksurface thickness is 2 3/4". There are four settings to accommodate a range of worksurface thicknesses. It is important to mock up the table clamp, particularly on competitive product to ensure a proper fit. The clamp is not compatible with Morrison Network.

Deep Table Clamp Mounting:

This clamp is one piece and works on most surfaces. The deep table clamp mount is intended to clear most knife-edge (45 degree angle) desks or worksurfaces.

Grommet Mounting:

With all systems furniture, it is important to pass monitor and peripheral plugs through grommet mount cover while it is still loose. Please note the grommet mount is compatible with Morrison, Autostrada, Reff, Propeller, but is not compatible with the Graham Collection or Dividends Horizon grommet holes. To use on Morrison Network, spacers must be requested through Customer Service. The required cutout in the worksurface is 3" x 1.77", which includes room for the threaded stud (actual hole in the grommet plate is 1.44" x 1.77").

Fixed Table Mounting:

Installers will need to drill a permanent hole into the worksurface so the post will be fixed to a dedicated location on the worksurface. Please note with this mounting, the mount will not be able to be moved without leaving a permanent hole. The worksurface must be of adequate structure; Knoll cannot be held responsible for the structural integrity of non-Knoll worksurfaces.

Antenna Table Center Beam Side Mounting:

This mount allows you to clear the flip door while allowing for maximum worksurface usage and individual height adjustment without the need to stagger users. Please note a screen can be mounted in the center beam with a monitor arm in front of it. The fit will be snug and flush with the screen.

Interpole Mounting

SapperXYZ arms can be mounted on either the slot or channel sides of Interpole with the proper mount.

If screens are mounted on the slot side of Interpole use a Direct Channel Mount. If overheads are mounted on the slot side of Interpole, use an Extended Channel Mount (not available for Sapper XYZ Crossbar).

Cable Management:

External cable management allows for easy installation and removal of monitors and keep wires tidy to the electrical socket. On Sapper XYZ singl arms there is a cable management block in the channel under the arm that will contain wires from the monitor to plastic cable management clips that go on the post. On Sapper XYZ Crossbar, there are two hook and loop fastener strips on the crossbar to neatly drape cables down to the plastic cable management clip attached to the post.

Arm Adjustment:

The Sapper XYZ monitor arms collection offers intuitive one touch adjustment. To adjust the height, you simply lift the monitor to the desired position. To adjust the depth, you simply pull or push the monitor in or out. You can also rotate the monitor 360 degrees for landscape or portrait viewing, adjust the swivel back and forth 180 degrees and tilt up and down 153 degrees. The single arm folds in and out from 2" fully compressed to approximately 21" when fully extended. Sapper XYZ Crossbar folds in and out from 7.8" fully compressed to 18.38" when fully extended.

Due to the extensive adjustability of Sapper XYZ monitor arms, a mock-up is recommended to ensure it is suited for the specific workstation, particularly if placed in front of a wall or panel.

Weight Adjustment:

The Sapper XYZ and Sapper XYZ Crossbar monitor arm is preset for a 10 lb monitor on a single arm and 18.5 lbs on a Sapper XYZ Crossbar. Other monitor weights up to 20 lbs can be accommodated by adjusting the weight adjustment nut to the proper weight using the Allen key wrench on the back of the movement joint. Note that the 20 lb setting is not visible on the scale. Turn clockwise to decrease weight or counterclockwise to increase weight to appropriate level. The arm should be held in a downward position if increasing the weight and in an upward position if decreasing the weight. When proper weight is set, the arm should stay exactly where you place it.

Temperature Note: Sapper XYZ Crossbar's gas strut weight tolerance performance may be reduced by 1-2 lbs when used in temperatures above or below typical office temperatures.

Fast Release:

Allows for swift installation and removal of flat panel monitors by merely popping the quick release pin up to remove monitor with movement joint/back plate attached. Be sure to lift the arm to the highest position before removing monitor, or the arm will quickly move upwards.

Theft Deterrence:

All movement joints come with a set screw within the fast release pin, to prevent fast release if so desired.

Compatibility:

The Sapper XYZ monitor arms are not compatible with the Sapper Monitor Arm Collection. It has been designed independently and as such, parts from one system cannot be used with the other, with the exception of the movement joint. Finish colors are consistent across the Sapper XYZ and Sapper Monitor Arm Collection portfolios.

Monitor arms cannot be mounted on KnollExtra®/ Orchestra® load bars.

Installation Instructions:

Comprehensive installation instructions will be shipped with product and are also available on Knoll Exchange for easy reference.

Construction:

Arm: die cast aluminum with steel channels and plastic molded shroud

Movement joint (includes fast release monitor plate): plastic bushings, zinc and plastic molded plastic tilt friction components and glass filled nylon VESA plate

VESA plate adaptors: steel

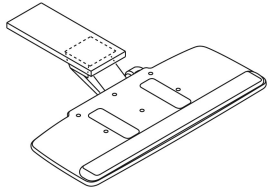
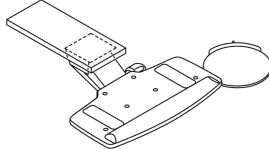
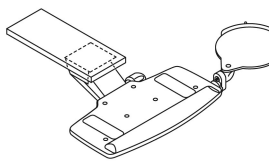
Table clamp, grommet mount, fixed table mount: steel

Cable management:
Sapper XYZ single arm: transparent polycarbonate clip on the post; soft plastic in channel under arm

Sapper XYZ Crossbar: transparent polycarbonate clip on post; hook and loop fasterner strips on crossbar

Antenna Table Center Beam Side Mounting: die-cast aluminum



Adjustable Keyboard Supports
Easy Order Kits

type	description	w	d	h
	Advanced Easy Lift arm	27"	11"	1.1"
	Advanced Easy Lift arm with dual pivot	27"	11"	1.1"
	Short Easy Lift arm	27"	11"	1.1"
	Sit/Stand arm	27"	11"	1.1"
	Sit/Stand arm with dual pivot	27"	11"	1.1"
	Advanced Easy Lift arm	20.7"-29.7"	11"	2.3"
	Advanced Easy Lift arm with dual pivot	20.7"-29.7"	11"	2.3"
	Short Easy Lift arm	20.7"-29.7"	11"	2.3"
	Sit/Stand arm	20.7"-29.7"	11"	2.3"
	Sit/Stand arm with dual pivot	20.7"-29.7"	11"	2.3"
	Advanced Easy Lift arm	20.7" - 29.7"	11"	2" - 3.2"
	Advanced Easy Lift arm with dual pivot	20.7" - 29.7"	11"	2" - 3.2"
	Short Easy Lift arm	20.7" - 29.7"	11"	2" - 3.2"
	Sit/Stand arm	20.7" - 29.7"	11"	2" - 3.2"
	Sit/Stand arm with dual pivot	20.7" - 29.7"	11"	2" - 3.2"

pattern no.	list price
OAK-27-AL-BK-(16,18,22,23,25)	\$475.
OAK-27-AL-BK-PT-(16,18,22,23,25)	550.
OAK-27-SL-BK-(16,18,22)	435.
OAK-27-SS-BK-(16,18,22,23,25)	575.
OAK-27-SS-BK-PT-(16,18,22,23,25)	650.
OAK-21-AL-BK-(16,18,22,23,25)	500.
OAK-21-AL-BK-PT-(16,18,22,23,25)	575.
OAK-21-SL-BK-(16,18,22)	460.
OAK-21-SS-BK-(16,18,22,23,25)	600.
OAK-21-SS-BK-PT-(16,18,22,23,25)	675.
OAK-21HP-AL-BK-(16,18,22,23,25)	560.
OAK-21HP-AL-BK-PT-(16,18,22,23,25)	635.
OAK-21HP-SL-BK-(16,18,22)	520.
OAK-21HP-SS-BK-(16,18,22,23,25)	660.
OAK-21HP-SS-BK-PT-(16,18,22,23,25)	735.

Order Code	Ordering Information	Application Notes	Construction
Example: OAK-21HP-AL-BK-PT-22	<i>Specify:</i> 1. Pattern number 2. Track length	Keyboard support provides users with a more ergonomic working environment by allowing for height and tilt adjustment of the keyboard. When not in use, the keyboard support stores completely under the worksurface to free vital worksurface space.	<i>Platform:</i> All platforms are HDPE. Wristrests are polyurethane mold with polypropylene insert.
OAK-21HP-AL-BK	21" HP platform mounted on Advanced Easy Lift mechanism	Options are 16, 17.75, 21.75, 23 and 25 inches.	<i>Mechanisms:</i> All arms are steel with a powdercoat finish. Tracks are steel with nylon glides.
PT	Dual Pivot	Minimum clearance required is the length of the track plus 1".	
22	22" track		
		Dimensions above are for the platform only. For full configuration depths, all component measurements and application suggestions refer to the Keyboard Measurements on Knoll Exchange.	
		21" Swivel HP platform offers a fully adjustable keyboard support option with height adjustable mousing surface which can be positioned over the numeric keyboard pad allowing for proper neutral posture.	
		For double mousing surfaces on 21" Swivel and 21" Swivel HP platforms, separate pads are orderable as KR parts.	
		.	


Mechanism Attributes	Antenna and Tone Mounting Note
<i>All mechanisms have the following features:</i> <ul style="list-style-type: none">• Spring assist adjustment• Knobless height adjustment• Pivots 360° on the track• Black textured metal finish	<i>Advanced Easy lift arm:</i> <ul style="list-style-type: none">• Variable height adjustment of 8.8" (up 2.38", down 6.5")• Soft touch knob adjusts tilt from 10° to (-) 20° <i>Short easy lift arm:</i> <ul style="list-style-type: none">• Variable height adjustment of 5.1" below the worksurface• Soft touch knob adjusts tilt from , 10° to (-)20° <i>Sit/Stand arm:</i> <ul style="list-style-type: none">• Variable height adjustment of 14.2" (up 8.3", down 5.9")• Soft touch knob adjusts tilt from 10° to (-) 15°
<i>Pivot feature:</i> Allows the keyboard platform to move independently from arm, allowing it to stay parallel to the worksurface as the arm is moved laterally.	Keyboard support must be specified with a sliding track that is less than the depth of the top and anything below the top such as a power harness or cable basket. For taller individuals, we recommend using a dual pivot solution with the track mounted on the diagonal to maximize knee space. <i>Antenna:</i> In order to mount on Antenna Workspace, an adapter is needed, available through the Antenna price list. Pattern code YAK. <i>Tone:</i> In order to mount on Tone T-leg and 24" deep C-Leg tables, an adapter is needed available through the Antenna price list. Pattern code YAK. For 30" deep C-Leg tables, specify the 16" track only.

product	description	type	w	d	h	wgt.
VDT Sleeve	 <ul style="list-style-type: none">• Racetrack-shaped sleeve slides over worksurface to create VDT corner.• Creates 17 ³/₈" wide VDT corner, 9" from worksurface corner.• Can be adjusted to any angle, or removed when not needed.• Heavy-gauge steel with felt backing to prevent scuffing.• 1 ¹/₄", 1 ³/₄" and 2 ¹/₂" worksurface thicknesses.• ¹/₄" screw holes on underside for optional attachment to worksurface.• Available in two metallic and two soft-touch finishes.	Metallic finish	26 ³ / ₄ "	9 ¹ / ₈ "	1 ¹ / ₄ "-2 ¹ / ₂ "	3 lbs.
		Soft touch finish	26 ³ / ₄ "	9 ¹ / ₈ "	1 ¹ / ₄ "-2 ¹ / ₂ "	3 lbs.
Surf Board VDT Corner	 <ul style="list-style-type: none">• Fits any worksurface thickness or edge profile.• Creates generous 24" wide VDT corner, 14" from worksurface corner.• Can be adjusted to any angle, or removed when not needed.• Integral non-handed mouse pad.• Felt back and rubber bumpers protect worksurface.• Designed by Ross Lovegrove and Stephen Peart.	Metallic finish	41 ¹ / ₂ "	16 ¹ / ₂ "	1"	14 lbs.
		Soft touch finish	41 ¹ / ₂ "	16 ¹ / ₂ "	1"	14 lbs.

pattern no.	list price
OA-SLV(A,B,C)-(E, J)	\$227.
OA-SLV(A,B,C)-(GS, BS)	294.
SF-SB-(E, J)	320.
SF-SB-(GS, BS)	403.

Order Code	Ordering Information	Custom Options	Construction
Example: OA-SLV-A-E	<i>Specify:</i> 1. Pattern number 2. Thickness (VDT sleeve only) 3. Finish <i>VDT sleeve worksurface thicknesses:</i> 1 1/4" (A): Equity, Morrison, Reff 1 3/4" (B): Morrison, Reff 2 1/2" (C): Reff <i>VDT sleeve finishes:</i> Soft Grey (E) Medium Metallic Grey (J) Soft Touch Light Grey (GS) Soft Touch Black (BS) <i>Surf Board painted finishes:</i> Soft Grey(E) Medium Metallic Grey (J) Soft Touch Light Grey (GS) Soft Touch Black (BS)	Custom colors available upon sample chip approval. Contact your Knoll sales representative or Customer Service for complete pricing information.	<i>VDT sleeve:</i> Heavy-gauge steel in painted finish. Felt backing protects worksurface. Manufactured in the United States <i>Surf Board:</i> Rigid steel plate with 1" thick rolled front detail. Black rubber bumpers and non-scuffing felt back.
OA-SLV			
A			
E			

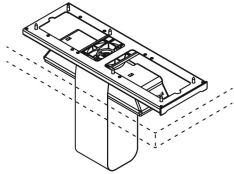
Design Awards
<i>Surf Board:</i> Best of Category Award, Consumer Products, <i>JD Magazine</i> Annual Design Review, 1994



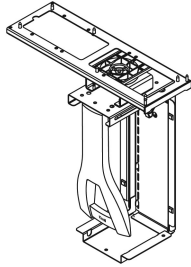
Adjustable CPU Holders

Vertical and Sling CPU Holders

product	description	w	d	h	wgt
Adjustable Sling CPU Holder	<ul style="list-style-type: none">Adjustable Sling CPU Holder, 16" track	3.75"-64"	17"	10"-61"	4 lbs.



Adjustable Vertical CPU Holder	<ul style="list-style-type: none">Adjustable Vertical CPU Holder, 16" track	7.5"-9.3"	17"	18.25"-22.5"	13 lbs.
--------------------------------	---	-----------	-----	--------------	---------



pattern no.	list price
OA-CPU2-SLNG	\$359.

OA-CPU2-MTL	384.
--------------------	------

Order Code	Ordering Information	Additional Information	Construction
Example: OA-CPU2-SLNG	<i>Specify:</i> 1. Pattern number	<i>Adjustable Sling CPU Holder:</i> Accommodates equipment 2.5"-64" wide by 8"-59" high.	<i>Adjustable Sling CPU Holder:</i> Black painted glass filled nylon mounting mechanism. Woven nylon sling.
OA Office Automation		Slides on track under the worksurface and swivels 360° for easy CPU access.	<i>Adjustable Vertical CPU Holder:</i> Black painted steel frame with glass filled nylon slide clamp.
CPU2 CPU		Weight capacity of 75 lbs.	<i>Track:</i> Black painted steel
SLNG Sling		<i>Adjustable Vertical CPU Holder:</i> Accommodates equipment 3.5"-9.3" wide by 13.5"-22.5" high. Slides on track under worksurface and swivels 360° for easy CPU access. Weight capacity of 85 lbs.	

Mounting Note	Antenna, Tone and Telescope Mounting
CPU holders come standard with a 17" long track. They mount on work surfaces 18" or deeper.	<i>Antenna:</i> In order to mount on Antenna Workspace, an adapter is needed, available through the Antenna price list. Pattern code YAPCU. <i>Tone:</i> In order to mount on Tone T-leg and 24" deep C-Leg, an adapter is needed available through the Antenna price list. Pattern code YACPU. 30" deep C-Leg provides enough track clearance. <i>Telescope:</i> Due to legroom clearance, CPUs cannot mount on Telescope tables less than 72" wide. For mounting on tables 72" or wider, only one power supply tray can be installed opposite from the CPU holder.

Storage
pencil drawers



product	description	w	d	back/front h	wgt.
BackPack® Pencil Drawer	<ul style="list-style-type: none"> • 23" w 11 1/2" D paper storage. • Full width pencil trough. • Two removable plastic organizing trays. • Black painted steel construction with full extension ball-bearing slides. • Optional lock. 	24"	17 5/8"	2"	
Optional Lock for BackPack® Pencil Drawer	<ul style="list-style-type: none"> • Non-handed. 	1 1/4"	2 1/4"	1 1/4"	5 ozs.
Universal Pencil Drawer	<ul style="list-style-type: none"> • 7 roomy compartments. • Large rear compartment holds flat, legal files, ruler, etc. • Slanted card compartment holds index cards, Post-It™ Notes or business cards. • Middle compartment holds White-Out™ bottle or change. • Front middle compartment holds stapler, pens, scissors, etc. • Other compartments holds calculator, clips, pins, etc. • Available in textured matte black plastic. • Three-quarters extension, ball bearing metal slides with smooth, silent movement. 	16 1/2"	22 3/4"	1 3/4"	5 lbs. 12 ozs.

pattern no.	list price
BP-PD	\$233.
BP-L	69.
ORCH-PD-A	282.

Order Code	Ordering Information	Application Notes	Construction
Example: ORCH-PD-A			
ORCH-PD-A	Pencil drawer	<p>Pencil Drawers can be used with virtually any Knoll or competitor wood worksurface.</p> <p><i>Universal Pencil Drawer:</i> Minimum depth worksurface for drawer is 24". On freestanding Morrison Network systems, a 30" deep worksurface is required.</p> <p>Minimum depth worksurface for drawer is 18". Pencil Drawer attaches 2 3/8" below the underside of wood worksurfaces at any location. Mounting hardware and template included.</p> <p><i>BackPack Lock option:</i> Lock attaches to slides in field. Removable for use elsewhere.</p> <p>Call Customer Service for availability and minimum requirement.</p>	<p><i>Universal pencil drawer:</i> Durable vacuum-formed ABS plastic drawer in a matte black, textured finish. Three-quarter extension, ball bearing metal slides with smooth, silent movement.</p> <p>Manufactured in the United States.</p> <p><i>Backpack Pencil Drawer:</i> Durable 20-gauge steel painted black. Full-extension ball-bearing metal slides with click-stop in half-open position.</p> <p>Die-cast zinc lock painted black.</p> <p>BackPack® Pencil Drawer manufactured in Canada.</p>

Design Awards

ROSCOE Award, *Interior Design* Magazine, 1994. Honorable Mention, Furniture, *ID Magazine* Annual Design Review, 1994.

product	description	w	d	h	wgt.
Marker Board 	<ul style="list-style-type: none">• 1/2" wide anodized aluminum frame with white surface.• Marker Tray option specified separately.• Mountable on load bar, panel, wall or top cap.• Load bar-mounted brackets included in list price, but specified separately (see Mounting Options below).	24"	5/8"	18"	5 lbs. 2 ozs.
		30"	5/8"	18"	8 lbs. 10 ozs.
		30"	5/8"	24"	11 lbs. 7 ozs.
		36"	5/8"	18"	10 lbs. 5 ozs.
		36"	5/8"	24"	13 lbs. 12 ozs.
		42"	5/8"	24"	16 lbs. 1 oz.
		42"	5/8"	30"	20 lbs. 1 oz.
		48"	5/8"	30"	22 lbs. 15 ozs.
Marker Tray 	<ul style="list-style-type: none">• Anodized aluminum snap-fit tray for Marker Board markers and erasers.	17"	1 1/4"		5 ozs.
Mounting Options	Load Bar-Mounted Brackets. Set of 2.				
	Panel-Mounted Brackets (Generic deep)				
	Panel-Mounted Brackets (Generic shallow)				
	Panel-Mounted Brackets for Dividends				
	Panel-Mounted Brackets for Morrison				
	Panel-Mounted Brackets for Reff				
	Top Cap-Mounted Brackets (Dividends only)				
	Top Cap-Mounted Brackets (Reff only)				
	Top Cap-Mounted Brackets. Set of 2. (Morrison only)				
	Wall-Mounted Brackets. Set of 2.				

pattern no.	list price
OR-WB-24-18	\$224.
OR-WB-30-18	336.
OR-WB-30-24	379.
OR-WB-36-18	475.
OR-WB-36-24	527.
OR-WB-42-24	612.
OR-WB-42-30	682.
OR-WB-48-30	785.
OR-WB-TR	59.

OR-WB-LBZ *	7.
OR-WB-PM-B	24.
OR-WB-PM-D	24.
OR-WB-PM-DV	51.
OR-WB-PM-M	38.
OR-WB-PM-R	62.
OR-WB-TCM-DV *	7.
OR-WB-TCM-R	7.
OR-WB-TCM-M	7.
OR-WB-WM	41.

* No charge when ordered with Marker or Tack Board


Order Code	Ordering Information		
Example: OR-WB-24-18-BK OR-WB-PM-B OR-WB-TR-BK			
OR-WB-24-18	24" x 18" Marker board	<i>Specify:</i> 1. Pattern number 2. Frame finish 3. Mounting option 4. System suffix (panel and top cap-mounted only) 5. Marker Tray (optional) 6. Marker Tray finish	<i>Mounting options:</i> <i>Rail-Mounted:</i> Standard option. Includes load bar clip and adhesive-backed rubber bumper to protect panel fabric and prevent deflection. <i>Panel-Mounted:</i> To ensure rigidity, specify two sets and brackets
BK	Black frame	<i>Anodized finish:</i> Black (BK) Silver (SV) *	
OR-WB-PM	Panel-mounted		
B	Generic Deep		
OR-WB-TR	Marker tray		
BK	Black	*Please consult Customer Service for lead times.	

	Custom Options	Construction
<i>Note:</i> If your system is not listed, contact your KnollExtra representative or Customer Service for appropriate panel-mounted bracket to specify.	Other writing surface and custom frame colors available. Custom frame sizes available up to 72"W x 48"D in size. High performance porcelain-covered steel market board also available. 25 unit minimum per line item on all customs. Contact your Knoll sales representative or Customer Service for pricing information.	Satin anodized aluminum frame (can be powder coated black). Porcelain coating on cold rolled steel laminated to corrugated and hardboard with a Mylar backing. All Universal Marker Boards are magnetized. Manufactured in the United States.

Universal Fabric Boards

Options and Mounting Information

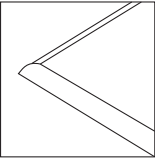
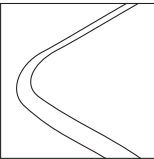
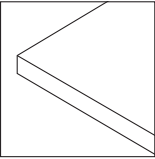
product	description	application	w	d	h
Fabric Boards	Mounting Options	½" Reveal Wall-Mounted			
		Flush Wall-Mounted (No charge when ordered with fabric board)			
		Panel-Mounted Dividends (No charge when ordered with fabric board)			
		Panel-Mounted Morrison (No charge when ordered with fabric board)			
		Panel-Mounted Reff (No charge when ordered with fabric board)			
	Edge Detail	Rounded corner/radiused edge (add -R2 to end of fabric board pattern number)			
		Squared corner/radiused edge (add -S2 to end of fabric board pattern number)			
		Squared corner/rectilinear edge (add -S1 to end of fabric board pattern number)			

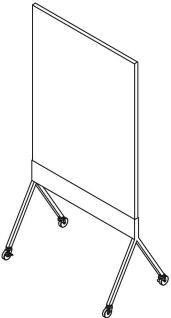


pattern no.	list price
F-WM-R-(14, 16, 18, 20 or 24)	\$121.
F-WM-F-(24, 30, 36, 42, 48, 60)- (14, 16, 18, 20 or 24)	38.
F-PM-D-(14, 16, 18, 20 or 24)	47.
F-PM-M-(14, 16, 18, 20 or 24)	47.
F-PM-R-(14, 16, 18, 20 or 24)	47.
R2	39.
S2	39.
S1	n/c

Order Code	Ordering Information		Mounting Options
Example: F-60-14-S1-A-40-W337/4 F-PM-R-14	Specify:	Standard fabric board has squared corner and rectilinear edge details. See above for edge upcharge.	Panel-mounted brackets: Panel-mounted brackets are included in the list price but must be specified separately. To specify appropriate panel-mounted bracket, consult the Knoll sales bracket chart on page 12.
F-60-14	60" x 14" fabric board	Thickness option: Standard fabric board has ½" thick mineral board.	Panel mounted bracket size must match height of fabric board.
S1	Squared corner/rectilinear edge		
A	Thickness		
40	Fabric grade		
W337/4	Sennit, Olivine		
F-PM	Panel-mounted	Squared corner/radiused edge (S2)	Wall-mounted options: Wall-mounted applications must be specified as flush (F-WM-F) or reveal (F-WM-R). Both options are appropriate for any smooth, clean surface.
R	Reff		
14	14" Fabric board bracket		
		Rounded corner/radiused edge (R2)	Flush wall-mount option utilizes velcro squares.

Custom Options	Corner/Edge Detail	
Under overhead specification note: For application under a system overhead, provide clearance distance between the worksurface and the bottom of the overhead or task light.	For special sizes: For specials contact Customer Service. Maximum fabric board size is 120"W x 24"H. Fabric must be railroaded on any panel wider than 60".	S1. Squared corner/Rectilinear edge
Side by side fabric board specification note: Please note if a panel-mounted fabric board will be used contiguous to another fabric board drawings are required and there will be an up-charge.	Customer's own material: For approval, submit at least one yard of fabric for application testing. For panel-mounted applications, all COMs and textiles that are not pre-approved must be UL-tested. Please consult Knoll sales Customer Service for details.	R2. Rounded corner/Radiused edge
		S2. Squared corner/Radiused edge
Construction		
½" thick mineral board for durable, highly tackable surface.		



item	description
	30" x 54" mobile whiteboard
	36" x 54" mobile whiteboard
	42" x 54" mobile whiteboard
	48" x 54" mobile whiteboard
Markers	Set of 4 markers
Markerboard Cleaning Cloth	40 x 30 cm microfiber cloth
Paper Pad Mount	Set of 2 hooks

Order Code		Specification Information	Application Notes
Example:	ACT-CB-M-LW-30-54-X-111	<i>Specify:</i>	<i>Marker storage options</i>
ACT	Activity Spaces	1. Pattern number	Marker storage options (trays and cups) must be ordered with markerboard and are not retrofittable in the field. Replace -X in pattern with :
CB	Communication Boards	2. Marker tray	
M	Mobile	3. Frame finish	
LW	Laminate Whiteboard	<i>Finish options:</i>	
30-54	30" x 54" board	Select one of the following finishes	
A	One cup and one tray	Code: Description	Code: Upchg. Desc.
111	Jet Black finish	111 Jet Black	S \$79 One tray
		115 Medium Grey	D \$158 Two trays
		118 Bright White	C \$57 One cup
		130 Dark Red	E \$114 Two cups
		131 Slate Blue	A \$136 One cup and one tray
		Note: Frame finish applies to cross members and legs, as well as any marker trays and cups. Paint is textured power coat.	B \$215 One cup and two trays
			F \$193 Two cups and one tray
			G \$272 Two cups and two trays

pattern no.	list price
ACT-CB-M-LW-30-54-X	\$1,490.
ACT-CB-M-LW-36-54-X	1,553.
ACT-CB-M-LW-42-54-X	1,615.
ACT-CB-M-LW-48-54-X	1,678.
ACT-CB-M-MARKER	27.
ACT-CB-M-CLOTH	15.
ACT-CB-M-FLIPHOOK	84.

Alpha-Numeric Index

<i>pattern no.</i>	<i>page</i>	<i>pattern no.</i>	<i>page</i>	<i>pattern no.</i>	<i>page</i>	<i>pattern no.</i>	<i>page</i>
001-214	40	F-24-16	164	OAK-21HP-AL-BK-(16,18,22,23,25)	154	OR-LBI-60-DV-()()	54
001-315	40	F-24-18	164	OAK-21HP-AL-BK-PT-(16,18,22,23,25)	154	OR-LBI-60-N2-()()	54
012-1	38	F-24-20	164	OAK-21HP-SL-BK-(16,18,22)	154	OR-LBI-60-()()	54
012-2	38	F-24-24	164	OAK-21HP-SS-BK-(16,18,22,23,25)	154	OR-LBI-66-N2-()()	54
012-3	38	F-30-14	164	OAK-21HP-SS-BK-PT-(16,18,22,23,25)	154	OR-LBI-66-()()	54
012-4	38	F-30-16	164	OAK-21-SL-BK-(16,18,22)	154	OR-LBI-72-DV-()()	54
050	34	F-30-18	164	OAK-21-SS-BK-(16,18,22,23,25)	154	OR-LBI-72-N2-()()	54
055-BO	34	F-30-20	164	OAK-21-SS-BK-PT-(16,18,22,23,25)	154	OR-LBI-72-()()	54
1901	32	F-30-24	164	OAK-27-AL-BK-(16,18,22,23,25)	154	OR-SL-06-24-N2-()()	56
1901-2	32	F-36-14	164	OAK-27-AL-BK-PT-(16,18,22,23,25)	154	OR-SL-06-24-()()	56
1905	32	F-36-16	164	OAK-27-SL-BK-(16,18,22)	154	OR-SL-06-30-N2-()()	56
1906	32	F-36-18	164	OAK-27-SS-BK-(16,18,22,23,25)	154	OR-SL-06-30-()()	56
1912-20	38	F-36-20	164	OAK-27-SS-BK-PT-(16,18,22,23,25)	154	OR-SL-06-35-()()	56
1912-30	38	F-36-24	164	OA-SLV(A,B,C)-(E, J)	156	OR-SL-06-36-N2-()()	56
1912-40	38	F-42-14	164	OA-SLV(A,B,C)-(GS, BS)	156	OR-SL-06-36-()()	56
1915	32	F-42-16	164	OR-BKT-PM-B	58	OR-SL-06-42-N2-()()	56
1916	32	F-42-18	164	OR-BKT-PM-CE	58	OR-SL-06-42-()()	56
2ORCH-F-LT	44	F-42-20	164	OR-BKT-PM-CS	58	OR-SL-06-45-()()	56
2ORCH-S-LGT	46	F-42-24	164	OR-BKT-PM-D	58	OR-SL-06-48-N2-()()	56
2ORCH-S-LT	44	F-48-14	164	OR-BKT-PM-DS	58	OR-SL-06-48-()()	56
3301	36	F-48-16	164	OR-BKT-PM-DV	58	OR-SL-06-54-N2-()()	56
3305	36	F-48-18	164	OR-BKT-PM-M	58	OR-SL-06-54-()()	56
3313	38	F-48-20	164	OR-BKT-PM-R	58	OR-SL-06-60-N2-()()	56
3315	36	F-48-24	164	OR-BKT-SM-A	58	OR-SL-06-60-()()	56
3319-4	36	F-60-14	164	OR-BKT-WM	58	OR-SL-06-66-N2-()()	56
3319-4-LN	36	F-60-16	164	ORCH-BDN	48	OR-SL-06-66-()()	56
3650	36	F-60-18	164	ORCH-DP	52	OR-SL-06-72-N2-()()	56
512-20	38	F-60-20	164	ORCH-F-LT	44	OR-SL-06-72-()()	56
ACT-CB-M-CLOTH	28, 168	F-60-24	164	ORCH-FS	48	OR-SL-14-24-()()	56
ACT-CB-M-FLIPHOOK	168	F-PM-D-(14, 16, 18, 20 or 24)	166	ORCH-HFH	50	OR-SL-14-30-()()	56
ACT-CB-M-LW-30-54-X	168	F-PM-M-(14, 16, 18, 20 or 24)	166	ORCH-MT	50	OR-SL-14-35-()()	56
ACT-CB-M-LW-36-54-X	168	F-PM-R-(14, 16, 18, 20 or 24)	166	ORCH-PC	50	OR-SL-14-36-()()	56
ACT-CB-M-LW-42-54-X	168	F-WM-F-(24, 30, 36, 42, 48, 60)- (14, 16, 18, 20 or 24)	166	ORCH-PD-A	160	OR-SL-14-42-()()	56
ACT-CB-M-LW-48-54-X	168	F-WM-R-(14, 16, 18, 20 or 24)	166	ORCH-SB	46	OR-SL-14-45-()()	56
ACT-CB-M-MARKER	28, 168	LED 1 S BASE	14	ORCH-S-LGT	44	OR-SL-14-48-()()	56
ACT-CUP-MG	28, 42	LED 1 S BASE I	20	ORCH-S-LT	44	OR-SL-14-54-()()	56
ACT-PW-PC-24-24-13-1C	28	LED 1 S CLMP	14	ORCH-SSD	48	OR-SL-14-60-()()	56
ACT-PW-PC-24-24-13-1CUSB	28	LED 1 S CLMP I	20	ORCH-TD	50	OR-SL-14-66-()()	56
ACT-PW-PC-24-24-13-1E	28	LED 1 S PCLMP	14	ORCH-TS-UNI	52	OR-SL-14-72-()()	56
ACT-PW-PC-24-24-13-1EUSB	28	LED 1 S PCLMP I	20	ORCH-UT	50	OR-WB-24-18	162
ACT-PW-PC-24-24-13-2E	28	LED 1 S SIDE	14	ORCH-VAS	52	OR-WB-30-18	162
ACT-PW-PC-24-24-13-2EUSB	28	LED 1 S SIDE I	20	ORCH-VPP	48	OR-WB-30-24	162
ACT-PW-PC-24-24-13-X	28	LED 2 AD 19	16, 22	ORCH-WBK	52	OR-WB-36-18	162
ACT-PW-PC-36-36-13-1C	28	LED 2 AD 37	16, 22	ORCH-WBK-R-EB	52	OR-WB-36-24	162
ACT-PW-PC-36-36-13-1CUSB	28	LED 2 AD 67	16	OR-LBI-24-N2-()()	54	OR-WB-42-24	162
ACT-PW-PC-36-36-13-1E	28	LED 2 IN 19	16	OR-LBI-24-()()	54	OR-WB-42-30	162
ACT-PW-PC-36-36-13-1EUSB	28	LED 2 IN 19 I	22	OR-LBI-30-N2-()()	54	OR-WB-48-30	162
ACT-PW-PC-36-36-13-2E	28	LED 2 IN 37	16	OR-LBI-30-()()	54	OR-WB-LBZ	162
ACT-PW-PC-36-36-13-2EUSB	28	LED 2 IN 37 I	22	OR-LBI-35-()()	54	OR-WB-PM-B	162
ACT-PW-PC-36-36-13-X	28	LED 2 IN 67	16	OR-LBI-36-DV-()()	54	OR-WB-PM-D	162
ACT-PW-TAB-9-EL	30	LED 2 IN 79	16	OR-LBI-36-N2-()()	54	OR-WB-PM-DV	162
BP-L	160	LED 3 13 BLK	18	OR-LBI-36-()()	54	OR-WB-PM-M	162
BP-PD	160	LED 3 13 BLK I	24	OR-LBI-42-DV-()()	54	OR-WB-PM-R	162
COPE-01	26	LED 3 21 BLK	18	OR-LBI-42-N2-()()	54	OR-WB-TCM-DV	162
COPE-01-BASE	26	LED 3 21 BLK I	24	OR-LBI-42-()()	54	OR-WB-TCM-M	162
COPE-02	26	LED PIR	14, 16, 20, 22	OR-LBI-45-()()	54	OR-WB-TCM-R	162
COPE-02-BASE	26	OA-CPU2-MTL	158	OR-LBI-48-DV-()()	54	OR-WB-TR	162
COPEBULB	26	OA-CPU2-SLNG	158	OR-LBI-48-N2-()()	54	OR-WB-WM	162
COPE-CLMP	26	OAK-21-AL-BK-(16,18,22,23,25)	154	OR-LBI-48-()()	54	R2	166
COPE-SLT	26	OAK-21-AL-BK-PT-(16,18,22,23,25)	154	OR-LBI-54-N2-()()	54	S1	166
F-24-14	164			OR-LBI-54-()()	54	S2	166

<i>pattern no.</i>	<i>page</i>	<i>pattern no.</i>	<i>page</i>	<i>pattern no.</i>	<i>page</i>	<i>pattern no.</i>	<i>page</i>
SAP 3 BKT	108	SAP GRMT	122	SAP MA C SW DIR K	64	SAP VESA 400 400	114
SAP 4 BKT	108	SAP MA 16 4 ANT CTR K	74	SAP MA C WL DIR K	64	SAP WL DIR	124
SAP 50 B 16 M 3 ANT SIDE K	94	SAP MA 24 4 ANT CTR K	74	SAP MA D ANT CTR K	66	SAP WL DIR C	124
SAP 50 B 16 M 3 CLMP HD K	92	SAP MA 3 ANT CTR K	72	SAP MA D ANT SIDE K	68	SAP WL MST	124
SAP 50 B 16 M 4 ANT SIDE K	98	SAP MA 3 ANT SIDE K	72	SAP MA D CLMP DP K	66	SF-SB-(E, J)	156
SAP 50 B 16 M 4 CLMP HD K	96	SAP MA 3 CLMP DP K	70	SAP MA D CLMP K	66	SF-SB-(GS, BS)	156
SAP 50 B 16 S 3 ANT SIDE K	94	SAP MA 3 CLMP K	70	SAP MA D FTM K	66	XYZ ANT SIDE	144
SAP 50 B 16 S 3 CLMP HD K	92	SAP MA 3 FTM K	70	SAP MA D GRMT K	66	XYZ C ANT SIDE	146
SAP 50 B 16 S 4 ANT SIDE K	98	SAP MA 3 GRMT K	70	SAP MA D SW MST 12 K	68	XYZ C CLMP	146
SAP 50 B 16 S 4 CLMP HD K	96	SAP MA 3 SW MST 12 K	72	SAP MA D SW MST 16 K	68	XYZ C CLMP DP	146
SAP 50 B 24 M 3 ANT SIDE K	94	SAP MA 3 SW MST 16 K	72	SAP MA D SW MST 8 K	68	XYZ C FTM	146
SAP 50 B 24 M 3 CLMP HD K	92	SAP MA 3 SW MST 8 K	72	SAP MA D WL MST 12 K	68	XYZ C GRMT	146
SAP 50 B 24 M 4 ANT SIDE K	98	SAP MA 3 WL MST 12 K	72	SAP MA D WL MST 16 K	68	XYZ C POLE DCH	146
SAP 50 B 24 M 4 CLMP HD K	96	SAP MA 3 WL MST 16 K	72	SAP MA D WL MST 8 K	68	XYZ C POLE SLOT	146
SAP 50 B 24 S 3 ANT SIDE K	94	SAP MA 3 WL MST 8 K	72	SAP MA S	108	XYZ CLMP	144
SAP 50 B 24 S 3 CLMP HD K	92	SAP MA 50 WL DIR K	82	SAP MA S ANT CTR K	62	XYZ CLMP DP	144
SAP 50 B 24 S 4 ANT SIDE K	98	SAP MA 50D 16 ANT CTR K	86	SAP MA S ANT SIDE K	62	XYZ CROSS	150
SAP 50 B 24 S 4 CLMP HD K	96	SAP MA 50D 16 ANT SIDE K	86	SAP MA S CLMP DP K	60	XYZ D CLMP	144
SAP 50 B 32 M 6 ANT SIDE K	102	SAP MA 50D 16 CLMP DP K	84	SAP MA S CLMP K	60	XYZ FTM	144
SAP 50 B 32 M 6 CLMP HD K	100	SAP MA 50D 16 CLMP K	84	SAP MA S DH K	62	XYZ GRMT	144
SAP 50 B 32 M 8 ANT SIDE K	106	SAP MA 50D 16 FTM K	84	SAP MA S FTM K	60	XYZ MA BLOCK	148
SAP 50 B 32 M 8 CLMP HD K	104	SAP MA 50D 16 GRMT K	84	SAP MA S GRMT K	60	XYZ MA C	150
SAP 50 B 32 S 6 ANT SIDE K	102	SAP MA 50D 24 ANT CTR K	86	SAP MA S POLE DCH K	64	XYZ MA C ANT SIDE K	142
SAP 50 B 32 S 6 CLMP HD K	100	SAP MA 50D 24 ANT SIDE K	86	SAP MA S POLE SLOT K	64	XYZ MA C CLIP	150
SAP 50 B 32 S 8 ANT SIDE K	106	SAP MA 50D 24 CLMP DP K	84	SAP MA S SW MST 12 K	62	XYZ MA C CLMP DP K	140
SAP 50 B 32 S 8 CLMP HD K	104	SAP MA 50D 24 CLMP K	84	SAP MA S SW MST 16 K	62	XYZ MA C CLMP K	140
SAP 50 WL DIR	126	SAP MA 50D 24 FTM K	84	SAP MA S SW MST 8 K	62	XYZ MA C FTM K	140
SAP 50D BKT	110	SAP MA 50D 24 GRMT K	84	SAP MA S WL MST 12 K	64	XYZ MA C GRMT K	140
SAP ANT CTR	122	SAP MA 50D WL MST 12 K	86	SAP MA S WL MST 16 K	64	XYZ MA C POLE DCH K	142
SAP ANT SIDE	122	SAP MA 50D WL MST 16 K	86	SAP MA S WL MST 8 K	64	XYZ MA C POLE SLOT K	142
SAP B 16 M 3 ANT SIDE K	94	SAP MA 50S	110	SAP MA SL	108	XYZ MA C STRIP	150
SAP B 16 M 3 CLMP HD K	92	SAP MA 50S 16 ANT CTR K	80	SAP MA SL 16 ANT CTR K	76	XYZ MA CLIP	148
SAP B 16 M 4 ANT SIDE K	98	SAP MA 50S 16 ANT SIDE K	82	SAP MA SL 16 ANT SIDE K	78	XYZ MA D CLMP K	138
SAP B 16 M 4 CLMP HD K	96	SAP MA 50S 16 CLMP DP K	80	SAP MA SL 16 CLMP K	76	XYZ MA S	148
SAP B 16 S 3 ANT SIDE K	94	SAP MA 50S 16 CLMP K	80	SAP MA SL 16 FTM K	76	XYZ MA S ANT SIDE K	134
SAP B 16 S 3 CLMP HD K	92	SAP MA 50S 16 FTM K	80	SAP MA SL 24 ANT CTR K	76	XYZ MA S CLMP DP K	134
SAP B 16 S 4 ANT SIDE K	98	SAP MA 50S 16 GRMT K	80	SAP MA SL 24 ANT SIDE K	78	XYZ MA S CLMP K	134
SAP B 16 S 4 CLMP HD K	96	SAP MA 50S 24 ANT CTR K	80	SAP MA SL 24 CLMP K	76	XYZ MA S FTM K	134
SAP B 24 M 3 ANT SIDE K	94	SAP MA 50S 24 ANT SIDE K	82	SAP MA SL 24 FTM K	76	XYZ MA S GRMT K	134
SAP B 24 M 3 CLMP HD K	92	SAP MA 50S 24 CLMP DP K	80	SAP MA SL POLE DCH K	78	XYZ MA S POLE DCH K	136
SAP B 24 M 4 ANT SIDE K	98	SAP MA 50S 24 CLMP K	80	SAP MA SL POLE SLOT K	78	XYZ MA S POLE ECH K	136
SAP B 24 M 4 CLMP HD K	96	SAP MA 50S 24 FTM K	80	SAP MA SL WL DIR K	78	XYZ MA S POLE SLOT K	136
SAP B 24 S 3 ANT SIDE K	94	SAP MA 50S 24 GRMT K	80	SAP MA SL WL MST 12 K	78	XYZ MJ	148
SAP B 24 S 3 CLMP HD K	92	SAP MA 50S MJ	112	SAP MA SL WL MST 16 K	78	XYZ POLE DCH	144
SAP B 24 S 4 ANT SIDE K	98	SAP MA 50S POLE DCH K	82	SAP MA SL WL MST 8 K	78	XYZ POLE ECH	144
SAP B 24 S 4 CLMP HD K	96	SAP MA 50S POLE SLOT K	82	SAP MJ	112, 150	XYZ POLE SLOT	144
SAP B 32 M 6 ANT SIDE K	102	SAP MA 50S SL	110	SAP MST 12	118		
SAP B 32 M 6 CLMP HD K	100	SAP MA 50S SL 16 ANT CTR K	88	SAP MST 16	118		
SAP B 32 M 8 ANT SIDE K	106	SAP MA 50S SL 16 ANT SIDE K	90	SAP MST 24	118		
SAP B 32 M 8 CLMP HD K	104	SAP MA 50S SL 16 CLMP K	88	SAP MST 32	118		
SAP B 32 S 6 ANT SIDE K	102	SAP MA 50S SL 16 FTM K	88	SAP MST 8	118		
SAP B 32 S 6 CLMP HD K	100	SAP MA 50S SL 24 ANT CTR K	88	SAP MST CM	120		
SAP B 32 S 8 ANT SIDE K	106	SAP MA 50S SL 24 ANT SIDE K	90	SAP MST KNB	120		
SAP B 32 S 8 CLMP HD K	104	SAP MA 50S SL 24 CLMP K	88	SAP POLE CH MST	124		
SAP B CM	120	SAP MA 50S SL 24 FTM K	88	SAP POLE DCH	124		
SAP B M	116	SAP MA 50S SL POLE DCH K	90	SAP POLE SLOT	124		
SAP B MJ	112	SAP MA 50S SL POLE SLOT K	90	SAP POLE SLOT MST	124		
SAP B MJ 50	112	SAP MA 50S SL WL DIR K	90	SAP POLE50 DCH	126		
SAP B MST CM	120	SAP MA 50S SL WL MST 12 K	90	SAP POLE50 SLOT	126		
SAP B S	116	SAP MA 50S SL WL MST 16 K	90	SAP SW DIR	122		
SAP CLMP	122	SAP MA 50S SL WL MST 8 K	90	SAP SW DIR C	124		
SAP CLMP DP	122	SAP MA 50S WL MST 12 K	82	SAP SW MST	122		
SAP CLMP HD	122	SAP MA 50S WL MST 16 K	82	SAP VESA 100 200	112		
SAP D BKT	108	SAP MA 50S WL MST 8 K	82	SAP VESA 200 200	112		
SAP FTM	122	SAP MA C	108	SAP VESA 300 300	114		

Selling Policy

This Selling Policy supercedes all previous selling policies. Prices, discounts and product offerings are subject to change without notice.	
Terms & Conditions of Sales	Sales by Knoll, Inc. or Knoll North America Corp. ("Seller") of Knoll Product Lines (hereinafter "Products") within the United States and Canada are made only on the terms which are contained in this Selling Policy. Seller hereby gives notice of its objection to any different or additional terms and conditions. This sale is expressly conditional upon Purchaser's assent to the terms and conditions set forth below. Additional terms and conditions may apply to KnollStudio and KnollTextiles orders. These terms and conditions may be modified or supplemented only by a written document signed by an authorized representative of Seller. These terms and conditions supercede any prior and/or contemporaneous agreements or correspondence between Purchaser and Seller. Written quotations expire thirty (30) days from the date of issuance and can be withdrawn by written notice anytime during that period. Where Purchaser and Seller have entered into the Knoll Electronic Terms and Conditions, all orders, acknowledgements, invoices and other business communications placed or transmitted in accordance with the Knoll Electronic Terms and Conditions shall be deemed to be in writing and signed and shall be valid for all purposes as if they were originated and maintained in documentary form.
Ordering Information	All orders must be in writing. The product pattern number(s) contained on Seller's order acknowledgement shall be the final expression of the order.
Order Confirmation	A purchase order is not binding on Seller until Purchaser has received Seller's order confirmation or acknowledgment.
Pricing Policies	List prices are subject to change without notice. List prices shall be those prices in effect on the date of receipt of a complete purchase order unless shipment is requested more than ninety (90) days after order entry in which case prices in effect on the date of shipment apply. List prices include specified freight costs. Unless specified in writing by Seller, no other charges are included in Seller's list prices.
Taxes	All sales, use, excise and other taxes applicable to the sale of the Products shall be paid by Purchaser. If Purchaser claims an exemption from any tax, Purchaser shall submit to Seller the appropriate exemption certificates.
Terms of Payment	Payment for one hundred percent (100%) of the net order amount is due within thirty (30) days of the date of invoice, which is generally issued upon shipment. In case of any discrepancies, such as shortages, and Seller is notified in writing within ten (10) days of receipt of Product, only that portion may be deducted and the balance paid. For orders greater than \$100,000 net, a fifty percent (50%) deposit is due at the time of order placement, with the remainder due within thirty (30) days of the date of invoice. KnollStudio orders less than \$2,000 require payment for one hundred percent (100%) of the net order amount (including any applicable sales tax and charges for inside delivery, special packaging, etc.), due at time of order placement. For KnollStudio orders greater than \$2,000, a one-half (50%) deposit is due at time of order placement with the remainder (including any applicable sales tax and charges for inside delivery, special packaging, etc.) due prior to shipment. If, in the judgment of Seller, Purchaser's financial condition does not justify the terms of the payment, Seller may require full or partial payment in advance. Past due accounts shall be charged one and one-half percent (1.5%) per month, or the highest rate permitted by law, whichever is less, and will be added to the outstanding balance. In the event Purchaser defaults on payment, Purchaser shall be liable for all collection costs, including reasonable attorney's fees and costs.
Changes and Cancellation	Purchase orders may not be changed or cancelled, in whole or in part, without prior written consent of Seller. Changes may effect delivery dates. Expenses incurred because of changes shall be charged to Purchaser. In the event of cancellations, Purchaser will be liable for reasonable cancellation charges established by Seller. Orders for special Product, orders including "COM" (hereinafter defined) material and orders pursuant to expedited delivery programs, may not be canceled.
Freight Prepaid	Freight is prepaid and included in the price of all Products, except KnollTextiles, within the 48 contiguous United States for orders placed with Knoll, Inc. and within Canada, excluding the Yukon, Northwest Territories, Nunavut and Newfoundland for orders placed with Knoll North America Corp. Packing is tested for rigorous motion and transportation but is not guaranteed to protect furniture from all conditions. If special packaging is required for any reason, please consult with your sales representative or dealer. Seller shall select the method of shipment and routing. Freight for all KnollTextiles orders is prepaid and added to the invoice.
Delivery/Freight Charges	Shipments outside the contiguous 48 United States and Canada shall be shipped F.O.B. Origin. For shipments outside the contiguous United States and Canada, Purchaser is responsible for the cost of freight from point of embarkation, including any handling and transportation charges incidental to loading at the point of departure and unloading at the final destination. Conditions beyond the control of Seller, including weather, available facilities and traffic conditions, may affect exact time of delivery. Seller shall not be responsible for specific carrier delivery date or time unless it has made a specific delivery commitment, in writing. Nonstandard methods of shipment and/or additional services are available upon request. Purchaser will be billed for the differential cost of any special services in excess of standard surface carrier freight costs. Premium charges, at Purchaser's request, will be added for airfreight, exclusive use of vehicle and extra, export or special packaging. Accessorial charges will be added for inside delivery, extra labor, reconsignment and redelivery. Partial shipments may be made and invoiced by Seller.
Claims	All shipments for Knoll Products within the contiguous United States and Canada are F.O.B. Origin. All risk of loss passes to Purchaser at time of delivery to carrier. Purchaser shall inspect all Products upon receipt and notify Seller within ten (10) working days after receipt of any damage or defects which are, or should be, apparent from an inspection of the Product and its packaging. Failure of Purchaser to notify Seller during the ten (10) working day period shall constitute acceptance of the Products and waiver of any apparent defects, errors or shortages. For all claims relating to Product damaged in transit or for any other claims relating to or arising out of the transportation of the Product, Purchaser must seek recovery from the carrier and Seller has no liability to Purchaser for such claims. Seller may, upon request, assist Purchaser with filing of such claims with the carrier, but Seller will not be liable for any of these transportation related claims.
Seller's Security Interest	Until Seller receives the full payment for the Product, Seller shall have a security interest in the Product. Purchaser agrees to perform all acts, including but not limited to the execution and filing of documentation, which may be necessary to perfect and assure the security interest of Seller.
Returns	The return of Products without a written authorization by Seller shall not be accepted. To receive authorization for Product return, please call Customer Service. All Products that are returned pursuant to a valid authorization shall be subject to a twenty-five percent (25%) of list restocking charge. Products not currently offered for sale by Seller (including COM) shall not be authorized for return. All returned Products must be unused, in original condition and in the original Seller packing cartons. No refund or credit shall be given for damaged Products.
Held Orders/Storage	If Purchaser requests that an order be held or delayed, prices and terms and conditions in effect at the time of shipment shall apply. If Purchaser requests a delay after the time when Seller can defer production, Purchaser will be invoiced for the Product, payable in accordance with standard terms, when the order is ready for shipment. Seller may transfer the Product to storage, in which case all expenses incurred in connection with storage, including demurrage, preparation for storage, storage charges and handling shall be payable by Purchaser upon submission of invoices by Seller. Risk of loss to the Product shall pass to the Purchaser upon delivery of the Product into storage.

Selling Policy

Customer's Own Material	<p>A Purchaser who requests a fabric or other surface material not standard to Seller's line of Products ("COM") must submit samples of the requested material to Seller prior to entry of a purchaser order. Seller shall determine if the material is suitable to its manufacturing processes and meets any requirements of Underwriters Laboratories. If the COM is acceptable, Seller will then establish a price for using the COM or the Product in question. For a description of the procedures for submitting samples and testing, contact customer resources or your sales representative. Seller shall have no responsibility for the appearance, condition, performance, durability, colorfastness or any other physical attribute of the COM. Purchaser shall indemnify and hold Seller harmless for any damages, injuries or losses arising out of or related to use of the COM on the Product.</p>
Warranty	<p>Seller warrants to the original Purchaser only that the Products Seller manufactures and sells to Purchaser are free of defects in workmanship and materials, during the applicable warranty period set forth below.</p> <p>Warranty period set forth below is for 24-hour, 7 days a week, multi shift use (includes parts and labor to repair).</p> <p>Should any failure to conform with this limited warranty appear to a Product listed below during the applicable warranty period from the date of shipment, Seller shall, upon prompt written notice, repair or replace, at its option and costs, the affected part or parts.</p> <p><i>Product and Period of Warranty</i></p> <p><i>Lifetime: Antenna Workspaces, AutoStrada, Calibre, Crinion Open Table, Currents, Dividends Horizon, Morrison, Reff Profiles laminate, Series 2 Storage, Template and other non-wood components (except cascade edge worksurfaces, operational parts, controls, electrical, Lighting, Series 2 Veneer Front Storage, special or custom products, see below)</i></p> <p><i>12 Years: Chadwick, Essentials Work Chairs, Generation by Knoll, Life, Moment, MultiGeneration by Knoll, ReGeneration by Knoll, Remix, and Toboggan seating (except seating upholstery, textiles, leathers and finishes, see below).</i></p> <p><i>10 Years: Anchor Storage except digital keypad lock, Antenna Workspaces, AutoStrada, Crinion Open Table, Dividends Horizon, Dividends Horizon Satellite Surfaces, Reff Profiles, Template wood components, Series 2 Veneer Front Storage, cascade edge worksurfaces, Wood Casegoods (The Graham Collection) (except wood casegoods upholstered surfaces, see below), Reuter overheads, Reuter vertical storage, KnollExtra Sapper Monitor Arm Collection, Sapper XYZ Monitor Arm, Adjustable keyboard mechanisms and platforms, Communication Boards (except fabric board textiles, see below), Smokador collection (except leathers, see below), and Orchestra Universal Systems Accessories, k. lounge structural components.</i></p> <p><i>5 Years: Operational parts, controls, electrical, Lighting (except light ballasts, bulbs and power supply, see below), special or custom product, wood veneer products, Currents handcrank, Interaction Counterforce, KnollStudio, Spark Series seating structural elements, structural elements of all KnollStudio outdoor products including all Richard Schultz designed products, KnollExtra CPU storage and all universal storage drawers and Power Collection, Tone Tables.</i></p> <p><i>3 Years: Seating upholstery, textiles, leathers and finishes. Fabric boards textiles and Smokador Collection leathers.</i></p> <p><i>2 Years: Anchor Storage digital keypad lock, all other KnollExtra product</i></p> <p><i>1 Year: Light ballasts, bulbs and power supply, seating upholstered armpads and soft armpads, wood casegoods upholstered surfaces. KnollStudio, outdoor product finishes, k. lounge upholstery and k. lounge fabric.</i></p> <p>This warranty does not apply to:</p> <ul style="list-style-type: none">• Damage caused by a carrier other than the Seller.• Normal wear and tear or acts or omissions of parties other than Seller (including user modification, improper use or installation of Products).• COM or other third party materials applied to Products.• Products not installed by or under the auspices of a Knoll Dealer.• Dramatic temperature variations or exposure to unusual conditions.• Changes in surface finishes, including colorfastness due to aging or exposure to light.• Except as specifically noted above, textiles and upholstery supplied by <i>KnollTextiles</i> (consult current <i>KnollTextiles</i> price list for applicable warranty). <p>Natural variations occurring in wood, marble, and leather shall not be considered defects, and the Seller does not guarantee the colorfastness or matching of the colors, grains or textures, or surface hardness of such materials. The Seller also does not guarantee the colorfastness of fiberglass panel surfaces.</p> <p>THE EXPRESS WARRANTIES CONTAINED HEREIN ARE IN LIEU OF ALL OTHER WARRANTIES, EXPRESS OR IMPLIED, INCLUDING ANY WARRANTIES OF MERCHANTABILITY AND FITNESS FOR PARTICULAR PURPOSE AND ALL OTHER WARRANTIES ARISING FROM COURSE OF DEALING OR USAGE OF TRADE.</p> <p>The remedies provided above are the Purchaser's sole remedies for any failure of Seller to comply with its obligations regarding the workmanship of its Products. Correction of any nonconformity in the manner and for the period of time provided shall constitute complete fulfillment of all liabilities of Seller, with respect to or arising out of the Product furnished hereunder.</p>
Delay/Force Majeure	<p>Seller shall not be liable for failure to perform or for delay in performance due to fire, flood, strike or other labor difficulty, act of God, act of any governmental authority or of the Purchaser, riot, embargo, fuel or energy shortage, wrecks or delay in transportation, inability to obtain necessary labor, materials or manufacturing facilities from usual sources or failure of suppliers to meet their contractual obligations, or due to any cause beyond its reasonable control. If any such event occurs, Seller may extend delivery dates by a period of time necessary to overcome the effect of such delay, allocate available Product or cancel any purchase order.</p>
Compliance with Law	<p>PURCHASER IS SOLELY RESPONSIBLE FOR COMPLIANCE WITH ALL APPLICABLE FEDERAL, STATE AND LOCAL LAWS, ORDINANCES, REGULATIONS, RULES AND STANDARDS RELATING TO THE INSTALLATION, MAINTENANCE, USE AND OPERATION OF THE PRODUCTS.</p>
Patents	<p>Subject to the following provisions, Seller shall, at its own expense, defend or, at its option, settle any claim, suit or proceeding brought against the Purchaser, and/or its vendees, mediate and immediate, so far as based on an allegation that any Product or any part thereof furnished hereunder constitutes a direct or a contributory infringement of any claim of any patent of the United States or Canada. This obligation shall be effective only if Purchaser shall have made all payments then due hereunder and if Seller is notified promptly in writing and given authority, information and assistance for the defense of said claim, suit or proceeding. Seller shall pay all damages and costs awarded in such suit or proceedings so defended.</p> <p>The foregoing indemnity does not apply to the following:</p> <ul style="list-style-type: none">• Products supplied according to a design other than that of Seller, and which is required by the Purchaser.• Combination of the Product with another product not furnished hereunder unless Seller is a contributory infringer.• Any settlements of a suit or proceeding made without Seller's written consent.
Limitations of Liability	<p>SELLER, ITS CONTRACTORS, AUTHORIZED DEALERS AND SUBCONTRACTORS OR SUPPLIERS OF ANY TIER SHALL NOT BE LIABLE TO PURCHASER FOR ANY SPECIAL, INDIRECT, INCIDENTAL OR CONSEQUENTIAL DAMAGES ARISING FROM A BREACH OF THIS AGREEMENT.</p> <p>Purchaser's remedies set forth herein are exclusive and the liability of Seller with respect to the breach of this agreement or any contract entered into between the parties pursuant hereto shall not exceed the price of the Product or part on which such liability is based.</p>

General Ordering Information

The Products

This guide encompasses all standard products for this product group.

Sizes

Dimensions listed in this guide are indicated as:

H = height

W = width

D = depth

Dia. = diameter

Rad. = radius

Pricing

All prices shown are list.

How to Order

Select pattern numbers and quantities required for your complete installation. Product questions can be addressed in the specific sections of this guide or by contacting your sales representative or customer resource representative at 1-800-343-5665.

Next, select options (if required), along with colors and finishes appropriate to each product. Reference the Finishes and Fabrics pages for color designations.

On large installations, an item's "designated area" can be specified to assist in product organization and handling.

To expedite complete / correct entry of your order, be certain all pattern numbers, quantities, colors and area identifications are completely specified. Also, include complete purchase order numbers, bill-to and ship-to addresses, a contact name and specific factory shipping dates required.

Mail all orders to:

Knoll, Inc.
1235 Water Street
East Greenville, PA 18041
Attention: Order Entry

Once your order is entered at Knoll, an acknowledgment will be mailed to you. You will be advised of your scheduled shipping date within five days of the original acknowledgment. If it is necessary to revise your order, please contact your customer resource representative.

Sustainability Statement

Sustainable design is a key component of Knoll's environmental focus. Our commitment to social responsibility and a healthy environment has prompted us to further articulate our longstanding environmental programs and, with encouragement and support from our colleagues in the industry, we have re-energized our focus on such "green" initiatives as life cycle analysis and LEED™ certification. Knoll is proud to have contributed to projects that have received LEED certification from the U.S. Green Building Council.

For the latest information on Knoll products that help our customers achieve LEED certification, log on to knoll.com, click on "About Knoll" and then "Environmental Focus."