

September 3, 2014

Updated January 1, 2016

800-424-2432





Contents

Refer to KI Terms & Conditions document or visit ki.com.

Ordering C.O.M., C.O.L., and C.O.V.	High Point	2
Soltice® Metal		
Multiple Seating General Information		4
Multiple Seating		14
Multiple Seating - Three Seat Spanner		34
Multiple Seating Add-on		38
Laminate Connecting Tables		62
Veneer Connecting Tables		66
Solid Surface Connecting Tables		70
Lobby and Lounge Seating General Information		74
Lobby and Lounge Seating		78
Occasional Tables General Information		84
Laminate Club Tables		86
Laminate Lamp Tables		88
Laminate Coffee & Console Tables		90
Veneer Club Tables		92
Veneer Lamp Tables		94
Veneer Coffee & Console Tables		96
Solid Surface Club Tables		98
Solid Surface Lamp Tables		100
Solid Surface Coffee & Console Tables		102
Healthcare Seating General Information		104
Healthcare Seating		106

Ordering C.O.M., C.O.L., and C.O.V.

High Point

Customer's Own Material ■

Specifications Form

March 2015

All fabrics, including COM, COL, KOM and in grades will be applied at the factory's discretion. If a pattern or stripe is to be applied in a certain direction, the customer MUST specify this in writing on the P.O. and attach a sample of the fabric with it running in the application direction to the P.O. Specifying fabric direction may increase the amount of COM or KOM yardage required. Check with KI Customer Service to see if an increase in yardage is necessary BEFORE specifying, ordering and sending COM and COL to the factory or having KOM quoted.

ALL C.O.M AND C.O.L SHIPMENTS
MUST BE PREPAID TO:

KI
217 Feld Avenue
High Point, NC 27263

COM and COL must be identified as follows:

1. Name and address
2. Your purchase order number
3. Our style number to which fabric is to be applied
4. Supplier name and fabric name, number, and color

COLLECT SHIPMENTS WILL BE REFUSED.

SHIPMENT SCHEDULE WILL BE GIVEN WHEN ALL FABRIC IS RECEIVED FOR ENTIRE ORDER

YARDAGE REQUIREMENTS LISTED IN PRICE LIST ARE BASED ON PLAIN GOODS 54" WIDE. Fabrics less than 54" wide, or those requiring matching (stripes, plaids, prints, large patterns) will require additional yardage based on the fabric used and the item ordered.

FABRIC WITH NAP: IF USING MOHAIR, VELVET OR ANY FABRIC WITH A "NAP", INCREASE YARDAGE REQUIRE BY 11%.

CONSULT MATRIX BELOW FOR ADDITIONAL YARDAGE NEEDED.

C.O.M. INCREASE MATRIX (The yardage matrix is also applicable to any reservations of KI Ingrade, Pallas, or KOM upholsteries).

This table is a general guide.

FABRIC WIDTH	PLAIN FABRIC	UNDER 7" REPEAT	8"-13" REPEAT	14"-21" REPEAT	22"-27" REPEAT	28"-33" REPEAT	34"-40" REPEAT	41"-48" REPEAT
54"	0	20%	25%	30%	40%	50%	60%	70%
51"-53"	15%	25%	30%	35%	45%	60%	70%	80%
48"-50"	20%	30%	35%	40%	50%	65%	75%	85%
45"-47"	30%	45%	50%	55%	60%	80%	90%	100%
36"-44"	50%	65%	70%	75%	80%	100%	110%	120%

FABRIC WITH DOUBLE REPEAT: IF USING A FABRIC WITH A DOUBLE REPEAT, PLEASE FOLLOW THIS FORMULA: TAKE THE TOTAL AMOUNT OF THE LARGER AND HALF OF THE SMALLER REPEAT; ADD TOGETHER TO FIND THE CORRECT OVERALL REPEAT. EXAMPLE: 10" VERTICAL WITH 14" HORIZONTAL WOULD BE $14 + 5 = 19$.

IF FABRIC COMES IN ON MULTIPLE ROLLS, ONE ADDITIONAL YARD PER ROLL NEEDS TO BE ADDED TO THE YARDAGE REQUIREMENT.

SPECIAL NOTE: WE CAN ASSUME NO RESPONSIBILITY FOR THE DURABILITY OR TAILORING QUALITY OF CUSTOMER FURNISHED COVERINGS (C.O.M.) OR KOM. KOM: is fabric that KI will purchase for you at jobber's price (net) plus a nominal charge for handling, shipping, and managing.





Customer's Own Material ■

Specifications Form

March 2015

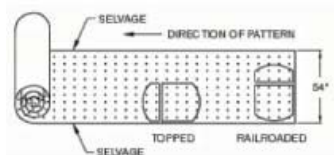
ADDITIONAL NOTES:

- Orders cannot go into production without the information listed at right.
- Attach memo sample to this approval sheet.
- If your order has been placed, list PO# _____
- The cost of the COM sample will be paid by the client.
- Even after preliminary approval, KI reserves the right to reject COM/COL if necessary when the quality is not satisfactory for the product to be upholstered. KI assumes no responsibility for its overall appearance, flammability, durability, color fastness or any other quality after upholstered on a KI product.

ALL COM MUST BE APPROVED.

Photocopy this form and submit with COM fabric for approval:

(This fabric approval is for the purpose of advising how to apply your COM fabric, verify yardage required, and suitability.)



YOUR COMPANY NAME _____

PHONE _____ FAX _____

Material Supplier _____

Material Name _____ Number _____

Material Color _____ Width _____

Vertical Repeat _____ Horizontal Repeat _____

Fiber Content _____

Direction Stripe/Pattern to be applied _____

COM TO BE USED ON THE FOLLOWING:

QTY PRODUCT NAME/NUMBER



Soltice® Metal

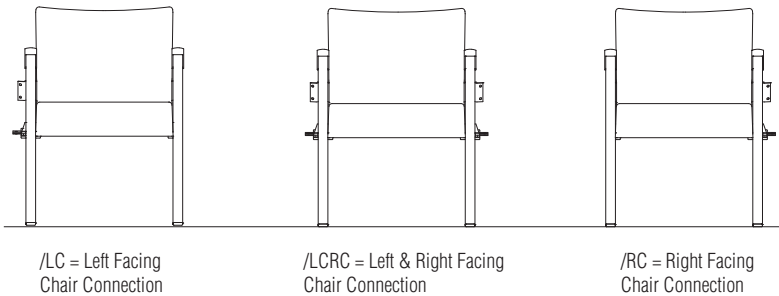
Multiple Seating General Information



One Seat - Open Arm (SOMC)	Two Seat - Open Arm (SOMCC)	Three Seat - Open Arm (SOMCCC)	One Seat - Closed Arm (SPMC)	Two Seat - Closed Arm (SPMCC)	Three Seat - Closed Arm (SPMCCC)
-------------------------------	--------------------------------	-----------------------------------	---------------------------------	----------------------------------	-------------------------------------

General Dimensions						
Seat width	21"	21" each	21" each	21"	21" each	21" each
Seat depth	17-1/2"	17-1/2"	17-1/2"	17-1/2"	17-1/2"	17-1/2"
Seat height	19"	19"	19"	19"	19"	19"
Arm width	1-7/8"	1-7/8"	1-7/8"	1-7/8"	1-7/8"	1-7/8"
Arm height	27-1/2"	27-1/2"	27-1/2"	27-1/2"	27-1/2"	27-1/2"
Overall Dimensions						
Width	24-1/2"	47"	69-1/2"	24-1/2"	47"	69-1/2"
Depth	23-1/2"	23-1/2"	23-1/2"	23-1/2"	23-1/2"	23-1/2"
Height	33-13/16"	33-13/16"	33-13/16"	33-13/16"	33-13/16"	33-13/16"

Multiple Seating Chair Connection Brackets (Example)



UPHOLSTERY INFORMATION

C.O.M. Fabric

For C.O.M. fabric sent to KI-High Point on multiple rolls, add an additional yard of fabric per roll to the yardage requirements. Multiple rolls have shorter pieces of fabric on them and do not allow nesting and stacking of the fabric to achieve the best yield as is done with one large roll. This results in yardage shortages and requests for additional fabric from the client, which can delay an order. For each roll that is sent, one yard needs to be added to one of the rolls, not separately.

Fabric Disclaimer

Fabric will be applied as swatched by the fabric manufacturer. Fabric that is required to be applied differently than is swatched will need a Special Cost Request written specifying the direction the fabric is to be applied. The posted standard lead time will apply to the Special Cost Request.

FINISH INFORMATION

SPECIAL FINISH MATCHES

KI can match special finish requests at an upcharge of \$66 List per item, up to 12 or a maximum charge of \$794 List per order per color. Special finish requests must be sent to your KI customer service representative.

Upon receipt from KI, the finishing department will prepare a "strike-off" which will be sent to the customer for approval.

The approval form accompanying the strike-off should be faxed to your KI customer service representative. Upon receipt of the signed approval form, KI will proceed with the order. Disapproved samples may be sent back to KI directly with an explanation of disapproval. A Special Finish Number (SFN) will be assigned to this finish sample for future reference or reorders



Soltice® Metal

Multiple Seating General Information



**Bariatric - Open Arm
(SOMB)**

**Bariatric - Closed Arm
(SPMB)**

**Loveseat - Open Arm
(SOM33)**

**Loveseat - Closed Arm
(SPM33)**

**Spanner - Open Arm
(SOM3S)**

**Spanner - Closed Arm
(SPM3S)**

General Dimensions						
Seat width	30"	30"	41"	41"	66"	66"
Seat depth	17-1/2"	17-1/2"	17-1/2"	17-1/2"	17-1/2"	17-1/2"
Seat height	19"	19"	19"	19"	19"	19"
Arm width	1-7/8"	1-7/8"	1-7/8"	1-7/8"	1-7/8"	1-7/8"
Arm height	27-1/2"	27-1/2"	27-1/2"	27-1/2"	27-1/2"	27-1/2"
Overall Dimensions						
Width	33"	33"	44"	44"	69-1/2"	69-1/2"
Depth	23-1/2"	23-1/2"	23-1/2"	23-1/2"	23-1/2"	23-1/2"
Height	33-13/16"	33-13/16"	33-13/16"	33-13/16"	33-13/16"	33-13/16"

INFORMATION

Warranty

Refer to KI Terms & Conditions document
or visit ki.com

Soltice® Metal

Multiple Seating General Information

	One Seat Add-on Open Arm (SOMACL/SOMACR)	Two Seat Add-on Open Arm (SOMACCL/SOMACCR)	Three Seat Add-on Open Arm (SOMACCCL/SOMACCCR)	One Seat Add-on Closed Arm (SPMACL/SPMACR)	Two Seat Add-on Closed Arm (SPMACCL/SPMACCR)	Three Seat Add-on Closed Arm (SPMACCCL/SPMACCCR)
General Dimensions						
Seat width	21"	21" each	21" each	21"	21" each	21" each
Seat depth	17-1/2"	17-1/2"	17-1/2"	17-1/2"	17-1/2"	17-1/2"
Seat height	19"	19"	19"	19"	19"	19"
Arm width	1-7/8"	1-7/8"	1-7/8"	1-7/8"	1-7/8"	1-7/8"
Arm height	27-1/2"	27-1/2"	27-1/2"	27-1/2"	27-1/2"	27-1/2"
Overall Dimensions						
Width	22-1/2"	45-1/2"	68"	22-1/2"	45-1/2"	68"
Depth	23-1/2"	23-1/2"	23-1/2"	23-1/2"	23-1/2"	23-1/2"
Height	33-13/16"	33-13/16"	33-13/16"	33-13/16"	33-13/16"	33-13/16"

UPHOLSTERY INFORMATION

C.O.M. Fabric

For C.O.M. fabric sent to KI-High Point on multiple rolls, add an additional yard of fabric per roll to the yardage requirements. Multiple rolls have shorter pieces of fabric on them and do not allow nesting and stacking of the fabric to achieve the best yeild as is done with one large roll. This results in yardage shortages and requests for additional fabric from the client, which can delay an order. For each roll that is sent, one yard needs to be added to one of the rolls, not separately.

Fabric Disclaimer

Fabric will be applied as swatched by the fabric manufacturer. Fabric that is required to be applied differently than is swatched will need a Special Cost Request written specifying the direction the fabric is to be applied. The posted standard lead time will apply to the Special Cost Request.

FINISH INFORMATION

SPECIAL FINISH MATCHES

KI can match special finish requests at an upcharge of \$66 List per item, up to 12 or a maximum charge of \$794 List per order per color. Special finish requests must be sent to your KI customer service representative.

Upon receipt from KI, the finishing department will prepare a "strike-off" which will be sent to the customer for approval.

The approval form accompanying the strike-off should be faxed to your KI customer service representative. Upon receipt of the signed approval form, KI will proceed with the order. Disapproved samples may be sent back to KI directly with an explanation of disapproval. A Special Finish Number (SFN) will be assigned to this finish sample for future reference or reorders



INFORMATION

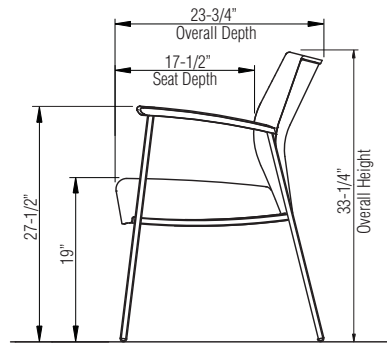
Warranty

Refer to KI Terms & Conditions document
or visit ki.com

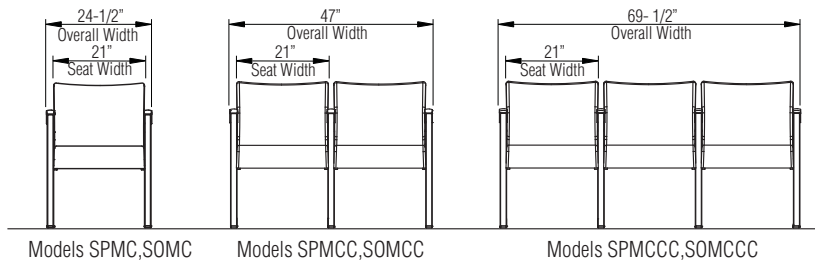
Soltice® Metal

Multiple Seating General Information

Multiple Seating (Open Arm/ Closed Arm)



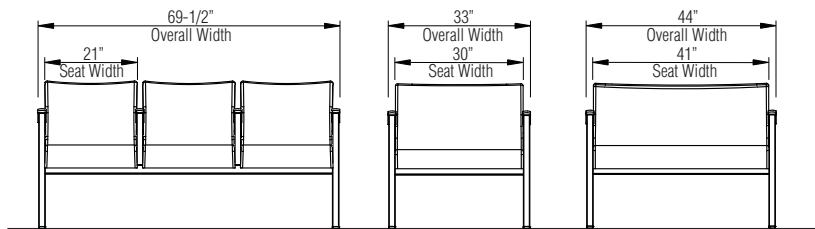
Multiple Seating - All Models



Models SPMC,SOMC

Models SPMCC,SOMCC

Models SPMCCC,SOMCCC



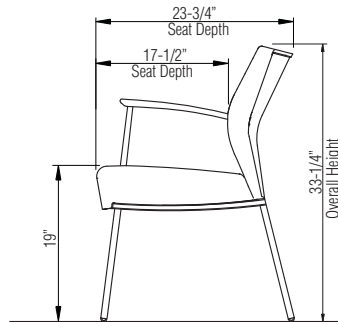
Models SPM3S,SOM3S

Models SPMB,SOMB

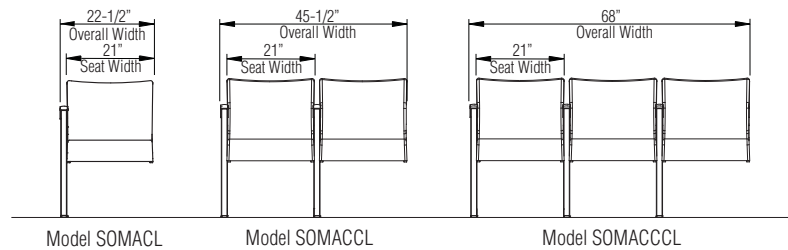
Models SPM33,SOM33



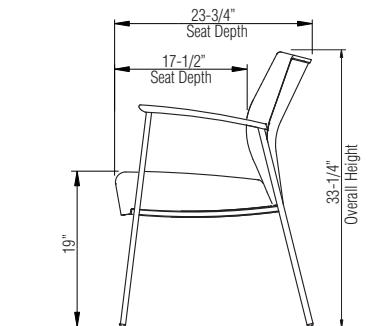
Left Facing Add On Multiple Seating (Open Arm/ Closed Arm)



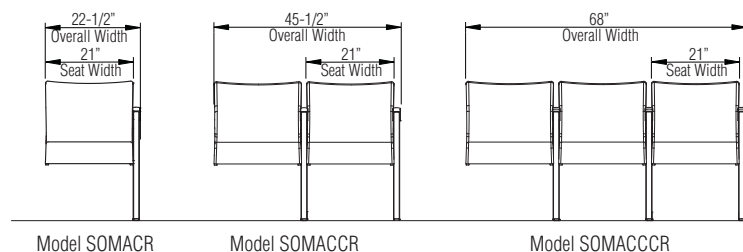
Add On Multiple Seating - All Models



Right Facing Add On Multiple Seating (Open Arm/ Closed Arm)


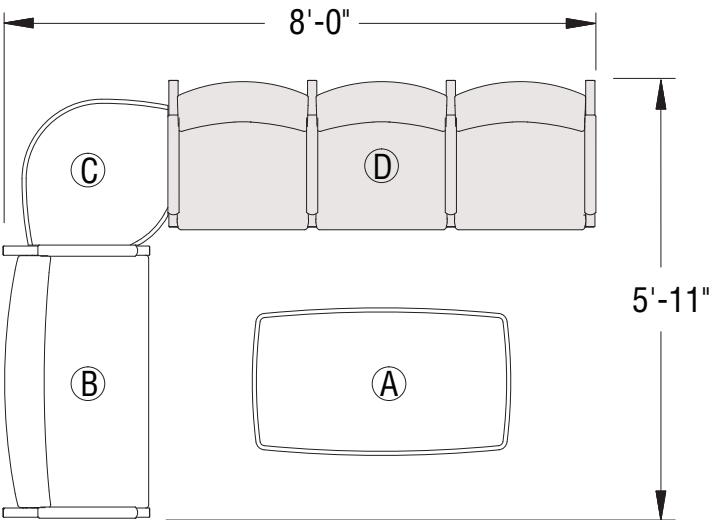


Add On Multiple Seating - All Models




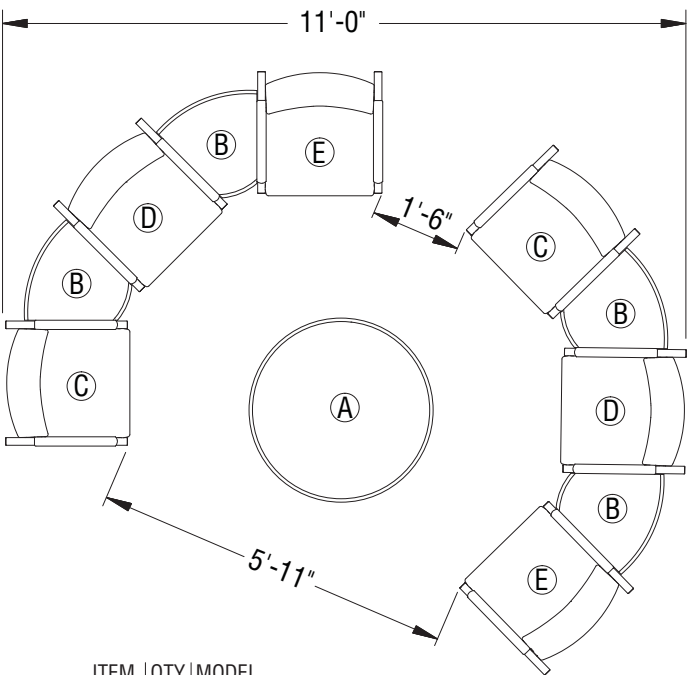
Soltice[®] Metal

Multiple Seating General Information




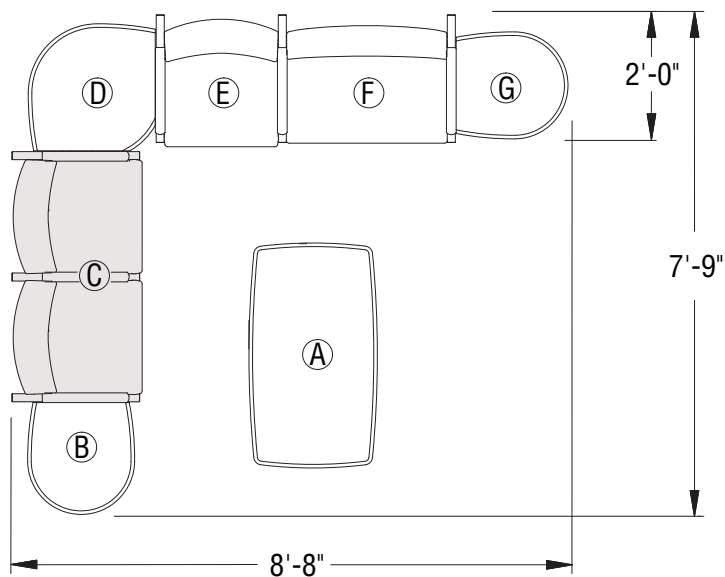
ITEM	QTY	MODEL
A	1	2221
B	1	SOM33RT
C	1	SM90IN
D	1	SOMCCCLT

Typical One Configuration



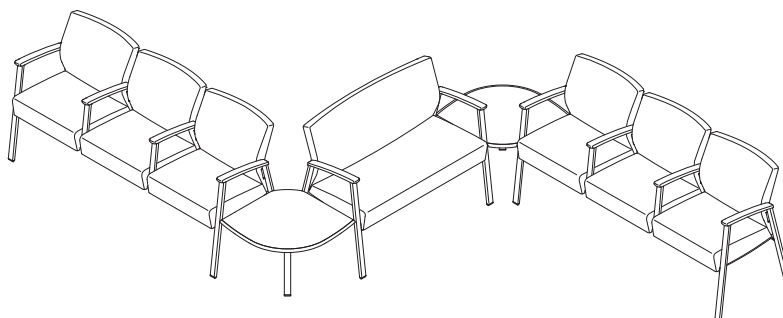
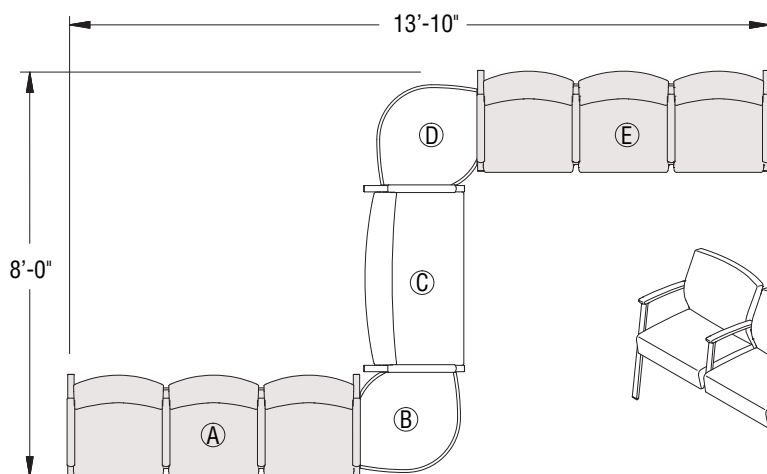
ITEM	QTY	MODEL
A	1	2205
B	4	SM45IN
C	2	SOMCRT
D	2	SOMCLTRT
E	2	SOMCLT

Typical Two Configuration



ITEM	QTY	MODEL
A	1	2221
B	1	SMETL
C	1	SOMCCLTRT
D	1	SM90IN
E	1	SOMACLT
F	1	SOMBLCRT
G	1	SMETR

Typical Three Configuration

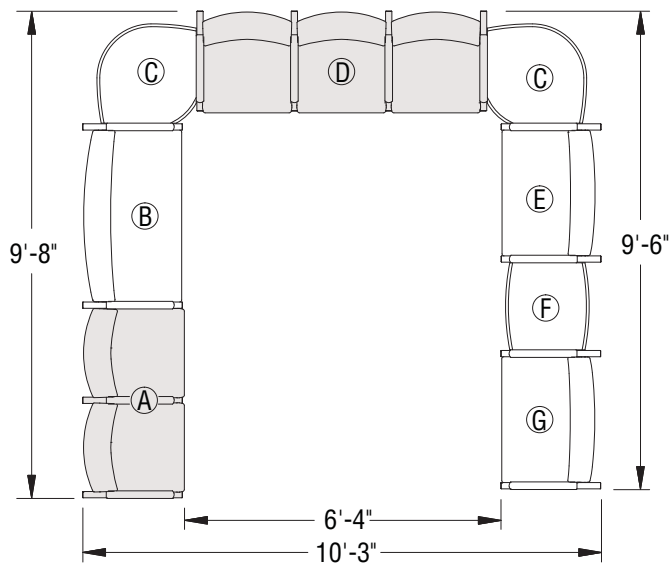


ITEM	QTY	MODEL
A	1	SOM3SRT
B	1	SM90OUT
C	1	SOM33LTRT
D	1	SM90IN
E	1	SOM3SLT


Typical Four Configuration

Soltice[®] Metal

Multiple Seating General Information



ITEM	QTY	MODEL
A	1	SOMACCL
B	1	SOM33LCRT
C	2	SM90IN
D	1	SOMCCCLTRT
E	1	SOMBLTRT
F	1	SMCCT
G	1	SOMBLT

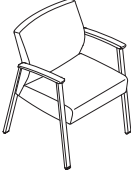
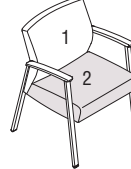


Typical Five Configuration



Soltice® Metal

Multiple Seating

			MODEL NUMBER								
			Basic Model	Non-Contrast or Fabric Contrast 1	Fabric Contrast 2	Base Finish	Arm Cap	Wood Finish	Glide Color	Moist. Barrier	
 SMMC One Seat (Open Arm) Non-Contrast	Features	COM									
	No Connector	1.5 yd	SOMC/NC	□□□□		□□	□□	□□	□□	□□	
	Left Facing Chair Connector	1.5 yd	SOMCLC/NC	□□□□		□□	□□	□□	□□	□□	
	Right Facing Chair Connector	1.5 yd	SOMCRC/NC	□□□□		□□	□□	□□	□□	□□	
	Left Facing Table Connector	1.5 yd	SOMCLT/NC	□□□□		□□	□□	□□	□□	□□	
	Right Facing Table Connector	1.5 yd	SOMCRT/NC	□□□□		□□	□□	□□	□□	□□	
	Left and Right Facing Chair Connector	1.5 yd	SOMCLCRC/NC	□□□□		□□	□□	□□	□□	□□	
	Left and Right Facing Table Connector	1.5 yd	SOMCLTRT/NC	□□□□		□□	□□	□□	□□	□□	
	Left Face Chair/Right Face Table Connector	1.5 yd	SOMCLCRT/NC	□□□□		□□	□□	□□	□□	□□	
 SMMC One Seat (Open Arm) Contrast • 1 = Back (Fabric Contrast 1) C.O.M. = 1 yd • 2 = Seat (Fabric Contrast 2) C.O.M. = 1 yd	Features	COM									
	No Connector		SOMC/FC	□□□□	□□□□	□□	□□	□□	□□	□□	
	Left Facing Chair Connector		SOMCLC/FC	□□□□	□□□□	□□	□□	□□	□□	□□	
	Right Facing Chair Connector		SOMCRC/FC	□□□□	□□□□	□□	□□	□□	□□	□□	
	Left Facing Table Connector		SOMCLT/FC	□□□□	□□□□	□□	□□	□□	□□	□□	
	Right Facing Table Connector		SOMCRT/FC	□□□□	□□□□	□□	□□	□□	□□	□□	
	Left and Right Facing Chair Connector		SOMCLCRC/FC	□□□□	□□□□	□□	□□	□□	□□	□□	
	Left and Right Facing Table Connector		SOMCLTRT/FC	□□□□	□□□□	□□	□□	□□	□□	□□	
	Left Face Chair/Right Face Table Connector		SOMCLCRT/FC	□□□□	□□□□	□□	□□	□□	□□	□□	
	Left Face Table/ Right Face Chair Connector		SOMCLTRC/FC	□□□□	□□□□	□□	□□	□□	□□	□□	
			A	B	C	D	E	F	G	H	

HOW TO ORDER

Indicate the following information on order form:

- Quantity of each item.
- Model number, including options. See "How To Build a Model Number".
- Any special service required.

Note: • The □ indicates that a choice is required.

- The absence of the □ indicates that no choice is required.
- Alpha-numeric characters in place of □ indicate that no other alternatives are available.

HOW TO BUILD A MODEL NUMBER

A Select basic model.

B Select non-contrast or fabric contrast 1.
Refer to color addendum at ki.com or KI Fabrics & Finishes binder.

C Select fabric contrast 2.
Refer to color addendum at ki.com or KI Fabrics & Finishes binder.

D Select base finish color.
Refer to color addendum at ki.com or KI Fabrics & Finishes binder.

E Select armcaps.
WAC - Wood armcaps (pair)
SAC - Solid surface armcaps; add \$491
PACBL - Black poly; add \$65
PACSA - Sand poly; add \$65
PACWG - Warm Grey poly; add \$65
 Upcharge for two armcaps.
 Solid surface armcap color is always

Corian™ white.

F Select wood finish color.
Refer to color addendum at ki.com or KI Fabrics & Finishes binder.
Wood finish selection is for wood armcaps.
For Kensington Maple add upcharge.

G Select nylon glide color.
NGFN - Flannel (Dark Grey)
NGNT - Natural (Cream)

H Select moisture barrier.
MB - Moisture barrier
NMB - No moisture barrier
 See pricing column for moisture barrier upcharge.



Approx. Packaged Weight	Grade C.O.M.	Grade C	Grade D	Grade E & C.O.L.	Grade F	Grade G	Grade H	Grade I	Grade J	Grade K	Grade L Leather	Grade M Leather	Moisture Barrier add to list price
50.0#	\$ 1047	\$ 1105	\$ 1121	\$ 1139	\$ 1151	\$ 1175	\$ 1199	\$ 1230	\$ 1289	\$ 1351	\$ 1412	\$ 1533	\$ 160
50.0#	1047	1105	1121	1139	1151	1175	1199	1230	1289	1351	1412	1533	160
50.0#	1047	1105	1121	1139	1151	1175	1199	1230	1289	1351	1412	1533	160
50.0#	1047	1105	1121	1139	1151	1175	1199	1230	1289	1351	1412	1533	160
50.0#	1047	1105	1121	1139	1151	1175	1199	1230	1289	1351	1412	1533	160
50.0#	1047	1105	1121	1139	1151	1175	1199	1230	1289	1351	1412	1533	160
50.0#	1047	1105	1121	1139	1151	1175	1199	1230	1289	1351	1412	1533	160
50.0#	1047	1105	1121	1139	1151	1175	1199	1230	1289	1351	1412	1533	160
50.0#	1047	1105	1121	1139	1151	1175	1199	1230	1289	1351	1412	1533	160
50.0#	\$ 1091	\$ 1149	\$ 1164	\$ 1183	\$ 1195	\$ 1219	\$ 1243	\$ 1273	\$ 1333	\$ 1394	\$ 1455	\$ 1576	\$ 160
50.0#	1091	1149	1164	1183	1195	1219	1243	1273	1333	1394	1455	1576	160
50.0#	1091	1149	1164	1183	1195	1219	1243	1273	1333	1394	1455	1576	160
50.0#	1091	1149	1164	1183	1195	1219	1243	1273	1333	1394	1455	1576	160
50.0#	1091	1149	1164	1183	1195	1219	1243	1273	1333	1394	1455	1576	160
50.0#	1091	1149	1164	1183	1195	1219	1243	1273	1333	1394	1455	1576	160
50.0#	1091	1149	1164	1183	1195	1219	1243	1273	1333	1394	1455	1576	160
50.0#	1091	1149	1164	1183	1195	1219	1243	1273	1333	1394	1455	1576	160
50.0#	1091	1149	1164	1183	1195	1219	1243	1273	1333	1394	1455	1576	160

KENSINGTON MAPLE UPCHARGE

Kensington Maple requires extended leadtimes.

Model

All variations of One Seat Models:

SOMC \$44
SPMC \$44

All variations of Two Seat Models:

SOMCC \$65
SPMCC \$65

All variations of Three Seat Models:

SOMCCC \$87
SPMCCC \$87

California TB133 Fire Safety Code

The above seating products can be manufactured as a Special Cost Request using the appropriate flame-retardant materials and fabric selections for compliance to California Technical Bulletin 133. Please contact KI customer service for fabric compliance. Not available with moisture barrier.

Model

All variations of One Seat Models:

SOMC \$189
SPMC \$211

All variations of Two Seat Models:

SOMCC \$234
SPMCC \$265

All variations of Three Seat Models:

SOMCCC \$280
SPMCCC \$318

SPECIAL SERVICES
Special Carton Marking

With specially marked information N/C

Shipping

Shipped **assembled freight prepaid f.o.b. High Point, North Carolina 27263** factory. Freight class #175.

Specifications and prices are subject to change without prior notice.

- 1 = Back and Arms (Fabric Contrast 1) C.O.M. = 1.75 yd
- 2 = Seat (Fabric Contrast 2) C.O.M. = 1 yd

- The absence of the ☐ indicates that no choice is required.
- Alpha-numeric characters in place of ☐ indicate that no other alternatives are available.

WAC	- Wood armcaps (pair)
SAC	- Solid surface armcaps; add \$491
PACBL	- Black poly; add \$65
PACSA	- Sand poly; add \$65
PACWG	- Warm Grey poly; add \$65

Upcharge for two armcaps.

Solid surface armcap color is always

See pricing column for moisture barrier upcharge.



Approx. Packaged Weight	Grade C.O.M.	Grade C	Grade D	Grade E & C.O.L.	Grade F	Grade G	Grade H	Grade I	Grade J	Grade K	Grade L Leather	Grade M Leather	Moisture Barrier add to list price
55.0#	\$ 1248	\$ 1334	\$ 1357	\$ 1384	\$ 1402	\$ 1439	\$ 1475	\$ 1521	\$ 1611	\$ 1701	\$ 1793	\$ 1974	\$ 168
55.0#	1248	1334	1357	1384	1402	1439	1475	1521	1611	1701	1793	1974	168
55.0#	1248	1334	1357	1384	1402	1439	1475	1521	1611	1701	1793	1974	168
55.0#	1248	1334	1357	1384	1402	1439	1475	1521	1611	1701	1793	1974	168
55.0#	1248	1334	1357	1384	1402	1439	1475	1521	1611	1701	1793	1974	168
55.0#	1248	1334	1357	1384	1402	1439	1475	1521	1611	1701	1793	1974	168
55.0#	1248	1334	1357	1384	1402	1439	1475	1521	1611	1701	1793	1974	168
55.0#	1248	1334	1357	1384	1402	1439	1475	1521	1611	1701	1793	1974	168
55.0#	\$ 1292	\$ 1378	\$ 1401	\$ 1428	\$ 1445	\$ 1482	\$ 1518	\$ 1564	\$ 1655	\$ 1745	\$ 1837	\$ 2018	\$ 168
55.0#	1292	1378	1401	1428	1445	1482	1518	1564	1655	1745	1837	2018	168
55.0#	1292	1378	1401	1428	1445	1482	1518	1564	1655	1745	1837	2018	168
55.0#	1292	1378	1401	1428	1445	1482	1518	1564	1655	1745	1837	2018	168
55.0#	1292	1378	1401	1428	1445	1482	1518	1564	1655	1745	1837	2018	168
55.0#	1292	1378	1401	1428	1445	1482	1518	1564	1655	1745	1837	2018	168
55.0#	1292	1378	1401	1428	1445	1482	1518	1564	1655	1745	1837	2018	168
55.0#	1292	1378	1401	1428	1445	1482	1518	1564	1655	1745	1837	2018	168
55.0#	1292	1378	1401	1428	1445	1482	1518	1564	1655	1745	1837	2018	168

KENSINGTON MAPLE UPCHARGE

Kensington Maple requires extended leadtimes.

Model

All variations of One Seat Models:

SOMC \$44
SPMC \$44

All variations of Two Seat Models:

SOMCC \$65
SPMCC \$65

All variations of Three Seat Models:

SOMCCC \$87
SPMCCC \$87

California TB133 Fire Safety Code

The above seating products can be manufactured as a Special Cost Request using the appropriate flame-retardant materials and fabric selections for compliance to California Technical Bulletin 133. Please contact KI customer service for fabric compliance. Not available with moisture barrier.

Model

All variations of One Seat Models:

SOMC \$189
SPMC \$211

All variations of Two Seat Models:

SOMCC \$234
SPMCC \$265

All variations of Three Seat Models:

SOMCCC \$280
SPMCCC \$318

SPECIAL SERVICES
Special Carton Marking

With specially marked information N/C

Shipping

Shipped **assembled freight prepaid f.o.b. High Point, North Carolina 27263** factory. Freight class #175.

Specifications and prices are subject to change without prior notice.

H Select moisture barrier.

MB	- Moisture barrier
NMB	- No moisture barrier

See pricing column for moisture barrier upcharge.



Approx. Packaged Weight	Grade C.O.M.	Grade C	Grade D	Grade E & C.O.L.	Grade F	Grade G	Grade H	Grade I	Grade J	Grade K	Grade L Leather	Grade M Leather	Moisture Barrier add to list price
95.0#	\$ 1814	\$ 1929	\$ 1960	\$ 1996	\$ 2020	\$ 2069	\$ 2117	\$ 2178	\$ 2299	\$ 2420	\$ 2541	\$ 2783	\$ 177
95.0#	1814	1929	1960	1996	2020	2069	2117	2178	2299	2420	2541	2783	177
95.0#	1814	1929	1960	1996	2020	2069	2117	2178	2299	2420	2541	2783	177
95.0#	1814	1929	1960	1996	2020	2069	2117	2178	2299	2420	2541	2783	177
95.0#	1814	1929	1960	1996	2020	2069	2117	2178	2299	2420	2541	2783	177
95.0#	1814	1929	1960	1996	2020	2069	2117	2178	2299	2420	2541	2783	177
95.0#	1814	1929	1960	1996	2020	2069	2117	2178	2299	2420	2541	2783	177
95.0#	1814	1929	1960	1996	2020	2069	2117	2178	2299	2420	2541	2783	177
95.0#	1814	1929	1960	1996	2020	2069	2117	2178	2299	2420	2541	2783	177
95.0#	1814	1929	1960	1996	2020	2069	2117	2178	2299	2420	2541	2783	177
95.0#	\$ 1890	\$ 2006	\$ 2036	\$ 2072	\$ 2096	\$ 2145	\$ 2193	\$ 2254	\$ 2375	\$ 2496	\$ 2617	\$ 2859	\$ 177
95.0#	1890	2006	2036	2072	2096	2145	2193	2254	2375	2496	2617	2859	177
95.0#	1890	2006	2036	2072	2096	2145	2193	2254	2375	2496	2617	2859	177
95.0#	1890	2006	2036	2072	2096	2145	2193	2254	2375	2496	2617	2859	177
95.0#	1890	2006	2036	2072	2096	2145	2193	2254	2375	2496	2617	2859	177
95.0#	1890	2006	2036	2072	2096	2145	2193	2254	2375	2496	2617	2859	177
95.0#	1890	2006	2036	2072	2096	2145	2193	2254	2375	2496	2617	2859	177
95.0#	1890	2006	2036	2072	2096	2145	2193	2254	2375	2496	2617	2859	177
95.0#	1890	2006	2036	2072	2096	2145	2193	2254	2375	2496	2617	2859	177

KENSINGTON MAPLE UPCHARGE

Kensington Maple requires extended leadtimes.

Model

All variations of One Seat Models:

SOMC \$44
SPMC \$44

All variations of Two Seat Models:

SOMCC \$65
SPMCC \$65

All variations of Three Seat Models:

SOMCCC \$87
SPMCCC \$87

California TB133 Fire Safety Code

The above seating products can be manufactured as a Special Cost Request using the appropriate flame-retardant materials and fabric selections for compliance to California Technical Bulletin 133. Please contact KI customer service for fabric compliance. Not available with moisture barrier.

Model

All variations of One Seat Models:

SOMC \$189
SPMC \$211

All variations of Two Seat Models:

SOMCC \$234
SPMCC \$265

All variations of Three Seat Models:

SOMCCC \$280
SPMCCC \$318

SPECIAL SERVICES

Special Carton Marking

With specially marked information N/C

Shipping

Shipped **assembled freight prepaid f.o.b. High Point, North Carolina 27263** factory. Freight class #175.

Specifications and prices are subject to change without prior notice.

H Select moisture barrier.

MB	- Moisture barrier
NMB	- No moisture barrier

See pricing column for moisture barrier upcharge.



Approx. Packaged Weight	Grade C.O.M.	Grade C	Grade D	Grade E & C.O.L.	Grade F	Grade G	Grade H	Grade I	Grade J	Grade K	Grade L Leather	Grade M Leather	Moisture Barrier add to list price
105.0#	\$ 2023	\$ 2177	\$ 2217	\$ 2265	\$ 2298	\$ 2362	\$ 2426	\$ 2507	\$ 2669	\$ 2831	\$ 2992	\$ 3315	\$ 189
105.0#	2023	2177	2217	2265	2298	2362	2426	2507	2669	2831	2992	3315	189
105.0#	2023	2177	2217	2265	2298	2362	2426	2507	2669	2831	2992	3315	189
105.0#	2023	2177	2217	2265	2298	2362	2426	2507	2669	2831	2992	3315	189
105.0#	2023	2177	2217	2265	2298	2362	2426	2507	2669	2831	2992	3315	189
105.0#	2023	2177	2217	2265	2298	2362	2426	2507	2669	2831	2992	3315	189
105.0#	2023	2177	2217	2265	2298	2362	2426	2507	2669	2831	2992	3315	189
105.0#	2023	2177	2217	2265	2298	2362	2426	2507	2669	2831	2992	3315	189
105.0#	2023	2177	2217	2265	2298	2362	2426	2507	2669	2831	2992	3315	189
105.0#	2023	2177	2217	2265	2298	2362	2426	2507	2669	2831	2992	3315	189
105.0#	\$ 2099	\$ 2253	\$ 2293	\$ 2341	\$ 2374	\$ 2438	\$ 2503	\$ 2583	\$ 2746	\$ 2907	\$ 3068	\$ 3391	\$ 189
105.0#	2099	2253	2293	2341	2374	2438	2503	2583	2746	2907	3068	3391	189
105.0#	2099	2253	2293	2341	2374	2438	2503	2583	2746	2907	3068	3391	189
105.0#	2099	2253	2293	2341	2374	2438	2503	2583	2746	2907	3068	3391	189
105.0#	2099	2253	2293	2341	2374	2438	2503	2583	2746	2907	3068	3391	189
105.0#	2099	2253	2293	2341	2374	2438	2503	2583	2746	2907	3068	3391	189
105.0#	2099	2253	2293	2341	2374	2438	2503	2583	2746	2907	3068	3391	189
105.0#	2099	2253	2293	2341	2374	2438	2503	2583	2746	2907	3068	3391	189
105.0#	2099	2253	2293	2341	2374	2438	2503	2583	2746	2907	3068	3391	189

KENSINGTON MAPLE UPCHARGE

Kensington Maple requires extended leadtimes.

Model

All variations of One Seat Models:

SOMC \$44
SPMC \$44

All variations of Two Seat Models:

SOMCC \$65
SPMCC \$65

All variations of Three Seat Models:

SOMCCC \$87
SPMCCC \$87

California TB133 Fire Safety Code

The above seating products can be manufactured as a Special Cost Request using the appropriate flame-retardant materials and fabric selections for compliance to California Technical Bulletin 133. Please contact KI customer service for fabric compliance. Not available with moisture barrier.

Model

All variations of One Seat Models:

SOMC \$189
SPMC \$211

All variations of Two Seat Models:

SOMCC \$234
SPMCC \$265

All variations of Three Seat Models:

SOMCCC \$280
SPMCCC \$318

SPECIAL SERVICES
Special Carton Marking

With specially marked information N/C

Shipping

Shipped **assembled freight prepaid f.o.b. High Point, North Carolina 27263** factory. Freight class #175.

Specifications and prices are subject to change without prior notice.

H Select moisture barrier.

MB	- Moisture barrier
NMB	- No moisture barrier

See pricing column for moisture barrier upcharge.

[illegible]

Specifications and prices are subject to change without prior notice.

See pricing column for moisture barrier upcharge.



Approx. Packaged Weight	Grade C.O.M.	Grade C	Grade D	Grade E & C.O.L.	Grade F	Grade G	Grade H	Grade I	Grade J	Grade K	Grade L Leather	Grade M Leather	Moisture Barrier add to list price
135.0#	\$ 2873	\$ 3093	\$ 3151	\$ 3221	\$ 3268	\$ 3360	\$ 3453	\$ 3570	\$ 3802	\$ 4034	\$ 4266	\$ 4730	\$ 208
135.0#	2873	3093	3151	3221	3268	3360	3453	3570	3802	4034	4266	4730	208
135.0#	2873	3093	3151	3221	3268	3360	3453	3570	3802	4034	4266	4730	208
135.0#	2873	3093	3151	3221	3268	3360	3453	3570	3802	4034	4266	4730	208
135.0#	2873	3093	3151	3221	3268	3360	3453	3570	3802	4034	4266	4730	208
135.0#	2873	3093	3151	3221	3268	3360	3453	3570	3802	4034	4266	4730	208
135.0#	2873	3093	3151	3221	3268	3360	3453	3570	3802	4034	4266	4730	208
135.0#	2873	3093	3151	3221	3268	3360	3453	3570	3802	4034	4266	4730	208
135.0#	2873	3093	3151	3221	3268	3360	3453	3570	3802	4034	4266	4730	208

135.0#	\$ 2982	\$ 3202	\$ 3260	\$ 3330	\$ 3377	\$ 3469	\$ 3562	\$ 3679	\$ 3911	\$ 4143	\$ 4375	\$ 4839	\$ 208
135.0#	2982	3202	3260	3330	3377	3469	3562	3679	3911	4143	4375	4839	208
135.0#	2982	3202	3260	3330	3377	3469	3562	3679	3911	4143	4375	4839	208
135.0#	2982	3202	3260	3330	3377	3469	3562	3679	3911	4143	4375	4839	208
135.0#	2982	3202	3260	3330	3377	3469	3562	3679	3911	4143	4375	4839	208
135.0#	2982	3202	3260	3330	3377	3469	3562	3679	3911	4143	4375	4839	208
135.0#	2982	3202	3260	3330	3377	3469	3562	3679	3911	4143	4375	4839	208
135.0#	2982	3202	3260	3330	3377	3469	3562	3679	3911	4143	4375	4839	208
135.0#	2982	3202	3260	3330	3377	3469	3562	3679	3911	4143	4375	4839	208

KENSINGTON MAPLE UPCHARGE

Kensington Maple requires extended leadtimes.

Model

All variations of One Seat Models:

SOMC	\$44
SPMC	\$44

All variations of Two Seat Models:

SOMCC	\$65
SPMCC	\$65

All variations of Three Seat Models:

SOMCCC	\$87
SPMCCC	\$87

California TB133 Fire Safety Code

The above seating products can be manufactured as a Special Cost Request using the appropriate flame-retardant materials and fabric selections for compliance to California Technical Bulletin 133. Please contact KI customer service for fabric compliance. Not available with moisture barrier.

Model

All variations of One Seat Models:

SOMC	\$189
SPMC	\$211

All variations of Two Seat Models:

SOMCC	\$234
SPMCC	\$265

All variations of Three Seat Models:

SOMCCC	\$280
SPMCCC	\$318

SPECIAL SERVICES
Special Carton Marking

With specially marked information N/C



Shipping

Shipped **assembled freight prepaid f.o.b. High Point, North Carolina 27263** factory. Freight class #175.

Specifications and prices are subject to change without prior notice.

Soltice® Metal

Multiple Seating

			MODEL NUMBER								
			Basic Model	Non-Contrast or Fabric Contrast 1	Fabric Contrast 2	Base Finish	Arm Cap	Wood Finish	Glide Color	Moist. Barrier	
 SMMB Bariatric Lounge (Open Arm) Non-Contrast	Features	COM	SOMB/NC	□□□□		□□	□□	□□	□□	□□	
	Left Facing Chair Connector	2.25 yd	SOMBL/NC	□□□□		□□	□□	□□	□□	□□	
	Right Facing Chair Connector	2.25 yd	SOMBR/NC	□□□□		□□	□□	□□	□□	□□	
	Left Facing Table Connector	2.25 yd	SOMBLT/NC	□□□□		□□	□□	□□	□□	□□	
	Right Facing Table Connector	2.25 yd	SOMBR/NC	□□□□		□□	□□	□□	□□	□□	
	Left and Right Facing Chair Connector	2.25 yd	SOMBLRC/NC	□□□□		□□	□□	□□	□□	□□	
	Left and Right Facing Table Connector	2.25 yd	SOMBLTR/NC	□□□□		□□	□□	□□	□□	□□	
	Left Face Chair/Right Face Table Connector	2.25 yd	SOMBLCRT/NC	□□□□		□□	□□	□□	□□	□□	
	Left Face Table/ Right Face Chair Connector	2.25 yd	SOMBLTRC/NC	□□□□		□□	□□	□□	□□	□□	
 SMMB Bariatric Lounge (Open Arm) Contrast	No Connector		SOMB/FC	□□□□	□□□□	□□	□□	□□	□□	□□	
	Left Facing Chair Connector		SOMBL/FC	□□□□	□□□□	□□	□□	□□	□□	□□	
	Right Facing Chair Connector		SOMBR/FC	□□□□	□□□□	□□	□□	□□	□□	□□	
	Left Facing Table Connector		SOMBLT/FC	□□□□	□□□□	□□	□□	□□	□□	□□	
	Right Facing Table Connector		SOMBR/FC	□□□□	□□□□	□□	□□	□□	□□	□□	
	Left and Right Facing Chair Connector		SOMBLRC/FC	□□□□	□□□□	□□	□□	□□	□□	□□	
	Left and Right Facing Table Connector		SOMBLTR/FC	□□□□	□□□□	□□	□□	□□	□□	□□	
	Left Face Chair/Right Face Table Connector		SOMBLCRT/FC	□□□□	□□□□	□□	□□	□□	□□	□□	
	Left Face Table/ Right Face Chair Connector		SOMBLTRC/FC	□□□□	□□□□	□□	□□	□□	□□	□□	
				A	B	C	D	E	F	G	H

- 1 = Back (Fabric Contrast 1) C.O.M. = 1.5 yd
- 2 = Seat (Fabric Contrast 2) C.O.M. = 1 yd

HOW TO ORDER

Indicate the following information on order form:

- Quantity of each item.
- Model number, including options. See "How To Build a Model Number".
- Any special service required.

Note: • The □ indicates that a choice is required.

- The absence of the □ indicates that no choice is required.
- Alpha-numeric characters in place of □ indicate that no other alternatives are available.

HOW TO BUILD A MODEL NUMBER

A Select basic model.

B Select non-contrast or fabric contrast 1. Refer to color addendum at ki.com or KI Fabrics & Finishes binder.

C Select fabric contrast 2. Refer to color addendum at ki.com or KI Fabrics & Finishes binder.

D Select base finish color. Refer to color addendum at ki.com or KI Fabrics & Finishes binder.

E Select armcaps.

WAC	- Wood armcaps (pair)
SAC	- Solid surface armcaps; add \$491
PACBL	- Black poly; add \$65
PACSA	- Sand poly; add \$65
PACWG	- Warm Grey poly; add \$65

Upcharge for four armcaps.
Solid surface armcap color is always

Corian™ white.

F Select wood finish color. Refer to color addendum at ki.com or KI Fabrics & Finishes binder. Wood finish selection is for wood armcaps. For Kensington Maple add upcharge.

G Select nylon glide color.

NGFN	- Flannel (Dark Grey)
NGNT	- Natural (Cream)

H Select moisture barrier.

MB	- Moisture barrier
NMB	- No moisture barrier

See pricing column for moisture barrier upcharge.



Approx. Packaged Weight	Grade C.O.M.	Grade C	Grade D	Grade E & C.O.L.	Grade F	Grade G	Grade H	Grade I	Grade J	Grade K	Grade L Leather	Grade M Leather	Moisture Barrier add to list price
70.0#	\$ 1668	\$ 1754	\$ 1777	\$ 1804	\$ 1822	\$ 1858	\$ 1894	\$ 1940	\$ 2031	\$ 2122	\$ 2213	\$ 2395	\$ 168
70.0#	1668	1754	1777	1804	1822	1858	1894	1940	2031	2122	2213	2395	168
70.0#	1668	1754	1777	1804	1822	1858	1894	1940	2031	2122	2213	2395	168
70.0#	1668	1754	1777	1804	1822	1858	1894	1940	2031	2122	2213	2395	168
70.0#	1668	1754	1777	1804	1822	1858	1894	1940	2031	2122	2213	2395	168
70.0#	1668	1754	1777	1804	1822	1858	1894	1940	2031	2122	2213	2395	168
70.0#	1668	1754	1777	1804	1822	1858	1894	1940	2031	2122	2213	2395	168
70.0#	1668	1754	1777	1804	1822	1858	1894	1940	2031	2122	2213	2395	168
70.0#	1668	1754	1777	1804	1822	1858	1894	1940	2031	2122	2213	2395	168
70.0#	1668	1754	1777	1804	1822	1858	1894	1940	2031	2122	2213	2395	168
70.0#	\$ 1722	\$ 1808	\$ 1831	\$ 1858	\$ 1877	\$ 1913	\$ 1949	\$ 1995	\$ 2085	\$ 2177	\$ 2267	\$ 2449	\$ 168
70.0#	1722	1808	1831	1858	1877	1913	1949	1995	2085	2177	2267	2449	168
70.0#	1722	1808	1831	1858	1877	1913	1949	1995	2085	2177	2267	2449	168
70.0#	1722	1808	1831	1858	1877	1913	1949	1995	2085	2177	2267	2449	168
70.0#	1722	1808	1831	1858	1877	1913	1949	1995	2085	2177	2267	2449	168
70.0#	1722	1808	1831	1858	1877	1913	1949	1995	2085	2177	2267	2449	168
70.0#	1722	1808	1831	1858	1877	1913	1949	1995	2085	2177	2267	2449	168
70.0#	1722	1808	1831	1858	1877	1913	1949	1995	2085	2177	2267	2449	168
70.0#	1722	1808	1831	1858	1877	1913	1949	1995	2085	2177	2267	2449	168
70.0#	1722	1808	1831	1858	1877	1913	1949	1995	2085	2177	2267	2449	168

KENSINGTON MAPLE UPCHARGE

Kensington Maple requires extended leadtimes.

Model

All variations of Bariatric Models:

SOMB \$44
SPMB \$44

All variations of Loveseat Models:

SOM33 \$44
SPM33 \$44

All variations of Spanner Models:

SOM3S \$87
SPM3S \$87

California TB133 Fire Safety Code

The above seating products can be manufactured as a Special Cost Request using the appropriate flame-retardant materials and fabric selections for compliance to California Technical Bulletin 133. Please contact KI customer service for fabric compliance. Not available with moisture barrier.

Model

All variations of Bariatric Models:

SOMB \$210
SPMB \$243

All variations of Loveseat Models:

SOM33 \$231
SPM33 \$263

All variations of Spanner Models:

SOM3S \$289
SPM3S \$328

SPECIAL SERVICES
Special Carton Marking

With specially marked information N/C

Shipping

Shipped **assembled freight prepaid f.o.b. High Point, North Carolina 27263** factory. Freight class #175.

Specifications and prices are subject to change without prior notice.

See pricing column for moisture barrier upcharge.

HOW TO ORDER

1. Quantity of each item.
2. Model number, including options. See "How To Build a Model Number".
3. Any special service required.

- The absence of the ☐ indicates that no choice is required.
- Alpha-numeric characters in place of ☐ indicate that no other alternatives are available.

Corian™ white.

- A** Select basic model.
- B** Select non-contrast or fabric contrast 1.
Refer to color addendum at ki.com or KI
Fabrics & Finishes binder.
- C** Select fabric contrast 2.
Refer to color addendum at ki.com or KI
Fabrics & Finishes binder.
- D** Select base finish color.
Refer to color addendum at ki.com or KI
Fabrics & Finishes binder.
- E** Select armcaps.
- | | |
|--------------|------------------------------------|
| WAC | - Wood armcaps (pair) |
| SAC | - Solid surface armcaps; add \$491 |
| PACBL | - Black poly; add \$65 |
| PACSA | - Sand poly; add \$65 |
| PACWG | - Warm Grey poly; add \$65 |
- Upcharge for four armcaps.
Solid surface armcap color is always
- F** Select wood finish color.
Refer to color addendum at ki.com or KI
Fabrics & Finishes binder.
Wood finish selection is for wood
armcaps.
For Kensington Maple add upcharge.
- G** Select nylon glide color.
- | | |
|-------------|-----------------------|
| NGFN | - Flannel (Dark Grey) |
| NGNT | - Natural (Cream) |
- H** Select moisture barrier.
- | | |
|------------|-----------------------|
| MB | - Moisture barrier |
| NMB | - No moisture barrier |
- See pricing column for moisture barrier
upcharge.



Approx. Packaged Weight	Grade C.O.M.	Grade C	Grade D	Grade E & C.O.L.	Grade F	Grade G	Grade H	Grade I	Grade J	Grade K	Grade L Leather	Grade M Leather	Moisture Barrier add to list price
95.0#	\$ 1842	\$ 1938	\$ 1963	\$ 1994	\$ 2014	\$ 2055	\$ 2095	\$ 2145	\$ 2246	\$ 2347	\$ 2448	\$ 2650	\$ 181
95.0#	1842	1938	1963	1994	2014	2055	2095	2145	2246	2347	2448	2650	181
95.0#	1842	1938	1963	1994	2014	2055	2095	2145	2246	2347	2448	2650	181
95.0#	1842	1938	1963	1994	2014	2055	2095	2145	2246	2347	2448	2650	181
95.0#	1842	1938	1963	1994	2014	2055	2095	2145	2246	2347	2448	2650	181
95.0#	1842	1938	1963	1994	2014	2055	2095	2145	2246	2347	2448	2650	181
95.0#	1842	1938	1963	1994	2014	2055	2095	2145	2246	2347	2448	2650	181
95.0#	1842	1938	1963	1994	2014	2055	2095	2145	2246	2347	2448	2650	181
95.0#	\$ 1902	\$ 1998	\$ 2023	\$ 2054	\$ 2074	\$ 2115	\$ 2155	\$ 2205	\$ 2306	\$ 2407	\$ 2508	\$ 2710	\$ 181
95.0#	1902	1998	2023	2054	2074	2115	2155	2205	2306	2407	2508	2710	181
95.0#	1902	1998	2023	2054	2074	2115	2155	2205	2306	2407	2508	2710	181
95.0#	1902	1998	2023	2054	2074	2115	2155	2205	2306	2407	2508	2710	181
95.0#	1902	1998	2023	2054	2074	2115	2155	2205	2306	2407	2508	2710	181
95.0#	1902	1998	2023	2054	2074	2115	2155	2205	2306	2407	2508	2710	181
95.0#	1902	1998	2023	2054	2074	2115	2155	2205	2306	2407	2508	2710	181
95.0#	1902	1998	2023	2054	2074	2115	2155	2205	2306	2407	2508	2710	181
95.0#	1902	1998	2023	2054	2074	2115	2155	2205	2306	2407	2508	2710	181

KENSINGTON MAPLE UPCHARGE

Kensington Maple requires extended leadtimes.

Model

All variations of Bariatric Models:

SOMB \$44
SPMB \$44

All variations of Loveseat Models:

SOM33 \$44
SPM33 \$44

All variations of Spanner Models:

SOM3S \$87
SPM3S \$87

California TB133 Fire Safety Code

The above seating products can be manufactured as a Special Cost Request using the appropriate flame-retardant materials and fabric selections for compliance to California Technical Bulletin 133. Please contact KI customer service for fabric compliance. Not available with moisture barrier.

Model

All variations of Bariatric Models:

SOMB \$210
SPMB \$243

All variations of Loveseat Models:

SOM33 \$231
SPM33 \$263

All variations of Spanner Models:

SOM3S \$289
SPM3S \$328

SPECIAL SERVICES
Special Carton Marking

With specially marked information N/C


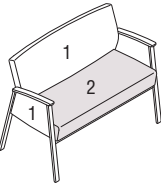
Shipping

Shipped **assembled freight prepaid f.o.b. High Point, North Carolina 27263** factory. Freight class #175.

Specifications and prices are subject to change without prior notice.

Soltice® Metal

Multiple Seating

			MODEL NUMBER								
			Basic Model	Non-Contrast or Fabric Contrast 1	Fabric Contrast 2	Base Finish	Arm Cap	Wood Finish	Glide Color	Moist. Barrier	
 SMML Loveseat (Closed Arm) Non-Contrast	Features	COM									
	No Connector	3.25 yd	SPM33/NC	□□□□		□□	□□	□□	□□	□□	
	Left Facing Chair Connector	3.25 yd	SPM33LC/NC	□□□□		□□	□□	□□	□□	□□	
	Right Facing Chair Connector	3.25 yd	SPM33RC/NC	□□□□		□□	□□	□□	□□	□□	
	Left Facing Table Connector	3.25 yd	SPM33LT/NC	□□□□		□□	□□	□□	□□	□□	
	Right Facing Table Connector	3.25 yd	SPM33RT/NC	□□□□		□□	□□	□□	□□	□□	
	Left and Right Facing Chair Connector	3.25 yd	SPM33LCRC/NC	□□□□		□□	□□	□□	□□	□□	
	Left and Right Facing Table Connector	3.25 yd	SPM33LTRT/NC	□□□□		□□	□□	□□	□□	□□	
	Left Face Chair/Right Face Table Connector	3.25 yd	SPM33LCRT/NC	□□□□		□□	□□	□□	□□	□□	
	Left Face Table/ Right Face Chair Connector	3.25 yd	SPM33LTRC/NC	□□□□		□□	□□	□□	□□	□□	
 SMML Loveseat (Closed Arm) Contrast	No Connector		SPM33/FC	□□□□	□□□□	□□	□□	□□	□□	□□	
	Left Facing Chair Connector		SPM33LC/FC	□□□□	□□□□	□□	□□	□□	□□	□□	
	Right Facing Chair Connector		SPM33RC/FC	□□□□	□□□□	□□	□□	□□	□□	□□	
	Left Facing Table Connector		SPM33LT/FC	□□□□	□□□□	□□	□□	□□	□□	□□	
	Right Facing Table Connector		SPM33RT/FC	□□□□	□□□□	□□	□□	□□	□□	□□	
	Left and Right Facing Chair Connector		SPM33LCRC/FC	□□□□	□□□□	□□	□□	□□	□□	□□	
	Left and Right Facing Table Connector		SPM33LTRT/FC	□□□□	□□□□	□□	□□	□□	□□	□□	
	Left Face Chair/Right Face Table Connector		SPM33LCRT/FC	□□□□	□□□□	□□	□□	□□	□□	□□	
	Left Face Table/ Right Face Chair Connector		SPM33LTRC/FC	□□□□	□□□□	□□	□□	□□	□□	□□	
			A	B	C	D	E	F	G	H	

- 1 = Back and arms (Fabric Contrast 1) C.O.M. = 2.5 yd
- 2 = Seat (Fabric Contrast 2) C.O.M. = 1 yd

HOW TO ORDER

Indicate the following information on order form:

1. Quantity of each item.
2. Model number, including options. See "How To Build a Model Number".
3. Any special service required.

Note: • The ☐ indicates that a choice is required.

- The absence of the ☐ indicates that no choice is required.
- Alpha-numeric characters in place of ☐ indicate that no other alternatives are available.

HOW TO BUILD A MODEL NUMBER

A Select basic model.

B Select non-contrast or fabric contrast 1. Refer to color addendum at ki.com or KI Fabrics & Finishes binder.

C Select fabric contrast 2. Refer to color addendum at ki.com or KI Fabrics & Finishes binder.

D Select base finish color. Refer to color addendum at ki.com or KI Fabrics & Finishes binder.

E Select armcaps.

WAC	- Wood armcaps (pair)
SAC	- Solid surface armcaps; add \$491
PACBL	- Black poly; add \$65
PACSA	- Sand poly; add \$65
PACWG	- Warm Grey poly; add \$65

Upcharge for four armcaps.
Solid surface armcap color is always

Corian™ white.

F Select wood finish color. Refer to color addendum at ki.com or KI Fabrics & Finishes binder. Wood finish selection is for wood armcaps. For Kensington Maple add upcharge.

G Select nylon glide color.

NGFN	- Flannel (Dark Grey)
NGNT	- Natural (Cream)

H Select moisture barrier.

MB	- Moisture barrier
NMB	- No moisture barrier

See pricing column for moisture barrier upcharge.



Approx. Packaged Weight	Grade C.O.M.	Grade C	Grade D	Grade E & C.O.L.	Grade F	Grade G	Grade H	Grade I	Grade J	Grade K	Grade L Leather	Grade M Leather	Moisture Barrier add to list price
105.0#	\$ 2076	\$ 2201	\$ 2233	\$ 2273	\$ 2299	\$ 2351	\$ 2403	\$ 2470	\$ 2601	\$ 2732	\$ 2863	\$ 3126	\$ 195
105.0#	2076	2201	2233	2273	2299	2351	2403	2470	2601	2732	2863	3126	195
105.0#	2076	2201	2233	2273	2299	2351	2403	2470	2601	2732	2863	3126	195
105.0#	2076	2201	2233	2273	2299	2351	2403	2470	2601	2732	2863	3126	195
105.0#	2076	2201	2233	2273	2299	2351	2403	2470	2601	2732	2863	3126	195
105.0#	2076	2201	2233	2273	2299	2351	2403	2470	2601	2732	2863	3126	195
105.0#	2076	2201	2233	2273	2299	2351	2403	2470	2601	2732	2863	3126	195
105.0#	2076	2201	2233	2273	2299	2351	2403	2470	2601	2732	2863	3126	195
105.0#	\$ 2136	\$ 2261	\$ 2293	\$ 2333	\$ 2359	\$ 2411	\$ 2463	\$ 2530	\$ 2661	\$ 2791	\$ 2923	\$ 3186	\$ 195
105.0#	2136	2261	2293	2333	2359	2411	2463	2530	2661	2791	2923	3186	195
105.0#	2136	2261	2293	2333	2359	2411	2463	2530	2661	2791	2923	3186	195
105.0#	2136	2261	2293	2333	2359	2411	2463	2530	2661	2791	2923	3186	195
105.0#	2136	2261	2293	2333	2359	2411	2463	2530	2661	2791	2923	3186	195
105.0#	2136	2261	2293	2333	2359	2411	2463	2530	2661	2791	2923	3186	195
105.0#	2136	2261	2293	2333	2359	2411	2463	2530	2661	2791	2923	3186	195
105.0#	2136	2261	2293	2333	2359	2411	2463	2530	2661	2791	2923	3186	195
105.0#	2136	2261	2293	2333	2359	2411	2463	2530	2661	2791	2923	3186	195

KENSINGTON MAPLE UPCHARGE

Kensington Maple requires extended leadtimes.

Model

All variations of Bariatric Models:

SOMB \$44
SPMB \$44

All variations of Loveseat Models:

SOM33 \$44
SPM33 \$44

All variations of Spanner Models:

SOM3S \$87
SPM3S \$87

California TB133 Fire Safety Code

The above seating products can be manufactured as a Special Cost Request using the appropriate flame-retardant materials and fabric selections for compliance to California Technical Bulletin 133. Please contact KI customer service for fabric compliance. Not available with moisture barrier.

Model

All variations of Bariatric Models:

SOMB \$210
SPMB \$243

All variations of Loveseat Models:

SOM33 \$231
SPM33 \$263

All variations of Spanner Models:

SOM3S \$289
SPM3S \$328

SPECIAL SERVICES
Special Carton Marking

With specially marked information N/C

Shipping

Shipped **assembled freight prepaid f.o.b. High Point, North Carolina 27263** factory. Freight class #175.

Specifications and prices are subject to change without prior notice.

H Select moisture barrier.

MB	- Moisture barrier
NMB	- No moisture barrier

See pricing column for moisture barrier upcharge.



Approx. Packaged Weight	Grade C.O.M.	Grade C	Grade D	Grade E & C.O.L.	Grade F	Grade G	Grade H	Grade I	Grade J	Grade K	Grade L Leather	Grade M Leather	Moisture Barrier add to list price
140.0#	\$ 2701	\$ 2903	\$ 2956	\$ 3019	\$ 3062	\$ 3147	\$ 3231	\$ 3338	\$ 3549	\$ 3762	\$ 3973	\$ 4397	\$ 193
140.0#	2701	2903	2956	3019	3062	3147	3231	3338	3549	3762	3973	4397	193
140.0#	2701	2903	2956	3019	3062	3147	3231	3338	3549	3762	3973	4397	193
140.0#	2701	2903	2956	3019	3062	3147	3231	3338	3549	3762	3973	4397	193

140.0#	\$ 2810	\$ 3012	\$ 3065	\$ 3128	\$ 3171	\$ 3256	\$ 3340	\$ 3447	\$ 3658	\$ 3871	\$ 4082	\$ 4506	\$ 193
140.0#	2810	3012	3065	3128	3171	3256	3340	3447	3658	3871	4082	4506	193
140.0#	2810	3012	3065	3128	3171	3256	3340	3447	3658	3871	4082	4506	193
140.0#	2810	3012	3065	3128	3171	3256	3340	3447	3658	3871	4082	4506	193

KENSINGTON MAPLE UPCHARGE

Kensington Maple requires extended leadtimes.

Model

All variations of Bariatric Models:

SOMB \$44
SPMB \$44

All variations of Loveseat Models:

SOM33 \$44
SPM33 \$44

All variations of Spanner Models:

SOM3S \$87
SPM3S \$87

California TB133 Fire Safety Code

The above seating products can be manufactured as a Special Cost Request using the appropriate flame-retardant materials and fabric selections for compliance to California Technical Bulletin 133. Please contact KI customer service for fabric compliance. Not available with moisture barrier.

Model

All variations of Bariatric Models:

SOMB \$210
SPMB \$243

All variations of Loveseat Models:

SOM33 \$231
SPM33 \$263

All variations of Spanner Models:

SOM3S \$289
SPM3S \$328

INFORMATION
Note:

Add-on chairs cannot attach to the Three Seat Spanner.

SPECIAL SERVICES
Special Carton Marking

With specially marked information N/C

Shipping

Shipped **assembled freight prepaid f.o.b. High Point, North Carolina 27263** factory. Freight class #175.

Specifications and prices are subject to change without prior notice.

HOW TO ORDER

1. Quantity of each item.
2. Model number, including options. See "How To Build a Model Number".
3. Any special service required.

- The absence of the ☐ indicates that no choice is required.
- Alpha-numeric characters in place of ☐ indicate that no other alternatives are available.

Corian™ white.

- A** Select basic model.
- B** Select non-contrast or fabric contrast 1.
Refer to color addendum at ki.com or KI
Fabrics & Finishes binder.
- C** Select fabric contrast 2.
Refer to color addendum at ki.com or KI
Fabrics & Finishes binder.
- D** Select base finish color.
Refer to color addendum at ki.com or KI
Fabrics & Finishes binder.
- E** Select armcaps.
- | | |
|--------------|---------------------------------------|
| WAC | - Wood armcaps (pair) |
| SAC | - Solid surface armcaps; add
\$927 |
| PACBL | - Black poly; add \$131 |
| PACSA | - Sand poly; add \$131 |
| PACWG | - Warm Grey poly; add \$131 |
- Upcharge for four armcaps.
Solid surface armcap color is always

- F** Select wood finish color.
Refer to color addendum at ki.com or KI Fabrics & Finishes binder.
Wood finish selection is for wood armcaps.
For Kensington Maple add upcharge.
- G** Select nylon glide color.
- | | |
|-------------|-----------------------|
| NGFN | - Flannel (Dark Grey) |
| NGNT | - Natural (Cream) |
- H** Select moisture barrier.
- | | |
|------------|-----------------------|
| MB | - Moisture barrier |
| NMB | - No moisture barrier |
- See pricing column for moisture barrier upcharge.



Approx. Packaged Weight	Grade C.O.M.	Grade C	Grade D	Grade E & C.O.L.	Grade F	Grade G	Grade H	Grade I	Grade J	Grade K	Grade L Leather	Grade M Leather	Moisture Barrier add to list price
150.0#	\$ 3071	\$ 3310	\$ 3374	\$ 3450	\$ 3500	\$ 3601	\$ 3702	\$ 3828	\$ 4080	\$ 4333	\$ 4585	\$ 5089	\$ 209
150.0#	3071	3310	3374	3450	3500	3601	3702	3828	4080	4333	4585	5089	209
150.0#	3071	3310	3374	3450	3500	3601	3702	3828	4080	4333	4585	5089	209
150.0#	3071	3310	3374	3450	3500	3601	3702	3828	4080	4333	4585	5089	209

150.0#	\$ 3180	\$ 3419	\$ 3483	\$ 3559	\$ 3609	\$ 3710	\$ 3811	\$ 3937	\$ 4189	\$ 4442	\$ 4694	\$ 5198	\$ 209
150.0#	3180	3419	3483	3559	3609	3710	3811	3937	4189	4442	4694	5198	209
150.0#	3180	3419	3483	3559	3609	3710	3811	3937	4189	4442	4694	5198	209
150.0#	3180	3419	3483	3559	3609	3710	3811	3937	4189	4442	4694	5198	209

KENSINGTON MAPLE UPCHARGE

Kensington Maple requires extended leadtimes.

Model

All variations of Bariatric Models:

SOMB \$44
SPMB \$44

All variations of Loveseat Models:

SOM33 \$44
SPM33 \$44

All variations of Spanner Models:

SOM3S \$87
SPM3S \$87

California TB133 Fire Safety Code

The above seating products can be manufactured as a Special Cost Request using the appropriate flame-retardant materials and fabric selections for compliance to California Technical Bulletin 133. Please contact KI customer service for fabric compliance. Not available with moisture barrier.

Model

All variations of Bariatric Models:

SOMB \$210
SPMB \$243

All variations of Loveseat Models:

SOM33 \$231
SPM33 \$263

All variations of Spanner Models:

SOM3S \$289
SPM3S \$328

INFORMATION

Note:

Add-on chairs cannot attach to the Three Seat Spanner.

SPECIAL SERVICES

Special Carton Marking

With specially marked information N/C

Shipping

Shipped **assembled freight prepaid f.o.b. High Point, North Carolina 27263** factory. Freight class #175.

Specifications and prices are subject to change without prior notice.

[illegible]

- The absence of the ☐ indicates that no choice is required.
- Alpha-numeric characters in place of ☐ indicate that no other alternatives are available.

E Select armcaps.

WAC	- Wood armcaps (pair)
SAC	- Solid surface armcaps; add \$300
PACBL	- Black poly; add \$33
PACSA	- Sand poly; add \$33
PACWG	- Warm Grey poly; add \$33

Upcharge for one armcap.
Solid surface armcap color is always

- F** Select wood finish color.
Refer to color addendum at ki.com or KI
Fabrics & Finishes binder.
Wood finish selection is for wood
armcaps.
For Kensington Maple add upcharge.
- G** Select nylon glide color.
- | | |
|-------------|-----------------------|
| NGFN | - Flannel (Dark Grey) |
| NGNT | - Natural (Cream) |
- H** Select moisture barrier.
- | | |
|------------|-----------------------|
| MB | - Moisture barrier |
| NMB | - No moisture barrier |
- See pricing column for moisture barrier
upcharge.



Grade C.O.M.	Grade C	Grade D	Grade E & C.O.L.	Grade F	Grade G	Grade H	Grade I	Grade J	Grade K	Grade L Leather	Grade M Leather	Moisture Barrier add to list price
\$ 952	\$ 1009	\$ 1025	\$ 1042	\$ 1054	\$ 1079	\$ 1103	\$ 1134	\$ 1194	\$ 1255	\$ 1315	\$ 1436	\$ 160
952	1009	1025	1042	1054	1079	1103	1134	1194	1255	1315	1436	160
952	1009	1025	1042	1054	1079	1103	1134	1194	1255	1315	1436	160

\$ 995	\$ 1053	\$ 1068	\$ 1086	\$ 1098	\$ 1123	\$ 1147	\$ 1177	\$ 1237	\$ 1298	\$ 1358	\$ 1479	\$ 160
995	1053	1068	1086	1098	1123	1147	1177	1237	1298	1358	1479	160
995	1053	1068	1086	1098	1123	1147	1177	1237	1298	1358	1479	160

KENSINGTON MAPLE UPCHARGE

Kensington Maple requires extended leadtimes.

Model

All variations of One Seat Add-on Models:

SOMACL	\$22
SOMACR	\$22
SPMACL	\$22
SPMACR	\$22

California TB133 Fire Safety Code

The above seating products can be manufactured as a Special Cost Request using the appropriate flame-retardant materials and fabric selections for compliance to California Technical Bulletin 133. Please contact KI customer service for fabric compliance. Not available with moisture barrier.

Model

All variations of One Seat Add-on Models:

SOMACL	\$189
SOMACR	\$189
SPMACL	\$211
SPMACR	\$211

SPECIAL SERVICES
Special Carton Marking

With specially marked information N/C

Shipping

Shipped **assembled freight prepaid f.o.b. High Point, North Carolina 27263** factory. Freight class #175.

Specifications and prices are subject to change without prior notice.

HOW TO ORDER

1. Quantity of each item.
2. Model number, including options. See "How To Build a Model Number".
3. Any special service required.

- The absence of the ☐ indicates that no choice is required.
- Alpha-numeric characters in place of ☐ indicate that no other alternatives are available.

Corian™ white.

- A** Select basic model.
- B** Select non-contrast or fabric contrast 1.
Refer to color addendum at ki.com or KI
Fabrics & Finishes binder.
- C** Select fabric contrast 2.
Refer to color addendum at ki.com or KI
Fabrics & Finishes binder.
- D** Select base finish color.
Refer to color addendum at ki.com or KI
Fabrics & Finishes binder.
- E** Select armcaps.
- | | |
|--------------|------------------------------------|
| WAC | - Wood armcaps (pair) |
| SAC | - Solid surface armcaps; add \$300 |
| PACBL | - Black poly; add \$33 |
| PACSA | - Sand poly; add \$33 |
| PACWG | - Warm Grey poly; add \$33 |
- Upcharge for one armcap.
Solid surface armcap color is always

- F** Select wood finish color.
Refer to color addendum at ki.com or KI Fabrics & Finishes binder.
Wood finish selection is for wood armcaps.
For Kensington Maple add upcharge.
- G** Select nylon glide color.
- | | |
|-------------|-----------------------|
| NGFN | - Flannel (Dark Grey) |
| NGNT | - Natural (Cream) |
- H** Select moisture barrier.
- | | |
|------------|-----------------------|
| MB | - Moisture barrier |
| NMB | - No moisture barrier |
- See pricing column for moisture barrier upcharge.



Grade C.O.M.	Grade C	Grade D	Grade E & C.O.L.	Grade F	Grade G	Grade H	Grade I	Grade J	Grade K	Grade L Leather	Grade M Leather	Moisture Barrier add to list price
\$ 952	\$ 1009	\$ 1025	\$ 1042	\$ 1054	\$ 1079	\$ 1103	\$ 1134	\$ 1194	\$ 1255	\$ 1315	\$ 1436	\$ 160
952	1009	1025	1042	1054	1079	1103	1134	1194	1255	1315	1436	160
952	1009	1025	1042	1054	1079	1103	1134	1194	1255	1315	1436	160
\$ 995	\$ 1053	\$ 1068	\$ 1086	\$ 1098	\$ 1123	\$ 1147	\$ 1177	\$ 1237	\$ 1298	\$ 1358	\$ 1479	\$ 160
995	1053	1068	1086	1098	1123	1147	1177	1237	1298	1358	1479	160
995	1053	1068	1086	1098	1123	1147	1177	1237	1298	1358	1479	160

KENSINGTON MAPLE UPCHARGE

Kensington Maple requires extended leadtimes.

Model

All variations of One Seat Add-on Models:

SOMACL	\$22
SOMACR	\$22
SPMACL	\$22
SPMACR	\$22

California TB133 Fire Safety Code

The above seating products can be manufactured as a Special Cost Request using the appropriate flame-retardant materials and fabric selections for compliance to California Technical Bulletin 133. Please contact KI customer service for fabric compliance. Not available with moisture barrier.

Model

All variations of One Seat Add-on Models:

SOMACL	\$189
SOMACR	\$189
SPMACL	\$211
SPMACR	\$211

SPECIAL SERVICES
Special Carton Marking

With specially marked information N/C


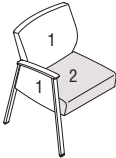
Shipping

Shipped **assembled freight prepaid f.o.b. High Point, North Carolina 27263** factory. Freight class #175.

Specifications and prices are subject to change without prior notice.

Soltice® Metal

Multiple Seating Add-on

			MODEL NUMBER								Approx. Packaged Weight
			Basic Model	Non-Contrast or Fabric Contrast 1	Fabric Contrast 2	Base Finish	Arm Cap	Wood Finish	Glide Color	Moist. Barrier	
	No Connector	2.25 yd	SPMACL/NC	□□□□		□□	□□	□□	□□	□□	45.0#
	Left Chair Connector	2.25 yd	SPMACLC/NC	□□□□		□□	□□	□□	□□	□□	45.0#
	Left Table Connector	2.25 yd	SPMACLT/NC	□□□□		□□	□□	□□	□□	□□	45.0#
SMAMC											
One Seat Add-on Unit - Left Facing (Closed Arm) Non-Contrast											
	No Connector		SPMACL/FC	□□□□	□□□□	□□	□□	□□	□□	□□	45.0#
	Left Chair Connector		SPMACLC/FC	□□□□	□□□□	□□	□□	□□	□□	□□	45.0#
	Left Table Connector		SPMACLT/FC	□□□□	□□□□	□□	□□	□□	□□	□□	45.0#
SMAMC											
One Seat Add-on Unit - Left Facing (Closed Arm) Contrast											
• 1 = Back and arms (Fabric Contrast 1) C.O.M. = 1.75 yd • 2 = Seat (Fabric Contrast 2) C.O.M. = 1 yd											
			A	B	C	D	E	F	G	H	

HOW TO ORDER

Indicate the following information on order form:

- Quantity of each item.
- Model number, including options. See "How To Build a Model Number".
- Any special service required.

Note: • The □ indicates that a choice is required.

- The absence of the □ indicates that no choice is required.
- Alpha-numeric characters in place of □ indicate that no other alternatives are available.

HOW TO BUILD A MODEL NUMBER

A Select basic model.

B Select non-contrast or fabric contrast 1. Refer to color addendum at ki.com or KI Fabrics & Finishes binder.

C Select fabric contrast 2. Refer to color addendum at ki.com or KI Fabrics & Finishes binder.

D Select base finish color. Refer to color addendum at ki.com or KI Fabrics & Finishes binder.

E Select armcaps.
WAC - Wood armcaps (pair)
SAC - Solid surface armcaps; add \$300
PACBL - Black poly; add \$33
PACSA - Sand poly; add \$33
PACWG - Warm Grey poly; add \$33
 Upcharge for one armcap.
 Solid surface armcap color is always

Corian™ white.

F Select wood finish color. Refer to color addendum at ki.com or KI Fabrics & Finishes binder. Wood finish selection is for wood armcaps. For Kensington Maple add upcharge.

G Select nylon glide color.
NGFN - Flannel (Dark Grey)
NGNT - Natural (Cream)

H Select moisture barrier.
MB - Moisture barrier
NMB - No moisture barrier
 See pricing column for moisture barrier upcharge.



Grade C.O.M.	Grade C	Grade D	Grade E & C.O.L.	Grade F	Grade G	Grade H	Grade I	Grade J	Grade K	Grade L Leather	Grade M Leather	Moisture Barrier add to list price
\$ 1080	\$ 1167	\$ 1189	\$ 1216	\$ 1235	\$ 1271	\$ 1308	\$ 1353	\$ 1444	\$ 1535	\$ 1625	\$ 1807	\$ 168
1080	1167	1189	1216	1235	1271	1308	1353	1444	1535	1625	1807	168
1080	1167	1189	1216	1235	1271	1308	1353	1444	1535	1625	1807	168

\$ 1124	\$ 1211	\$ 1233	\$ 1260	\$ 1279	\$ 1315	\$ 1352	\$ 1396	\$ 1488	\$ 1578	\$ 1669	\$ 1851	\$ 168
1124	1211	1233	1260	1279	1315	1352	1396	1488	1578	1669	1851	168
1124	1211	1233	1260	1279	1315	1352	1396	1488	1578	1669	1851	168

KENSINGTON MAPLE UPCHARGE

Kensington Maple requires extended leadtimes.

Model

All variations of One Seat Add-on Models:

SOMACL	\$22
SOMACR	\$22
SPMACL	\$22
SPMACR	\$22

California TB133 Fire Safety Code

The above seating products can be manufactured as a Special Cost Request using the appropriate flame-retardant materials and fabric selections for compliance to California Technical Bulletin 133. Please contact KI customer service for fabric compliance. Not available with moisture barrier.

Model

All variations of One Seat Add-on Models:

SOMACL	\$189
SOMACR	\$189
SPMACL	\$211
SPMACR	\$211

SPECIAL SERVICES
Special Carton Marking

With specially marked information N/C

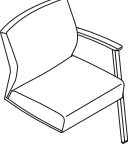
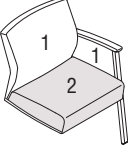
Shipping

Shipped **assembled freight prepaid f.o.b. High Point, North Carolina 27263** factory. Freight class #175.

Specifications and prices are subject to change without prior notice.

Soltice® Metal

Multiple Seating Add-on

			MODEL NUMBER								Approx. Packaged Weight
			Basic Model	Non-Contrast or Fabric Contrast 1	Fabric Contrast 2	Base Finish	Arm Cap	Wood Finish	Glide Color	Moist. Barrier	
	No Connector	2.25 yd	SPMACR/NC	□□□□		□□	□□	□□	□□	□□	45.0#
	Right Chair Connector	2.25 yd	SPMACRC/NC	□□□□		□□	□□	□□	□□	□□	45.0#
	Right Table Connector	2.25 yd	SPMACRT/NC	□□□□		□□	□□	□□	□□	□□	45.0#
SMAMC											
One Seat Add-on Unit - Right Facing (Closed Arm) Non-Contrast											
	No Connector		SPMACR/FC	□□□□	□□□□	□□	□□	□□	□□	□□	45.0#
	Right Chair Connector		SPMACRC/FC	□□□□	□□□□	□□	□□	□□	□□	□□	45.0#
	Right Table Connector		SPMACRT/FC	□□□□	□□□□	□□	□□	□□	□□	□□	45.0#
SMAMC											
One Seat Add-on Unit - Right Facing (Closed Arm) Contrast											
<ul style="list-style-type: none"> 1 = Back and arms (Fabric Contrast 1) C.O.M. = 1.75 yd 2 = Seat (Fabric Contrast 2) C.O.M. = 1 yd 											
			A	B	C	D	E	F	G	H	

HOW TO ORDER

Indicate the following information on order form:

- Quantity of each item.
- Model number, including options. See "How To Build a Model Number".
- Any special service required.

Note: • The □ indicates that a choice is required.

- The absence of the □ indicates that no choice is required.
- Alpha-numeric characters in place of □ indicate that no other alternatives are available.

HOW TO BUILD A MODEL NUMBER

A Select basic model.

B Select non-contrast or fabric contrast 1. Refer to color addendum at ki.com or KI Fabrics & Finishes binder.

C Select fabric contrast 2. Refer to color addendum at ki.com or KI Fabrics & Finishes binder.

D Select base finish color. Refer to color addendum at ki.com or KI Fabrics & Finishes binder.

E Select armcaps.

WAC	- Wood armcaps (pair)
SAC	- Solid surface armcaps; add \$300
PACBL	- Black poly; add \$33
PACSA	- Sand poly; add \$33
PACWG	- Warm Grey poly; add \$33

Upcharge for one armcap.
Solid surface armcap color is always

Corian™ white.

F Select wood finish color. Refer to color addendum at ki.com or KI Fabrics & Finishes binder. Wood finish selection is for wood armcaps. For Kensington Maple add upcharge.

G Select nylon glide color.

NGFN	- Flannel (Dark Grey)
NGNT	- Natural (Cream)

H Select moisture barrier.

MB	- Moisture barrier
NMB	- No moisture barrier

See pricing column for moisture barrier upcharge.



Grade C.O.M.	Grade C	Grade D	Grade E & C.O.L.	Grade F	Grade G	Grade H	Grade I	Grade J	Grade K	Grade L Leather	Grade M Leather	Moisture Barrier add to list price
\$ 1080	\$ 1167	\$ 1189	\$ 1216	\$ 1235	\$ 1271	\$ 1308	\$ 1353	\$ 1444	\$ 1535	\$ 1625	\$ 1807	\$ 168
1080	1167	1189	1216	1235	1271	1308	1353	1444	1535	1625	1807	168
1080	1167	1189	1216	1235	1271	1308	1353	1444	1535	1625	1807	168

\$ 1124	\$ 1211	\$ 1233	\$ 1260	\$ 1279	\$ 1315	\$ 1352	\$ 1396	\$ 1488	\$ 1578	\$ 1669	\$ 1851	\$ 168
1124	1211	1233	1260	1279	1315	1352	1396	1488	1578	1669	1851	168
1124	1211	1233	1260	1279	1315	1352	1396	1488	1578	1669	1851	168

KENSINGTON MAPLE UPCHARGE

Kensington Maple requires extended leadtimes.

Model

All variations of One Seat Add-on Models:

SOMACL	\$22
SOMACR	\$22
SPMACL	\$22
SPMACR	\$22

California TB133 Fire Safety Code

The above seating products can be manufactured as a Special Cost Request using the appropriate flame-retardant materials and fabric selections for compliance to California Technical Bulletin 133. Please contact KI customer service for fabric compliance. Not available with moisture barrier.

Model

All variations of One Seat Add-on Models:

SOMACL	\$189
SOMACR	\$189
SPMACL	\$211
SPMACR	\$211

SPECIAL SERVICES
Special Carton Marking

With specially marked information N/C

Shipping

Shipped **assembled freight prepaid f.o.b. High Point, North Carolina 27263** factory. Freight class #175.

Specifications and prices are subject to change without prior notice.

HOW TO ORDER

1. Quantity of each item.
2. Model number, including options. See "How To Build a Model Number".
3. Any special service required.

- The absence of the ☐ indicates that no choice is required.
- Alpha-numeric characters in place of ☐ indicate that no other alternatives are available.

Corian™ white.

- A** Select basic model.
- B** Select non-contrast or fabric contrast 1.
Refer to color addendum at ki.com or KI
Fabrics & Finishes binder.
- C** Select fabric contrast 2.
Refer to color addendum at ki.com or KI
Fabrics & Finishes binder.
- D** Select base finish color.
Refer to color addendum at ki.com or KI
Fabrics & Finishes binder.
- E** Select armcaps.
- | | |
|--------------|---------------------------------------|
| WAC | - Wood armcaps (pair) |
| SAC | - Solid surface armcaps; add
\$491 |
| PACBL | - Black poly; add \$65 |
| PACSA | - Sand poly; add \$65 |
| PACWG | - Warm Grey poly; add \$65 |
- Upcharge for two armcaps.
Solid surface armcap color is always
- F** Select wood finish color.
Refer to color addendum at ki.com or KI
Fabrics & Finishes binder.
Wood finish selection is for wood
armcaps.
For Kensington Maple add upcharge.
- G** Select nylon glide color.
- | | |
|-------------|-----------------------|
| NGFN | - Flannel (Dark Grey) |
| NGNT | - Natural (Cream) |
- H** Select moisture barrier.
- | | |
|------------|-----------------------|
| MB | - Moisture barrier |
| NMB | - No moisture barrier |
- See pricing column for moisture barrier
upcharge.



Grade C.O.M.	Grade C	Grade D	Grade E & C.O.L.	Grade F	Grade G	Grade H	Grade I	Grade J	Grade K	Grade L Leather	Grade M Leather	Moisture Barrier add to list price
\$ 1730	\$ 1844	\$ 1875	\$ 1911	\$ 1935	\$ 1984	\$ 2032	\$ 2093	\$ 2214	\$ 2335	\$ 2456	\$ 2698	\$ 177
1730	1844	1875	1911	1935	1984	2032	2093	2214	2335	2456	2698	177
1730	1844	1875	1911	1935	1984	2032	2093	2214	2335	2456	2698	177

\$ 1806	\$ 1921	\$ 1951	\$ 1987	\$ 2011	\$ 2060	\$ 2108	\$ 2169	\$ 2290	\$ 2411	\$ 2532	\$ 2774	\$ 177
1806	1921	1951	1987	2011	2060	2108	2169	2290	2411	2532	2774	177
1806	1921	1951	1987	2011	2060	2108	2169	2290	2411	2532	2774	177

KENSINGTON MAPLE UPCHARGE

Kensington Maple requires extended leadtimes.

Model

All variations of Two Seat Add-on Models:

SOMACCL	\$44
SOMACCR	\$44
SPMACCL	\$44
SPMACCR	\$44

California TB133 Fire Safety Code

The above seating products can be manufactured as a Special Cost Request using the appropriate flame-retardant materials and fabric selections for compliance to California Technical Bulletin 133. Please contact KI customer service for fabric compliance. Not available with moisture barrier.

Model

All variations of Two Seat Add-on Models:

SOMACCL	\$234
SOMACCR	\$234
SPMACCL	\$265
SPMACCR	\$265

SPECIAL SERVICES
Special Carton Marking

With specially marked information N/C

Shipping

Shipped **assembled freight prepaid f.o.b. High Point, North Carolina 27263** factory. Freight class #175.

Specifications and prices are subject to change without prior notice.

- 1 = Back (Fabric Contrast 1) C.O.M. = 2 yd
- 2 = Seat (Fabric Contrast 2) C.O.M. = 2 yd

1. Quantity of each item.
2. Model number, including options. See "How To Build a Model Number".
3. Any special service required.

- The absence of the ☐ indicates that no choice is required.
- Alpha-numeric characters in place of ☐ indicate that no other alternatives are available.

Corian™ white.

- A** Select basic model.

B Select non-contrast or fabric contrast 1.
Refer to color addendum at [ki.com](#) or KI
Fabrics & Finishes binder.

C Select fabric contrast 2.
Refer to color addendum at [ki.com](#) or KI
Fabrics & Finishes binder.

D Select base finish color.
Refer to color addendum at [ki.com](#) or KI
Fabrics & Finishes binder.

E Select armcaps.

WAC	- Wood armcaps (pair)
SAC	- Solid surface armcaps; add \$491
PACBL	- Black poly; add \$65
PACSA	- Sand poly; add \$65
PACWG	- Warm Grey poly; add \$65

Upcharge for two armcaps.
Solid surface armcap color is always

F Select wood finish color.
Refer to color addendum at [ki.com](#) or KI
Fabrics & Finishes binder.
Wood finish selection is for wood
armcaps.
For Kensington Maple add upcharge.

G Select nylon glide color.

NGFN	- Flannel (Dark Grey)
NGNT	- Natural (Cream)

H Select moisture barrier.

MB	- Moisture barrier
NMB	- No moisture barrier

See pricing column for moisture barrier
upcharge.



Grade C.O.M.	Grade C	Grade D	Grade E & C.O.L.	Grade F	Grade G	Grade H	Grade I	Grade J	Grade K	Grade L Leather	Grade M Leather	Moisture Barrier add to list price
\$ 1730	\$ 1844	\$ 1875	\$ 1911	\$ 1935	\$ 1984	\$ 2032	\$ 2093	\$ 2214	\$ 2335	\$ 2456	\$ 2698	\$ 177
1730	1844	1875	1911	1935	1984	2032	2093	2214	2335	2456	2698	177
1730	1844	1875	1911	1935	1984	2032	2093	2214	2335	2456	2698	177

\$ 1806	\$ 1921	\$ 1951	\$ 1987	\$ 2011	\$ 2060	\$ 2108	\$ 2169	\$ 2290	\$ 2411	\$ 2532	\$ 2774	\$ 177
1806	1921	1951	1987	2011	2060	2108	2169	2290	2411	2532	2774	177
1806	1921	1951	1987	2011	2060	2108	2169	2290	2411	2532	2774	177

KENSINGTON MAPLE UPCHARGE

Kensington Maple requires extended leadtimes.

Model

All variations of Two Seat Add-on Models:

SOMACCL	\$44
SOMACCR	\$44
SPMACCL	\$44
SPMACCR	\$44

California TB133 Fire Safety Code

The above seating products can be manufactured as a Special Cost Request using the appropriate flame-retardant materials and fabric selections for compliance to California Technical Bulletin 133. Please contact KI customer service for fabric compliance. Not available with moisture barrier.

Model

All variations of Two Seat Add-on Models:

SOMACCL	\$234
SOMACCR	\$234
SPMACCL	\$265
SPMACCR	\$265

SPECIAL SERVICES
Special Carton Marking

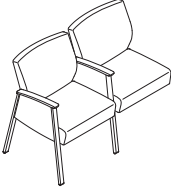
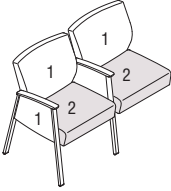
With specially marked information N/C

Shipping

Shipped **assembled freight prepaid f.o.b. High Point, North Carolina 27263** factory. Freight class #175.

Specifications and prices are subject to change without prior notice.

Soltice® Metal
Multiple Seating Add-on

	Features	COM	MODEL NUMBER								Approx. Packaged Weight
			Basic Model	Non-Contrast or Fabric Contrast 1	Fabric Contrast 2	Base Finish	Arm Cap	Wood Finish	Glide Color	Moist. Barrier	
	No Connector	4 yd	SPMACCL/NC	□□□□		□□	□□	□□	□□	□□	95.0#
	Left Chair Connector	4 yd	SPMACCLC/NC	□□□□		□□	□□	□□	□□	□□	95.0#
	Left Table Connector	4 yd	SPMACCLT/NC	□□□□		□□	□□	□□	□□	□□	95.0#
SMAMC											
Two Seat Add-on Unit - Left Facing (Closed Arm) Non-Contrast											
	No Connector		SPMACCL/FC	□□□□	□□□□	□□	□□	□□	□□	□□	95.0#
	Left Chair Connector		SPMACCLC/FC	□□□□	□□□□	□□	□□	□□	□□	□□	95.0#
	Left Table Connector		SPMACCLT/FC	□□□□	□□□□	□□	□□	□□	□□	□□	95.0#
SMAMC											
Two Seat Add-on Unit - Left Facing (Closed Arm) Contrast											
• 1 = Back and arms (Fabric Contrast 1) C.O.M. = 3.25 yd											
• 2 = Seat (Fabric Contrast 2) C.O.M. = 2 yd											
			A	B	C	D	E	F	G	H	

HOW TO ORDER

Indicate the following information on order form:

- Quantity of each item.
- Model number, including options. See “How To Build a Model Number”.
- Any special service required.

Note:

- The □ indicates that a choice is required.
- The absence of the □ indicates that no choice is required.
- Alpha-numeric characters in place of □ indicate that no other alternatives are available.

HOW TO BUILD A MODEL NUMBER

- A** Select basic model.
- B** Select non-contrast or fabric contrast 1.
Refer to color addendum at ki.com or KI Fabrics & Finishes binder.
- C** Select fabric contrast 2.
Refer to color addendum at ki.com or KI Fabrics & Finishes binder.
- D** Select base finish color.
Refer to color addendum at ki.com or KI Fabrics & Finishes binder.
- E** Select armcaps.
- | | |
|-------|------------------------------------|
| WAC | - Wood armcaps (pair) |
| SAC | - Solid surface armcaps; add \$491 |
| PACBL | - Black poly; add \$65 |
| PACSA | - Sand poly; add \$65 |
| PACWG | - Warm Grey poly; add \$65 |
- Upcharge for two armcaps.
Solid surface armcap color is always

Corian™ white.

- F** Select wood finish color.
Refer to color addendum at ki.com or KI Fabrics & Finishes binder.
Wood finish selection is for wood armcaps.
For Kensington Maple add upcharge.
- G** Select nylon glide color.
- | | |
|------|-----------------------|
| NGFN | - Flannel (Dark Grey) |
| NGNT | - Natural (Cream) |
- H** Select moisture barrier.
- | | |
|-----|-----------------------|
| MB | - Moisture barrier |
| NMB | - No moisture barrier |
- See pricing column for moisture barrier upcharge.



Grade C.O.M.	Grade C	Grade D	Grade E & C.O.L.	Grade F	Grade G	Grade H	Grade I	Grade J	Grade K	Grade L Leather	Grade M Leather	Moisture Barrier add to list price
\$ 1912	\$ 2064	\$ 2105	\$ 2154	\$ 2185	\$ 2251	\$ 2315	\$ 2396	\$ 2557	\$ 2718	\$ 2880	\$ 3204	\$ 189
1912	2064	2105	2154	2185	2251	2315	2396	2557	2718	2880	3204	189
1912	2064	2105	2154	2185	2251	2315	2396	2557	2718	2880	3204	189
\$ 1988	\$ 2141	\$ 2181	\$ 2230	\$ 2262	\$ 2327	\$ 2391	\$ 2472	\$ 2633	\$ 2795	\$ 2956	\$ 3280	\$ 189
1988	2141	2181	2230	2262	2327	2391	2472	2633	2795	2956	3280	189
1988	2141	2181	2230	2262	2327	2391	2472	2633	2795	2956	3280	189

KENSINGTON MAPLE UPCHARGE

Kensington Maple requires extended leadtimes.

Model

All variations of Two Seat Add-on Models:

SOMACCL	\$44
SOMACCR	\$44
SPMACCL	\$44
SPMACCR	\$44

California TB133 Fire Safety Code

The above seating products can be manufactured as a Special Cost Request using the appropriate flame-retardant materials and fabric selections for compliance to California Technical Bulletin 133. Please contact KI customer service for fabric compliance. Not available with moisture barrier.

Model

All variations of Two Seat Add-on Models:

SOMACCL	\$234
SOMACCR	\$234
SPMACCL	\$265
SPMACCR	\$265

SPECIAL SERVICES
Special Carton Marking

With specially marked information N/C

Shipping

Shipped **assembled freight prepaid f.o.b. High Point, North Carolina 27263** factory. Freight class #175.

Specifications and prices are subject to change without prior notice.

HOW TO ORDER

1. Quantity of each item.
2. Model number, including options. See "How To Build a Model Number".
3. Any special service required.

- The absence of the ☐ indicates that no choice is required.
- Alpha-numeric characters in place of ☐ indicate that no other alternatives are available.

Corian™ white.

- | | | | | | | | | | | | | | | | | | | | |
|---|------------------------------------|-----------------------|------------|------------------------------------|--------------|------------------------|--------------|-----------------------|--------------|----------------------------|--|-------------|-----------------------|-------------|-------------------|-----------|--------------------|------------|-----------------------|
| <p>A Select basic model.</p> <p>B Select non-contrast or fabric contrast 1.
Refer to color addendum at ki.com or KI Fabrics & Finishes binder.</p> <p>C Select fabric contrast 2.
Refer to color addendum at ki.com or KI Fabrics & Finishes binder.</p> <p>D Select base finish color.
Refer to color addendum at ki.com or KI Fabrics & Finishes binder.</p> <p>E Select armcaps.</p> <table border="0"> <tr> <td>WAC</td> <td>- Wood armcaps (pair)</td> </tr> <tr> <td>SAC</td> <td>- Solid surface armcaps; add \$491</td> </tr> <tr> <td>PACBL</td> <td>- Black poly; add \$65</td> </tr> <tr> <td>PACSA</td> <td>- Sand poly; add \$65</td> </tr> <tr> <td>PACWG</td> <td>- Warm Grey poly; add \$65</td> </tr> </table> <p>Upcharge for two armcaps.
Solid surface armcap color is always</p> | WAC | - Wood armcaps (pair) | SAC | - Solid surface armcaps; add \$491 | PACBL | - Black poly; add \$65 | PACSA | - Sand poly; add \$65 | PACWG | - Warm Grey poly; add \$65 | <p>F Select wood finish color.
Refer to color addendum at ki.com or KI Fabrics & Finishes binder.
Wood finish selection is for wood armcaps.
For Kensington Maple add upcharge.</p> <p>G Select nylon glide color.</p> <table border="0"> <tr> <td>NGFN</td> <td>- Flannel (Dark Grey)</td> </tr> <tr> <td>NGNT</td> <td>- Natural (Cream)</td> </tr> </table> <p>H Select moisture barrier.</p> <table border="0"> <tr> <td>MB</td> <td>- Moisture barrier</td> </tr> <tr> <td>NMB</td> <td>- No moisture barrier</td> </tr> </table> <p>See pricing column for moisture barrier upcharge.</p> | NGFN | - Flannel (Dark Grey) | NGNT | - Natural (Cream) | MB | - Moisture barrier | NMB | - No moisture barrier |
| WAC | - Wood armcaps (pair) | | | | | | | | | | | | | | | | | | |
| SAC | - Solid surface armcaps; add \$491 | | | | | | | | | | | | | | | | | | |
| PACBL | - Black poly; add \$65 | | | | | | | | | | | | | | | | | | |
| PACSA | - Sand poly; add \$65 | | | | | | | | | | | | | | | | | | |
| PACWG | - Warm Grey poly; add \$65 | | | | | | | | | | | | | | | | | | |
| NGFN | - Flannel (Dark Grey) | | | | | | | | | | | | | | | | | | |
| NGNT | - Natural (Cream) | | | | | | | | | | | | | | | | | | |
| MB | - Moisture barrier | | | | | | | | | | | | | | | | | | |
| NMB | - No moisture barrier | | | | | | | | | | | | | | | | | | |



Grade C.O.M.	Grade C	Grade D	Grade E & C.O.L.	Grade F	Grade G	Grade H	Grade I	Grade J	Grade K	Grade L Leather	Grade M Leather	Moisture Barrier add to list price
\$ 1912	\$ 2064	\$ 2105	\$ 2154	\$ 2185	\$ 2251	\$ 2315	\$ 2396	\$ 2557	\$ 2718	\$ 2880	\$ 3204	\$ 189
1912	2064	2105	2154	2185	2251	2315	2396	2557	2718	2880	3204	189
1912	2064	2105	2154	2185	2251	2315	2396	2557	2718	2880	3204	189
\$ 1988	\$ 2141	\$ 2181	\$ 2230	\$ 2262	\$ 2327	\$ 2391	\$ 2472	\$ 2633	\$ 2795	\$ 2956	\$ 3280	\$ 189
1988	2141	2181	2230	2262	2327	2391	2472	2633	2795	2956	3280	189
1988	2141	2181	2230	2262	2327	2391	2472	2633	2795	2956	3280	189

KENSINGTON MAPLE UPCHARGE

Kensington Maple requires extended leadtimes.

Model

All variations of Two Seat Add-on Models:

SOMACCL	\$44
SOMACCR	\$44
SPMACCL	\$44
SPMACCR	\$44

California TB133 Fire Safety Code

The above seating products can be manufactured as a Special Cost Request using the appropriate flame-retardant materials and fabric selections for compliance to California Technical Bulletin 133. Please contact KI customer service for fabric compliance. Not available with moisture barrier.

Model

All variations of Two Seat Add-on Models:

SOMACCL	\$234
SOMACCR	\$234
SPMACCL	\$265
SPMACCR	\$265

SPECIAL SERVICES
Special Carton Marking

With specially marked information N/C

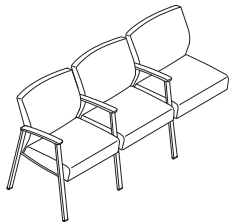

Shipping

Shipped **assembled freight prepaid f.o.b. High Point, North Carolina 27263** factory. Freight class #175.

Specifications and prices are subject to change without prior notice.

Soltice® Metal

Multiple Seating Add-on

			MODEL NUMBER								Approx. Packaged Weight
			Basic Model	Non- Contrast or Fabric Contrast 1	Fabric Contrast 2	Base Finish	Arm Cap	Wood Finish	Glide Color	Moist. Barrier	
 SMAMC Three Seat Add-on Unit - Left Facing (Open Arm) Non-Contrast	No Connector	4.5 yd	SOMACCCL/NC	<input type="checkbox"/> <input type="checkbox"/> <input type="checkbox"/> <input type="checkbox"/>		<input type="checkbox"/> <input type="checkbox"/>	<input type="checkbox"/> <input type="checkbox"/>	<input type="checkbox"/> <input type="checkbox"/>	<input type="checkbox"/> <input type="checkbox"/>	120.0#	
	Left Chair Connector	4.5 yd	SOMACCCLC/NC	<input type="checkbox"/> <input type="checkbox"/> <input type="checkbox"/> <input type="checkbox"/>		<input type="checkbox"/> <input type="checkbox"/>	<input type="checkbox"/> <input type="checkbox"/>	<input type="checkbox"/> <input type="checkbox"/>	<input type="checkbox"/> <input type="checkbox"/>	120.0#	
	Left Table Connector	4.5 yd	SOMACCCLT/NC	<input type="checkbox"/> <input type="checkbox"/> <input type="checkbox"/> <input type="checkbox"/>		<input type="checkbox"/> <input type="checkbox"/>	<input type="checkbox"/> <input type="checkbox"/>	<input type="checkbox"/> <input type="checkbox"/>	<input type="checkbox"/> <input type="checkbox"/>	120.0#	
 SMAMC Three Seat Add-on Unit - Left Facing (Open Arm) Contrast <ul style="list-style-type: none">• 1 = Back (Fabric Contrast 1) C.O.M. = 3 yd• 2 = Seat (Fabric Contrast 2) C.O.M. = 3 yd	No Connector		SOMACCCL/FC	<input type="checkbox"/> <input type="checkbox"/> <input type="checkbox"/> <input type="checkbox"/>	<input type="checkbox"/> <input type="checkbox"/>	<input type="checkbox"/> <input type="checkbox"/>	<input type="checkbox"/> <input type="checkbox"/>	<input type="checkbox"/> <input type="checkbox"/>	<input type="checkbox"/> <input type="checkbox"/>	120.0#	
	Left Chair Connector		SOMACCCLC/FC	<input type="checkbox"/> <input type="checkbox"/> <input type="checkbox"/> <input type="checkbox"/>	<input type="checkbox"/> <input type="checkbox"/>	<input type="checkbox"/> <input type="checkbox"/>	<input type="checkbox"/> <input type="checkbox"/>	<input type="checkbox"/> <input type="checkbox"/>	<input type="checkbox"/> <input type="checkbox"/>	120.0#	
	Left Table Connector		SOMACCCLT/FC	<input type="checkbox"/> <input type="checkbox"/> <input type="checkbox"/> <input type="checkbox"/>	<input type="checkbox"/> <input type="checkbox"/>	<input type="checkbox"/> <input type="checkbox"/>	<input type="checkbox"/> <input type="checkbox"/>	<input type="checkbox"/> <input type="checkbox"/>	<input type="checkbox"/> <input type="checkbox"/>	120.0#	
			A	B	C	D	E	F	G	H	

HOW TO ORDER

Indicate the following information on order form:

- Quantity of each item.
- Model number, including options. See "How To Build a Model Number".
- Any special service required.

Note: • The ☐ indicates that a choice is required.

- The absence of the ☐ indicates that no choice is required.
- Alpha-numeric characters in place of ☐ indicate that no other alternatives are available.

HOW TO BUILD A MODEL NUMBER

A Select basic model.

B Select non-contrast or fabric contrast 1.
Refer to color addendum at ki.com or KI Fabrics & Finishes binder.

C Select fabric contrast 2.
Refer to color addendum at ki.com or KI Fabrics & Finishes binder.

D Select base finish color.
Refer to color addendum at ki.com or KI Fabrics & Finishes binder.

E Select armcaps.
WAC - Wood armcaps (pair)
SAC - Solid surface armcaps; add \$709
PACBL - Black poly; add \$98
PACSA - Sand poly; add \$98
PACWG - Warm Grey poly; add \$98
 Upcharge for three armcaps.
 Solid surface armcap color is always

Corian™ white.

F Select wood finish color.
Refer to color addendum at ki.com or KI Fabrics & Finishes binder.
Wood finish selection is for wood armcaps.
For Kensington Maple add upcharge.

G Select nylon glide color.
NGFN - Flannel (Dark Grey)
NGNT - Natural (Cream)

H Select moisture barrier.
MB - Moisture barrier
NMB - No moisture barrier
 See pricing column for moisture barrier upcharge.



Grade C.O.M.	Grade C	Grade D	Grade E & C.O.L.	Grade F	Grade G	Grade H	Grade I	Grade J	Grade K	Grade L Leather	Grade M Leather	Moisture Barrier add to list price
\$ 2488	\$ 2662	\$ 2706	\$ 2761	\$ 2798	\$ 2870	\$ 2943	\$ 3033	\$ 3216	\$ 3398	\$ 3578	\$ 3943	\$ 194
2488	2662	2706	2761	2798	2870	2943	3033	3216	3398	3578	3943	194
2488	2662	2706	2761	2798	2870	2943	3033	3216	3398	3578	3943	194

\$ 2597	\$ 2771	\$ 2815	\$ 2870	\$ 2907	\$ 2979	\$ 3052	\$ 3142	\$ 3325	\$ 3507	\$ 3687	\$ 4052	\$ 194
2597	2771	2815	2870	2907	2979	3052	3142	3325	3507	3687	4052	194
2597	2771	2815	2870	2907	2979	3052	3142	3325	3507	3687	4052	194

KENSINGTON MAPLE UPCHARGE

Kensington Maple requires extended leadtimes.

Model

All variations of Three Seat Add-on Models:

SOMACCCL	\$65
SOMACCCR	\$65
SPMACCCL	\$65
SPMACCCR	\$65

California TB133 Fire Safety Code

The above seating products can be manufactured as a Special Cost Request using the appropriate flame-retardant materials and fabric selections for compliance to California Technical Bulletin 133. Please contact KI customer service for fabric compliance. Not available with moisture barrier.

Model

All variations of Three Seat Add-on Models:

SOMACCCL	\$280
SOMACCCR	\$280
SPMACCCL	\$318
SPMACCCR	\$318

SPECIAL SERVICES
Special Carton Marking

With specially marked information N/C

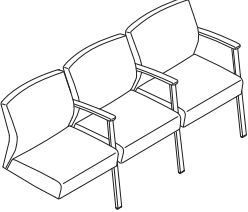
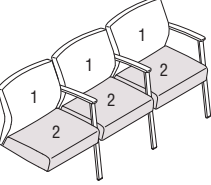
Shipping

Shipped **assembled freight prepaid f.o.b. High Point, North Carolina 27263** factory. Freight class #175.

Specifications and prices are subject to change without prior notice.

Soltice® Metal

Multiple Seating Add-on

	Features	COM	MODEL NUMBER								Approx. Packaged Weight
			Basic Model	Non-Contrast or Fabric Contrast 1	Fabric Contrast 2	Base Finish	Arm Cap	Wood Finish	Glide Color	Moist. Barrier	
 <p>SMAMC Three Seat Add-on Unit - Right Facing (Open Arm) Non-Contrast</p>	No Connector	4.5 yd	SOMACCCR/NC	□□□□		□□	□□	□□	□□	□□	120.0#
	Right Chair Connector	4.5 yd	SOMACCCRC/NC	□□□□		□□	□□	□□	□□	□□	120.0#
	Right Table Connector	4.5 yd	SOMACCCRT/NC	□□□□		□□	□□	□□	□□	□□	120.0#
 <p>SMAMC Three Seat Add-on Unit - Right Facing (Open Arm) Contrast</p> <ul style="list-style-type: none"> 1 = Back (Fabric Contrast 1) C.O.M. = 3 yd 2 = Seat (Fabric Contrast 2) C.O.M. = 3 yd 	No Connector		SOMACCCR/FC	□□□□	□□□□	□□	□□	□□	□□	□□	120.0#
	Right Chair Connector		SOMACCCRC/FC	□□□□	□□□□	□□	□□	□□	□□	□□	120.0#
	Right Table Connector		SOMACCCRT/FC	□□□□	□□□□	□□	□□	□□	□□	□□	120.0#
			A	B	C	D	E	F	G	H	

HOW TO ORDER

Indicate the following information on order form:

- Quantity of each item.
- Model number, including options. See "How To Build a Model Number".
- Any special service required.

Note: • The □ indicates that a choice is required.

- The absence of the □ indicates that no choice is required.
- Alpha-numeric characters in place of □ indicate that no other alternatives are available.

HOW TO BUILD A MODEL NUMBER

A Select basic model.

B Select non-contrast or fabric contrast 1.
Refer to color addendum at ki.com or KI Fabrics & Finishes binder.

C Select fabric contrast 2.
Refer to color addendum at ki.com or KI Fabrics & Finishes binder.

D Select base finish color.
Refer to color addendum at ki.com or KI Fabrics & Finishes binder.

E Select armcaps.
WAC - Wood armcaps (pair)
SAC - Solid surface armcaps; add \$709
PACBL - Black poly; add \$98
PACSA - Sand poly; add \$98
PACWG - Warm Grey poly; add \$98
 Upcharge for three armcaps.
 Solid surface armcap color is always

Corian™ white.

F Select wood finish color.
Refer to color addendum at ki.com or KI Fabrics & Finishes binder.
Wood finish selection is for wood armcaps.
For Kensington Maple add upcharge.

G Select nylon glide color.
NGFN - Flannel (Dark Grey)
NGNT - Natural (Cream)

H Select moisture barrier.
MB - Moisture barrier
NMB - No moisture barrier
 See pricing column for moisture barrier upcharge.



Grade C.O.M.	Grade C	Grade D	Grade E & C.O.L.	Grade F	Grade G	Grade H	Grade I	Grade J	Grade K	Grade L Leather	Grade M Leather	Moisture Barrier add to list price
\$ 2488	\$ 2662	\$ 2706	\$ 2761	\$ 2798	\$ 2870	\$ 2943	\$ 3033	\$ 3216	\$ 3398	\$ 3578	\$ 3943	\$ 194
2488	2662	2706	2761	2798	2870	2943	3033	3216	3398	3578	3943	194
2488	2662	2706	2761	2798	2870	2943	3033	3216	3398	3578	3943	194
\$ 2597	\$ 2771	\$ 2815	\$ 2870	\$ 2907	\$ 2979	\$ 3052	\$ 3142	\$ 3325	\$ 3507	\$ 3687	\$ 4052	\$ 194
2597	2771	2815	2870	2907	2979	3052	3142	3325	3507	3687	4052	194
2597	2771	2815	2870	2907	2979	3052	3142	3325	3507	3687	4052	194

KENSINGTON MAPLE UPCHARGE

Kensington Maple requires extended leadtimes.

Model

All variations of Three Seat Add-on Models:

SOMACCCL	\$65
SOMACCCR	\$65
SPMACCCL	\$65
SPMACCCR	\$65

California TB133 Fire Safety Code

The above seating products can be manufactured as a Special Cost Request using the appropriate flame-retardant materials and fabric selections for compliance to California Technical Bulletin 133. Please contact KI customer service for fabric compliance. Not available with moisture barrier.

Model

All variations of Three Seat Add-on Models:

SOMACCCL	\$280
SOMACCCR	\$280
SPMACCCL	\$318
SPMACCCR	\$318

SPECIAL SERVICES
Special Carton Marking

With specially marked information N/C

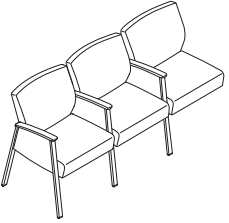
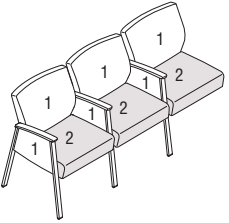
Shipping

Shipped **assembled freight prepaid f.o.b. High Point, North Carolina 27263** factory. Freight class #175.

Specifications and prices are subject to change without prior notice.

Soltice® Metal

Multiple Seating Add-on

			MODEL NUMBER								Approx. Packaged Weight
			Basic Model	Non-Contrast or Fabric Contrast 1	Fabric Contrast 2	Base Finish	Arm Cap	Wood Finish	Glide Color	Moist. Barrier	
 <p>SMAMC</p> <p>Three Seat Add-on Unit-Left Facing (Closed Arm) Non-Contrast</p>	No Connector	5.75 yd	SPMACCCL/NC	<input type="checkbox"/> <input type="checkbox"/> <input type="checkbox"/> <input type="checkbox"/>		<input type="checkbox"/> <input type="checkbox"/>	<input type="checkbox"/> <input type="checkbox"/>	<input type="checkbox"/> <input type="checkbox"/>	<input type="checkbox"/> <input type="checkbox"/>	<input type="checkbox"/> <input type="checkbox"/>	125.0#
	Left Chair Connector	5.75 yd	SPMACCCLC/NC	<input type="checkbox"/> <input type="checkbox"/> <input type="checkbox"/> <input type="checkbox"/>		<input type="checkbox"/> <input type="checkbox"/>	<input type="checkbox"/> <input type="checkbox"/>	<input type="checkbox"/> <input type="checkbox"/>	<input type="checkbox"/> <input type="checkbox"/>	<input type="checkbox"/> <input type="checkbox"/>	125.0#
	Left Table Connector	5.75 yd	SPMACCCLT/NC	<input type="checkbox"/> <input type="checkbox"/> <input type="checkbox"/> <input type="checkbox"/>		<input type="checkbox"/> <input type="checkbox"/>	<input type="checkbox"/> <input type="checkbox"/>	<input type="checkbox"/> <input type="checkbox"/>	<input type="checkbox"/> <input type="checkbox"/>	<input type="checkbox"/> <input type="checkbox"/>	125.0#
 <p>SMAMC</p> <p>Three Seat Add-on Unit-Left Facing (Closed Arm) Contrast</p> <ul style="list-style-type: none"> 1 = Back and arms (Fabric Contrast 1) C.O.M. = 4.75 yd 2 = Seat (Fabric Contrast 2) C.O.M. = 3 yd 	No Connector		SPMACCCL/FC	<input type="checkbox"/> <input type="checkbox"/> <input type="checkbox"/> <input type="checkbox"/>	<input type="checkbox"/> <input type="checkbox"/> <input type="checkbox"/> <input type="checkbox"/>	<input type="checkbox"/> <input type="checkbox"/>	<input type="checkbox"/> <input type="checkbox"/>	<input type="checkbox"/> <input type="checkbox"/>	<input type="checkbox"/> <input type="checkbox"/>	<input type="checkbox"/> <input type="checkbox"/>	125.0#
	Left Chair Connector		SPMACCCLC/FC	<input type="checkbox"/> <input type="checkbox"/> <input type="checkbox"/> <input type="checkbox"/>	<input type="checkbox"/> <input type="checkbox"/> <input type="checkbox"/> <input type="checkbox"/>	<input type="checkbox"/> <input type="checkbox"/>	<input type="checkbox"/> <input type="checkbox"/>	<input type="checkbox"/> <input type="checkbox"/>	<input type="checkbox"/> <input type="checkbox"/>	<input type="checkbox"/> <input type="checkbox"/>	125.0#
	Left Table Connector		SPMACCCLT/FC	<input type="checkbox"/> <input type="checkbox"/> <input type="checkbox"/> <input type="checkbox"/>	<input type="checkbox"/> <input type="checkbox"/> <input type="checkbox"/> <input type="checkbox"/>	<input type="checkbox"/> <input type="checkbox"/>	<input type="checkbox"/> <input type="checkbox"/>	<input type="checkbox"/> <input type="checkbox"/>	<input type="checkbox"/> <input type="checkbox"/>	<input type="checkbox"/> <input type="checkbox"/>	125.0#
			A	B	C	D	E	F	G	H	

HOW TO ORDER

Indicate the following information on order form:

1. Quantity of each item.
2. Model number, including options. See "How To Build a Model Number".
3. Any special service required.

Note: • The ☐ indicates that a choice is required.

- The absence of the ☐ indicates that no choice is required.
- Alpha-numeric characters in place of ☐ indicate that no other alternatives are available.

HOW TO BUILD A MODEL NUMBER

A Select basic model.

B Select non-contrast or fabric contrast 1.
Refer to color addendum at ki.com or KI Fabrics & Finishes binder.

C Select fabric contrast 2.
Refer to color addendum at ki.com or KI Fabrics & Finishes binder.

D Select base finish color.
Refer to color addendum at ki.com or KI Fabrics & Finishes binder.

E Select armcaps.
WAC - Wood armcaps (pair)
SAC - Solid surface armcaps; add \$709
PACBL - Black poly; add \$98
PACSA - Sand poly; add \$98
PACWG - Warm Grey poly; add \$98
 Upcharge for three armcaps.
 Solid surface armcap color is always

Corian™ white.

F Select wood finish color.
Refer to color addendum at ki.com or KI Fabrics & Finishes binder.
Wood finish selection is for wood armcaps.
For Kensington Maple add upcharge.

G Select nylon glide color.
NGFN - Flannel (Dark Grey)
NGNT - Natural (Cream)

H Select moisture barrier.
MB - Moisture barrier
NMB - No moisture barrier
 See pricing column for moisture barrier upcharge.



Grade C.O.M.	Grade C	Grade D	Grade E & C.O.L.	Grade F	Grade G	Grade H	Grade I	Grade J	Grade K	Grade L Leather	Grade M Leather	Moisture Barrier add to list price
\$ 2749	\$ 2969	\$ 3027	\$ 3097	\$ 3144	\$ 3236	\$ 3329	\$ 3444	\$ 3677	\$ 3909	\$ 4141	\$ 4605	\$ 208
2749	2969	3027	3097	3144	3236	3329	3444	3677	3909	4141	4605	208
2749	2969	3027	3097	3144	3236	3329	3444	3677	3909	4141	4605	208
\$ 2858	\$ 3078	\$ 3136	\$ 3206	\$ 3253	\$ 3345	\$ 3438	\$ 3553	\$ 3786	\$ 4018	\$ 4250	\$ 4714	\$ 208
2858	3078	3136	3206	3253	3345	3438	3553	3786	4018	4250	4714	208
2858	3078	3136	3206	3253	3345	3438	3553	3786	4018	4250	4714	208

KENSINGTON MAPLE UPCHARGE

Kensington Maple requires extended leadtimes.

Model

All variations of Three Seat Add-on Models:

SOMACCCL	\$65
SOMACCCR	\$65
SPMACCCL	\$65
SPMACCCR	\$65

California TB133 Fire Safety Code

The above seating products can be manufactured as a Special Cost Request using the appropriate flame-retardant materials and fabric selections for compliance to California Technical Bulletin 133. Please contact KI customer service for fabric compliance. Not available with moisture barrier.

Model

All variations of Three Seat Add-on Models:

SOMACCCL	\$280
SOMACCCR	\$280
SPMACCCL	\$318
SPMACCCR	\$318

SPECIAL SERVICES

Special Carton Marking

With specially marked information N/C

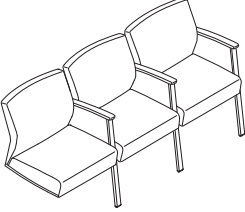
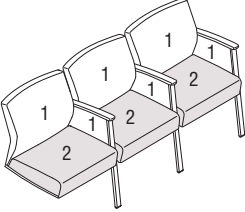
Shipping

Shipped **assembled freight prepaid f.o.b. High Point, North Carolina 27263** factory. Freight class #175.

Specifications and prices are subject to change without prior notice.

Soltice® Metal

Multiple Seating Add-on

	Features	COM	MODEL NUMBER								Approx. Packaged Weight
			Basic Model	Non-Contrast or Fabric Contrast 1	Fabric Contrast 2	Base Finish	Arm Cap	Wood Finish	Glide Color	Moist. Barrier	
 <p>SMAMC</p> <p>Three Seat Add-on Unit-Right Facing (Closed Arm) Non-Contrast</p>	No Connector	5.75 yd	SPMACCCR/NC	□□□□		□□	□□	□□	□□	□□	125.0#
	Right Chair Connector	5.75 yd	SPMACCCRC/NC	□□□□		□□	□□	□□	□□	□□	125.0#
	Right Table Connector	5.75 yd	SPMACCCRT/NC	□□□□		□□	□□	□□	□□	□□	125.0#
 <p>SMAMC</p> <p>Three Seat Add-on Unit-Right Facing (Closed Arm) Contrast</p> <ul style="list-style-type: none"> 1 = Back and arms (Fabric Contrast 1) C.O.M. = 4.75 yd 2 = Seat (Fabric Contrast 2) C.O.M. = 3 yd 	No Connector		SPMACCCR/FC	□□□□	□□□□	□□	□□	□□	□□	□□	125.0#
	Right Chair Connector		SPMACCCRC/FC	□□□□	□□□□	□□	□□	□□	□□	□□	125.0#
	Right Table Connector		SPMACCCRT/FC	□□□□	□□□□	□□	□□	□□	□□	□□	125.0#
			A	B	C	D	E	F	G	H	

HOW TO ORDER

Indicate the following information on order form:

1. Quantity of each item.
2. Model number, including options. See "How To Build a Model Number".
3. Any special service required.

Note: • The □ indicates that a choice is required.

- The absence of the □ indicates that no choice is required.
- Alpha-numeric characters in place of □ indicate that no other alternatives are available.

HOW TO BUILD A MODEL NUMBER

A Select basic model.

B Select non-contrast or fabric contrast 1. Refer to color addendum at ki.com or KI Fabrics & Finishes binder.

C Select fabric contrast 2. Refer to color addendum at ki.com or KI Fabrics & Finishes binder.

D Select base finish color. Refer to color addendum at ki.com or KI Fabrics & Finishes binder.

E Select armcaps.

WAC	- Wood armcaps (pair)
SAC	- Solid surface armcaps; add \$709
PACBL	- Black poly; add \$98
PACSA	- Sand poly; add \$98
PACWG	- Warm Grey poly; add \$98

Upcharge for three armcaps.
Solid surface armcap color is always

Corian™ white.

F Select wood finish color. Refer to color addendum at ki.com or KI Fabrics & Finishes binder. Wood finish selection is for wood armcaps. For Kensington Maple add upcharge.

G Select nylon glide color.

NGFN	- Flannel (Dark Grey)
NGNT	- Natural (Cream)

H Select moisture barrier.

MB	- Moisture barrier
NMB	- No moisture barrier

See pricing column for moisture barrier upcharge.



Grade C.O.M.	Grade C	Grade D	Grade E & C.O.L.	Grade F	Grade G	Grade H	Grade I	Grade J	Grade K	Grade L Leather	Grade M Leather	Moisture Barrier add to list price
\$ 2749	\$ 2969	\$ 3027	\$ 3097	\$ 3144	\$ 3236	\$ 3329	\$ 3444	\$ 3677	\$ 3909	\$ 4141	\$ 4605	\$ 208
2749	2969	3027	3097	3144	3236	3329	3444	3677	3909	4141	4605	208
2749	2969	3027	3097	3144	3236	3329	3444	3677	3909	4141	4605	208
\$ 2858	\$ 3078	\$ 3136	\$ 3206	\$ 3253	\$ 3345	\$ 3438	\$ 3553	\$ 3786	\$ 4018	\$ 4250	\$ 4714	\$ 208
2858	3078	3136	3206	3253	3345	3438	3553	3786	4018	4250	4714	208
2858	3078	3136	3206	3253	3345	3438	3553	3786	4018	4250	4714	208

KENSINGTON MAPLE UPCHARGE

Kensington Maple requires extended leadtimes.

Model

All variations of Three Seat Add-on Models:

SOMACCCL	\$65
SOMACCCR	\$65
SPMACCCL	\$65
SPMACCCR	\$65

California TB133 Fire Safety Code

The above seating products can be manufactured as a Special Cost Request using the appropriate flame-retardant materials and fabric selections for compliance to California Technical Bulletin 133. Please contact KI customer service for fabric compliance. Not available with moisture barrier.

Model

All variations of Three Seat Add-on Models:

SOMACCCL	\$280
SOMACCCR	\$280
SPMACCCL	\$318
SPMACCCR	\$318

SPECIAL SERVICES
Special Carton Marking

With specially marked information N/C

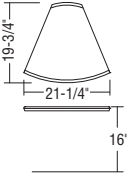
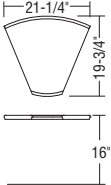
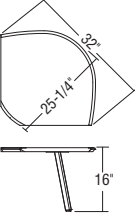
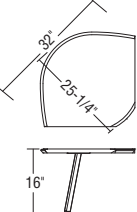
Shipping

Shipped **assembled freight prepaid f.o.b. High Point, North Carolina 27263** factory. Freight class #175.

Specifications and prices are subject to change without prior notice.

Soltice® Metal

Laminate Connecting Tables

MODEL	MODEL NUMBER						Approx. Packaged Weight
	Basic Model	Laminate Color	Edge Style	Edge Color	Frame/Bracket Color	Glide Color	
 SMCT	45 Degree Connector Table-Inside (Laminate Top) SM45IN/L	<input type="checkbox"/> <input type="checkbox"/> <input type="checkbox"/>	<input type="checkbox"/> <input type="checkbox"/> <input type="checkbox"/>	<input type="checkbox"/> <input type="checkbox"/> <input type="checkbox"/>	<input type="checkbox"/> <input type="checkbox"/>	<input type="checkbox"/>	30.0#
 SMCT	45 Degree Connector Table-Outside (Laminate Top) SM45OUT/L	<input type="checkbox"/> <input type="checkbox"/> <input type="checkbox"/>	<input type="checkbox"/> <input type="checkbox"/> <input type="checkbox"/>	<input type="checkbox"/> <input type="checkbox"/> <input type="checkbox"/>	<input type="checkbox"/> <input type="checkbox"/>	<input type="checkbox"/>	30.0#
 SMCT	90 Degree Connector Table-Inside (Laminate Top) SM90IN/L	<input type="checkbox"/> <input type="checkbox"/> <input type="checkbox"/>	<input type="checkbox"/> <input type="checkbox"/> <input type="checkbox"/>	<input type="checkbox"/> <input type="checkbox"/> <input type="checkbox"/>	<input type="checkbox"/> <input type="checkbox"/>	<input type="checkbox"/> <input type="checkbox"/>	35.0#
 SMCT	90 Degree Connector Table-Outside (Laminate Top) SM90OUT/L	<input type="checkbox"/> <input type="checkbox"/> <input type="checkbox"/>	<input type="checkbox"/> <input type="checkbox"/> <input type="checkbox"/>	<input type="checkbox"/> <input type="checkbox"/> <input type="checkbox"/>	<input type="checkbox"/> <input type="checkbox"/>	<input type="checkbox"/> <input type="checkbox"/>	35.0#
<div><div>A</div><div>B</div><div>C</div><div>D</div><div>E</div><div>F</div></div>							

HOW TO ORDER

Indicate the following information on order form:

1. Quantity of each item.
2. Model number, including options. See "How To Build a Model Number".
3. Any special service required.

Note:

- The ☐ indicates that a choice is required.
- The absence of the ☐ indicates that no choice is required.
- Alpha-numeric characters in place of ☐ indicate that no other alternatives are available.

HOW TO BUILD A MODEL NUMBER

NGNT - Natural (Cream)

- A

Select basic model.
- B

Select laminate color.
Refer to color addendum at ki.com or KI Fabrics & Finishes binder.
- C

Select edge style.

WD

- WD edge

74P

- 74P edge
- D

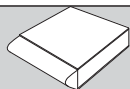
Select edge color.
Refer to color addendum at ki.com or KI Fabrics & Finishes binder.
Edge color offerings are based on edge style selections.
- E

Select frame/bracket color.
Refer to color addendum at ki.com or KI Fabrics & Finishes binder.
- F

Select nylon glide color.

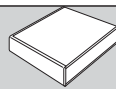
NGFN

- Flannel (Dark Grey)



Wood Edge
(WD)

\$ 707



74P Edge
(74P)

\$ 549

\$ 707

\$ 549

\$ 1246

\$ 595

\$ 1246

\$ 595

KENSINGTON MAPLE UPCHARGE

Kensington Maple requires extended leadtimes.

Model

SM45IN/L	\$48
SM45OUT/L	\$48
SM90IN/L	\$69
SM90OUT/L	\$69
SMCCT/L	\$40
SMETL/L	\$58
SMETR/L	\$58

SPECIAL SERVICES

Special Carton Marking

With specially marked information N/C

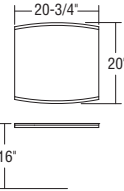
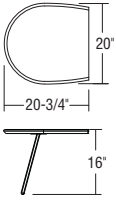
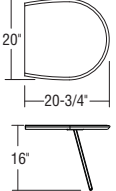
Shipping

Shipped **assembled freight prepaid f.o.b. High Point, North Carolina 27263** factory. Freight class #175.

Specifications and prices are subject to change without prior notice.

Soltice® Metal

Laminate Connecting Tables

MODEL	MODEL NUMBER						Approx. Packaged Weight
	Basic Model	Laminate Color	Edge Style	Edge Color	Frame/Bracket Color	Glide Color	
 <p>Center Connection Table (Laminate Top)</p> <p>SMCT</p>	SMCCT/L	<input type="checkbox"/> <input type="checkbox"/> <input type="checkbox"/>	<input type="checkbox"/> <input type="checkbox"/> <input type="checkbox"/>	<input type="checkbox"/> <input type="checkbox"/> <input type="checkbox"/>	<input type="checkbox"/> <input type="checkbox"/>	<input type="checkbox"/> <input type="checkbox"/>	30.0#
 <p>End Table-Left Facing (Laminate Top)</p> <p>SMCT</p>	SMETL/L	<input type="checkbox"/> <input type="checkbox"/> <input type="checkbox"/>	<input type="checkbox"/> <input type="checkbox"/> <input type="checkbox"/>	<input type="checkbox"/> <input type="checkbox"/> <input type="checkbox"/>	<input type="checkbox"/> <input type="checkbox"/>	<input type="checkbox"/> <input type="checkbox"/>	30.0#
 <p>End Table-Right Facing (Laminate Top)</p> <p>SMCT</p>	SMETR/L	<input type="checkbox"/> <input type="checkbox"/> <input type="checkbox"/>	<input type="checkbox"/> <input type="checkbox"/> <input type="checkbox"/>	<input type="checkbox"/> <input type="checkbox"/> <input type="checkbox"/>	<input type="checkbox"/> <input type="checkbox"/>	<input type="checkbox"/> <input type="checkbox"/>	30.0#
<div> <div>A</div> <div>B</div> <div>C</div> <div>D</div> <div>E</div> <div>F</div> </div>							

HOW TO ORDER

Indicate the following information on order form:

1. Quantity of each item.
2. Model number, including options. See "How To Build a Model Number".
3. Any special service required.

Note: • The ☐ indicates that a choice is required.

- The absence of the ☐ indicates that no choice is required.
- Alpha-numeric characters in place of ☐ indicate that no other alternatives are available.

HOW TO BUILD A MODEL NUMBER

A Select basic model.

B Select laminate color.
Refer to color addendum at ki.com or KI Fabrics & Finishes binder.

C Select edge style.

74P - 74P edge
WD - WD edge

D Select edge color.

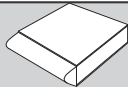
Refer to color addendum at ki.com or KI Fabrics & Finishes binder.
Edge color offerings are based on edge style selections.

E Select frame/bracket color.

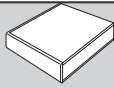
Refer to color addendum at ki.com or KI Fabrics & Finishes binder.

F Select nylon glide color.

NGFN - Flannel (Dark Grey)
NGNT - Natural (Cream)



Wood Edge
(WD)
\$ 705



74P Edge
(74P)
\$ 535

\$ 727

\$ 521

\$ 727

\$ 521

KENSINGTON MAPLE UPCHARGE

Kensington Maple requires extended leadtimes.

Model	
SM45IN/L	\$48
SM45OUT/L	\$48
SM90IN/L	\$69
SM90OUT/L	\$69
SMCCT/L	\$40
SMETL/L	\$58
SMETR/L	\$58

SPECIAL SERVICES

Special Carton Marking

With specially marked information N/C

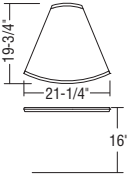
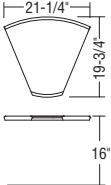
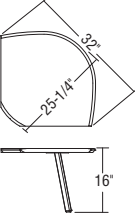
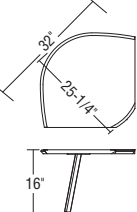
Shipping

Shipped **assembled freight prepaid f.o.b. High Point, North Carolina 27263** factory. Freight class #175.

Specifications and prices are subject to change without prior notice.

Soltice® Metal

Veneer Connecting Tables

MODEL	MODEL NUMBER				Approx. Packaged Weight
	Basic Model	Surface Finish	Frame/Bracket Color	Glide Color	
 SMCT	45 Degree Connector Table-Inside (Veneer) SM45IN/V	<input type="checkbox"/> <input type="checkbox"/> <input type="checkbox"/>	<input type="checkbox"/> <input type="checkbox"/>		30.0#
 SMCT	45 Degree Connector Table-Outside (Veneer) SM45OUT/V	<input type="checkbox"/> <input type="checkbox"/> <input type="checkbox"/>	<input type="checkbox"/> <input type="checkbox"/>		30.0#
 SMCT	90 Degree Connector Table-Inside (Veneer) SM90IN/V	<input type="checkbox"/> <input type="checkbox"/> <input type="checkbox"/>	<input type="checkbox"/> <input type="checkbox"/>	<input type="checkbox"/> <input type="checkbox"/>	35.0#
 SMCT	90 Degree Connector Table-Outside (Veneer) SM90OUT/V	<input type="checkbox"/> <input type="checkbox"/> <input type="checkbox"/>	<input type="checkbox"/> <input type="checkbox"/>	<input type="checkbox"/> <input type="checkbox"/>	35.0#
<div><div>A</div><div>B</div><div>C</div><div>D</div></div>					

HOW TO ORDER

Indicate the following information on order form:

- Quantity of each item.
- Model number, including options. See "How To Build a Model Number".
- Any special service required.

Note:

- The ☐ indicates that a choice is required.
- The absence of the ☐ indicates that no choice is required.
- Alpha-numeric characters in place of ☐ indicate that no other alternatives are available.

HOW TO BUILD A MODEL NUMBER

- A

Select basic model.
- B

Select surface finish.
Refer to color addendum at [ki.com](#) or KI Fabrics & Finishes binder.
- C

Select frame/bracket color.
Refer to color addendum at [ki.com](#) or KI Fabrics & Finishes binder.
- D

Select nylon glide color.

NGFN

- Flannel (Dark Grey)

NGNT

- Natural (Cream)



Delivered
Pricing

\$ 873

\$ 873

\$ 1040

\$ 1040

KENSINGTON MAPLE UPCHARGE

Kensington Maple requires extended
leadtimes.
Model

SM45IN/V	\$48
SM45OUT/V	\$48
SM90IN/V	\$69
SM90OUT/V	\$69
SMCCT/V	\$40
SMETL/V	\$58
SMETR/V	\$58

SPECIAL SERVICES

Special Carton Marking

With specially marked information N/C

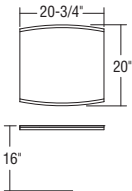
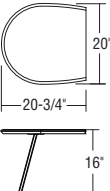
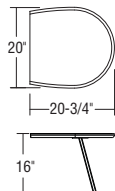
Shipping

Shipped **assembled freight prepaid f.o.b.**
High Point, North Carolina 27263 factory.
Freight class #175.

Specifications and prices are subject to
change without prior notice.

Soltice® Metal

Veneer Connecting Tables

MODEL	MODEL NUMBER				Approx. Packaged Weight
	Basic Model	Surface Finish	Frame/Bracket Color	Glide Color	
 Center Connection Table (Veneer)	SMCCT/V	<input type="checkbox"/> <input type="checkbox"/> <input type="checkbox"/>	<input type="checkbox"/> <input type="checkbox"/>		30.0#
SMCT					
 End Table-Left Facing (Veneer)	SMETL/V	<input type="checkbox"/> <input type="checkbox"/> <input type="checkbox"/>	<input type="checkbox"/> <input type="checkbox"/>	<input type="checkbox"/> <input type="checkbox"/>	30.0#
SMCT					
 End Table-Right Facing (Veneer)	SMETR/V	<input type="checkbox"/> <input type="checkbox"/> <input type="checkbox"/>	<input type="checkbox"/> <input type="checkbox"/>	<input type="checkbox"/> <input type="checkbox"/>	30.0#
SMCT					
	A	B	C	D	

HOW TO ORDER

Indicate the following information on order form:

1. Quantity of each item.
2. Model number, including options. See “How To Build a Model Number”.
3. Any special service required.

Note:

- The ☐ indicates that a choice is required.
- The absence of the ☐ indicates that no choice is required.
- Alpha-numeric characters in place of ☐ indicate that no other alternatives are available.

HOW TO BUILD A MODEL NUMBER

- A** Select basic model.
- B** Select surface finish.
Refer to color addendum at ki.com or KI Fabrics & Finishes binder.
- C** Select frame/bracket color.
Refer to color addendum at ki.com or KI Fabrics & Finishes binder.
- D** Select nylon glide color.
- | | |
|-------------|-----------------------|
| NGFN | - Flannel (Dark Grey) |
| NGNT | - Natural (Cream) |



Delivered Pricing	
\$ 774	
\$ 766	
\$ 766	

KENSINGTON MAPLE UPCHARGE

Kensington Maple requires extended leadtimes.
Model

SM45IN/V	\$48
SM45OUT/V	\$48
SM90IN/V	\$69
SM90OUT/V	\$69
SMCCT/V	\$40
SMETL/V	\$58
SMETR/V	\$58

SPECIAL SERVICES

Special Carton Marking

With specially marked information N/C

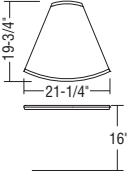
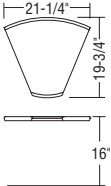
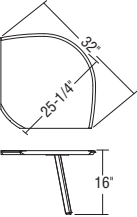
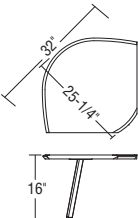
Shipping

Shipped **assembled freight prepaid f.o.b. High Point, North Carolina 27263** factory. Freight class #175.

Specifications and prices are subject to change without prior notice.

Soltice[®] Metal

Solid Surface Connecting Tables

MODEL	MODEL NUMBER			Approx. Packaged Weight
	Basic Model	Frame/Bracket Color	Glide Color	
 SMCT	45 Degree Connector Table-Inside (Solid Surface) • Solid surface color is always Corian [™] glacier white.	SM45IN/S	<input type="checkbox"/> <input type="checkbox"/>	30.0#
 SMCT	45 Degree Connector Table-Outside (Solid Surface) • Solid surface color is always Corian [™] glacier white.	SM45OUT/S	<input type="checkbox"/> <input type="checkbox"/>	30.0#
 SMCT	90 Degree Connector Table-Inside (Solid Surface) • Solid surface color is always Corian [™] glacier white.	SM90IN/S	<input type="checkbox"/> <input type="checkbox"/>	35.0#
 SMCT	90 Degree Connector Table-Outside (Solid Surface) • Solid surface color is always Corian [™] glacier white.	SM90OUT/S	<input type="checkbox"/> <input type="checkbox"/>	35.0#

A **B** **C**

HOW TO ORDER

Indicate the following information on order form:

1. Quantity of each item.
2. Model number, including options. See "How To Build a Model Number".
3. Any special service required.

Note:

- The ☐ indicates that a choice is required.
- The absence of the ☐ indicates that no choice is required.
- Alpha-numeric characters in place of ☐ indicate that no other alternatives are available.

HOW TO BUILD A MODEL NUMBER

- A** Select basic model.
- B** Select frame/bracket color.
Refer to color addendum at ki.com or KI Fabrics & Finishes binder.
- C** Select nylon glide color.
- | | |
|------|-----------------------|
| NGFN | - Flannel (Dark Grey) |
| NGNT | - Natural (Cream) |



Delivered Pricing	
\$ 1106	
\$ 1106	
\$ 1446	
\$ 1446	

SPECIAL SERVICES

Special Carton Marking

With specially marked information N/C

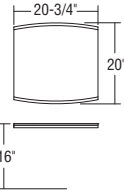
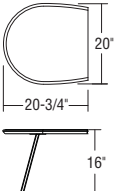
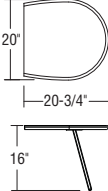
Shipping

Shipped **assembled freight prepaid f.o.b. High Point, North Carolina 27263** factory. Freight class #175.

Specifications and prices are subject to change without prior notice.

Soltice® Metal

Solid Surface Connecting Tables

MODEL	MODEL NUMBER			Approx. Packaged Weight
	Basic Model	Frame/Bracket Color	Glide Color	
 <p>Center Connection Table (Solid Surface)</p> <ul style="list-style-type: none"> Solid surface color is always Corian™ glacier white. 	SMCCT/S	<input type="checkbox"/> <input type="checkbox"/>		30.0#
SMCT				
 <p>End Table-Left Facing (Solid Surface)</p> <ul style="list-style-type: none"> Solid surface color is always Corian™ glacier white. 	SMETL/S	<input type="checkbox"/> <input type="checkbox"/>	<input type="checkbox"/> <input type="checkbox"/>	30.0#
SMCT				
 <p>End Table-Right Facing (Solid Surface)</p> <ul style="list-style-type: none"> Solid surface color is always Corian™ glacier white. 	SMETR/S	<input type="checkbox"/> <input type="checkbox"/>	<input type="checkbox"/> <input type="checkbox"/>	30.0#
SMCT				
<div> <div>A</div> <div>B</div> <div>C</div> </div>				

HOW TO ORDER

Indicate the following information on order form:

- Quantity of each item.
- Model number, including options. See "How To Build a Model Number".
- Any special service required.

Note: • The ☐ indicates that a choice is required.

- The absence of the ☐ indicates that no choice is required.
- Alpha-numeric characters in place of ☐ indicate that no other alternatives are available.

HOW TO BUILD A MODEL NUMBER

A Select basic model.

B Select frame/bracket color.
Refer to color addendum at ki.com or KI Fabrics & Finishes binder.

C Select nylon glide color.

NGFN - Flannel (Dark Grey)
NGNT - Natural (Cream)

\$ 1233

\$ 1208

\$ 1208

Special Carton Marking

With specially marked information	N/C
-----------------------------------	-----

Shipping

Shipped **assembled freight prepaid f.o.b.**
High Point, North Carolina 27263 factory.
Freight class #175.

Specifications and prices are subject to change without prior notice.

Soltice® Metal

Lobby and Lounge Seating General Information



	Open Arm Lounge (SLOM23)	Open Arm Loveseat (SLOM33)	Open Arm Sofa (SLOM43)	Closed Arm Lounge (SLPM23)	Closed Arm Loveseat (SLPM33)	Closed Arm Sofa (SLPM43)
General Dimensions						
Seat width	22"	44"	66"	22"	44"	66"
Seat depth	19"	19"	19"	19"	19"	19"
Seat height	19"	19"	19"	19"	19"	19"
Arm width	2-1/4"	2-1/4"	2-1/4"	2-1/4"	2-1/4"	2-1/4"
Arm height	27"	27"	27"	27"	27"	27"
Overall Dimensions						
Width	26-1/2"	48-1/2"	70-1/2"	26-1/2"	48-1/2"	70-1/2"
Depth	29"	29"	29"	29"	29"	29"
Height	33-1/2"	33-1/2"	33-1/2"	33-1/2"	33-1/2"	33-1/2"

UPHOLSTERY INFORMATION

C.O.M. Fabric

For C.O.M. fabric sent to KI-High Point on multiple rolls, add an additional yard of fabric per roll to the yardage requirements. Multiple rolls have shorter pieces of fabric on them and do not allow nesting and stacking of the fabric to achieve the best yield as is done with one large roll. This results in yardage shortages and requests for additional fabric from the client, which can delay an order. For each roll that is sent, one yard needs to be added to one of the rolls, not separately.

Fabric Disclaimer

Fabric will be applied as swatched by the fabric manufacturer. Fabric that is required to be applied differently than is swatched will need a Special Cost Request written specifying the direction the fabric is to be applied. The posted standard lead time will apply to the Special Cost Request.

FINISH INFORMATION

SPECIAL FINISH MATCHES

KI can match special finish requests at an upcharge of \$72 List per item, up to 12 or a maximum charge of \$865 List per order per color. Special finish requests must be sent to your KI customer service representative.

Upon receipt from KI, the finishing department will prepare a "strike-off" which will be sent to the customer for approval.

The approval form accompanying the strike-off should be faxed to your KI customer service representative. Upon receipt of the signed approval form, KI will proceed with the order. Disapproved samples may be sent back to KI directly with an explanation of disapproval. A Special Finish Number (SFN) will be assigned to this finish sample for future reference or reorders



**Ottoman
(SM20)**

General Dimensions

Seat width

Seat depth

Seat height

Arm width

Arm height

Overall Dimensions

Width 22-1/2"

Depth 22"

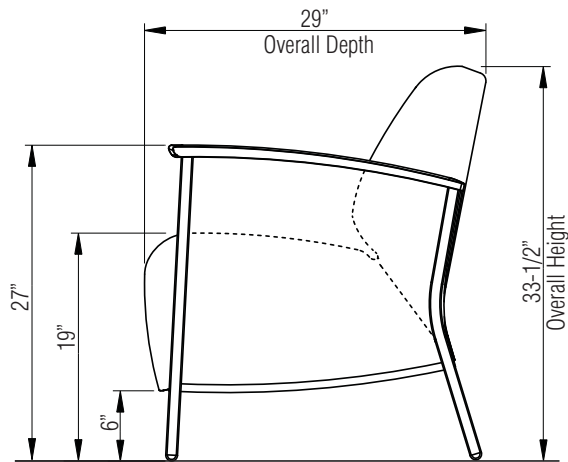
Height 18"

INFORMATION

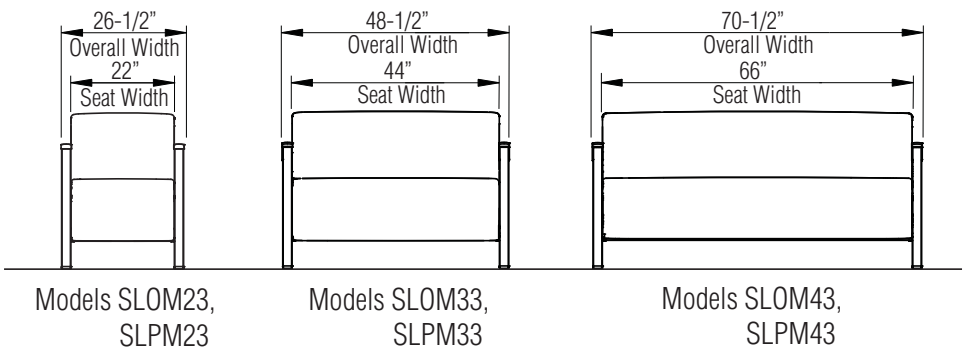
Warranty

Refer to KI Terms & Conditions document or visit ki.com

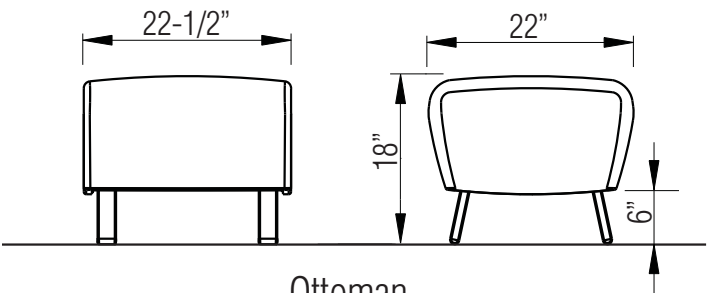
Lounge Seating (Open Arm/ Closed Arm)



Lounge Seating - All Models



Lounge Seating - Ottoman


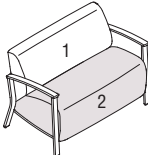
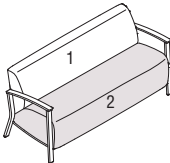


Ottoman
Model SM20



Soltice® Metal

Lobby and Lounge Seating

	Features	COM	MODEL NUMBER								Approx. Packaged Weight
			Basic Model	Non-Contrast or Fabric Contrast 1	Fabric Contrast 2	Base Finish	Arm Cap	Wood Finish	Glide Color	Moisture Barrier	
	Non-contrast	2.5 yd	SLOM23/NC	□□□□		□□	□□	□□□	□□	□□□	65.0#
	Contrast		SLOM23/FC	□□□□	□□□□	□□	□□	□□□	□□	□□□	65.0#
SMLS											
Lounge Chair (Open Arm)											
• 1 = Back (Fabric Contrast 1) C.O.M. = 1.75 yd											
• 2 = Seat (Fabric Contrast 2) C.O.M. = 1.5 yd											
• W=26-1/2" D=29" H=33-1/2"											
	Non-contrast	4.5 yd	SLOM33/NC	□□□□		□□	□□	□□□	□□	□□□	110.0#
	Contrast		SLOM33/FC	□□□□	□□□□	□□	□□	□□□	□□	□□□	110.0#
SMLS											
Loveseat (Open Arm)											
• 1 = Back (Fabric Contrast 1) C.O.M. = 3 yd											
• 2 = Seat (Fabric Contrast 2) C.O.M. = 2.5 yd											
• W=48-1/2" D=29" H=33-1/2"											
	Non-contrast	6 yd	SLOM43/NC	□□□□		□□	□□	□□□	□□	□□□	135.0#
	Contrast		SLOM43/FC	□□□□	□□□□	□□	□□	□□□	□□	□□□	135.0#
SMLS											
Sofa (Open Arm)											
• 1 = Back (Fabric Contrast 1) C.O.M. = 3.5 yd											
• 2 = Seat (Fabric Contrast 2) C.O.M. = 2.75 yd											
• W=70-1/2" D=29" H=33-1/2"											
			A	B	C	D	E	F	G	H	

HOW TO ORDER

Indicate the following information on order form:

- Quantity of each item.
- Model number, including options. See "How To Build a Model Number".
- Any special service required.

Note: • The □ indicates that a choice is required.

- The absence of the □ indicates that no choice is required.
- Alpha-numeric characters in place of □ indicate that no other alternatives are available.

HOW TO BUILD A MODEL NUMBER

A Select basic model.

B Select non-contrast or fabric contrast 1. Refer to color addendum at ki.com or KI Fabrics & Finishes binder.

C Select fabric contrast 2. Refer to color addendum at ki.com or KI Fabrics & Finishes binder.

D Select base finish color. Refer to color addendum at ki.com or KI Fabrics & Finishes binder.

E Select armcap option.

WAC	- Wood armcaps (pair)
SAC	- Solid surface armcaps; add \$572
PACBL	- Black poly; add \$93
PACSA	- Sand poly; add \$93
PACWG	- Warm Grey poly; add \$93

Solid surface armcap color is always Corian™ white.

F Select wood finish color. Refer to color addendum at ki.com or KI Fabrics & Finishes binder. For Kensington Maple add upcharge.

G Select nylon glide color.

NGFN	- Flannel (Dark Grey)
NGNT	- Natural (Cream)

H Select moisture barrier.

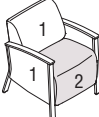

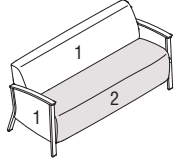
MB	- Moisture barrier
NMB	- No moisture barrier

See pricing column for moisture barrier upcharge.

Specifications and prices are subject to change without prior notice.

Soltice® Metal

Lobby and Lounge Seating

	Features	COM	MODEL NUMBER								Approx. Packaged Weight
			Basic Model	Non-Contrast or Fabric Contrast 1	Fabric Contrast 2	Base Finish	Arm Cap	Wood Finish	Glide Color	Moisture Barrier	
	Non-contrast	3.25 yd	SLPM23/NC	□□□□		□□	□□	□□□	□□	□□□	85.0#
	Contrast		SLPM23/FC	□□□□	□□□□	□□	□□	□□□	□□	□□□	85.0#
SMLS											
Lounge Chair (Closed Arm)											
<ul style="list-style-type: none"> 1 = Back and arms (Fabric Contrast 1) C.O.M. = 3 yd 2 = Seat (Fabric Contrast 2) C.O.M. = 1.5 yd W=26-1/2" D=29" H=33-1/2" 											
	Non-contrast	5.5 yd	SLPM33/NC	□□□□		□□	□□	□□□	□□	□□□	110.0#
	Contrast		SLPM33/FC	□□□□	□□□□	□□	□□	□□□	□□	□□□	110.0#
SMLS											
Loveseat (Closed Arm)											
<ul style="list-style-type: none"> 1 = Back and arms (Fabric Contrast 1) C.O.M. = 4.25 yd 2 = Seat (Fabric Contrast 2) C.O.M. = 2.5 yd W=48-1/2" D=29" H=33-1/2" 											
	Non-contrast	7.25 yd	SLPM43/NC	□□□□		□□	□□	□□□	□□	□□□	160.0#
	Contrast		SLPM43/FC	□□□□	□□□□	□□	□□	□□□	□□	□□□	160.0#
SMLS											
Sofa (Closed Arm)											
<ul style="list-style-type: none"> 1 = Back and arms (Fabric Contrast 1) C.O.M. = 4.75 yd 2 = Seat (Fabric Contrast 2) C.O.M. = 2.75 yd W=70-1/2" D=29" H=33-1/2" 											
			A	B	C	D	E	F	G	H	

HOW TO ORDER

Indicate the following information on order form:

- Quantity of each item.
- Model number, including options. See "How To Build a Model Number".
- Any special service required.

Note: • The □ indicates that a choice is required.

- The absence of the □ indicates that no choice is required.
- Alpha-numeric characters in place of □ indicate that no other alternatives are available.

HOW TO BUILD A MODEL NUMBER

A Select basic model.

B Select non-contrast or fabric contrast 1. Refer to color addendum at ki.com or KI Fabrics & Finishes binder.

C Select fabric contrast 2. Refer to color addendum at ki.com or KI Fabrics & Finishes binder.

D Select base finish color. Refer to color addendum at ki.com or KI Fabrics & Finishes binder.

E Select armcap option.

WAC	- Wood armcaps (pair)
SAC	- Solid surface armcaps; add \$572
PACBL	- Black poly; add \$93
PACSA	- Sand poly; add \$93
PACWG	- Warm Grey poly; add \$93

Solid surface armcap color is always Corian™ white.

F Select wood finish color. Refer to color addendum at ki.com or KI Fabrics & Finishes binder. For Kensington Maple add upcharge.

G Select nylon glide color.

NGFN	- Flannel (Dark Grey)
NGNT	- Natural (Cream)

H Select moisture barrier.


MB	- Moisture barrier
NMB	- No moisture barrier

See pricing column for moisture barrier upcharge.

Specifications and prices are subject to change without prior notice.

Soltice[®] Metal

Lobby and Lounge Seating

				MODEL NUMBER					Approx. Packaged Weight
				Basic Model	Non-Contrast or Fabric Contrast 1	Base Finish	Glide Color	Moisture Barrier	
MODEL	Features	COM							
 SMLS	Lounge Ottoman	Non-contrast	1.5 yd	SM20	□□□□	□□	□□	□□□	35.0#
	• W=22-1/2" D=22" H=18"								
				A	B	C	D	E	

HOW TO ORDER

Indicate the following information on order form:

1. Quantity of each item.
2. Model number, including options. See "How To Build a Model Number".
3. Any special service required.

Note:

- The □ indicates that a choice is required.
- The absence of the □ indicates that no choice is required.
- Alpha-numeric characters in place of □ indicate that no other alternatives are available.

HOW TO BUILD A MODEL NUMBER

- A** Select basic model.
- B** Select non-contrast or fabric contrast 1.
Refer to color addendum at ki.com or KI Fabrics & Finishes binder.
- C** Select base finish color.
Refer to color addendum at ki.com or KI Fabrics & Finishes binder.
- D** Select nylon glide color.

NGFN - Flannel (Dark Grey)

NGNT - Natural (Cream)
- E** Select moisture barrier.

MB - Moisture barrier

NMB - No moisture barrier

See pricing column for moisture barrier upcharge.



Grade C.O.M.	Grade C	Grade D	Grade E & C.O.L.	Grade F	Grade G	Grade H	Grade I	Grade J	Grade K	Grade L Leather	Grade M Leather	Moisture Barrier add to list price
\$ 764	\$ 821	\$ 836	\$ 855	\$ 867	\$ 891	\$ 915	\$ 945	\$ 1006	\$ 1066	\$ 1127	\$ 1248	\$ 166

California TB133 Fire Safety Code

The above seating products can be manufactured as a Special Cost Request using the appropriate flame-retardant materials and fabric selections for compliance to California Technical Bulletin 133. Please contact KI customer service for fabric compliance. Not available with moisture barrier.

Model	
SLOM23	\$242
SLPM23	\$281
SLOM33	\$325
SLPM33	\$361
SLOM43	\$377
SLPM43	\$422
SM20	\$196

SPECIAL SERVICES

Special Carton Marking

With specially marked information N/C

Shipping


Shipped **assembled freight prepaid f.o.b. High Point, North Carolina 27263** factory. Freight class #175.

Specifications and prices are subject to change without prior notice.

Occasional Tables



Models 2201L, 2201V, 2201S
Diameter - 20"
Height - 16"




Models 2202L, 2202V, 2202S
Diameter - 24"
Height - 16"



Models 2203L, 2203V, 2203S
Diameter - 20"
Height - 22"




Models 2204L, 2204V, 2204S
Diameter - 24"
Height - 22"



Models 2205L, 2205V, 2205S
Diameter - 36"
Height - 16"




Models 2206L, 2206V, 2206S
Width - 20"
Depth - 20"
Height - 16"




Models 2207L, 2207V, 2207S
Width - 24"
Depth - 24"
Height - 16"




Models 2208L, 2208V, 2208S
Width - 20"
Depth - 20"
Height - 22"



Models 2209L, 2209V, 2209S
Width - 24"
Depth - 24"
Height - 22"

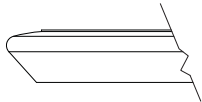


Models 2210L, 2210V
Width - 47"
Depth - 15"
Height - 30"

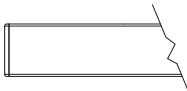


Models 2221L, 2221V, 2221S
Width - 42"
Depth - 24"
Height - 16"

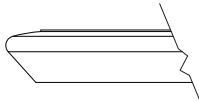
Occasional Table Edge Styles




Laminate top - Wood edge
(/L-WD)



Laminate top - 74P edge
(/L-74P)



Veneer top - Wood edge







Solid Surface top and edge



Soltice[®] Metal

Laminate Club Tables

			MODEL NUMBER						Approx. Packaged Weight
			Basic Model	Base Finish	Laminate Color	Edge Style	Edge Color	Glide Color	
	SMFT	Square Club Table (Laminate Top) - 16\" data-bbox="158 187 348 235">High	2206/L	<input type="checkbox"/>	<input type="checkbox"/>	<input type="checkbox"/>	<input type="checkbox"/>	<input type="checkbox"/>	30.0#
	SMFT	Square Club Table (Laminate Top) - 22\" data-bbox="158 379 348 427">High	2208/L	<input type="checkbox"/>	<input type="checkbox"/>	<input type="checkbox"/>	<input type="checkbox"/>	<input type="checkbox"/>	35.0#
	SMFT	Round Club Table (Laminate Top) - 16\" data-bbox="158 605 348 653">High	2201/L	<input type="checkbox"/>	<input type="checkbox"/>	<input type="checkbox"/>	<input type="checkbox"/>	<input type="checkbox"/>	30.0#
	SMFT	Round Club Table (Laminate Top) - 22\" data-bbox="158 771 348 819">High	2203/L	<input type="checkbox"/>	<input type="checkbox"/>	<input type="checkbox"/>	<input type="checkbox"/>	<input type="checkbox"/>	32.0#
			A	B	C	D	E	F	

HOW TO ORDER

Indicate the following information on order form:

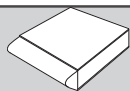
1. Quantity of each item.
2. Model number, including options. See "How To Build a Model Number".
3. Any special service required.

Note:

- The ☐ indicates that a choice is required.
- The absence of the ☐ indicates that no choice is required.
- Alpha-numeric characters in place of ☐ indicate that no other alternatives are available.

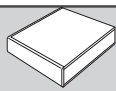
HOW TO BUILD A MODEL NUMBER

- A** Select basic model.
- B** Select base finish.
Refer to color addendum at [ki.com](#) or KI Fabrics & Finishes binder.
- C** Select laminate color.
Refer to color addendum at [ki.com](#) or KI Fabrics & Finishes binder.
- D** Select edge style.
74P - 74P edge
WD - WD edge
- E** Select edge color.
Refer to color addendum at [ki.com](#) or KI Fabrics & Finishes binder.
Edge color offerings are based on edge style selections.
- F** Select nylon glide color.
NGFN - Flannel (Dark Grey)
NGNT - Natural (Cream)



Wood Edge
(WD)

\$ 820



74P Edge
(74P)

\$ 602

\$ 838

\$ 686

\$ 773

\$ 658

\$ 792

\$ 679

KENSINGTON MAPLE UPCHARGE

Kensington Maple requires extended
leadtimes.
Model

2201/L-WD	\$82
2202/L-WD	\$109
2203/L-WD	\$82
2204/L-WD	\$109
2205/L-WD	\$164
2206/L-WD	\$82
2207/L-WD	\$109
2208/L-WD	\$82
2209/L-WD	\$109
2210/L-WD	\$213
2221/L-WD	\$164

SPECIAL SERVICES

Special Carton Marking

With specially marked information N/C





Shipping

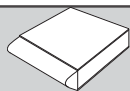
Shipped **assembled freight prepaid f.o.b.**
High Point, North Carolina 27263 factory.
Freight class #175.

Specifications and prices are subject to
change without prior notice.

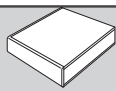
Soltice® Metal

Laminate Lamp Tables

			MODEL NUMBER						Approx. Packaged Weight
			Basic Model	Base Finish	Laminate Color	Edge Style	Edge Color	Glide Color	
	Square Lamp Table (Laminate Top) - 16\" data-bbox="158 186 354 234"High	24\" data-bbox="366 186 408 195" x 24\" data-bbox="366 195 408 204"	2207/L	<input data-bbox="828 365 859 382" type="checkbox"/> <input data-bbox="828 382 859 401" type="checkbox"/>	<input data-bbox="893 365 925 382" type="checkbox"/> <input data-bbox="893 382 925 401" type="checkbox"/> <input data-bbox="893 401 925 417" type="checkbox"/>	<input data-bbox="982 365 1015 382" type="checkbox"/> <input data-bbox="982 382 1015 401" type="checkbox"/> <input data-bbox="982 401 1015 417" type="checkbox"/>	<input data-bbox="1047 365 1078 382" type="checkbox"/> <input data-bbox="1047 382 1078 401" type="checkbox"/> <input data-bbox="1047 401 1078 417" type="checkbox"/>	<input data-bbox="1112 365 1144 382" type="checkbox"/>	40.0#
	Square Lamp Table (Laminate Top) - 22\" data-bbox="158 382 354 430"High	24\" data-bbox="366 382 408 391" x 24\" data-bbox="366 391 408 400"	2209/L	<input data-bbox="828 537 859 556" type="checkbox"/> <input data-bbox="828 556 859 573" type="checkbox"/>	<input data-bbox="893 537 925 556" type="checkbox"/> <input data-bbox="893 556 925 573" type="checkbox"/> <input data-bbox="893 573 925 592" type="checkbox"/>	<input data-bbox="982 537 1015 556" type="checkbox"/> <input data-bbox="982 556 1015 573" type="checkbox"/> <input data-bbox="982 573 1015 592" type="checkbox"/>	<input data-bbox="1047 537 1078 556" type="checkbox"/> <input data-bbox="1047 556 1078 573" type="checkbox"/> <input data-bbox="1047 573 1078 592" type="checkbox"/>	<input data-bbox="1112 537 1144 556" type="checkbox"/>	40.0#
	Round Lamp Table (Laminate Top) - 16\" data-bbox="158 603 354 651"High	24\" data-bbox="366 603 424 612" Diameter	2202/L	<input data-bbox="828 735 859 751" type="checkbox"/> <input data-bbox="828 751 859 768" type="checkbox"/>	<input data-bbox="893 735 925 751" type="checkbox"/> <input data-bbox="893 751 925 768" type="checkbox"/> <input data-bbox="893 768 925 787" type="checkbox"/>	<input data-bbox="982 735 1015 751" type="checkbox"/> <input data-bbox="982 751 1015 768" type="checkbox"/> <input data-bbox="982 768 1015 787" type="checkbox"/>	<input data-bbox="1047 735 1078 751" type="checkbox"/> <input data-bbox="1047 751 1078 768" type="checkbox"/> <input data-bbox="1047 768 1078 787" type="checkbox"/>	<input data-bbox="1112 735 1144 751" type="checkbox"/>	35.0#
	Round Lamp Table (Laminate Top) - 22\" data-bbox="158 766 354 814"High	24\" data-bbox="366 766 424 775" Diameter	2204/L	<input data-bbox="828 877 859 896" type="checkbox"/> <input data-bbox="828 896 859 913" type="checkbox"/>	<input data-bbox="893 877 925 896" type="checkbox"/> <input data-bbox="893 896 925 913" type="checkbox"/> <input data-bbox="893 913 925 932" type="checkbox"/>	<input data-bbox="982 877 1015 896" type="checkbox"/> <input data-bbox="982 896 1015 913" type="checkbox"/> <input data-bbox="982 913 1015 932" type="checkbox"/>	<input data-bbox="1047 877 1078 896" type="checkbox"/> <input data-bbox="1047 896 1078 913" type="checkbox"/> <input data-bbox="1047 913 1078 932" type="checkbox"/>	<input data-bbox="1112 877 1144 896" type="checkbox"/>	50.0#
			A	B	C	D	E	F	


 Wood Edge
(WD)

\$ 911


 74P Edge
(74P)

\$ 734

\$ 930

\$ 715

\$ 850

\$ 688

\$ 869

\$ 709

KENSINGTON MAPLE UPCHARGE

Kensington Maple requires extended
leadtimes.
Model

2201/L-WD	\$82
2202/L-WD	\$109
2203/L-WD	\$82
2204/L-WD	\$109
2205/L-WD	\$164
2206/L-WD	\$82
2207/L-WD	\$109
2208/L-WD	\$82
2209/L-WD	\$109
2210/L-WD	\$213
2221/L-WD	\$164

SPECIAL SERVICES
Special Carton Marking

With specially marked information N/C

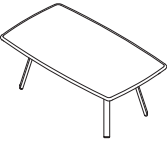


Shipping

Shipped **assembled freight prepaid f.o.b.**
High Point, North Carolina 27263 factory.
Freight class #175.

Specifications and prices are subject to
change without prior notice.

Soltice® Metal

Laminate Coffee & Console Tables

			MODEL NUMBER							Approx. Packaged Weight
			Basic Model	Base Finish	Laminate Color	Edge Style	Edge Color	Shelf Edge Color	Glide Color	
	Rectangle Coffee Table (Laminate Top) - 16" High	42" x 24"	2221/L	<input type="checkbox"/> <input type="checkbox"/>	<input type="checkbox"/> <input type="checkbox"/> <input type="checkbox"/>	<input type="checkbox"/> <input type="checkbox"/> <input type="checkbox"/>	<input type="checkbox"/> <input type="checkbox"/> <input type="checkbox"/>		<input type="checkbox"/> <input type="checkbox"/>	60.0#
SMFT										
	Round Coffee Table (Laminate Top) - 16" High	36" Diameter	2205/L	<input type="checkbox"/> <input type="checkbox"/>	<input type="checkbox"/> <input type="checkbox"/> <input type="checkbox"/>	<input type="checkbox"/> <input type="checkbox"/> <input type="checkbox"/>	<input type="checkbox"/> <input type="checkbox"/> <input type="checkbox"/>		<input type="checkbox"/> <input type="checkbox"/>	65.0#
SMFT										
	Console Table (Laminate Top) - 30" High	47" x 15"	2210/L	<input type="checkbox"/> <input type="checkbox"/>	<input type="checkbox"/> <input type="checkbox"/> <input type="checkbox"/>	<input type="checkbox"/> <input type="checkbox"/> <input type="checkbox"/>	<input type="checkbox"/> <input type="checkbox"/> <input type="checkbox"/>	<input type="checkbox"/> <input type="checkbox"/> <input type="checkbox"/>	<input type="checkbox"/> <input type="checkbox"/>	65.0#
SMFT										
			A	B	C	D	E	F	G	

HOW TO ORDER

- Indicate the following information on order form:
1. Quantity of each item.
 2. Model number, including options. See "How To Build a Model Number".
 3. Any special service required.

Note:

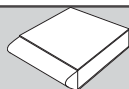
- The ☐ indicates that a choice is required.
- The absence of the ☐ indicates that no choice is required.
- Alpha-numeric characters in place of ☐ indicate that no other alternatives are available.

HOW TO BUILD A MODEL NUMBER

- A** Select basic model.
- B** Select base finish.
Refer to color addendum at ki.com or KI Fabrics & Finishes binder.
- C** Select laminate color.
Refer to color addendum at ki.com or KI Fabrics & Finishes binder.
- D** Select edge style.
WD - WD edge
74P - 74P edge
- E** Select edge color.
Refer to color addendum at ki.com or KI Fabrics & Finishes binder.
Edge color offerings are based on edge style selections.
- F** Select lower shelf edge color.
Refer to color addendum at ki.com or KI Fabrics & Finishes binder.

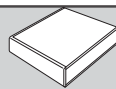
Lower shelf has 74P edge and requires color pick when wood edge is selected for laminate top.

- G** Select nylon glide color.
- | | |
|-------------|-----------------------|
| NGFN | - Flannel (Dark Grey) |
| NGNT | - Natural (Cream) |



Wood Edge
(WD)

\$ 1254



74P Edge
(74P)

\$ 946

\$ 1259

\$ 933

\$ 1511

\$ 1308

KENSINGTON MAPLE UPCHARGE

Kensington Maple requires extended leadtimes.
Model

2201/L-WD	\$82
2202/L-WD	\$109
2203/L-WD	\$82
2204/L-WD	\$109
2205/L-WD	\$164
2206/L-WD	\$82
2207/L-WD	\$109
2208/L-WD	\$82
2209/L-WD	\$109
2210/L-WD	\$213
2221/L-WD	\$164

SPECIAL SERVICES

Special Carton Marking

With specially marked information N/C





Shipping

Shipped **assembled freight prepaid f.o.b. High Point, North Carolina 27263** factory. Freight class #175.

Specifications and prices are subject to change without prior notice.

Soltice® Metal

Veneer Club Tables

			MODEL NUMBER				Approx. Packaged Weight
			Basic Model	Base Finish	Surface Finish	Glide Color	
	Square Club Table (Veneer Top) - 16\" data-bbox="156 187 336 234">High	20\" data-bbox="364 187 406 202">x 20\"	2206/V	<input data-bbox="831 365 862 378" type="checkbox"/> <input data-bbox="862 365 893 378" type="checkbox"/>	<input data-bbox="901 365 932 378" type="checkbox"/> <input data-bbox="932 365 964 378" type="checkbox"/> <input data-bbox="964 365 995 378" type="checkbox"/>	<input data-bbox="987 365 1018 378" type="checkbox"/> <input data-bbox="1018 365 1050 378" type="checkbox"/>	30.0#
SMFT							
	Square Club Table (Veneer Top) - 22\" data-bbox="156 378 336 425">High	20\" data-bbox="364 378 406 393">x 20\"	2208/V	<input data-bbox="831 535 862 548" type="checkbox"/> <input data-bbox="862 535 893 548" type="checkbox"/>	<input data-bbox="901 535 932 548" type="checkbox"/> <input data-bbox="932 535 964 548" type="checkbox"/> <input data-bbox="964 535 995 548" type="checkbox"/>	<input data-bbox="987 535 1018 548" type="checkbox"/> <input data-bbox="1018 535 1050 548" type="checkbox"/>	35.0#
SMFT							
	Round Club Table (Veneer Top) - 16\" data-bbox="156 613 356 640">High	20\" data-bbox="364 603 424 618">Diameter	2201/V	<input data-bbox="831 735 862 747" type="checkbox"/> <input data-bbox="862 735 893 747" type="checkbox"/>	<input data-bbox="901 735 932 747" type="checkbox"/> <input data-bbox="932 735 964 747" type="checkbox"/> <input data-bbox="964 735 995 747" type="checkbox"/>	<input data-bbox="987 735 1018 747" type="checkbox"/> <input data-bbox="1018 735 1050 747" type="checkbox"/>	30.0#
SMFT							
	Round Club Table (Veneer Top) - 22\" data-bbox="156 779 356 806">High	20\" data-bbox="364 769 424 784">Diameter	2203/V	<input data-bbox="831 882 862 894" type="checkbox"/> <input data-bbox="862 882 893 894" type="checkbox"/>	<input data-bbox="901 882 932 894" type="checkbox"/> <input data-bbox="932 882 964 894" type="checkbox"/> <input data-bbox="964 882 995 894" type="checkbox"/>	<input data-bbox="987 882 1018 894" type="checkbox"/> <input data-bbox="1018 882 1050 894" type="checkbox"/>	32.0#
SMFT							
			A	B	C	D	

HOW TO ORDER

Indicate the following information on order form:

1. Quantity of each item.
2. Model number, including options. See “How To Build a Model Number”.
3. Any special service required.

Note:

- The ☐ indicates that a choice is required.
- The absence of the ☐ indicates that no choice is required.
- Alpha-numeric characters in place of ☐ indicate that no other alternatives are available.

HOW TO BUILD A MODEL NUMBER

- A** Select basic model.
- B** Select base finish.
Refer to color addendum at [ki.com](#) or KI Fabrics & Finishes binder.
- C** Select surface finish.
Refer to color addendum at [ki.com](#) or KI Fabrics & Finishes binder.
- D** Select nylon glide color.
- | | |
|-------------|-----------------------|
| NGFN | - Flannel (Dark Grey) |
| NGNT | - Natural (Cream) |



Delivered Pricing	
\$	887
\$	906
\$	978
\$	996

KENSINGTON MAPLE UPCHARGE

Kensington Maple requires extended leadtimes.
Model

2201/V	\$82
2202/V	\$109
2203/V	\$82
2204/V	\$109
2205/V	\$164
2206/V	\$82
2207/V	\$109
2208/V	\$82
2209/V	\$109
2210/V	\$213
2221/V	\$164

SPECIAL SERVICES

Special Carton Marking

With specially marked information N/C





Shipping

Shipped **assembled freight prepaid f.o.b. High Point, North Carolina 27263** factory. Freight class #175.

Specifications and prices are subject to change without prior notice.

Soltice® Metal

Veneer Lamp Tables

			MODEL NUMBER				Approx. Packaged Weight
			Basic Model	Base Finish	Surface Finish	Glide Color	
 SMFT	Square Lamp Table (Veneer Top) - 16" High	24" x 24"	2207/V	<input type="checkbox"/> <input type="checkbox"/>	<input type="checkbox"/> <input type="checkbox"/> <input type="checkbox"/>	<input type="checkbox"/> <input type="checkbox"/>	40.0#
 SMFT	Square Lamp Table (Veneer Top) - 22" High	24" x 24"	2209/V	<input type="checkbox"/> <input type="checkbox"/>	<input type="checkbox"/> <input type="checkbox"/> <input type="checkbox"/>	<input type="checkbox"/> <input type="checkbox"/>	40.0#
 SMFT	Round Lamp Table (Veneer Top) - 16" High	24" Diameter	2202/V	<input type="checkbox"/> <input type="checkbox"/>	<input type="checkbox"/> <input type="checkbox"/> <input type="checkbox"/>	<input type="checkbox"/> <input type="checkbox"/>	35.0#
 SMFT	Round Lamp Table (Veneer Top) - 22" High	24" Diameter	2204/V	<input type="checkbox"/> <input type="checkbox"/>	<input type="checkbox"/> <input type="checkbox"/> <input type="checkbox"/>	<input type="checkbox"/> <input type="checkbox"/>	50.0#
			A	B	C	D	

HOW TO ORDER

Indicate the following information on order form:

1. Quantity of each item.
2. Model number, including options. See "How To Build a Model Number".
3. Any special service required.

Note:

- The ☐ indicates that a choice is required.
- The absence of the ☐ indicates that no choice is required.
- Alpha-numeric characters in place of ☐ indicate that no other alternatives are available.

HOW TO BUILD A MODEL NUMBER

- A** Select basic model.
- B** Select base finish.
Refer to color addendum at ki.com or KI Fabrics & Finishes binder.
- C** Select surface finish.
Refer to color addendum at ki.com or KI Fabrics & Finishes binder.
- D** Select nylon glide color.
- | | |
|------|-----------------------|
| NGFN | - Flannel (Dark Grey) |
| NGNT | - Natural (Cream) |



Delivered Pricing	
\$	969
\$	988
\$	1058
\$	1076

KENSINGTON MAPLE UPCHARGE

Kensington Maple requires extended leadtimes.
Model

2201/V	\$82
2202/V	\$109
2203/V	\$82
2204/V	\$109
2205/V	\$164
2206/V	\$82
2207/V	\$109
2208/V	\$82
2209/V	\$109
2210/V	\$213
2221/V	\$164

SPECIAL SERVICES

Special Carton Marking

With specially marked information N/C

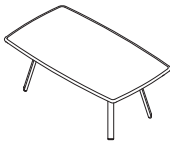


Shipping

Shipped **assembled freight prepaid f.o.b. High Point, North Carolina 27263** factory. Freight class #175.

Specifications and prices are subject to change without prior notice.

Soltice® Metal

Veneer Coffee & Console Tables

			MODEL NUMBER				Approx. Packaged Weight
			Basic Model	Base Finish	Surface Finish	Glide Color	
 SMFT	Rectangle Coffee Table (Veneer Top) - 16" High	42" x 24"	2221/V	<input type="checkbox"/> <input type="checkbox"/>	<input type="checkbox"/> <input type="checkbox"/> <input type="checkbox"/> <input type="checkbox"/>	60.0#	
 SMFT	Round Coffee Table (Veneer Top) - 16" High	36" Diameter	2205/V	<input type="checkbox"/> <input type="checkbox"/>	<input type="checkbox"/> <input type="checkbox"/> <input type="checkbox"/> <input type="checkbox"/>	65.0#	
 SMFT	Console Table (Veneer Top) - 30" High	47" x 15"	2210/V	<input type="checkbox"/> <input type="checkbox"/>	<input type="checkbox"/> <input type="checkbox"/> <input type="checkbox"/> <input type="checkbox"/>	65.0#	
			A	B	C	D	

HOW TO ORDER

Indicate the following information on order form:

1. Quantity of each item.
2. Model number, including options. See "How To Build a Model Number".
3. Any special service required.

Note:

- The ☐ indicates that a choice is required.
- The absence of the ☐ indicates that no choice is required.
- Alpha-numeric characters in place of ☐ indicate that no other alternatives are available.

HOW TO BUILD A MODEL NUMBER

- A** Select basic model.
- B** Select base finish.
Refer to color addendum at ki.com or KI Fabrics & Finishes binder.
- C** Select surface finish.
Refer to color addendum at ki.com or KI Fabrics & Finishes binder.
- D** Select nylon glide color.
- | | |
|-------------|-----------------------|
| NGFN | - Flannel (Dark Grey) |
| NGNT | - Natural (Cream) |



Delivered Pricing
\$ 1138
\$ 1291
\$ 1732

KENSINGTON MAPLE UPCHARGE

Kensington Maple requires extended leadtimes.
Model

2201/V	\$82
2202/V	\$109
2203/V	\$82
2204/V	\$109
2205/V	\$164
2206/V	\$82
2207/V	\$109
2208/V	\$82
2209/V	\$109
2210/V	\$213
2221/V	\$164

SPECIAL SERVICES

Special Carton Marking

With specially marked information N/C





Shipping

Shipped **assembled freight prepaid f.o.b. High Point, North Carolina 27263** factory. Freight class #175.

Specifications and prices are subject to change without prior notice.

Soltice[®] Metal

Solid Surface Club Tables

			MODEL NUMBER			Approx. Packaged Weight
			Basic Model	Base Finish	Glide Color	
 SMFT	Square Club Table (Solid Surface Top) - 16" High <ul style="list-style-type: none">Solid surface color is always Corian™ glacier white.	20" x 20"	2206/S	<input type="checkbox"/> <input type="checkbox"/>	<input type="checkbox"/> <input type="checkbox"/>	30.0#
 SMFT	Square Club Table (Solid Surface Top) - 22" High <ul style="list-style-type: none">Solid surface color is always Corian™ glacier white.	20" x 20"	2208/S	<input type="checkbox"/> <input type="checkbox"/>	<input type="checkbox"/> <input type="checkbox"/>	35.0#
 SMFT	Round Club Table (Solid Surface Top) - 16" High <ul style="list-style-type: none">Solid surface color is always Corian™ glacier white.	20" Diameter	2201/S	<input type="checkbox"/> <input type="checkbox"/>	<input type="checkbox"/> <input type="checkbox"/>	30.0#
 SMFT	Round Club Table (Solid Surface Top) - 22" High <ul style="list-style-type: none">Solid surface color is always Corian™ glacier white.	20" Diameter	2203/S	<input type="checkbox"/> <input type="checkbox"/>	<input type="checkbox"/> <input type="checkbox"/>	32.0#
			A	B	C	

HOW TO ORDER

Indicate the following information on order form:

1. Quantity of each item.
2. Model number, including options. See "How To Build a Model Number".
3. Any special service required.

Note:

- The ☐ indicates that a choice is required.
- The absence of the ☐ indicates that no choice is required.
- Alpha-numeric characters in place of ☐ indicate that no other alternatives are available.

HOW TO BUILD A MODEL NUMBER

- A** Select basic model.
- B** Select base finish.
Refer to color addendum at ki.com or KI Fabrics & Finishes binder.
- C** Select nylon glide color.
- | | |
|------|-----------------------|
| NGFN | - Flannel (Dark Grey) |
| NGNT | - Natural (Cream) |



Delivered Pricing	
	\$ 1291
	\$ 1317
	\$ 1291
	\$ 1317

SPECIAL SERVICES

Special Carton Marking

With specially marked information N/C





Shipping

Shipped **assembled freight prepaid f.o.b. High Point, North Carolina 27263** factory. Freight class #175.

Specifications and prices are subject to change without prior notice.

Soltice[®] Metal

Solid Surface Lamp Tables

			MODEL NUMBER			Approx. Packaged Weight
			Basic Model	Base Finish	Glide Color	
 SMFT	Square Lamp Table (Solid Surface Top) - 16" High <ul style="list-style-type: none">Solid surface color is always Corian™ glacier white.	24" x 24"	2207/S	<input type="checkbox"/> <input type="checkbox"/>	<input type="checkbox"/> <input type="checkbox"/>	40.0#
 SMFT	Square Lamp Table (Solid Surface Top) - 22" High <ul style="list-style-type: none">Solid surface color is always Corian™ glacier white.	24" x 24"	2209/S	<input type="checkbox"/> <input type="checkbox"/>	<input type="checkbox"/> <input type="checkbox"/>	40.0#
 SMFT	Round Lamp Table (Solid Surface Top) - 16" High <ul style="list-style-type: none">Solid surface color is always Corian™ glacier white.	24" Diameter	2202/S	<input type="checkbox"/> <input type="checkbox"/>	<input type="checkbox"/> <input type="checkbox"/>	35.0#
 SMFT	Round Lamp Table (Solid Surface Top) - 22" High <ul style="list-style-type: none">Solid surface color is always Corian™ glacier white.	24" Diameter	2204/S	<input type="checkbox"/> <input type="checkbox"/>	<input type="checkbox"/> <input type="checkbox"/>	50.0#

A

B

C

HOW TO ORDER

Indicate the following information on order form:

- Quantity of each item.
- Model number, including options. See "How To Build a Model Number".
- Any special service required.

Note:

- The ☐ indicates that a choice is required.
- The absence of the ☐ indicates that no choice is required.
- Alpha-numeric characters in place of ☐ indicate that no other alternatives are available.

HOW TO BUILD A MODEL NUMBER

- A** Select basic model.
- B** Select base finish.
Refer to color addendum at ki.com or KI Fabrics & Finishes binder.
- C** Select nylon glide color.
- | | |
|-------------|-----------------------|
| NGFN | - Flannel (Dark Grey) |
| NGNT | - Natural (Cream) |



Delivered Pricing	
	\$ 1675
	\$ 1703
	\$ 1463
	\$ 1489

SPECIAL SERVICES

Special Carton Marking

With specially marked information N/C

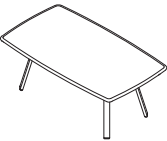

Shipping

Shipped **assembled freight prepaid f.o.b. High Point, North Carolina 27263** factory. Freight class #175.

Specifications and prices are subject to change without prior notice.

Soltice® Metal

Solid Surface Coffee & Console Tables

		MODEL NUMBER			Approx. Packaged Weight
		Basic Model	Base Finish	Glide Color	
	Rectangle Coffee Table (Solid Surface Top) - 16" High • Solid surface color is always Corian™ glacier white.	42" x 24"	2221/S	<input type="checkbox"/> <input type="checkbox"/> <input type="checkbox"/> <input type="checkbox"/>	60.0#
SMFT					
	Round Coffee Table (Solid Surface Top) - 16" High • Solid surface color is always Corian™ glacier white.	36" Diameter	2205/S	<input type="checkbox"/> <input type="checkbox"/> <input type="checkbox"/> <input type="checkbox"/>	65.0#
SMFT					
			A	B	C

HOW TO ORDER

Indicate the following information on order form:

1. Quantity of each item.
2. Model number, including options. See "How To Build a Model Number".
3. Any special service required.

Note:

- The ☐ indicates that a choice is required.
- The absence of the ☐ indicates that no choice is required.
- Alpha-numeric characters in place of ☐ indicate that no other alternatives are available.

HOW TO BUILD A MODEL NUMBER

- A** Select basic model.
- B** Select base finish.
Refer to color addendum at ki.com or KI Fabrics & Finishes binder.
- C** Select nylon glide color.
- | | |
|------|-----------------------|
| NGFN | - Flannel (Dark Grey) |
| NGNT | - Natural (Cream) |



Delivered Pricing
\$ 2110
\$ 2309

SPECIAL SERVICES

Special Carton Marking

With specially marked information N/C

Shipping

Shipped **assembled freight prepaid f.o.b. High Point, North Carolina 27263** factory. Freight class #175.

Specifications and prices are subject to change without prior notice.

Soltice® Metal

Healthcare Seating General Information



Open Arm
Patient Chair
(SOPM)



Closed Arm
Patient Chair
(SPPM)



Closed Arm
Motion Patient Chair
(SPMPX)



Ottoman
(SMOT)

General Dimensions				
Seat width	22"	22"	22-1/2"	
Seat depth	20"	20"	20"	
Seat height	19"	19"	18-3/4"	
Arm width	2-1/4"	2-1/4"	2-1/4"	
Arm height	27"	27"	27"	
Overall Dimensions				
Width	26-1/2"	26-1/2"	27"	22-1/2"
Depth	31"	31"	29"	22"
Height	44"	44"	43-1/2"	14" - 18"

UPHOLSTERY INFORMATION

C.O.M. Fabric

For C.O.M. fabric sent to KI-High Point on multiple rolls, add an additional yard of fabric per roll to the yardage requirements. Multiple rolls have shorter pieces of fabric on them and do not allow nesting and stacking of the fabric to achieve the best yield as is done with one large roll. This results in yardage shortages and requests for additional fabric from the client, which can delay an order. For each roll that is sent, one yard needs to be added to one of the rolls, not separately.

Fabric Disclaimer

Fabric will be applied as swatched by the fabric manufacturer. Fabric that is required to be applied differently than is swatched will need a Special Cost Request written specifying the direction the fabric is to be applied. The posted standard lead time will apply to the Special Cost Request.

FINISH INFORMATION

SPECIAL FINISH MATCHES

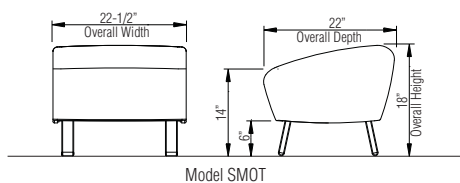
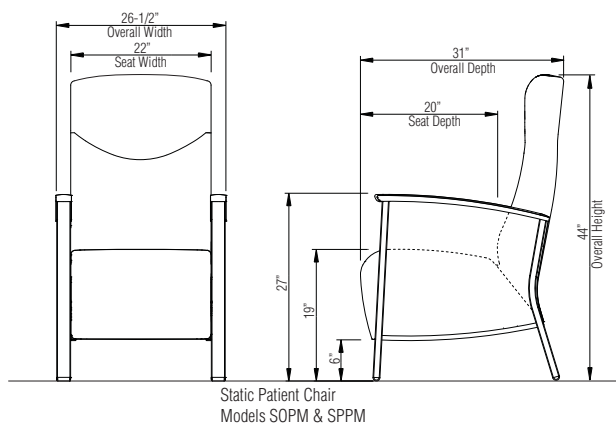
KI can match special finish requests at an upcharge of \$72 List per item, up to 12 or a maximum charge of \$865 List per order per color. Special finish requests must be sent to your KI customer service representative.

Upon receipt from KI, the finishing department will prepare a "strike-off" which will be sent to the customer for approval.

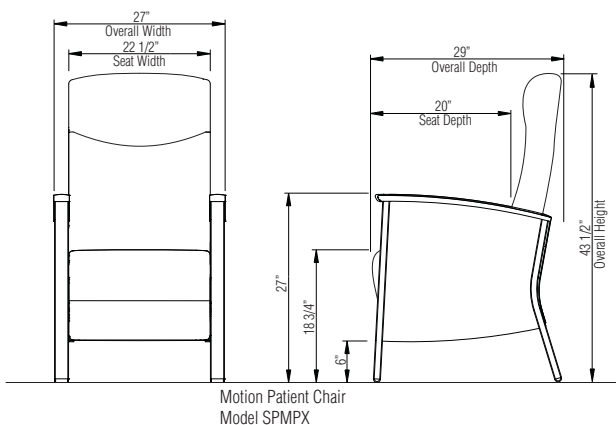
The approval form accompanying the strike-off should be faxed to your KI customer service representative. Upon receipt of the signed approval form, KI will proceed with the order. Disapproved samples may be sent back to KI directly with an explanation of disapproval. A Special Finish Number (SFN) will be assigned to this finish sample for future reference or reorders



Static Patient Chair (Open Arm/ Closed Arm)



Motion Patient Chair (Closed Arm)






INFORMATION

Warranty

Refer to KI Terms & Conditions document
or visit ki.com

Soltice® Metal

Healthcare Seating

			MODEL NUMBER									
	Features	COM	Basic Model	Non-Contrast or Fabric Contrast 1	Fabric Contrast 2	Base Finish	Arm Cap	Wood Finish	Glide Color	Moisture Barrier	Approx. Packaged Weight	
	Non-contrast	3.5 yd	SOPM/NC	□□□□		□□	□□□	□□□	□□	□□□	75.0#	
	Contrast		SOPM/FC	□□□□	□□□□	□□	□□□	□□□	□□	□□□	75.0#	
SMPS												
Patient Chair (Open Arm)												
• 1 = Back (Fabric Contrast 1) C.O.M = 1.75 yd												
• 2 = Seat (Fabric Contrast 2) C.O.M. = 1.5 yd												
• W=26-1/2" D=31" H=44"												
	Non-contrast	5 yd	SPPM/NC	□□□□		□□	□□□	□□□	□□	□□□	80.0#	
	Contrast		SPPM/FC	□□□□	□□□□	□□	□□□	□□□	□□	□□□	80.0#	
SMPS												
Patient Chair (Closed Arm)												
• 1 = Back and arms (Fabric Contrast 1) C.O.M. = 4 yd												
• 2 = Seat (Fabric Contrast 2) C.O.M. = 1.5 yd												
• W=26-1/2" D=31" H=44"												
	Non-contrast	3.75 yd	SPMPX/NC	□□□□		□□	□□□	□□□	□□	□□□	90.0#	
	Contrast		SPMPX/FC	□□□□	□□□□	□□	□□□	□□□	□□	□□□	90.0#	
SMPX												
Motion Patient Chair (Closed Arm)												
• 1 = Back and arms (Fabric Contrast 1) C.O.M. = 3 yd												
• 2 = Seat (Fabric Contrast 2) C.O.M. = 1 yd												
• W=27" D=29" H=43-1/2"												
			A	B	C	D	E	F	G	H		

A

B

C

D

E

F

G

H

HOW TO ORDER

Indicate the following information on order form:

- Quantity of each item.
- Model number, including options. See "How To Build a Model Number".
- Any special service required.

Note: • The □ indicates that a choice is required.

- The absence of the □ indicates that no choice is required.
- Alpha-numeric characters in place of □ indicate that no other alternatives are available.

HOW TO BUILD A MODEL NUMBER

A Select basic model.

B Select non-contrast or fabric contrast 1. Refer to color addendum at ki.com or KI Fabrics & Finishes binder.

C Select fabric contrast 2. Refer to color addendum at ki.com or KI Fabrics & Finishes binder.

D Select base finish color. Refer to color addendum at ki.com or KI Fabrics & Finishes binder.

E Select arm option.

WAC	- Wood armcaps (pair)
SAC	- Solid surface armcaps; add \$572
PACBL	- Black poly; add \$93
PACSA	- Sand poly; add \$93
PACWG	- Warm Grey poly; add \$93

Solid surface armcap color is always Corian™ white.

F Select wood finish color. Refer to color addendum at ki.com or KI Fabrics & Finishes binder. For Kensington Maple add upcharge.

G Select nylon glide color.

NGFN	- Flannel (Dark Grey)
NGNT	- Natural (Cream)

H Select moisture barrier.


MB	- Moisture barrier
NMB	- No moisture barrier

See pricing column for moisture barrier upcharge.

Specifications and prices are subject to change without prior notice.

Soltice® Metal

Healthcare Seating

				MODEL NUMBER					Approx. Packaged Weight
				Basic Model	Non-Contrast or Fabric Contrast 1	Base Finish	Glide Option	Moisture Barrier	
 SMPO	MODEL	Features	COM						
	Patient Ottoman • W=22-5/8" D=21-3/8" H=18"	Non-contrast	1.5 yd	SMOT	□□□□	□□	□	□□□	35.0#
				A	B	C	D	E	

HOW TO ORDER

Indicate the following information on order form:

1. Quantity of each item.
2. Model number, including options. See “How To Build a Model Number”.
3. Any special service required.

Note:

- The □ indicates that a choice is required.
- The absence of the □ indicates that no choice is required.
- Alpha-numeric characters in place of □ indicate that no other alternatives are available.

HOW TO BUILD A MODEL NUMBER

- A** Select basic model.
- B** Select non-contrast or fabric contrast 1.
Refer to color addendum at ki.com or KI Fabrics & Finishes binder.
- C** Select base finish color.
Refer to color addendum at ki.com or KI Fabrics & Finishes binder.
- D** Select glide color.
NGFN - Flannel (Dark Grey)
NGNT - Natural (Cream)
- E** Select moisture barrier.
MB - Moisture barrier
NMB - No moisture barrier
See pricing column for moisture barrier upcharge.



Grade C.O.M.	Grade C	Grade D	Grade E & C.O.L.	Grade F	Grade G	Grade H	Grade I	Grade J	Grade K	Grade L Leather	Grade M Leather	Moisture Barrier add to list price
\$ 711	\$ 768	\$ 784	\$ 801	\$ 813	\$ 838	\$ 862	\$ 893	\$ 953	\$ 1014	\$ 1074	\$ 1195	\$ 152

SPECIAL SERVICES

Special Carton Marking

With specially marked information N/C

Shipping

Shipped **assembled freight prepaid f.o.b. High Point, North Carolina 27263** factory. Freight class #175.

Specifications and prices are subject to change without prior notice.



KI
1330 Bellevue Street
P.O. Box 8100
Green Bay, Wisconsin 54308-8100
1-800-424-2432
www.ki.com

KI and Furnishing Knowledge
are registered trademarks
of Krueger International, Inc.

© 2014 Krueger International, Inc.
All Rights Reserved.
Code KI-11608/KI/PDF/0914