

September 3, 2014

Updated January 14, 2015

800-424-2432





Contents

Refer to KI Terms & Conditions document or visit ki.com.

Ordering C.O.M., C.O.L., and C.O.V.	High Point	2
Soltice® Metal	Multiple Seating General Information	4
	Multiple Seating	14
	Multiple Seating - Three Seat Spanner	34
	Multiple Seating Add-on	38
	Connecting Tables	62
	Lobby and Lounge Seating General Information	74
	Lobby and Lounge Seating	78
	Occasional Tables General Information	84
	Laminate Club Tables	86
	Laminate Lamp Tables	88
	Laminate Coffee & Console Tables	90
	Veneer Club Tables	92
	Veneer Lamp Tables	94
	Veneer Coffee & Console Tables	96
	Solid Surface Club Tables	98
	Solid Surface Lamp Tables	100
	Solid Surface Coffee & Console Tables	102

Ordering C.O.M., C.O.L., and C.O.V.

High Point

Customer's Own Material ■

Specifications Form

March 2015

All fabrics, including COM, COL, KOM and in grades will be applied at the factory's discretion. If a pattern or stripe is to be applied in a certain direction, the customer MUST specify this in writing on the P.O. and attach a sample of the fabric with it running in the application direction to the P.O. Specifying fabric direction may increase the amount of COM or KOM yardage required. Check with KI Customer Service to see if an increase in yardage is necessary BEFORE specifying, ordering and sending COM and COL to the factory or having KOM quoted.

ALL C.O.M AND C.O.L SHIPMENTS
MUST BE PREPAID TO:

KI
217 Feld Avenue
High Point, NC 27263

COM and COL must be identified as follows:

1. Name and address
2. Your purchase order number
3. Our style number to which fabric is to be applied
4. Supplier name and fabric name, number, and color

COLLECT SHIPMENTS WILL BE REFUSED.

SHIPMENT SCHEDULE WILL BE GIVEN WHEN ALL FABRIC IS RECEIVED FOR ENTIRE ORDER

YARDAGE REQUIREMENTS LISTED IN PRICE LIST ARE BASED ON PLAIN GOODS 54" WIDE. Fabrics less than 54" wide, or those requiring matching (stripes, plaids, prints, large patterns) will require additional yardage based on the fabric used and the item ordered.
FABRIC WITH NAP: IF USING MOHAIR, VELVET OR ANY FABRIC WITH A "NAP", INCREASE YARDAGE REQUIRE BY 11%.
CONSULT MATRIX BELOW FOR ADDITIONAL YARDAGE NEEDED.

C.O.M. INCREASE MATRIX (The yardage matrix is also applicable to any reservations of KI Ingrade, Pallas, or KOM upholsteries).

This table is a general guide.

FABRIC WIDTH	PLAIN FABRIC	UNDER 7" REPEAT	8"-13" REPEAT	14"-21" REPEAT	22"-27" REPEAT	28"-33" REPEAT	34"-40" REPEAT	41"-48" REPEAT
54"	0	20%	25%	30%	40%	50%	60%	70%
51"-53"	15%	25%	30%	35%	45%	60%	70%	80%
48"-50"	20%	30%	35%	40%	50%	65%	75%	85%
45"-47"	30%	45%	50%	55%	60%	80%	90%	100%
36"-44"	50%	65%	70%	75%	80%	100%	110%	120%

FABRIC WITH DOUBLE REPEAT: IF USING A FABRIC WITH A DOUBLE REPEAT, PLEASE FOLLOW THIS FORMULA: TAKE THE TOTAL AMOUNT OF THE LARGER AND HALF OF THE SMALLER REPEAT; ADD TOGETHER TO FIND THE CORRECT OVERALL REPEAT. EXAMPLE: 10" VERTICAL WITH 14" HORIZONTAL WOULD BE $14 + 5 = 19$.

IF FABRIC COMES IN ON MULTIPLE ROLLS, ONE ADDITIONAL YARD PER ROLL NEEDS TO BE ADDED TO THE YARDAGE REQUIREMENT.

SPECIAL NOTE: WE CAN ASSUME NO RESPONSIBILITY FOR THE DURABILITY OR TAILORING QUALITY OF CUSTOMER FURNISHED COVERINGS (C.O.M.) OR KOM. KOM: is fabric that KI will purchase for you at jobber's price (net) plus a nominal charge for handling, shipping, and managing.



Customer's Own Material ■

Specifications Form

March 2015

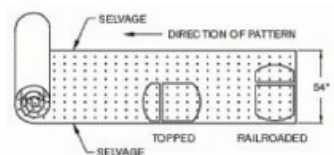
ADDITIONAL NOTES:

- Orders cannot go into production without the information listed at right.
- Attach memo sample to this approval sheet.
- If your order has been placed, list PO# _____
- The cost of the COM sample will be paid by the client.
- Even after preliminary approval, KI reserves the right to reject COM/COL if necessary when the quality is not satisfactory for the product to be upholstered. KI assumes no responsibility for its overall appearance, flammability, durability, color fastness or any other quality after upholstered on a KI product.

ALL COM MUST BE APPROVED.

Photocopy this form and submit with COM fabric for approval:

(This fabric approval is for the purpose of advising how to apply your COM fabric, verify yardage required, and suitability.)



YOUR COMPANY NAME _____

PHONE _____ FAX _____

Material Supplier _____

Material Name _____ Number _____

Material Color _____ Width _____

Vertical Repeat _____ Horizontal Repeat _____

Fiber Content _____

Direction Stripe/Pattern to be applied _____

COM TO BE USED ON THE FOLLOWING:

QTY PRODUCT NAME/NUMBER

_____	_____
_____	_____
_____	_____
_____	_____
_____	_____



Soltice® Metal

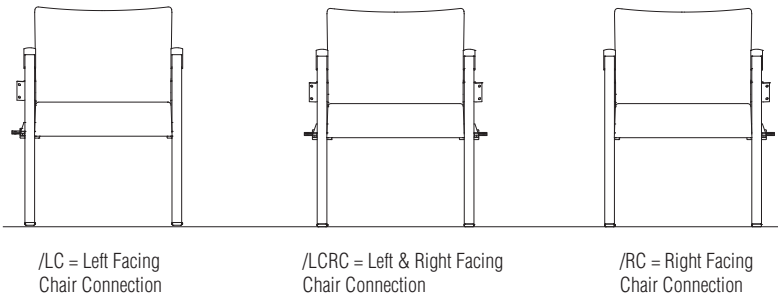
Multiple Seating General Information



One Seat - Open Arm (SOMC) Two Seat - Open Arm (SOMCC) Three Seat - Open Arm (SOMCCC) One Seat - Closed Arm (SPMC) Two Seat - Closed Arm (SPMCC) Three Seat - Closed Arm (SPMCCC)

General Dimensions						
Seat width	21"	21" each	21" each	21"	21" each	21" each
Seat depth	17-1/2"	17-1/2"	17-1/2"	17-1/2"	17-1/2"	17-1/2"
Seat height	19"	19"	19"	19"	19"	19"
Arm width	1-7/8"	1-7/8"	1-7/8"	1-7/8"	1-7/8"	1-7/8"
Arm height	27-1/2"	27-1/2"	27-1/2"	27-1/2"	27-1/2"	27-1/2"
Overall Dimensions						
Width	24-1/2"	47"	69-1/2"	24-1/2"	47"	69-1/2"
Depth	23-1/2"	23-1/2"	23-1/2"	23-1/2"	23-1/2"	23-1/2"
Height	33-13/16"	33-13/16"	33-13/16"	33-13/16"	33-13/16"	33-13/16"

Multiple Seating Chair Connection Brackets (Example)



Note: Multiple Seating "table connectors" are not visible

UPHOLSTERY INFORMATION

C.O.M. Fabric

For C.O.M. fabric sent to KI-High Point on multiple rolls, add an additional yard of fabric per roll to the yardage requirements. Multiple rolls have shorter pieces of fabric on them and do not allow nesting and stacking of the fabric to achieve the best yield as is done with one large roll. This results in yardage shortages and requests for additional fabric from the client, which can delay an order. For each roll that is sent, one yard needs to be added to one of the rolls, not separately.

Fabric Disclaimer

Fabric will be applied as swatched by the fabric manufacturer. Fabric that is required to be applied differently than is swatched will need a Special Cost Request written specifying the direction the fabric is to be applied. The posted standard lead time will apply to the Special Cost Request.

FINISH INFORMATION

SPECIAL FINISH MATCHES

KI can match special finish requests at an upcharge of \$70 List per item, up to 12 or a maximum charge of \$840 List per order per color. Special finish requests must be sent to your KI customer service representative.

Upon receipt from KI, the finishing department will prepare a "strike-off" which will be sent to the customer for approval.

The approval form accompanying the strike-off should be faxed to your KI customer service representative. Upon receipt of the signed approval form, KI will proceed with the order. Disapproved samples may be sent back to KI directly with an explanation of disapproval. A Special Finish Number (SFN) will be assigned to this finish sample for future reference or reorders



Soltice® Metal

Multiple Seating General Information



**Bariatric - Open Arm
(SOMB)**

**Bariatric - Closed Arm
(SPMB)**

**Loveseat - Open Arm
(SOM33)**

**Loveseat - Closed Arm
(SPM33)**

**Spanner - Open Arm
(SOM3S)**

**Spanner - Closed Arm
(SPM3S)**

General Dimensions						
Seat width	30"	30"	41"	41"	66"	66"
Seat depth	17-1/2"	17-1/2"	17-1/2"	17-1/2"	17-1/2"	17-1/2"
Seat height	19"	19"	19"	19"	19"	19"
Arm width	1-7/8"	1-7/8"	1-7/8"	1-7/8"	1-7/8"	1-7/8"
Arm height	27-1/2"	27-1/2"	27-1/2"	27-1/2"	27-1/2"	27-1/2"
Overall Dimensions						
Width	33"	33"	44"	44"	69-1/2"	69-1/2"
Depth	23-1/2"	23-1/2"	23-1/2"	23-1/2"	23-1/2"	23-1/2"
Height	33-13/16"	33-13/16"	33-13/16"	33-13/16"	33-13/16"	33-13/16"

INFORMATION

Warranty

Refer to KI Terms & Conditions document
or visit ki.com

Soltice® Metal

Multiple Seating General Information

	One Seat Add-on Open Arm (SOMACL/SOMACR)	Two Seat Add-on Open Arm (SOMACCL/SOMACCR)	Three Seat Add-on Open Arm (SOMACCCL/SOMACCCR)	One Seat Add-on Closed Arm (SPMACL/SPMACR)	Two Seat Add-on Closed Arm (SPMACCL/SPMACCR)	Three Seat Add-on Closed Arm (SPMACCCL/SPMACCCR)
General Dimensions						
Seat width	21"	21" each	21" each	21"	21" each	21" each
Seat depth	17-1/2"	17-1/2"	17-1/2"	17-1/2"	17-1/2"	17-1/2"
Seat height	19"	19"	19"	19"	19"	19"
Arm width	1-7/8"	1-7/8"	1-7/8"	1-7/8"	1-7/8"	1-7/8"
Arm height	27-1/2"	27-1/2"	27-1/2"	27-1/2"	27-1/2"	27-1/2"
Overall Dimensions						
Width	22-1/2"	45-1/2"	68"	22-1/2"	45-1/2"	68"
Depth	23-1/2"	23-1/2"	23-1/2"	23-1/2"	23-1/2"	23-1/2"
Height	33-13/16"	33-13/16"	33-13/16"	33-13/16"	33-13/16"	33-13/16"

UPHOLSTERY INFORMATION

C.O.M. Fabric

For C.O.M. fabric sent to KI-High Point on multiple rolls, add an additional yard of fabric per roll to the yardage requirements. Multiple rolls have shorter pieces of fabric on them and do not allow nesting and stacking of the fabric to achieve the best yeild as is done with one large roll. This results in yardage shortages and requests for additional fabric from the client, which can delay an order. For each roll that is sent, one yard needs to be added to one of the rolls, not separately.

Fabric Disclaimer

Fabric will be applied as swatched by the fabric manufacturer. Fabric that is required to be applied differently than is swatched will need a Special Cost Request written specifying the direction the fabric is to be applied. The posted standard lead time will apply to the Special Cost Request.

FINISH INFORMATION

SPECIAL FINISH MATCHES

KI can match special finish requests at an upcharge of \$70 List per item, up to 12 or a maximum charge of \$840 List per order per color. Special finish requests must be sent to your KI customer service representative.

Upon receipt from KI, the finishing department will prepare a "strike-off" which will be sent to the customer for approval.

The approval form accompanying the strike-off should be faxed to your KI customer service representative. Upon receipt of the signed approval form, KI will proceed with the order. Disapproved samples may be sent back to KI directly with an explanation of disapproval. A Special Finish Number (SFN) will be assigned to this finish sample for future reference or reorders

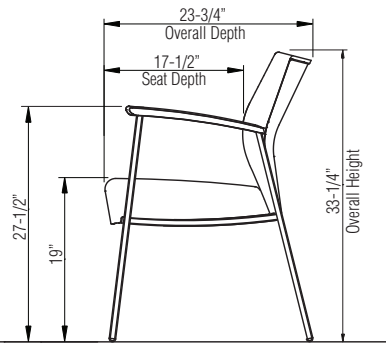


INFORMATION

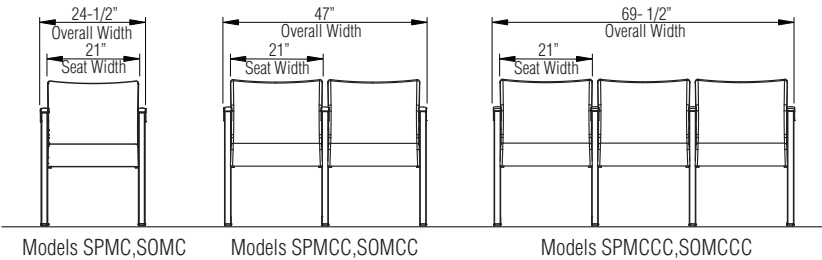
Warranty

Refer to KI Terms & Conditions document
or visit ki.com

Multiple Seating (Open Arm/ Closed Arm)



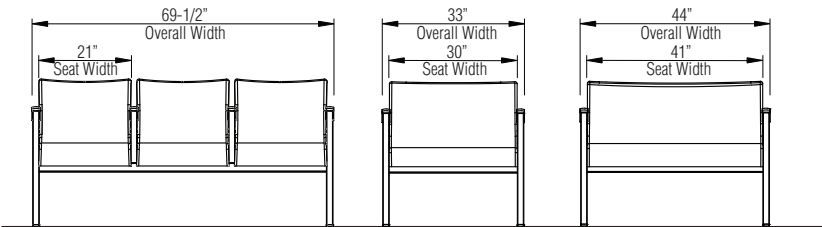
Multiple Seating - All Models



Models SPMC,SOMC

Models SPMCC,SOMCC

Models SPMCCC,SOMCCC

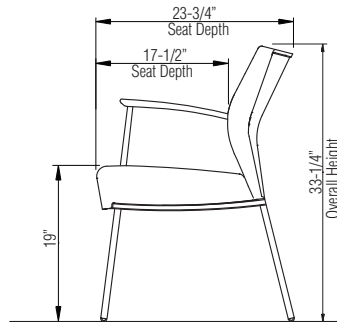


Models SPM3S,SOM3S

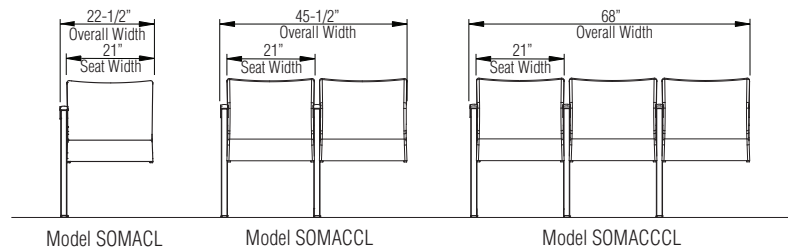
Models SPMB,SOMB

Models SPM33,SOM33

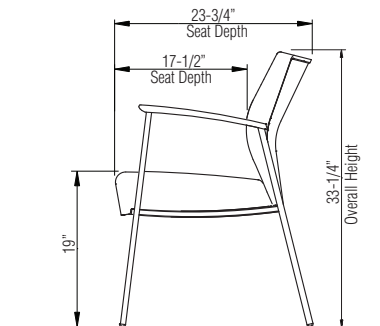
Left Facing Add On Multiple Seating (Open Arm/ Closed Arm)



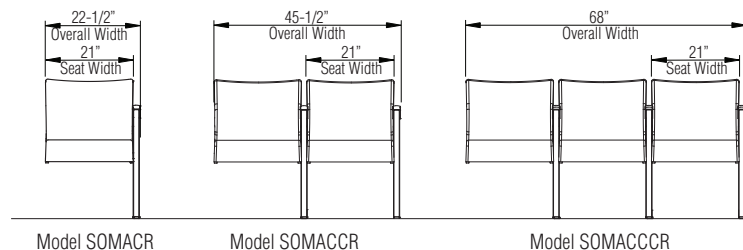
Add On Multiple Seating - All Models




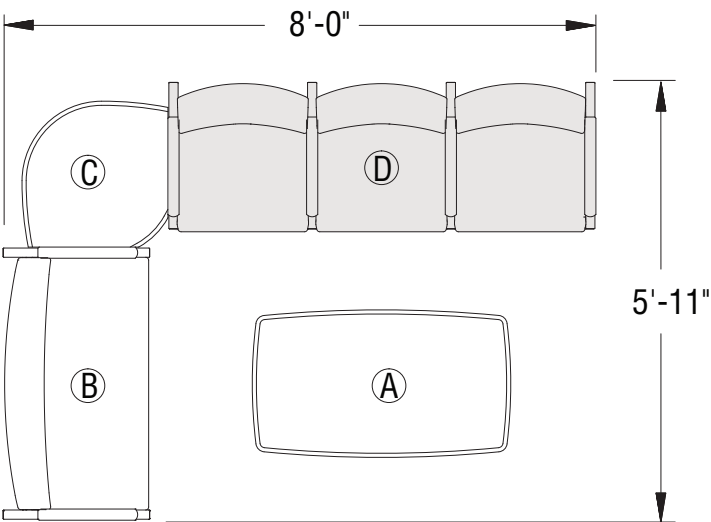
Right Facing Add On Multiple Seating (Open Arm/ Closed Arm)



Add On Multiple Seating - All Models


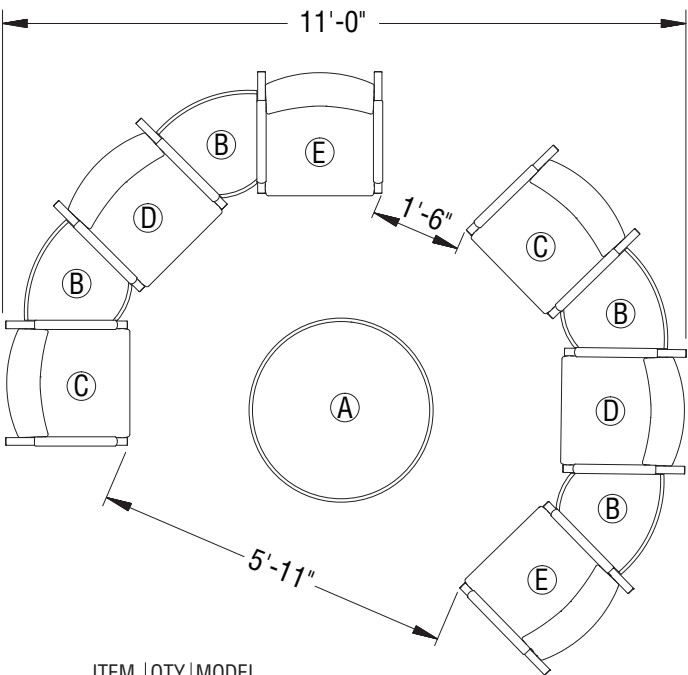


Soltice[®] Metal
Multiple Seating General Information




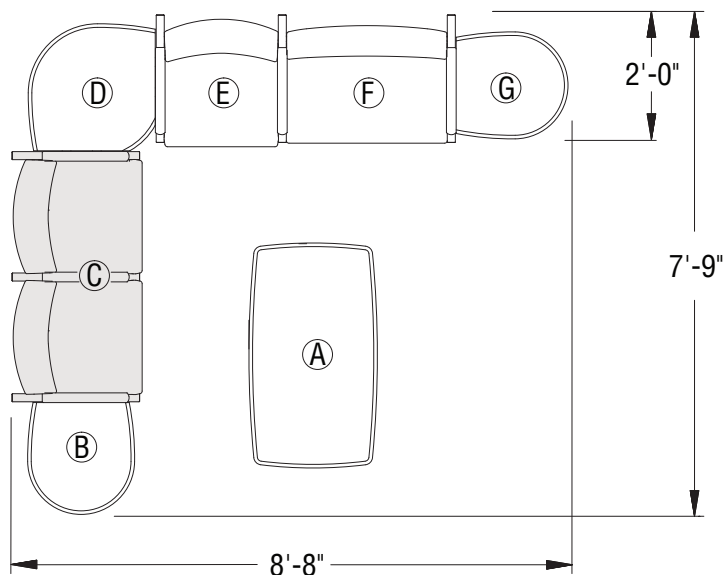
ITEM	QTY	MODEL
A	1	2221
B	1	SOM33RT
C	1	SM90IN
D	1	SOMCCCLT

Typical One Configuration



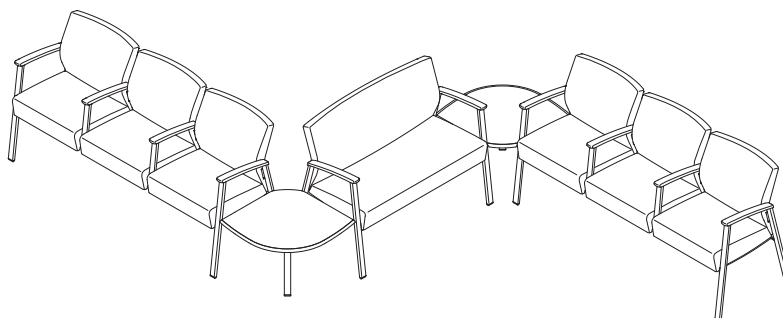
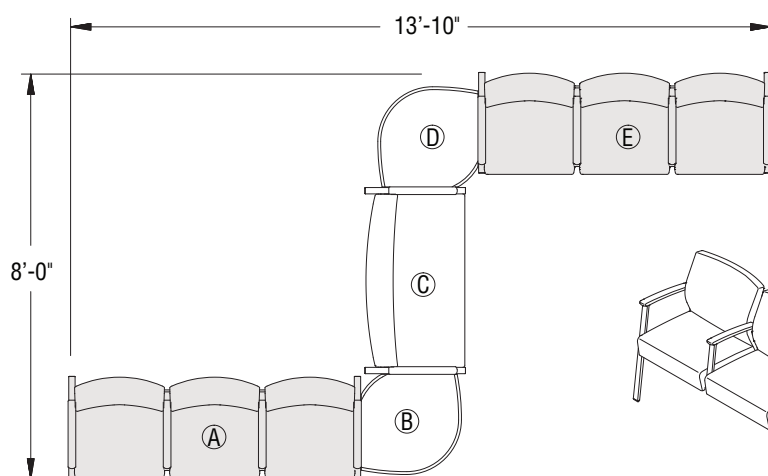
ITEM	QTY	MODEL
A	1	2205
B	4	SM45IN
C	2	SOMCRT
D	2	SOMCLTRT
E	2	SOMCLT

Typical Two Configuration



ITEM	QTY	MODEL
A	1	2221
B	1	SMETL
C	1	SOMCCLTRT
D	1	SM90IN
E	1	SOMACLT
F	1	SOMBLCRT
G	1	SMETR

Typical Three Configuration

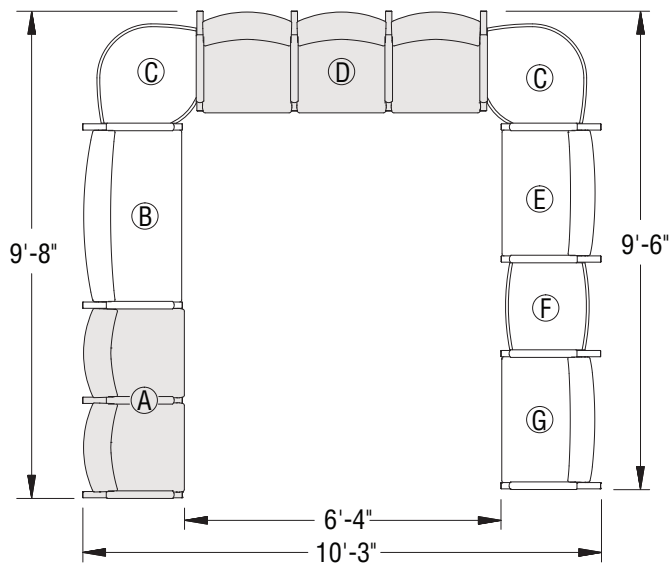


ITEM	QTY	MODEL
A	1	SOM3SRT
B	1	SM90OUT
C	1	SOM33LTRT
D	1	SM90IN
E	1	SOM3SLT


Typical Four Configuration

Soltice[®] Metal

Multiple Seating General Information



ITEM	QTY	MODEL
A	1	SOMACCL
B	1	SOM33LCRT
C	1	SOM90IN
D	1	SOMCCCLTRT
E	1	SOMBLTRT
F	1	SMCCT
G	1	SOMBLT



Typical Five Configuration



- 1 = Back (Fabric Contrast 1) C.O.M. = 1 yd
- 2 = Seat (Fabric Contrast 2) C.O.M. = 1 yd

1. Quantity of each item.
2. Model number, including options. See "How To Build a Model Number".
3. Any special service required.

- The absence of the ☐ indicates that no choice is required.
- Alpha-numeric characters in place of ☐ indicate that no other alternatives are available.

A Select basic model.

B Select non-contrast or fabric contrast 1.
Refer to color addendum at ki.com or KI
Fabrics & Finishes binder.

C Select fabric contrast 2.
Refer to color addendum at ki.com or KI
Fabrics & Finishes binder.

D Select base finish color.
Refer to color addendum at ki.com or KI
Fabrics & Finishes binder.

E Select armcaps.

WAC	- Wood armcaps (pair)
SAC	- Solid surface armcaps; add \$491
PACBL	- Black poly; add \$65
PACSA	- Sand poly; add \$65
PACWG	- Warm Grey poly; add \$65

Upcharge for two armcaps.
Solid surface armcap color is always

F Select wood finish color.
Refer to color addendum at ki.com or KI Fabrics & Finishes binder.
Wood finish selection is for wood armcaps.
For Kensington Maple add upcharge.

G Select nylon glide color.

NGFN	- Flannel (Dark Grey)
NGNT	- Natural (Cream)

H Select moisture barrier.

MB	- Moisture barrier
NMB	- No moisture barrier

See pricing column for moisture barrier upcharge.



Approx. Packaged Weight	Grade C.O.M.	Grade C	Grade D	Grade E & C.O.L.	Grade F	Grade G	Grade H	Grade I	Grade J	Grade K	Grade L Leather	Grade M Leather	Moisture Barrier add to list price
50.0#	\$ 1047	\$ 1105	\$ 1121	\$ 1139	\$ 1151	\$ 1175	\$ 1199	\$ 1230	\$ 1289	\$ 1351	\$ 1412	\$ 1533	\$ 160
50.0#	1047	1105	1121	1139	1151	1175	1199	1230	1289	1351	1412	1533	160
50.0#	1047	1105	1121	1139	1151	1175	1199	1230	1289	1351	1412	1533	160
50.0#	1047	1105	1121	1139	1151	1175	1199	1230	1289	1351	1412	1533	160
50.0#	1047	1105	1121	1139	1151	1175	1199	1230	1289	1351	1412	1533	160
50.0#	1047	1105	1121	1139	1151	1175	1199	1230	1289	1351	1412	1533	160
50.0#	1047	1105	1121	1139	1151	1175	1199	1230	1289	1351	1412	1533	160
50.0#	1047	1105	1121	1139	1151	1175	1199	1230	1289	1351	1412	1533	160
50.0#	1047	1105	1121	1139	1151	1175	1199	1230	1289	1351	1412	1533	160
50.0#	\$ 1091	\$ 1149	\$ 1164	\$ 1183	\$ 1195	\$ 1219	\$ 1243	\$ 1273	\$ 1333	\$ 1394	\$ 1455	\$ 1576	\$ 160
50.0#	1091	1149	1164	1183	1195	1219	1243	1273	1333	1394	1455	1576	160
50.0#	1091	1149	1164	1183	1195	1219	1243	1273	1333	1394	1455	1576	160
50.0#	1091	1149	1164	1183	1195	1219	1243	1273	1333	1394	1455	1576	160
50.0#	1091	1149	1164	1183	1195	1219	1243	1273	1333	1394	1455	1576	160
50.0#	1091	1149	1164	1183	1195	1219	1243	1273	1333	1394	1455	1576	160
50.0#	1091	1149	1164	1183	1195	1219	1243	1273	1333	1394	1455	1576	160
50.0#	1091	1149	1164	1183	1195	1219	1243	1273	1333	1394	1455	1576	160
50.0#	1091	1149	1164	1183	1195	1219	1243	1273	1333	1394	1455	1576	160

KENSINGTON MAPLE UPCHARGE

Kensington Maple requires extended leadtimes.

Model

All variations of One Seat Models:

SOMC \$44
SPMC \$44

All variations of Two Seat Models:

SOMCC \$65
SPMCC \$65

All variations of Three Seat Models:

SOMCCC \$87
SPMCCC \$87

California TB133 Fire Safety Code

The above seating products can be manufactured as a Special Cost Request using the appropriate flame-retardant materials and fabric selections for compliance to California Technical Bulletin 133. Please contact KI customer service for fabric compliance. Not available with moisture barrier.

Model

All variations of One Seat Models:

SOMC \$189
SPMC \$211

All variations of Two Seat Models:

SOMCC \$234
SPMCC \$265

All variations of Three Seat Models:

SOMCCC \$280
SPMCCC \$318

SPECIAL SERVICES
Special Carton Marking

With specially marked information N/C

Shipping

Shipped **assembled freight prepaid f.o.b. High Point, North Carolina 27263** factory. Freight class #175.

Specifications and prices are subject to change without prior notice.

- 1 = Back and Arms (Fabric Contrast 1) C.O.M. = 1.75 yd
- 2 = Seat (Fabric Contrast 2) C.O.M. = 1 yd

1. Quantity of each item.
2. Model number, including options. See "How To Build a Model Number".
3. Any special service required.

- The absence of the ☐ indicates that no choice is required.
- Alpha-numeric characters in place of ☐ indicate that no other alternatives are available.

Corian™ white.

- A** Select basic model.

B Select non-contrast or fabric contrast 1.
Refer to color addendum at [ki.com](#) or KI
Fabrics & Finishes binder.

C Select fabric contrast 2.
Refer to color addendum at [ki.com](#) or KI
Fabrics & Finishes binder.

D Select base finish color.
Refer to color addendum at [ki.com](#) or KI
Fabrics & Finishes binder.

E Select armcaps.

WAC	- Wood armcaps (pair)
SAC	- Solid surface armcaps; add \$491
PACBL	- Black poly; add \$65
PACSA	- Sand poly; add \$65
PACWG	- Warm Grey poly; add \$65

Upcharge for two armcaps.
Solid surface armcap color is always

F Select wood finish color.
Refer to color addendum at [ki.com](#) or KI
Fabrics & Finishes binder.
Wood finish selection is for wood
armcaps.
For Kensington Maple add upcharge.

G Select nylon glide color.

NGFN	- Flannel (Dark Grey)
NGNT	- Natural (Cream)

H Select moisture barrier.

MB	- Moisture barrier
NMB	- No moisture barrier

See pricing column for moisture barrier
upcharge.



Approx. Packaged Weight	Grade C.O.M.	Grade C	Grade D	Grade E & C.O.L.	Grade F	Grade G	Grade H	Grade I	Grade J	Grade K	Grade L Leather	Grade M Leather	Moisture Barrier add to list price
55.0#	\$ 1248	\$ 1334	\$ 1357	\$ 1384	\$ 1402	\$ 1439	\$ 1475	\$ 1521	\$ 1611	\$ 1701	\$ 1793	\$ 1974	\$ 168
55.0#	1248	1334	1357	1384	1402	1439	1475	1521	1611	1701	1793	1974	168
55.0#	1248	1334	1357	1384	1402	1439	1475	1521	1611	1701	1793	1974	168
55.0#	1248	1334	1357	1384	1402	1439	1475	1521	1611	1701	1793	1974	168
55.0#	1248	1334	1357	1384	1402	1439	1475	1521	1611	1701	1793	1974	168
55.0#	1248	1334	1357	1384	1402	1439	1475	1521	1611	1701	1793	1974	168
55.0#	1248	1334	1357	1384	1402	1439	1475	1521	1611	1701	1793	1974	168
55.0#	1248	1334	1357	1384	1402	1439	1475	1521	1611	1701	1793	1974	168
55.0#	\$ 1292	\$ 1378	\$ 1401	\$ 1428	\$ 1445	\$ 1482	\$ 1518	\$ 1564	\$ 1655	\$ 1745	\$ 1837	\$ 2018	\$ 168
55.0#	1292	1378	1401	1428	1445	1482	1518	1564	1655	1745	1837	2018	168
55.0#	1292	1378	1401	1428	1445	1482	1518	1564	1655	1745	1837	2018	168
55.0#	1292	1378	1401	1428	1445	1482	1518	1564	1655	1745	1837	2018	168
55.0#	1292	1378	1401	1428	1445	1482	1518	1564	1655	1745	1837	2018	168
55.0#	1292	1378	1401	1428	1445	1482	1518	1564	1655	1745	1837	2018	168
55.0#	1292	1378	1401	1428	1445	1482	1518	1564	1655	1745	1837	2018	168
55.0#	1292	1378	1401	1428	1445	1482	1518	1564	1655	1745	1837	2018	168
55.0#	1292	1378	1401	1428	1445	1482	1518	1564	1655	1745	1837	2018	168

KENSINGTON MAPLE UPCHARGE

Kensington Maple requires extended leadtimes.

Model

All variations of One Seat Models:

SOMC \$44
SPMC \$44

All variations of Two Seat Models:

SOMCC \$65
SPMCC \$65

All variations of Three Seat Models:

SOMCCC \$87
SPMCCC \$87

California TB133 Fire Safety Code

The above seating products can be manufactured as a Special Cost Request using the appropriate flame-retardant materials and fabric selections for compliance to California Technical Bulletin 133. Please contact KI customer service for fabric compliance. Not available with moisture barrier.

Model

All variations of One Seat Models:

SOMC \$189
SPMC \$211

All variations of Two Seat Models:

SOMCC \$234
SPMCC \$265

All variations of Three Seat Models:

SOMCCC \$280
SPMCCC \$318

SPECIAL SERVICES
Special Carton Marking

With specially marked information N/C

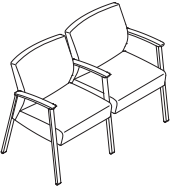
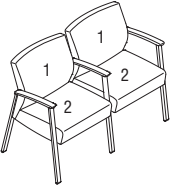
Shipping

Shipped **assembled freight prepaid f.o.b. High Point, North Carolina 27263** factory. Freight class #175.

Specifications and prices are subject to change without prior notice.

Soltice® Metal

Multiple Seating

			MODEL NUMBER								
			Basic Model	Non-Contrast or Fabric Contrast 1	Fabric Contrast 2	Base Finish	Arm Cap	Wood Finish	Glide Color	Moist. Barrier	
 <p>SMMC</p> <p>Two Seat Unit (Open Arm) Non-Contrast</p>	Features	COM									
	No Connector	3 yd	SOMCC/NC	□□□□		□□	□□	□□	□□	□□	
	Left Facing Chair Connector	3 yd	SOMCCLC/NC	□□□□		□□	□□	□□	□□	□□	
	Right Facing Chair Connector	3 yd	SOMCCRC/NC	□□□□		□□	□□	□□	□□	□□	
	Left Facing Table Connector	3 yd	SOMCCLT/NC	□□□□		□□	□□	□□	□□	□□	
	Right Facing Table Connector	3 yd	SOMCCRT/NC	□□□□		□□	□□	□□	□□	□□	
	Left and Right Facing Chair Connector	3 yd	SOMCCLCRC/NC	□□□□		□□	□□	□□	□□	□□	
	Left and Right Facing Table Connector	3 yd	SOMCCLTRT/NC	□□□□		□□	□□	□□	□□	□□	
	Left Face Chair/Right Face Table Connector	3 yd	SOMCCLCRT/NC	□□□□		□□	□□	□□	□□	□□	
	Left Face Table/ Right Face Chair Connector	3 yd	SOMCCLTRC/NC	□□□□		□□	□□	□□	□□	□□	
 <p>SMMC</p> <p>Two Seat Unit (Open Arm) Contrast</p> <p>• 1 = Back (Fabric Contrast 1) C.O.M. = 2 yd</p> <p>• 2 = Seat (Fabric Contrast 2) C.O.M. = 2 yd</p>	No Connector		SOMCC/FC	□□□□	□□□□	□□	□□	□□	□□	□□	
	Left Facing Chair Connector		SOMCCLC/FC	□□□□	□□□□	□□	□□	□□	□□	□□	
	Right Facing Chair Connector		SOMCCRC/FC	□□□□	□□□□	□□	□□	□□	□□	□□	
	Left Facing Table Connector		SOMCCLT/FC	□□□□	□□□□	□□	□□	□□	□□	□□	
	Right Facing Table Connector		SOMCCRT/FC	□□□□	□□□□	□□	□□	□□	□□	□□	
	Left and Right Facing Chair Connector		SOMCCLCRC/FC	□□□□	□□□□	□□	□□	□□	□□	□□	
	Left and Right Facing Table Connector		SOMCCLTRT/FC	□□□□	□□□□	□□	□□	□□	□□	□□	
	Left Face Chair/Right Face Table Connector		SOMCCLCRT/FC	□□□□	□□□□	□□	□□	□□	□□	□□	
	Left Face Table/ Right Face Chair Connector		SOMCCLTRC/FC	□□□□	□□□□	□□	□□	□□	□□	□□	
				A	B	C	D	E	F	G	H

HOW TO ORDER

Indicate the following information on order form:

- Quantity of each item.
- Model number, including options. See "How To Build a Model Number".
- Any special service required.

Note: • The □ indicates that a choice is required.

- The absence of the □ indicates that no choice is required.
- Alpha-numeric characters in place of □ indicate that no other alternatives are available.

HOW TO BUILD A MODEL NUMBER

A Select basic model.

B Select non-contrast or fabric contrast 1.
Refer to color addendum at ki.com or KI Fabrics & Finishes binder.

C Select fabric contrast 2.
Refer to color addendum at ki.com or KI Fabrics & Finishes binder.

D Select base finish color.
Refer to color addendum at ki.com or KI Fabrics & Finishes binder.

E Select armcaps.
WAC - Wood armcaps (pair)
SAC - Solid surface armcaps; add \$709
PACBL - Black poly; add \$98
PACSA - Sand poly; add \$98
PACWG - Warm Grey poly; add \$98
 Upcharge for three armcaps.
 Solid surface armcap color is always

Corian™ white.

F Select wood finish color.
Refer to color addendum at ki.com or KI Fabrics & Finishes binder.
Wood finish selection is for wood armcaps.
For Kensington Maple add upcharge.

G Select nylon glide color.
NGFN - Flannel (Dark Grey)
NGNT - Natural (Cream)

H Select moisture barrier.
MB - Moisture barrier
NMB - No moisture barrier
 See pricing column for moisture barrier upcharge.



Approx. Packaged Weight	Grade C.O.M.	Grade C	Grade D	Grade E & C.O.L.	Grade F	Grade G	Grade H	Grade I	Grade J	Grade K	Grade L Leather	Grade M Leather	Moisture Barrier add to list price
95.0#	\$ 1814	\$ 1929	\$ 1960	\$ 1996	\$ 2020	\$ 2069	\$ 2117	\$ 2178	\$ 2299	\$ 2420	\$ 2541	\$ 2783	\$ 177
95.0#	1814	1929	1960	1996	2020	2069	2117	2178	2299	2420	2541	2783	177
95.0#	1814	1929	1960	1996	2020	2069	2117	2178	2299	2420	2541	2783	177
95.0#	1814	1929	1960	1996	2020	2069	2117	2178	2299	2420	2541	2783	177
95.0#	1814	1929	1960	1996	2020	2069	2117	2178	2299	2420	2541	2783	177
95.0#	1814	1929	1960	1996	2020	2069	2117	2178	2299	2420	2541	2783	177
95.0#	1814	1929	1960	1996	2020	2069	2117	2178	2299	2420	2541	2783	177
95.0#	1814	1929	1960	1996	2020	2069	2117	2178	2299	2420	2541	2783	177
95.0#	1814	1929	1960	1996	2020	2069	2117	2178	2299	2420	2541	2783	177
95.0#	1814	1929	1960	1996	2020	2069	2117	2178	2299	2420	2541	2783	177
95.0#	\$ 1890	\$ 2006	\$ 2036	\$ 2072	\$ 2096	\$ 2145	\$ 2193	\$ 2254	\$ 2375	\$ 2496	\$ 2617	\$ 2859	\$ 177
95.0#	1890	2006	2036	2072	2096	2145	2193	2254	2375	2496	2617	2859	177
95.0#	1890	2006	2036	2072	2096	2145	2193	2254	2375	2496	2617	2859	177
95.0#	1890	2006	2036	2072	2096	2145	2193	2254	2375	2496	2617	2859	177
95.0#	1890	2006	2036	2072	2096	2145	2193	2254	2375	2496	2617	2859	177
95.0#	1890	2006	2036	2072	2096	2145	2193	2254	2375	2496	2617	2859	177
95.0#	1890	2006	2036	2072	2096	2145	2193	2254	2375	2496	2617	2859	177
95.0#	1890	2006	2036	2072	2096	2145	2193	2254	2375	2496	2617	2859	177
95.0#	1890	2006	2036	2072	2096	2145	2193	2254	2375	2496	2617	2859	177

KENSINGTON MAPLE UPCHARGE

Kensington Maple requires extended leadtimes.

Model

All variations of One Seat Models:

SOMC \$44
SPMC \$44

All variations of Two Seat Models:

SOMCC \$65
SPMCC \$65

All variations of Three Seat Models:

SOMCCC \$87
SPMCCC \$87

California TB133 Fire Safety Code

The above seating products can be manufactured as a Special Cost Request using the appropriate flame-retardant materials and fabric selections for compliance to California Technical Bulletin 133. Please contact KI customer service for fabric compliance. Not available with moisture barrier.

Model

All variations of One Seat Models:

SOMC \$189
SPMC \$211

All variations of Two Seat Models:

SOMCC \$234
SPMCC \$265

All variations of Three Seat Models:

SOMCCC \$280
SPMCCC \$318

SPECIAL SERVICES
Special Carton Marking

With specially marked information N/C

Shipping

Shipped **assembled freight prepaid f.o.b. High Point, North Carolina 27263** factory. Freight class #175.

Specifications and prices are subject to change without prior notice.

H Select moisture barrier.

MB	- Moisture barrier
NMB	- No moisture barrier

See pricing column for moisture barrier upcharge.

Specifications and prices are subject to change without prior notice.

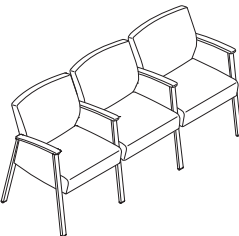
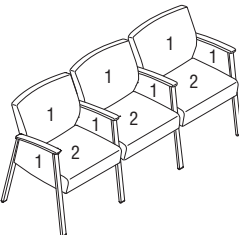
See pricing column for moisture barrier upcharge.

[illegible]

Specifications and prices are subject to change without prior notice.

Soltice® Metal

Multiple Seating

			MODEL NUMBER								
	Features	COM	Basic Model	Non-Contrast or Fabric Contrast 1	Fabric Contrast 2	Base Finish	Arm Cap	Wood Finish	Glide Color	Moist. Barrier	
	No Connector	5.75 yd	SPMCCC/NC	□□□□		□□	□□	□□	□□	□□	
	Left Facing Chair Connector	5.75 yd	SPMCCCLC/NC	□□□□		□□	□□	□□	□□	□□	
	Right Facing Chair Connector	5.75 yd	SPMCCCR/NC	□□□□		□□	□□	□□	□□	□□	
	Left Facing Table Connector	5.75 yd	SPMCCCLT/NC	□□□□		□□	□□	□□	□□	□□	
	Right Facing Table Connector	5.75 yd	SPMCCCRT/NC	□□□□		□□	□□	□□	□□	□□	
	Left and Right Facing Chair Connector	5.75 yd	SPMCCCLCRC/NC	□□□□		□□	□□	□□	□□	□□	
	Left and Right Facing Table Connector	5.75 yd	SPMCCCLTRT/NC	□□□□		□□	□□	□□	□□	□□	
	Left Face Chair/Right Face Table Connect	5.75 yd	SPMCCCLCRT/NC	□□□□		□□	□□	□□	□□	□□	
	Left Face Table/ Right Face Chair Connect	5.75 yd	SPMCCCLTRC/NC	□□□□		□□	□□	□□	□□	□□	
SMMC											
Three Seat Unit (Closed Arm) Non-Contrast											
	No Connector		SPMCCC/FC	□□□□	□□□□	□□	□□	□□	□□	□□	
	Left Facing Chair Connector		SPMCCCLC/FC	□□□□	□□□□	□□	□□	□□	□□	□□	
	Right Facing Chair Connector		SPMCCCR/FC	□□□□	□□□□	□□	□□	□□	□□	□□	
	Left Facing Table Connector		SPMCCCLT/FC	□□□□	□□□□	□□	□□	□□	□□	□□	
	Right Facing Table Connector		SPMCCCRT/FC	□□□□	□□□□	□□	□□	□□	□□	□□	
	Left and Right Facing Chair Connector		SPMCCCLCRC/FC	□□□□	□□□□	□□	□□	□□	□□	□□	
	Left and Right Facing Table Connector		SPMCCCLTRT/FC	□□□□	□□□□	□□	□□	□□	□□	□□	
	Left Face Chair/Right Face Table Connect		SPMCCCLCRT/FC	□□□□	□□□□	□□	□□	□□	□□	□□	
	Left Face Table/ Right Face Chair Connect		SPMCCCLTRC/FC	□□□□	□□□□	□□	□□	□□	□□	□□	
SMMC											
Three Seat Unit (Closed Arm) Contrast											
• 1 = Back and arms (Fabric Contrast 1) C.O.M. = 4.75 yd											
• 2 = Seat (Fabric Contrast 2) C.O.M. = 3 yd											
			A	B	C	D	E	F	G	H	



Approx. Packaged Weight	Grade C.O.M.	Grade C	Grade D	Grade E & C.O.L.	Grade F	Grade G	Grade H	Grade I	Grade J	Grade K	Grade L Leather	Grade M Leather	Moisture Barrier add to list price
135.0#	\$ 2873	\$ 3093	\$ 3151	\$ 3221	\$ 3268	\$ 3360	\$ 3453	\$ 3570	\$ 3802	\$ 4034	\$ 4266	\$ 4730	\$ 208
135.0#	2873	3093	3151	3221	3268	3360	3453	3570	3802	4034	4266	4730	208
135.0#	2873	3093	3151	3221	3268	3360	3453	3570	3802	4034	4266	4730	208
135.0#	2873	3093	3151	3221	3268	3360	3453	3570	3802	4034	4266	4730	208
135.0#	2873	3093	3151	3221	3268	3360	3453	3570	3802	4034	4266	4730	208
135.0#	2873	3093	3151	3221	3268	3360	3453	3570	3802	4034	4266	4730	208
135.0#	2873	3093	3151	3221	3268	3360	3453	3570	3802	4034	4266	4730	208
135.0#	2873	3093	3151	3221	3268	3360	3453	3570	3802	4034	4266	4730	208

135.0#	\$ 2982	\$ 3202	\$ 3260	\$ 3330	\$ 3377	\$ 3469	\$ 3562	\$ 3679	\$ 3911	\$ 4143	\$ 4375	\$ 4839	\$ 208
135.0#	2982	3202	3260	3330	3377	3469	3562	3679	3911	4143	4375	4839	208
135.0#	2982	3202	3260	3330	3377	3469	3562	3679	3911	4143	4375	4839	208
135.0#	2982	3202	3260	3330	3377	3469	3562	3679	3911	4143	4375	4839	208
135.0#	2982	3202	3260	3330	3377	3469	3562	3679	3911	4143	4375	4839	208
135.0#	2982	3202	3260	3330	3377	3469	3562	3679	3911	4143	4375	4839	208
135.0#	2982	3202	3260	3330	3377	3469	3562	3679	3911	4143	4375	4839	208
135.0#	2982	3202	3260	3330	3377	3469	3562	3679	3911	4143	4375	4839	208

KENSINGTON MAPLE UPCHARGE

Kensington Maple requires extended leadtimes.

Model

All variations of One Seat Models:

SOMC	\$44
SPMC	\$44

All variations of Two Seat Models:

SOMCC	\$65
SPMCC	\$65

All variations of Three Seat Models:

SOMCCC	\$87
SPMCCC	\$87

California TB133 Fire Safety Code

The above seating products can be manufactured as a Special Cost Request using the appropriate flame-retardant materials and fabric selections for compliance to California Technical Bulletin 133. Please contact KI customer service for fabric compliance. Not available with moisture barrier.

Model

All variations of One Seat Models:

SOMC	\$189
SPMC	\$211

All variations of Two Seat Models:

SOMCC	\$234
SPMCC	\$265

All variations of Three Seat Models:

SOMCCC	\$280
SPMCCC	\$318

SPECIAL SERVICES
Special Carton Marking

With specially marked information N/C

Shipping

Shipped **assembled freight prepaid f.o.b. High Point, North Carolina 27263** factory. Freight class #175.

Specifications and prices are subject to change without prior notice.

See pricing column for moisture barrier upcharge.

Specifications and prices are subject to change without prior notice.

HOW TO ORDER

1. Quantity of each item.
2. Model number, including options. See "How To Build a Model Number".
3. Any special service required.

- The absence of the ☐ indicates that no choice is required.
- Alpha-numeric characters in place of ☐ indicate that no other alternatives are available.

Corian™ white.

- | | | | | | | | | | | | | | | | | | | | |
|--|------------------------------------|-----------------------|------------|------------------------------------|--------------|------------------------|--------------|-----------------------|--------------|----------------------------|--|-------------|-----------------------|-------------|-------------------|-----------|--------------------|------------|-----------------------|
| <p>A Select basic model.</p> <p>B Select non-contrast or fabric contrast 1.
Refer to color addendum at ki.com or KI Fabrics & Finishes binder.</p> <p>C Select fabric contrast 2.
Refer to color addendum at ki.com or KI Fabrics & Finishes binder.</p> <p>D Select base finish color.
Refer to color addendum at ki.com or KI Fabrics & Finishes binder.</p> <p>E Select armcaps.</p> <table border="0"> <tr> <td>WAC</td> <td>- Wood armcaps (pair)</td> </tr> <tr> <td>SAC</td> <td>- Solid surface armcaps; add \$491</td> </tr> <tr> <td>PACBL</td> <td>- Black poly; add \$65</td> </tr> <tr> <td>PACSA</td> <td>- Sand poly; add \$65</td> </tr> <tr> <td>PACWG</td> <td>- Warm Grey poly; add \$65</td> </tr> </table> <p>Upcharge for four armcaps.
Solid surface armcap color is always</p> | WAC | - Wood armcaps (pair) | SAC | - Solid surface armcaps; add \$491 | PACBL | - Black poly; add \$65 | PACSA | - Sand poly; add \$65 | PACWG | - Warm Grey poly; add \$65 | <p>F Select wood finish color.
Refer to color addendum at ki.com or KI Fabrics & Finishes binder.
Wood finish selection is for wood armcaps.
For Kensington Maple add upcharge.</p> <p>G Select nylon glide color.</p> <table border="0"> <tr> <td>NGFN</td> <td>- Flannel (Dark Grey)</td> </tr> <tr> <td>NGNT</td> <td>- Natural (Cream)</td> </tr> </table> <p>H Select moisture barrier.</p> <table border="0"> <tr> <td>MB</td> <td>- Moisture barrier</td> </tr> <tr> <td>NMB</td> <td>- No moisture barrier</td> </tr> </table> <p>See pricing column for moisture barrier upcharge.</p> | NGFN | - Flannel (Dark Grey) | NGNT | - Natural (Cream) | MB | - Moisture barrier | NMB | - No moisture barrier |
| WAC | - Wood armcaps (pair) | | | | | | | | | | | | | | | | | | |
| SAC | - Solid surface armcaps; add \$491 | | | | | | | | | | | | | | | | | | |
| PACBL | - Black poly; add \$65 | | | | | | | | | | | | | | | | | | |
| PACSA | - Sand poly; add \$65 | | | | | | | | | | | | | | | | | | |
| PACWG | - Warm Grey poly; add \$65 | | | | | | | | | | | | | | | | | | |
| NGFN | - Flannel (Dark Grey) | | | | | | | | | | | | | | | | | | |
| NGNT | - Natural (Cream) | | | | | | | | | | | | | | | | | | |
| MB | - Moisture barrier | | | | | | | | | | | | | | | | | | |
| NMB | - No moisture barrier | | | | | | | | | | | | | | | | | | |



Approx. Packaged Weight	Grade C.O.M.	Grade C	Grade D	Grade E & C.O.L.	Grade F	Grade G	Grade H	Grade I	Grade J	Grade K	Grade L Leather	Grade M Leather	Moisture Barrier add to list price
80.0#	\$ 1915	\$ 2031	\$ 2060	\$ 2097	\$ 2121	\$ 2169	\$ 2218	\$ 2278	\$ 2399	\$ 2521	\$ 2642	\$ 2884	\$ 183
80.0#	1915	2031	2060	2097	2121	2169	2218	2278	2399	2521	2642	2884	183
80.0#	1915	2031	2060	2097	2121	2169	2218	2278	2399	2521	2642	2884	183
80.0#	1915	2031	2060	2097	2121	2169	2218	2278	2399	2521	2642	2884	183
80.0#	1915	2031	2060	2097	2121	2169	2218	2278	2399	2521	2642	2884	183
80.0#	1915	2031	2060	2097	2121	2169	2218	2278	2399	2521	2642	2884	183
80.0#	1915	2031	2060	2097	2121	2169	2218	2278	2399	2521	2642	2884	183
80.0#	1915	2031	2060	2097	2121	2169	2218	2278	2399	2521	2642	2884	183
80.0#	1915	2031	2060	2097	2121	2169	2218	2278	2399	2521	2642	2884	183
80.0#	\$ 1970	\$ 2085	\$ 2115	\$ 2152	\$ 2176	\$ 2224	\$ 2273	\$ 2333	\$ 2454	\$ 2576	\$ 2697	\$ 2939	\$ 183
80.0#	1970	2085	2115	2152	2176	2224	2273	2333	2454	2576	2697	2939	183
80.0#	1970	2085	2115	2152	2176	2224	2273	2333	2454	2576	2697	2939	183
80.0#	1970	2085	2115	2152	2176	2224	2273	2333	2454	2576	2697	2939	183
80.0#	1970	2085	2115	2152	2176	2224	2273	2333	2454	2576	2697	2939	183
80.0#	1970	2085	2115	2152	2176	2224	2273	2333	2454	2576	2697	2939	183
80.0#	1970	2085	2115	2152	2176	2224	2273	2333	2454	2576	2697	2939	183
80.0#	1970	2085	2115	2152	2176	2224	2273	2333	2454	2576	2697	2939	183
80.0#	1970	2085	2115	2152	2176	2224	2273	2333	2454	2576	2697	2939	183

KENSINGTON MAPLE UPCHARGE

Kensington Maple requires extended leadtimes.

Model

All variations of Bariatric Models:

SOMB \$44
SPMB \$44

All variations of Loveseat Models:

SOM33 \$44
SPM33 \$44

All variations of Spanner Models:

SOM3S \$87
SPM3S \$87

California TB133 Fire Safety Code

The above seating products can be manufactured as a Special Cost Request using the appropriate flame-retardant materials and fabric selections for compliance to California Technical Bulletin 133. Please contact KI customer service for fabric compliance. Not available with moisture barrier.

Model

All variations of Bariatric Models:

SOMB \$210
SPMB \$243

All variations of Loveseat Models:

SOM33 \$231
SPM33 \$263

All variations of Spanner Models:

SOM3S \$289
SPM3S \$328

SPECIAL SERVICES
Special Carton Marking

With specially marked information N/C

Shipping

Shipped **assembled freight prepaid f.o.b. High Point, North Carolina 27263** factory. Freight class #175.

Specifications and prices are subject to change without prior notice.

- 1 = Back (Fabric Contrast 1) C.O.M. = 1.5 yd
- 2 = Seat (Fabric Contrast 2) C.O.M. = 1 yd

1. Quantity of each item.
2. Model number, including options. See "How To Build a Model Number".
3. Any special service required.

- The absence of the ☐ indicates that no choice is required.
- Alpha-numeric characters in place of ☐ indicate that no other alternatives are available.

Corian™ white.

- A** Select basic model.
- B** Select non-contrast or fabric contrast 1.
Refer to color addendum at ki.com or KI
Fabrics & Finishes binder.
- C** Select fabric contrast 2.
Refer to color addendum at ki.com or KI
Fabrics & Finishes binder.
- D** Select base finish color.
Refer to color addendum at ki.com or KI
Fabrics & Finishes binder.
- E** Select armcaps.
- | | |
|--------------|------------------------------------|
| WAC | - Wood armcaps (pair) |
| SAC | - Solid surface armcaps; add \$491 |
| PACBL | - Black poly; add \$65 |
| PACSA | - Sand poly; add \$65 |
| PACWG | - Warm Grey poly; add \$65 |
- Upcharge for four armcaps.
Solid surface armcap color is always
- F** Select wood finish color.
Refer to color addendum at ki.com or KI
Fabrics & Finishes binder.
Wood finish selection is for wood
armcaps.
For Kensington Maple add upcharge.
- G** Select nylon glide color.
- | | |
|-------------|-----------------------|
| NGFN | - Flannel (Dark Grey) |
| NGNT | - Natural (Cream) |
- H** Select moisture barrier.
- | | |
|------------|-----------------------|
| MB | - Moisture barrier |
| NMB | - No moisture barrier |
- See pricing column for moisture barrier
upcharge.



Approx. Packaged Weight	Grade C.O.M.	Grade C	Grade D	Grade E & C.O.L.	Grade F	Grade G	Grade H	Grade I	Grade J	Grade K	Grade L Leather	Grade M Leather	Moisture Barrier add to list price
95.0#	\$ 1842	\$ 1938	\$ 1963	\$ 1994	\$ 2014	\$ 2055	\$ 2095	\$ 2145	\$ 2246	\$ 2347	\$ 2448	\$ 2650	\$ 181
95.0#	1842	1938	1963	1994	2014	2055	2095	2145	2246	2347	2448	2650	181
95.0#	1842	1938	1963	1994	2014	2055	2095	2145	2246	2347	2448	2650	181
95.0#	1842	1938	1963	1994	2014	2055	2095	2145	2246	2347	2448	2650	181
95.0#	1842	1938	1963	1994	2014	2055	2095	2145	2246	2347	2448	2650	181
95.0#	1842	1938	1963	1994	2014	2055	2095	2145	2246	2347	2448	2650	181
95.0#	1842	1938	1963	1994	2014	2055	2095	2145	2246	2347	2448	2650	181
95.0#	1842	1938	1963	1994	2014	2055	2095	2145	2246	2347	2448	2650	181
95.0#	\$ 1902	\$ 1998	\$ 2023	\$ 2054	\$ 2074	\$ 2115	\$ 2155	\$ 2205	\$ 2306	\$ 2407	\$ 2508	\$ 2710	\$ 181
95.0#	1902	1998	2023	2054	2074	2115	2155	2205	2306	2407	2508	2710	181
95.0#	1902	1998	2023	2054	2074	2115	2155	2205	2306	2407	2508	2710	181
95.0#	1902	1998	2023	2054	2074	2115	2155	2205	2306	2407	2508	2710	181
95.0#	1902	1998	2023	2054	2074	2115	2155	2205	2306	2407	2508	2710	181
95.0#	1902	1998	2023	2054	2074	2115	2155	2205	2306	2407	2508	2710	181
95.0#	1902	1998	2023	2054	2074	2115	2155	2205	2306	2407	2508	2710	181
95.0#	1902	1998	2023	2054	2074	2115	2155	2205	2306	2407	2508	2710	181
95.0#	1902	1998	2023	2054	2074	2115	2155	2205	2306	2407	2508	2710	181

KENSINGTON MAPLE UPCHARGE

Kensington Maple requires extended leadtimes.

Model

All variations of Bariatric Models:

SOMB \$44
SPMB \$44

All variations of Loveseat Models:

SOM33 \$44
SPM33 \$44

All variations of Spanner Models:

SOM3S \$87
SPM3S \$87

California TB133 Fire Safety Code

The above seating products can be manufactured as a Special Cost Request using the appropriate flame-retardant materials and fabric selections for compliance to California Technical Bulletin 133. Please contact KI customer service for fabric compliance. Not available with moisture barrier.

Model

All variations of Bariatric Models:

SOMB \$210
SPMB \$243

All variations of Loveseat Models:

SOM33 \$231
SPM33 \$263

All variations of Spanner Models:

SOM3S \$289
SPM3S \$328

SPECIAL SERVICES
Special Carton Marking

With specially marked information N/C



Shipping

Shipped **assembled freight prepaid f.o.b. High Point, North Carolina 27263** factory. Freight class #175.

Specifications and prices are subject to change without prior notice.

Soltice® Metal

Multiple Seating

			MODEL NUMBER								
			Basic Model	Non-Contrast or Fabric Contrast 1	Fabric Contrast 2	Base Finish	Arm Cap	Wood Finish	Glide Color	Moist. Barrier	
 SMML Loveseat (Closed Arm) Non-Contrast	Features	COM									
	No Connector	3.25 yd	SPM33/NC	□□□□		□□	□□	□□	□□	□□	
	Left Facing Chair Connector	3.25 yd	SPM33LC/NC	□□□□		□□	□□	□□	□□	□□	
	Right Facing Chair Connector	3.25 yd	SPM33RC/NC	□□□□		□□	□□	□□	□□	□□	
	Left Facing Table Connector	3.25 yd	SPM33LT/NC	□□□□		□□	□□	□□	□□	□□	
	Right Facing Table Connector	3.25 yd	SPM33RT/NC	□□□□		□□	□□	□□	□□	□□	
	Left and Right Facing Chair Connector	3.25 yd	SPM33LCRC/NC	□□□□		□□	□□	□□	□□	□□	
	Left and Right Facing Table Connector	3.25 yd	SPM33LTRT/NC	□□□□		□□	□□	□□	□□	□□	
	Left Face Chair/Right Face Table Connector	3.25 yd	SPM33LCRT/NC	□□□□		□□	□□	□□	□□	□□	
	Left Face Table/ Right Face Chair Connector	3.25 yd	SPM33LTRC/NC	□□□□		□□	□□	□□	□□	□□	
 SMML Loveseat (Closed Arm) Contrast	No Connector		SPM33/FC	□□□□	□□□□	□□	□□	□□	□□	□□	
	Left Facing Chair Connector		SPM33LC/FC	□□□□	□□□□	□□	□□	□□	□□	□□	
	Right Facing Chair Connector		SPM33RC/FC	□□□□	□□□□	□□	□□	□□	□□	□□	
	Left Facing Table Connector		SPM33LT/FC	□□□□	□□□□	□□	□□	□□	□□	□□	
	Right Facing Table Connector		SPM33RT/FC	□□□□	□□□□	□□	□□	□□	□□	□□	
	Left and Right Facing Chair Connector		SPM33LCRC/FC	□□□□	□□□□	□□	□□	□□	□□	□□	
	Left and Right Facing Table Connector		SPM33LTRT/FC	□□□□	□□□□	□□	□□	□□	□□	□□	
	Left Face Chair/Right Face Table Connector		SPM33LCRT/FC	□□□□	□□□□	□□	□□	□□	□□	□□	
	Left Face Table/ Right Face Chair Connector		SPM33LTRC/FC	□□□□	□□□□	□□	□□	□□	□□	□□	
			A	B	C	D	E	F	G	H	

- 1 = Back (Fabric Contrast 1) C.O.M. = 2.5 yd
- 2 = Seat (Fabric Contrast 2) C.O.M. = 1 yd

HOW TO ORDER

Indicate the following information on order form:

- Quantity of each item.
- Model number, including options. See "How To Build a Model Number".
- Any special service required.

Note: • The ☐ indicates that a choice is required.

- The absence of the ☐ indicates that no choice is required.
- Alpha-numeric characters in place of ☐ indicate that no other alternatives are available.

HOW TO BUILD A MODEL NUMBER

A Select basic model.

B Select non-contrast or fabric contrast 1.
Refer to color addendum at ki.com or KI Fabrics & Finishes binder.

C Select fabric contrast 2.
Refer to color addendum at ki.com or KI Fabrics & Finishes binder.

D Select base finish color.
Refer to color addendum at ki.com or KI Fabrics & Finishes binder.

E Select armcaps.
WAC - Wood armcaps (pair)
SAC - Solid surface armcaps; add \$491
PACBL - Black poly; add \$65
PACSA - Sand poly; add \$65
PACWG - Warm Grey poly; add \$65
 Upcharge for four armcaps.
 Solid surface armcap color is always

Corian™ white.

F Select wood finish color.
Refer to color addendum at ki.com or KI Fabrics & Finishes binder.
Wood finish selection is for wood armcaps.
For Kensington Maple add upcharge.

G Select nylon glide color.
NGFN - Flannel (Dark Grey)
NGNT - Natural (Cream)

H Select moisture barrier.
MB - Moisture barrier
NMB - No moisture barrier
 See pricing column for moisture barrier upcharge.



Approx. Packaged Weight	Grade C.O.M.	Grade C	Grade D	Grade E & C.O.L.	Grade F	Grade G	Grade H	Grade I	Grade J	Grade K	Grade L Leather	Grade M Leather	Moisture Barrier add to list price
105.0#	\$ 2076	\$ 2201	\$ 2233	\$ 2273	\$ 2299	\$ 2351	\$ 2403	\$ 2470	\$ 2601	\$ 2732	\$ 2863	\$ 3126	\$ 195
105.0#	2076	2201	2233	2273	2299	2351	2403	2470	2601	2732	2863	3126	195
105.0#	2076	2201	2233	2273	2299	2351	2403	2470	2601	2732	2863	3126	195
105.0#	2076	2201	2233	2273	2299	2351	2403	2470	2601	2732	2863	3126	195
105.0#	2076	2201	2233	2273	2299	2351	2403	2470	2601	2732	2863	3126	195
105.0#	2076	2201	2233	2273	2299	2351	2403	2470	2601	2732	2863	3126	195
105.0#	2076	2201	2233	2273	2299	2351	2403	2470	2601	2732	2863	3126	195
105.0#	2076	2201	2233	2273	2299	2351	2403	2470	2601	2732	2863	3126	195
105.0#	\$ 2136	\$ 2261	\$ 2293	\$ 2333	\$ 2359	\$ 2411	\$ 2463	\$ 2530	\$ 2661	\$ 2791	\$ 2923	\$ 3186	\$ 195
105.0#	2136	2261	2293	2333	2359	2411	2463	2530	2661	2791	2923	3186	195
105.0#	2136	2261	2293	2333	2359	2411	2463	2530	2661	2791	2923	3186	195
105.0#	2136	2261	2293	2333	2359	2411	2463	2530	2661	2791	2923	3186	195
105.0#	2136	2261	2293	2333	2359	2411	2463	2530	2661	2791	2923	3186	195
105.0#	2136	2261	2293	2333	2359	2411	2463	2530	2661	2791	2923	3186	195
105.0#	2136	2261	2293	2333	2359	2411	2463	2530	2661	2791	2923	3186	195
105.0#	2136	2261	2293	2333	2359	2411	2463	2530	2661	2791	2923	3186	195
105.0#	2136	2261	2293	2333	2359	2411	2463	2530	2661	2791	2923	3186	195

KENSINGTON MAPLE UPCHARGE

Kensington Maple requires extended leadtimes.

Model

All variations of Bariatric Models:

SOMB \$44
SPMB \$44

All variations of Loveseat Models:

SOM33 \$44
SPM33 \$44

All variations of Spanner Models:

SOM3S \$87
SPM3S \$87

California TB133 Fire Safety Code

The above seating products can be manufactured as a Special Cost Request using the appropriate flame-retardant materials and fabric selections for compliance to California Technical Bulletin 133. Please contact KI customer service for fabric compliance. Not available with moisture barrier.

Model

All variations of Bariatric Models:

SOMB \$210
SPMB \$243

All variations of Loveseat Models:

SOM33 \$231
SPM33 \$263

All variations of Spanner Models:

SOM3S \$289
SPM3S \$328

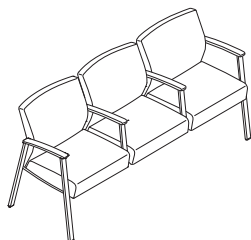
SPECIAL SERVICES
Special Carton Marking

With specially marked information N/C

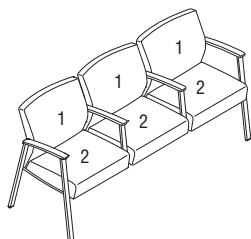
Shipping

Shipped **assembled freight prepaid f.o.b. High Point, North Carolina 27263** factory. Freight class #175.

Specifications and prices are subject to change without prior notice.

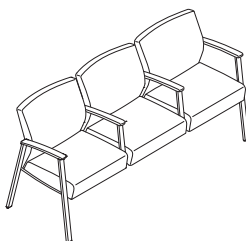
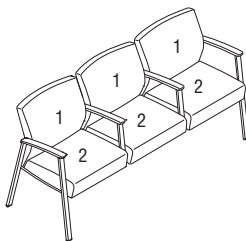


Three Seat Spanner (Open Arm) Non-Contrast



Three Seat Spanner (Open Arm) Contrast

- 1 = Back (Fabric Contrast 1) C.O.M. = 3 yd
- 2 = Seat (Fabric Contrast 2) C.O.M. = 3 yd

			MODEL NUMBER								
			Basic Model	Non-Contrast or Fabric Contrast 1	Fabric Contrast 2	Base Finish	Arm Cap	Wood Finish	Glide Color	Moist. Barrier	
Features	COM										
	No Connector	4.5 yd	SOM3S/NC	□□□□		□□	□□	□□	□□	□□	
	Left Facing Table Connector	4.5 yd	SOM3SLT/NC	□□□□		□□	□□	□□	□□	□□	
	Right Facing Table Connector	4.5 yd	SOM3SRT/NC	□□□□		□□	□□	□□	□□	□□	
	Left and Right Facing Table Connector	4.5 yd	SOM3SLTRT/NC	□□□□		□□	□□	□□	□□	□□	
SMMS											
Three Seat Spanner (Open Arm) Non-Contrast											
	No Connector		SOM3S/FC	□□□□	□□□□	□□	□□	□□	□□	□□	
	Left Facing Table Connector		SOM3SLT/FC	□□□□	□□□□	□□	□□	□□	□□	□□	
	Right Facing Table Connector		SOM3SRT/FC	□□□□	□□□□	□□	□□	□□	□□	□□	
	Left and Right Facing Table Connector		SOM3SLTRT/FC	□□□□	□□□□	□□	□□	□□	□□	□□	
SMMS											
Three Seat Spanner (Open Arm) Contrast											
• 1 = Back (Fabric Contrast 1) C.O.M. = 3 yd											
• 2 = Seat (Fabric Contrast 2) C.O.M. = 3 yd											

1. Quantity of each item.
2. Model number, including options. See "How To Build a Model Number".
3. Any special service required.

- The absence of the ☐ indicates that no choice is required.
- Alpha-numeric characters in place of ☐ indicate that no other alternatives are available.

Corian™ white.


- A** Select basic model.
- B** Select non-contrast or fabric contrast 1.
Refer to color addendum at ki.com or KI
Fabrics & Finishes binder.
- C** Select fabric contrast 2.
Refer to color addendum at ki.com or KI
Fabrics & Finishes binder.
- D** Select base finish color.
Refer to color addendum at ki.com or KI
Fabrics & Finishes binder.
- E** Select armcaps.

WAC	- Wood armcaps (pair)
SAC	- Solid surface armcaps; add \$927
PACBL	- Black poly; add \$131
PACSA	- Sand poly; add \$131
PACWG	- Warm Grey poly; add \$131

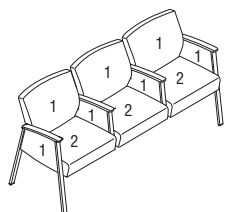
 Upcharge for four armcaps.
Solid surface armcap color is always

- F** Select wood finish color.
Refer to color addendum at ki.com or KI
Fabrics & Finishes binder.
Wood finish selection is for wood
armcaps.
For Kensington Maple add upcharge.
- G** Select nylon glide color.
- | | |
|-------------|-----------------------|
| NGFN | - Flannel (Dark Grey) |
| NGNT | - Natural (Cream) |
- H** Select moisture barrier.
- | | |
|------------|-----------------------|
| MB | - Moisture barrier |
| NMB | - No moisture barrier |
- See pricing column for moisture barrier
upcharge.

Specifications and prices are subject to change without prior notice.


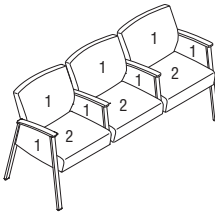


Three Seat Spanner (Closed Arm) Non-Contrast



Three Seat Spanner (Closed Arm) Contrast

- 1 = Back (Fabric Contrast 1) C.O.M. = 4.75 yd
- 2 = Seat (Fabric Contrast 2) C.O.M. = 3 yd

			MODEL NUMBER								
	Features	COM	Basic Model	Non-Contrast or Fabric Contrast 1	Fabric Contrast 2	Base Finish	Arm Cap	Wood Finish	Glide Color	Moist. Barrier	
	No Connector	5.75 yd	SPM3S/NC	□□□□		□□	□□	□□	□□	□□	
	Left Facing Table Connector	5.75 yd	SPM3SLT/NC	□□□□		□□	□□	□□	□□	□□	
	Right Facing Table Connector	5.75 yd	SPM3SRT/NC	□□□□		□□	□□	□□	□□	□□	
	Left and Right Facing Table Connector	5.75 yd	SPM3SLTRT/NC	□□□□		□□	□□	□□	□□	□□	
SMMS											
Three Seat Spanner (Closed Arm) Non-Contrast											
	No Connector		SPM3S/FC	□□□□	□□□□	□□	□□	□□	□□	□□	
	Left Facing Table Connector		SPM3SLT/FC	□□□□	□□□□	□□	□□	□□	□□	□□	
	Right Facing Table Connector		SPM3SRT/FC	□□□□	□□□□	□□	□□	□□	□□	□□	
	Left and Right Facing Table Connector		SPM3SLTRT/FC	□□□□	□□□□	□□	□□	□□	□□	□□	
SMMS											
Three Seat Spanner (Closed Arm) Contrast											
• 1 = Back (Fabric Contrast 1) C.O.M. = 4.75 yd											
• 2 = Seat (Fabric Contrast 2) C.O.M. = 3 yd											
			A	B	C	D	E	F	G	H	

1. Quantity of each item.
2. Model number, including options. See "How To Build a Model Number".
3. Any special service required.

- The absence of the ☐ indicates that no choice is required.
- Alpha-numeric characters in place of ☐ indicate that no other alternatives are available.

Corian™ white.

- A** Select basic model.
- B** Select non-contrast or fabric contrast 1.
Refer to color addendum at ki.com or KI
Fabrics & Finishes binder.
- C** Select fabric contrast 2.
Refer to color addendum at ki.com or KI
Fabrics & Finishes binder.
- D** Select base finish color.
Refer to color addendum at ki.com or KI
Fabrics & Finishes binder.
- E** Select armcaps.

WAC	- Wood armcaps (pair)
SAC	- Solid surface armcaps; add \$927
PACBL	- Black poly; add \$131
PACSA	- Sand poly; add \$131
PACWG	- Warm Grey poly; add \$131

 Upcharge for four armcaps.
Solid surface armcap color is always

- F** Select wood finish color.
Refer to color addendum at ki.com or KI
Fabrics & Finishes binder.
Wood finish selection is for wood
armcaps.
For Kensington Maple add upcharge.
- G** Select nylon glide color.
- | | |
|-------------|-----------------------|
| NGFN | - Flannel (Dark Grey) |
| NGNT | - Natural (Cream) |
- H** Select moisture barrier.
- | | |
|------------|-----------------------|
| MB | - Moisture barrier |
| NMB | - No moisture barrier |
- See pricing column for moisture barrier
upcharge.

Kensington Maple requires extended leadtimes.

All variations of Bariatric Models:

All variations of Loveseat Models:

All variations of Spanner Models:

The above seating products can be manufactured as a Special Cost Request using the appropriate flame-retardant materials and fabric selections for compliance to California Technical Bulletin 133. Please contact KI customer service for fabric compliance. Not available with moisture barrier.

All variations of Bariatric Models:

All variations of Loveseat Models:

All variations of Spanner Models:

Note:

Special Carton Marking

With specially marked information	N/C
-----------------------------------	-----

Shipped **assembled freight prepaid f.o.b.**
High Point, North Carolina 27263 factory.
 Freight class #175.

Specifications and prices are subject to change without prior notice.

- 1 = Back (Fabric Contrast 1) C.O.M. = 1 yd
- 2 = Seat (Fabric Contrast 2) C.O.M. = 1 yd

1. Quantity of each item.
2. Model number, including options. See "How To Build a Model Number".
3. Any special service required.

- The absence of the ☐ indicates that no choice is required.
- Alpha-numeric characters in place of ☐ indicate that no other alternatives are available.

Corian™ white.

- A** Select basic model.
- B** Select non-contrast or fabric contrast 1.
Refer to color addendum at ki.com or KI
Fabrics & Finishes binder.
- C** Select fabric contrast 2.
Refer to color addendum at ki.com or KI
Fabrics & Finishes binder.
- D** Select base finish color.
Refer to color addendum at ki.com or KI
Fabrics & Finishes binder.
- E** Select armcaps.
- | | |
|--------------|---------------------------------------|
| WAC | - Wood armcaps (pair) |
| SAC | - Solid surface armcaps; add
\$300 |
| PACBL | - Black poly; add \$33 |
| PACSA | - Sand poly; add \$33 |
| PACWG | - Warm Grey poly; add \$33 |
- Upcharge for one armcap.
Solid surface armcap color is always
- F** Select wood finish color.
Refer to color addendum at ki.com or KI
Fabrics & Finishes binder.
Wood finish selection is for wood
armcaps.
For Kensington Maple add upcharge.
- G** Select nylon glide color.
- | | |
|-------------|-----------------------|
| NGFN | - Flannel (Dark Grey) |
| NGNT | - Natural (Cream) |
- H** Select moisture barrier.
- | | |
|------------|-----------------------|
| MB | - Moisture barrier |
| NMB | - No moisture barrier |
- See pricing column for moisture barrier
upcharge.



Grade C.O.M.	Grade C	Grade D	Grade E & C.O.L.	Grade F	Grade G	Grade H	Grade I	Grade J	Grade K	Grade L Leather	Grade M Leather	Moisture Barrier add to list price
\$ 952	\$ 1009	\$ 1025	\$ 1042	\$ 1054	\$ 1079	\$ 1103	\$ 1134	\$ 1194	\$ 1255	\$ 1315	\$ 1436	\$ 160
952	1009	1025	1042	1054	1079	1103	1134	1194	1255	1315	1436	160
952	1009	1025	1042	1054	1079	1103	1134	1194	1255	1315	1436	160

\$ 995	\$ 1053	\$ 1068	\$ 1086	\$ 1098	\$ 1123	\$ 1147	\$ 1177	\$ 1237	\$ 1298	\$ 1358	\$ 1479	\$ 160
995	1053	1068	1086	1098	1123	1147	1177	1237	1298	1358	1479	160
995	1053	1068	1086	1098	1123	1147	1177	1237	1298	1358	1479	160

KENSINGTON MAPLE UPCHARGE

Kensington Maple requires extended leadtimes.

Model

All variations of One Seat Add-on Models:

SOMACL	\$22
SOMACR	\$22
SPMACL	\$22
SPMACR	\$22

California TB133 Fire Safety Code

The above seating products can be manufactured as a Special Cost Request using the appropriate flame-retardant materials and fabric selections for compliance to California Technical Bulletin 133. Please contact KI customer service for fabric compliance. Not available with moisture barrier.

Model

All variations of One Seat Add-on Models:

SOMACL	\$189
SOMACR	\$189
SPMACL	\$211
SPMACR	\$211

SPECIAL SERVICES
Special Carton Marking

With specially marked information N/C

Shipping

Shipped **assembled freight prepaid f.o.b. High Point, North Carolina 27263** factory. Freight class #175.

Specifications and prices are subject to change without prior notice.

HOW TO ORDER

1. Quantity of each item.
2. Model number, including options. See "How To Build a Model Number".
3. Any special service required.

- The absence of the ☐ indicates that no choice is required.
- Alpha-numeric characters in place of ☐ indicate that no other alternatives are available.

Corian™ white.

- A** Select basic model.
- B** Select non-contrast or fabric contrast 1.
Refer to color addendum at ki.com or KI
Fabrics & Finishes binder.
- C** Select fabric contrast 2.
Refer to color addendum at ki.com or KI
Fabrics & Finishes binder.
- D** Select base finish color.
Refer to color addendum at ki.com or KI
Fabrics & Finishes binder.
- E** Select armcaps.
- | | |
|--------------|------------------------------------|
| WAC | - Wood armcaps (pair) |
| SAC | - Solid surface armcaps; add \$300 |
| PACBL | - Black poly; add \$33 |
| PACSA | - Sand poly; add \$33 |
| PACWG | - Warm Grey poly; add \$33 |
- Upcharge for one armcap.
Solid surface armcap color is always

- F** Select wood finish color.
Refer to color addendum at ki.com or KI
Fabrics & Finishes binder.
Wood finish selection is for wood
armcaps.
For Kensington Maple add upcharge.
- G** Select nylon glide color.
- | | |
|-------------|-----------------------|
| NGFN | - Flannel (Dark Grey) |
| NGNT | - Natural (Cream) |
- H** Select moisture barrier.
- | | |
|------------|-----------------------|
| MB | - Moisture barrier |
| NMB | - No moisture barrier |
- See pricing column for moisture barrier
upcharge.



Grade C.O.M.	Grade C	Grade D	Grade E & C.O.L.	Grade F	Grade G	Grade H	Grade I	Grade J	Grade K	Grade L Leather	Grade M Leather	Moisture Barrier add to list price
\$ 952	\$ 1009	\$ 1025	\$ 1042	\$ 1054	\$ 1079	\$ 1103	\$ 1134	\$ 1194	\$ 1255	\$ 1315	\$ 1436	\$ 160
952	1009	1025	1042	1054	1079	1103	1134	1194	1255	1315	1436	160
952	1009	1025	1042	1054	1079	1103	1134	1194	1255	1315	1436	160
\$ 995	\$ 1053	\$ 1068	\$ 1086	\$ 1098	\$ 1123	\$ 1147	\$ 1177	\$ 1237	\$ 1298	\$ 1358	\$ 1479	\$ 160
995	1053	1068	1086	1098	1123	1147	1177	1237	1298	1358	1479	160
995	1053	1068	1086	1098	1123	1147	1177	1237	1298	1358	1479	160

KENSINGTON MAPLE UPCHARGE

Kensington Maple requires extended leadtimes.

Model

All variations of One Seat Add-on Models:

SOMACL	\$22
SOMACR	\$22
SPMACL	\$22
SPMACR	\$22

California TB133 Fire Safety Code

The above seating products can be manufactured as a Special Cost Request using the appropriate flame-retardant materials and fabric selections for compliance to California Technical Bulletin 133. Please contact KI customer service for fabric compliance. Not available with moisture barrier.

Model

All variations of One Seat Add-on Models:

SOMACL	\$189
SOMACR	\$189
SPMACL	\$211
SPMACR	\$211

SPECIAL SERVICES
Special Carton Marking

With specially marked information N/C


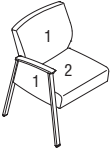
Shipping

Shipped **assembled freight prepaid f.o.b. High Point, North Carolina 27263** factory. Freight class #175.

Specifications and prices are subject to change without prior notice.

Soltice® Metal

Multiple Seating Add-on

			MODEL NUMBER								Approx. Packaged Weight
			Basic Model	Non-Contrast or Fabric Contrast 1	Fabric Contrast 2	Base Finish	Arm Cap	Wood Finish	Glide Color	Moist. Barrier	
	No Connector	2.25 yd	SPMACL/NC	□□□□		□□	□□	□□	□□	□□	45.0#
	Left Chair Connector	2.25 yd	SPMACLC/NC	□□□□		□□	□□	□□	□□	□□	45.0#
	Left Table Connector	2.25 yd	SPMACLT/NC	□□□□		□□	□□	□□	□□	□□	45.0#
SMAMC											
One Seat Add-on Unit - Left Facing (Closed Arm) Non-Contrast											
	No Connector		SPMACL/FC	□□□□	□□□□	□□	□□	□□	□□	□□	45.0#
	Left Chair Connector		SPMACLC/FC	□□□□	□□□□	□□	□□	□□	□□	□□	45.0#
	Left Table Connector		SPMACLT/FC	□□□□	□□□□	□□	□□	□□	□□	□□	45.0#
SMAMC											
One Seat Add-on Unit - Left Facing (Closed Arm) Contrast											
• 1 = Back and arms (Fabric Contrast 1) C.O.M. = 1.75 yd • 2 = Seat (Fabric Contrast 2) C.O.M. = 1 yd											
			A	B	C	D	E	F	G	H	

HOW TO ORDER

Indicate the following information on order form:

- Quantity of each item.
- Model number, including options. See "How To Build a Model Number".
- Any special service required.

Note: • The □ indicates that a choice is required.

- The absence of the □ indicates that no choice is required.
- Alpha-numeric characters in place of □ indicate that no other alternatives are available.

HOW TO BUILD A MODEL NUMBER

A Select basic model.

B Select non-contrast or fabric contrast 1.
Refer to color addendum at ki.com or KI Fabrics & Finishes binder.

C Select fabric contrast 2.
Refer to color addendum at ki.com or KI Fabrics & Finishes binder.

D Select base finish color.
Refer to color addendum at ki.com or KI Fabrics & Finishes binder.

E Select armcaps.
WAC - Wood armcaps (pair)
SAC - Solid surface armcaps; add \$300
PACBL - Black poly; add \$33
PACSA - Sand poly; add \$33
PACWG - Warm Grey poly; add \$33
 Upcharge for one armcap.
 Solid surface armcap color is always

Corian™ white.

F Select wood finish color.
Refer to color addendum at ki.com or KI Fabrics & Finishes binder.
Wood finish selection is for wood armcaps.
For Kensington Maple add upcharge.

G Select nylon glide color.
NGFN - Flannel (Dark Grey)
NGNT - Natural (Cream)

H Select moisture barrier.
MB - Moisture barrier
NMB - No moisture barrier
 See pricing column for moisture barrier upcharge.



Grade C.O.M.	Grade C	Grade D	Grade E & C.O.L.	Grade F	Grade G	Grade H	Grade I	Grade J	Grade K	Grade L Leather	Grade M Leather	Moisture Barrier add to list price
\$ 1080	\$ 1167	\$ 1189	\$ 1216	\$ 1235	\$ 1271	\$ 1308	\$ 1353	\$ 1444	\$ 1535	\$ 1625	\$ 1807	\$ 168
1080	1167	1189	1216	1235	1271	1308	1353	1444	1535	1625	1807	168
1080	1167	1189	1216	1235	1271	1308	1353	1444	1535	1625	1807	168

\$ 1124	\$ 1211	\$ 1233	\$ 1260	\$ 1279	\$ 1315	\$ 1352	\$ 1396	\$ 1488	\$ 1578	\$ 1669	\$ 1851	\$ 168
1124	1211	1233	1260	1279	1315	1352	1396	1488	1578	1669	1851	168
1124	1211	1233	1260	1279	1315	1352	1396	1488	1578	1669	1851	168

KENSINGTON MAPLE UPCHARGE

Kensington Maple requires extended leadtimes.

Model

All variations of One Seat Add-on Models:

SOMACL	\$22
SOMACR	\$22
SPMACL	\$22
SPMACR	\$22

California TB133 Fire Safety Code

The above seating products can be manufactured as a Special Cost Request using the appropriate flame-retardant materials and fabric selections for compliance to California Technical Bulletin 133. Please contact KI customer service for fabric compliance. Not available with moisture barrier.

Model

All variations of One Seat Add-on Models:

SOMACL	\$189
SOMACR	\$189
SPMACL	\$211
SPMACR	\$211

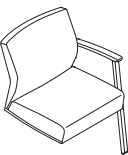
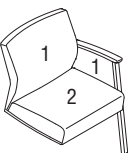
SPECIAL SERVICES
Special Carton Marking

With specially marked information N/C

Shipping

Shipped **assembled freight prepaid f.o.b. High Point, North Carolina 27263** factory. Freight class #175.

Specifications and prices are subject to change without prior notice.

			MODEL NUMBER								
	Features	COM	Basic Model	Non-Contrast or Fabric Contrast 1	Fabric Contrast 2	Base Finish	Arm Cap	Wood Finish	Glide Color	Moist. Barrier	Approx. Packaged Weight
	No Connector	2.25 yd	SPMACR/NC	□□□□		□□	□□	□□	□□	□□	45.0#
	Right Chair Connector	2.25 yd	SPMACRC/NC	□□□□		□□	□□	□□	□□	□□	45.0#
	Right Table Connector	2.25 yd	SPMACRT/NC	□□□□		□□	□□	□□	□□	□□	45.0#
SMAMC											
One Seat Add-on Unit - Right Facing (Closed Arm) Non-Contrast											
	No Connector		SPMACR/FC	□□□□	□□□□	□□	□□	□□	□□	□□	45.0#
	Right Chair Connector		SPMACRC/FC	□□□□	□□□□	□□	□□	□□	□□	□□	45.0#
	Right Table Connector		SPMACRT/FC	□□□□	□□□□	□□	□□	□□	□□	□□	45.0#
SMAMC											
One Seat Add-on Unit - Right Facing (Closed Arm) Contrast											
• 1 = Back and arms (Fabric Contrast 1) C.O.M. = 1.75 yd											
• 2 = Seat (Fabric Contrast 2) C.O.M. = 1 yd											
			A	B	C	D	E	F	G	H	

H Select moisture barrier.

MB	- Moisture barrier
NMB	- No moisture barrier

See pricing column for moisture barrier upcharge.



Grade C.O.M.	Grade C	Grade D	Grade E & C.O.L.	Grade F	Grade G	Grade H	Grade I	Grade J	Grade K	Grade L Leather	Grade M Leather	Moisture Barrier add to list price
\$ 1080	\$ 1167	\$ 1189	\$ 1216	\$ 1235	\$ 1271	\$ 1308	\$ 1353	\$ 1444	\$ 1535	\$ 1625	\$ 1807	\$ 168
1080	1167	1189	1216	1235	1271	1308	1353	1444	1535	1625	1807	168
1080	1167	1189	1216	1235	1271	1308	1353	1444	1535	1625	1807	168

\$ 1124	\$ 1211	\$ 1233	\$ 1260	\$ 1279	\$ 1315	\$ 1352	\$ 1396	\$ 1488	\$ 1578	\$ 1669	\$ 1851	\$ 168
1124	1211	1233	1260	1279	1315	1352	1396	1488	1578	1669	1851	168
1124	1211	1233	1260	1279	1315	1352	1396	1488	1578	1669	1851	168

KENSINGTON MAPLE UPCHARGE

Kensington Maple requires extended leadtimes.

Model

All variations of One Seat Add-on Models:

SOMACL	\$22
SOMACR	\$22
SPMACL	\$22
SPMACR	\$22

California TB133 Fire Safety Code

The above seating products can be manufactured as a Special Cost Request using the appropriate flame-retardant materials and fabric selections for compliance to California Technical Bulletin 133. Please contact KI customer service for fabric compliance. Not available with moisture barrier.

Model

All variations of One Seat Add-on Models:

SOMACL	\$189
SOMACR	\$189
SPMACL	\$211
SPMACR	\$211

SPECIAL SERVICES
Special Carton Marking

With specially marked information N/C

Shipping

Shipped **assembled freight prepaid f.o.b. High Point, North Carolina 27263** factory. Freight class #175.

Specifications and prices are subject to change without prior notice.

NMB - No moisture barrier
See pricing column for moisture barrier upcharge.



Grade C.O.M.	Grade C	Grade D	Grade E & C.O.L.	Grade F	Grade G	Grade H	Grade I	Grade J	Grade K	Grade L Leather	Grade M Leather	Moisture Barrier add to list price
\$ 1730	\$ 1844	\$ 1875	\$ 1911	\$ 1935	\$ 1984	\$ 2032	\$ 2093	\$ 2214	\$ 2335	\$ 2456	\$ 2698	\$ 177
1730	1844	1875	1911	1935	1984	2032	2093	2214	2335	2456	2698	177
1730	1844	1875	1911	1935	1984	2032	2093	2214	2335	2456	2698	177

\$ 1806	\$ 1921	\$ 1951	\$ 1987	\$ 2011	\$ 2060	\$ 2108	\$ 2169	\$ 2290	\$ 2411	\$ 2532	\$ 2774	\$ 177
1806	1921	1951	1987	2011	2060	2108	2169	2290	2411	2532	2774	177
1806	1921	1951	1987	2011	2060	2108	2169	2290	2411	2532	2774	177

KENSINGTON MAPLE UPCHARGE

Kensington Maple requires extended leadtimes.

Model

All variations of Two Seat Add-on Models:

SOMACCL	\$44
SOMACCR	\$44
SPMACCL	\$44
SPMACCR	\$44

California TB133 Fire Safety Code

The above seating products can be manufactured as a Special Cost Request using the appropriate flame-retardant materials and fabric selections for compliance to California Technical Bulletin 133. Please contact KI customer service for fabric compliance. Not available with moisture barrier.

Model

All variations of Two Seat Add-on Models:

SOMACCL	\$234
SOMACCR	\$234
SPMACCL	\$265
SPMACCR	\$265

SPECIAL SERVICES
Special Carton Marking


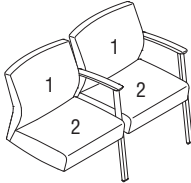
With specially marked information N/C

Shipping

Shipped **assembled freight prepaid f.o.b. High Point, North Carolina 27263** factory. Freight class #175.

Specifications and prices are subject to change without prior notice.

Soltice® Metal
Multiple Seating Add-on

			MODEL NUMBER								Approx. Packaged Weight
Features		COM	Basic Model	Non- Contrast or Fabric Contrast 1	Fabric Contrast 2	Base Finish	Arm Cap	Wood Finish	Glide Color	Moist. Barrier	
	No Connector	3 yd	SOMACCR/NC	□□□□		□□	□□	□□	□□	□□	90.0#
	Right Chair Connector	3 yd	SOMACCRG/NC	□□□□		□□	□□	□□	□□	□□	90.0#
	Right Table Connector	3 yd	SOMACCRT/NC	□□□□		□□	□□	□□	□□	□□	90.0#
SMAMC											
Two Seat Add-on Unit - Right Facing (Open Arm) Non-Contrast											
	No Connector		SOMACCR/FC	□□□□	□□□□	□□	□□	□□	□□	□□	90.0#
	Right Chair Connector		SOMACCRG/FC	□□□□	□□□□	□□	□□	□□	□□	□□	90.0#
	Right Table Connector		SOMACCRT/FC	□□□□	□□□□	□□	□□	□□	□□	□□	90.0#
SMAMC											
Two Seat Add-on Unit - Right Facing (Open Arm) Contrast											
• 1 = Back (Fabric Contrast 1) C.O.M. = 2 yd											
• 2 = Seat (Fabric Contrast 2) C.O.M. = 2 yd											
			A	B	C	D	E	F	G	H	

HOW TO ORDER

Indicate the following information on order form:

- Quantity of each item.
- Model number, including options. See “How To Build a Model Number”.
- Any special service required.

Note: • The □ indicates that a choice is required.

- The absence of the □ indicates that no choice is required.
- Alpha-numeric characters in place of □ indicate that no other alternatives are available.

HOW TO BUILD A MODEL NUMBER

A Select basic model.

B Select non-contrast or fabric contrast 1. Refer to color addendum at ki.com or KI Fabrics & Finishes binder.

C Select fabric contrast 2. Refer to color addendum at ki.com or KI Fabrics & Finishes binder.

D Select base finish color. Refer to color addendum at ki.com or KI Fabrics & Finishes binder.

E Select armcaps.
WAC - Wood armcaps (pair)
SAC - Solid surface armcaps; add \$491
PACBL - Black poly; add \$65
PACSA - Sand poly; add \$65
PACWG - Warm Grey poly; add \$65
Upcharge for two armcaps.
Solid surface armcap color is always

Corian™ white.

F Select wood finish color. Refer to color addendum at ki.com or KI Fabrics & Finishes binder. Wood finish selection is for wood armcaps. For Kensington Maple add upcharge.

G Select nylon glide color.
NGFN - Flannel (Dark Grey)
NGNT - Natural (Cream)

H Select moisture barrier.
MB - Moisture barrier
NMB - No moisture barrier
See pricing column for moisture barrier upcharge.



Grade C.O.M.	Grade C	Grade D	Grade E & C.O.L.	Grade F	Grade G	Grade H	Grade I	Grade J	Grade K	Grade L Leather	Grade M Leather	Moisture Barrier add to list price
\$ 1730	\$ 1844	\$ 1875	\$ 1911	\$ 1935	\$ 1984	\$ 2032	\$ 2093	\$ 2214	\$ 2335	\$ 2456	\$ 2698	\$ 177
1730	1844	1875	1911	1935	1984	2032	2093	2214	2335	2456	2698	177
1730	1844	1875	1911	1935	1984	2032	2093	2214	2335	2456	2698	177

\$ 1806	\$ 1921	\$ 1951	\$ 1987	\$ 2011	\$ 2060	\$ 2108	\$ 2169	\$ 2290	\$ 2411	\$ 2532	\$ 2774	\$ 177
1806	1921	1951	1987	2011	2060	2108	2169	2290	2411	2532	2774	177
1806	1921	1951	1987	2011	2060	2108	2169	2290	2411	2532	2774	177

KENSINGTON MAPLE UPCHARGE

Kensington Maple requires extended leadtimes.

Model

All variations of Two Seat Add-on Models:

SOMACCL	\$44
SOMACCR	\$44
SPMACCL	\$44
SPMACCR	\$44

California TB133 Fire Safety Code

The above seating products can be manufactured as a Special Cost Request using the appropriate flame-retardant materials and fabric selections for compliance to California Technical Bulletin 133. Please contact KI customer service for fabric compliance. Not available with moisture barrier.

Model

All variations of Two Seat Add-on Models:

SOMACCL	\$234
SOMACCR	\$234
SPMACCL	\$265
SPMACCR	\$265

SPECIAL SERVICES
Special Carton Marking

With specially marked information N/C

Shipping

Shipped **assembled freight prepaid f.o.b. High Point, North Carolina 27263** factory. Freight class #175.

Specifications and prices are subject to change without prior notice.

See pricing column for moisture barrier upcharge.



Grade C.O.M.	Grade C	Grade D	Grade E & C.O.L.	Grade F	Grade G	Grade H	Grade I	Grade J	Grade K	Grade L Leather	Grade M Leather	Moisture Barrier add to list price
\$ 1912	\$ 2064	\$ 2105	\$ 2154	\$ 2185	\$ 2251	\$ 2315	\$ 2396	\$ 2557	\$ 2718	\$ 2880	\$ 3204	\$ 189
1912	2064	2105	2154	2185	2251	2315	2396	2557	2718	2880	3204	189
1912	2064	2105	2154	2185	2251	2315	2396	2557	2718	2880	3204	189
\$ 1988	\$ 2141	\$ 2181	\$ 2230	\$ 2262	\$ 2327	\$ 2391	\$ 2472	\$ 2633	\$ 2795	\$ 2956	\$ 3280	\$ 189
1988	2141	2181	2230	2262	2327	2391	2472	2633	2795	2956	3280	189
1988	2141	2181	2230	2262	2327	2391	2472	2633	2795	2956	3280	189

KENSINGTON MAPLE UPCHARGE

Kensington Maple requires extended leadtimes.

Model

All variations of Two Seat Add-on Models:

SOMACCL	\$44
SOMACCR	\$44
SPMACCL	\$44
SPMACCR	\$44

California TB133 Fire Safety Code

The above seating products can be manufactured as a Special Cost Request using the appropriate flame-retardant materials and fabric selections for compliance to California Technical Bulletin 133. Please contact KI customer service for fabric compliance. Not available with moisture barrier.

Model

All variations of Two Seat Add-on Models:

SOMACCL	\$234
SOMACCR	\$234
SPMACCL	\$265
SPMACCR	\$265

SPECIAL SERVICES
Special Carton Marking

With specially marked information N/C



Shipping

Shipped **assembled freight prepaid f.o.b. High Point, North Carolina 27263** factory. Freight class #175.

Specifications and prices are subject to change without prior notice.

Soltice® Metal

Multiple Seating Add-on

			MODEL NUMBER								Approx. Packaged Weight
Features	COM	Basic Model	Non- Contrast or Fabric Contrast 1	Fabric Contrast 2	Base Finish	Arm Cap	Wood Finish	Glide Color	Moist. Barrier		
	No Connector	4 yd	SPMACCR/NC	□□□□		□□	□□	□□	□□	95.0#	
	Right Chair Connector	4 yd	SPMACCRC/NC	□□□□		□□	□□	□□	□□	95.0#	
	Right Table Connector	4 yd	SPMACCRT/NC	□□□□		□□	□□	□□	□□	95.0#	
SMAMC											
Two Seat Add-on Unit - Right Facing (Closed Arm) Non-Contrast											
	No Connector		SPMACCR/FC	□□□□	□□□□	□□	□□	□□	□□	95.0#	
	Right Chair Connector		SPMACCRC/FC	□□□□	□□□□	□□	□□	□□	□□	95.0#	
	Right Table Connector		SPMACCRT/FC	□□□□	□□□□	□□	□□	□□	□□	95.0#	
SMAMC											
Two Seat Add-on Unit - Right Facing (Closed Arm) Contrast											
• 1 = Back and arms (Fabric Contrast 1) C.O.M. = 3.25 yd											
• 2 = Seat (Fabric Contrast 2) C.O.M. = 2 yd											
			A	B	C	D	E	F	G	H	

HOW TO ORDER

Indicate the following information on order form:

1. Quantity of each item.
2. Model number, including options. See "How To Build a Model Number".
3. Any special service required.

Note: • The □ indicates that a choice is required.

- The absence of the □ indicates that no choice is required.
- Alpha-numeric characters in place of □ indicate that no other alternatives are available.

HOW TO BUILD A MODEL NUMBER

A Select basic model.

B Select non-contrast or fabric contrast 1.
Refer to color addendum at ki.com or KI Fabrics & Finishes binder.

C Select fabric contrast 2.
Refer to color addendum at ki.com or KI Fabrics & Finishes binder.

D Select base finish color.
Refer to color addendum at ki.com or KI Fabrics & Finishes binder.

E Select armcaps.
WAC - Wood armcaps (pair)
SAC - Solid surface armcaps; add \$491
PACBL - Black poly; add \$65
PACSA - Sand poly; add \$65
PACWG - Warm Grey poly; add \$65
 Upcharge for two armcaps.
 Solid surface armcap color is always

Corian™ white.

F Select wood finish color.
Refer to color addendum at ki.com or KI Fabrics & Finishes binder.
Wood finish selection is for wood armcaps.
For Kensington Maple add upcharge.

G Select nylon glide color.
NGFN - Flannel (Dark Grey)
NGNT - Natural (Cream)

H Select moisture barrier.
MB - Moisture barrier
NMB - No moisture barrier
 See pricing column for moisture barrier upcharge.



Grade C.O.M.	Grade C	Grade D	Grade E & C.O.L.	Grade F	Grade G	Grade H	Grade I	Grade J	Grade K	Grade L Leather	Grade M Leather	Moisture Barrier add to list price
\$ 1912	\$ 2064	\$ 2105	\$ 2154	\$ 2185	\$ 2251	\$ 2315	\$ 2396	\$ 2557	\$ 2718	\$ 2880	\$ 3204	\$ 189
1912	2064	2105	2154	2185	2251	2315	2396	2557	2718	2880	3204	189
1912	2064	2105	2154	2185	2251	2315	2396	2557	2718	2880	3204	189
\$ 1988	\$ 2141	\$ 2181	\$ 2230	\$ 2262	\$ 2327	\$ 2391	\$ 2472	\$ 2633	\$ 2795	\$ 2956	\$ 3280	\$ 189
1988	2141	2181	2230	2262	2327	2391	2472	2633	2795	2956	3280	189
1988	2141	2181	2230	2262	2327	2391	2472	2633	2795	2956	3280	189

KENSINGTON MAPLE UPCHARGE

Kensington Maple requires extended leadtimes.

Model

All variations of Two Seat Add-on Models:

SOMACCL	\$44
SOMACCR	\$44
SPMACCL	\$44
SPMACCR	\$44

California TB133 Fire Safety Code

The above seating products can be manufactured as a Special Cost Request using the appropriate flame-retardant materials and fabric selections for compliance to California Technical Bulletin 133. Please contact KI customer service for fabric compliance. Not available with moisture barrier.

Model

All variations of Two Seat Add-on Models:

SOMACCL	\$234
SOMACCR	\$234
SPMACCL	\$265
SPMACCR	\$265

SPECIAL SERVICES
Special Carton Marking

With specially marked information N/C

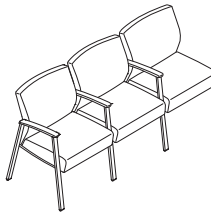
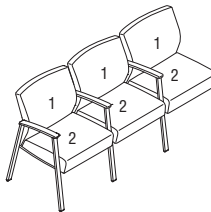
Shipping

Shipped **assembled freight prepaid f.o.b. High Point, North Carolina 27263** factory. Freight class #175.

Specifications and prices are subject to change without prior notice.

Soltice® Metal

Multiple Seating Add-on

			MODEL NUMBER								Approx. Packaged Weight
Features	COM	Basic Model	Non- Contrast or Fabric Contrast 1	Fabric Contrast 2	Base Finish	Arm Cap	Wood Finish	Glide Color	Moist. Barrier		
	No Connector	4.5 yd	SOMACCCL/NC	<input type="checkbox"/> <input type="checkbox"/> <input type="checkbox"/> <input type="checkbox"/>		<input type="checkbox"/> <input type="checkbox"/>	<input type="checkbox"/> <input type="checkbox"/>	<input type="checkbox"/> <input type="checkbox"/>	<input type="checkbox"/> <input type="checkbox"/>	120.0#	
	Left Chair Connector	4.5 yd	SOMACCCLC/NC	<input type="checkbox"/> <input type="checkbox"/> <input type="checkbox"/> <input type="checkbox"/>		<input type="checkbox"/> <input type="checkbox"/>	<input type="checkbox"/> <input type="checkbox"/>	<input type="checkbox"/> <input type="checkbox"/>	<input type="checkbox"/> <input type="checkbox"/>	120.0#	
	Left Table Connector	4.5 yd	SOMACCCLT/NC	<input type="checkbox"/> <input type="checkbox"/> <input type="checkbox"/> <input type="checkbox"/>		<input type="checkbox"/> <input type="checkbox"/>	<input type="checkbox"/> <input type="checkbox"/>	<input type="checkbox"/> <input type="checkbox"/>	<input type="checkbox"/> <input type="checkbox"/>	120.0#	
SMAMC											
Three Seat Add-on Unit - Left Facing (Open Arm) Non-Contrast											
	No Connector		SOMACCCL/FC	<input type="checkbox"/> <input type="checkbox"/> <input type="checkbox"/> <input type="checkbox"/>	<input type="checkbox"/> <input type="checkbox"/>	<input type="checkbox"/> <input type="checkbox"/>	<input type="checkbox"/> <input type="checkbox"/>	<input type="checkbox"/> <input type="checkbox"/>	<input type="checkbox"/> <input type="checkbox"/>	120.0#	
	Left Chair Connector		SOMACCCLC/FC	<input type="checkbox"/> <input type="checkbox"/> <input type="checkbox"/> <input type="checkbox"/>	<input type="checkbox"/> <input type="checkbox"/>	<input type="checkbox"/> <input type="checkbox"/>	<input type="checkbox"/> <input type="checkbox"/>	<input type="checkbox"/> <input type="checkbox"/>	<input type="checkbox"/> <input type="checkbox"/>	120.0#	
	Left Table Connector		SOMACCCLT/FC	<input type="checkbox"/> <input type="checkbox"/> <input type="checkbox"/> <input type="checkbox"/>	<input type="checkbox"/> <input type="checkbox"/>	<input type="checkbox"/> <input type="checkbox"/>	<input type="checkbox"/> <input type="checkbox"/>	<input type="checkbox"/> <input type="checkbox"/>	<input type="checkbox"/> <input type="checkbox"/>	120.0#	
SMAMC											
Three Seat Add-on Unit - Left Facing (Open Arm) Contrast											
• 1 = Back (Fabric Contrast 1) C.O.M. = 3 yd											
• 2 = Seat (Fabric Contrast 2) C.O.M. = 3 yd											
			A	B	C	D	E	F	G	H	

HOW TO ORDER

Indicate the following information on order form:

1. Quantity of each item.
2. Model number, including options. See "How To Build a Model Number".
3. Any special service required.

Note: • The ☐ indicates that a choice is required.

- The absence of the ☐ indicates that no choice is required.
- Alpha-numeric characters in place of ☐ indicate that no other alternatives are available.

HOW TO BUILD A MODEL NUMBER

A Select basic model.

B Select non-contrast or fabric contrast 1.
Refer to color addendum at ki.com or KI Fabrics & Finishes binder.

C Select fabric contrast 2.
Refer to color addendum at ki.com or KI Fabrics & Finishes binder.

D Select base finish color.
Refer to color addendum at ki.com or KI Fabrics & Finishes binder.

E Select armcaps.
WAC - Wood armcaps (pair)
SAC - Solid surface armcaps; add \$709
PACBL - Black poly; add \$98
PACSA - Sand poly; add \$98
PACWG - Warm Grey poly; add \$98
 Upcharge for three armcaps.
 Solid surface armcap color is always

Corian™ white.

F Select wood finish color.
Refer to color addendum at ki.com or KI Fabrics & Finishes binder.
Wood finish selection is for wood armcaps.
For Kensington Maple add upcharge.

G Select nylon glide color.
NGFN - Flannel (Dark Grey)
NGNT - Natural (Cream)

H Select moisture barrier.
MB - Moisture barrier
NMB - No moisture barrier
 See pricing column for moisture barrier upcharge.



Grade C.O.M.	Grade C	Grade D	Grade E & C.O.L.	Grade F	Grade G	Grade H	Grade I	Grade J	Grade K	Grade L Leather	Grade M Leather	Moisture Barrier add to list price
\$ 2488	\$ 2662	\$ 2706	\$ 2761	\$ 2798	\$ 2870	\$ 2943	\$ 3033	\$ 3216	\$ 3398	\$ 3578	\$ 3943	\$ 194
2488	2662	2706	2761	2798	2870	2943	3033	3216	3398	3578	3943	194
2488	2662	2706	2761	2798	2870	2943	3033	3216	3398	3578	3943	194

\$ 2597	\$ 2771	\$ 2815	\$ 2870	\$ 2907	\$ 2979	\$ 3052	\$ 3142	\$ 3325	\$ 3507	\$ 3687	\$ 4052	\$ 194
2597	2771	2815	2870	2907	2979	3052	3142	3325	3507	3687	4052	194
2597	2771	2815	2870	2907	2979	3052	3142	3325	3507	3687	4052	194

KENSINGTON MAPLE UPCHARGE

Kensington Maple requires extended leadtimes.

Model

All variations of Three Seat Add-on Models:

SOMACCCL	\$65
SOMACCCR	\$65
SPMACCCL	\$65
SPMACCCR	\$65

California TB133 Fire Safety Code

The above seating products can be manufactured as a Special Cost Request using the appropriate flame-retardant materials and fabric selections for compliance to California Technical Bulletin 133. Please contact KI customer service for fabric compliance. Not available with moisture barrier.

Model

All variations of Three Seat Add-on Models:

SOMACCCL	\$280
SOMACCCR	\$280
SPMACCCL	\$318
SPMACCCR	\$318

SPECIAL SERVICES
Special Carton Marking

With specially marked information N/C

Shipping

Shipped **assembled freight prepaid f.o.b. High Point, North Carolina 27263** factory. Freight class #175.

Specifications and prices are subject to change without prior notice.

HOW TO ORDER

1. Quantity of each item.
2. Model number, including options. See "How To Build a Model Number".
3. Any special service required.

- The absence of the ☐ indicates that no choice is required.
- Alpha-numeric characters in place of ☐ indicate that no other alternatives are available.

Corian™ white.

- A** Select basic model.
- B** Select non-contrast or fabric contrast 1.
Refer to color addendum at [ki.com](#) or KI
Fabrics & Finishes binder.
- C** Select fabric contrast 2.
Refer to color addendum at [ki.com](#) or KI
Fabrics & Finishes binder.
- D** Select base finish color.
Refer to color addendum at [ki.com](#) or KI
Fabrics & Finishes binder.
- E** Select armcaps.
- | | |
|--------------|---------------------------------------|
| WAC | - Wood armcaps (pair) |
| SAC | - Solid surface armcaps; add
\$709 |
| PACBL | - Black poly; add \$98 |
| PACSA | - Sand poly; add \$98 |
| PACWG | - Warm Grey poly; add \$98 |
- Upcharge for three armcaps.
Solid surface armcap color is always

- F** Select wood finish color.
Refer to color addendum at ki.com or KI
Fabrics & Finishes binder.
Wood finish selection is for wood
armcaps.
For Kensington Maple add upcharge.
- G** Select nylon glide color.
- | | |
|-------------|-----------------------|
| NGFN | - Flannel (Dark Grey) |
| NGNT | - Natural (Cream) |
- H** Select moisture barrier.
- | | |
|------------|-----------------------|
| MB | - Moisture barrier |
| NMB | - No moisture barrier |
- See pricing column for moisture barrier
upcharge.



Grade C.O.M.	Grade C	Grade D	Grade E & C.O.L.	Grade F	Grade G	Grade H	Grade I	Grade J	Grade K	Grade L Leather	Grade M Leather	Moisture Barrier add to list price
\$ 2488	\$ 2662	\$ 2706	\$ 2761	\$ 2798	\$ 2870	\$ 2943	\$ 3033	\$ 3216	\$ 3398	\$ 3578	\$ 3943	\$ 194
2488	2662	2706	2761	2798	2870	2943	3033	3216	3398	3578	3943	194
2488	2662	2706	2761	2798	2870	2943	3033	3216	3398	3578	3943	194
\$ 2597	\$ 2771	\$ 2815	\$ 2870	\$ 2907	\$ 2979	\$ 3052	\$ 3142	\$ 3325	\$ 3507	\$ 3687	\$ 4052	\$ 194
2597	2771	2815	2870	2907	2979	3052	3142	3325	3507	3687	4052	194
2597	2771	2815	2870	2907	2979	3052	3142	3325	3507	3687	4052	194

KENSINGTON MAPLE UPCHARGE

Kensington Maple requires extended leadtimes.

Model

All variations of Three Seat Add-on Models:

SOMACCCL	\$65
SOMACCCR	\$65
SPMACCCL	\$65
SPMACCCR	\$65

California TB133 Fire Safety Code

The above seating products can be manufactured as a Special Cost Request using the appropriate flame-retardant materials and fabric selections for compliance to California Technical Bulletin 133. Please contact KI customer service for fabric compliance. Not available with moisture barrier.

Model

All variations of Three Seat Add-on Models:

SOMACCCL	\$280
SOMACCCR	\$280
SPMACCCL	\$318
SPMACCCR	\$318

SPECIAL SERVICES
Special Carton Marking

With specially marked information N/C


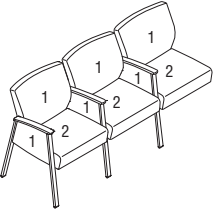
Shipping

Shipped **assembled freight prepaid f.o.b. High Point, North Carolina 27263** factory. Freight class #175.

Specifications and prices are subject to change without prior notice.

Soltice® Metal

Multiple Seating Add-on

			MODEL NUMBER								Approx. Packaged Weight
			Basic Model	Non-Contrast or Fabric Contrast 1	Fabric Contrast 2	Base Finish	Arm Cap	Wood Finish	Glide Color	Moist. Barrier	
 <p>SMAMC Three Seat Add-on Unit-Left Facing (Closed Arm) Non-Contrast</p>	No Connector	5.75 yd	SPMACCCL/NC	□□□□		□□	□□	□□	□□	□□	125.0#
	Left Chair Connector	5.75 yd	SPMACCCLC/NC	□□□□		□□	□□	□□	□□	□□	125.0#
	Left Table Connector	5.75 yd	SPMACCCLT/NC	□□□□		□□	□□	□□	□□	□□	125.0#
 <p>SMAMC Three Seat Add-on Unit-Left Facing (Closed Arm) Contrast</p> <ul style="list-style-type: none"> 1 = Back and arms (Fabric Contrast 1) C.O.M. = 4.75 yd 2 = Seat (Fabric Contrast 2) C.O.M. = 3 yd 	No Connector		SPMACCCL/FC	□□□□	□□□□	□□	□□	□□	□□	□□	125.0#
	Left Chair Connector		SPMACCCLC/FC	□□□□	□□□□	□□	□□	□□	□□	□□	125.0#
	Left Table Connector		SPMACCCLT/FC	□□□□	□□□□	□□	□□	□□	□□	□□	125.0#
			A	B	C	D	E	F	G	H	

HOW TO ORDER

Indicate the following information on order form:

1. Quantity of each item.
2. Model number, including options. See "How To Build a Model Number".
3. Any special service required.

Note: • The □ indicates that a choice is required.

- The absence of the □ indicates that no choice is required.
- Alpha-numeric characters in place of □ indicate that no other alternatives are available.

HOW TO BUILD A MODEL NUMBER

- A** Select basic model.
- B** Select non-contrast or fabric contrast 1.
Refer to color addendum at ki.com or KI Fabrics & Finishes binder.
- C** Select fabric contrast 2.
Refer to color addendum at ki.com or KI Fabrics & Finishes binder.
- D** Select base finish color.
Refer to color addendum at ki.com or KI Fabrics & Finishes binder.
- E** Select armcaps.
WAC - Wood armcaps (pair)
SAC - Solid surface armcaps; add \$709
PACBL - Black poly; add \$98
PACSA - Sand poly; add \$98
PACWG - Warm Grey poly; add \$98
 Upcharge for three armcaps.
 Solid surface armcap color is always

Corian™ white.

- F** Select wood finish color.
Refer to color addendum at ki.com or KI Fabrics & Finishes binder.
Wood finish selection is for wood armcaps.
For Kensington Maple add upcharge.
- G** Select nylon glide color.
NGFN - Flannel (Dark Grey)
NGNT - Natural (Cream)
- H** Select moisture barrier.
MB - Moisture barrier
NMB - No moisture barrier
 See pricing column for moisture barrier upcharge.



Grade C.O.M.	Grade C	Grade D	Grade E & C.O.L.	Grade F	Grade G	Grade H	Grade I	Grade J	Grade K	Grade L Leather	Grade M Leather	Moisture Barrier add to list price
\$ 2749	\$ 2969	\$ 3027	\$ 3097	\$ 3144	\$ 3236	\$ 3329	\$ 3444	\$ 3677	\$ 3909	\$ 4141	\$ 4605	\$ 208
2749	2969	3027	3097	3144	3236	3329	3444	3677	3909	4141	4605	208
2749	2969	3027	3097	3144	3236	3329	3444	3677	3909	4141	4605	208
\$ 2858	\$ 3078	\$ 3136	\$ 3206	\$ 3253	\$ 3345	\$ 3438	\$ 3553	\$ 3786	\$ 4018	\$ 4250	\$ 4714	\$ 208
2858	3078	3136	3206	3253	3345	3438	3553	3786	4018	4250	4714	208
2858	3078	3136	3206	3253	3345	3438	3553	3786	4018	4250	4714	208

KENSINGTON MAPLE UPCHARGE

Kensington Maple requires extended leadtimes.

Model

All variations of Three Seat Add-on Models:

SOMACCCL	\$65
SOMACCCR	\$65
SPMACCCL	\$65
SPMACCCR	\$65

California TB133 Fire Safety Code

The above seating products can be manufactured as a Special Cost Request using the appropriate flame-retardant materials and fabric selections for compliance to California Technical Bulletin 133. Please contact KI customer service for fabric compliance. Not available with moisture barrier.

Model

All variations of Three Seat Add-on Models:

SOMACCCL	\$280
SOMACCCR	\$280
SPMACCCL	\$318
SPMACCCR	\$318

SPECIAL SERVICES
Special Carton Marking

With specially marked information N/C

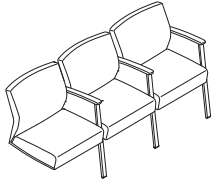
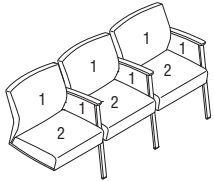
Shipping

Shipped **assembled freight prepaid f.o.b. High Point, North Carolina 27263** factory. Freight class #175.

Specifications and prices are subject to change without prior notice.

Soltice® Metal

Multiple Seating Add-on

	Features	COM	MODEL NUMBER								Approx. Packaged Weight
			Basic Model	Non-Contrast or Fabric Contrast 1	Fabric Contrast 2	Base Finish	Arm Cap	Wood Finish	Glide Color	Moist. Barrier	
 <p>SMAMC</p> <p>Three Seat Add-on Unit-Right Facing (Closed Arm) Non-Contrast</p>	No Connector	5.75 yd	SPMACCCR/NC	□□□□		□□	□□	□□	□□	□□	125.0#
	Right Chair Connector	5.75 yd	SPMACCCRC/NC	□□□□		□□	□□	□□	□□	□□	125.0#
	Right Table Connector	5.75 yd	SPMACCCRT/NC	□□□□		□□	□□	□□	□□	□□	125.0#
 <p>SMAMC</p> <p>Three Seat Add-on Unit-Right Facing (Closed Arm) Contrast</p> <ul style="list-style-type: none"> 1 = Back and arms (Fabric Contrast 1) C.O.M. = 4.75 yd 2 = Seat (Fabric Contrast 2) C.O.M. = 3 yd 	No Connector		SPMACCCR/FC	□□□□	□□□□	□□	□□	□□	□□	□□	125.0#
	Right Chair Connector		SPMACCCRC/FC	□□□□	□□□□	□□	□□	□□	□□	□□	125.0#
	Right Table Connector		SPMACCCRT/FC	□□□□	□□□□	□□	□□	□□	□□	□□	125.0#
				A	B	C	D	E	F	G	H

HOW TO ORDER

Indicate the following information on order form:

- Quantity of each item.
- Model number, including options. See "How To Build a Model Number".
- Any special service required.

Note: • The □ indicates that a choice is required.

- The absence of the □ indicates that no choice is required.
- Alpha-numeric characters in place of □ indicate that no other alternatives are available.

HOW TO BUILD A MODEL NUMBER

A Select basic model.

B Select non-contrast or fabric contrast 1. Refer to color addendum at ki.com or KI Fabrics & Finishes binder.

C Select fabric contrast 2. Refer to color addendum at ki.com or KI Fabrics & Finishes binder.

D Select base finish color. Refer to color addendum at ki.com or KI Fabrics & Finishes binder.

E Select armcaps.

WAC	- Wood armcaps (pair)
SAC	- Solid surface armcaps; add \$709
PACBL	- Black poly; add \$98
PACSA	- Sand poly; add \$98
PACWG	- Warm Grey poly; add \$98

Upcharge for three armcaps.
Solid surface armcap color is always

Corian™ white.

F Select wood finish color. Refer to color addendum at ki.com or KI Fabrics & Finishes binder. Wood finish selection is for wood armcaps. For Kensington Maple add upcharge.

G Select nylon glide color.

NGFN	- Flannel (Dark Grey)
NGNT	- Natural (Cream)

H Select moisture barrier.

MB	- Moisture barrier
NMB	- No moisture barrier

See pricing column for moisture barrier upcharge.



Grade C.O.M.	Grade C	Grade D	Grade E & C.O.L.	Grade F	Grade G	Grade H	Grade I	Grade J	Grade K	Grade L Leather	Grade M Leather	Moisture Barrier add to list price
\$ 2749	\$ 2969	\$ 3027	\$ 3097	\$ 3144	\$ 3236	\$ 3329	\$ 3444	\$ 3677	\$ 3909	\$ 4141	\$ 4605	\$ 208
2749	2969	3027	3097	3144	3236	3329	3444	3677	3909	4141	4605	208
2749	2969	3027	3097	3144	3236	3329	3444	3677	3909	4141	4605	208
\$ 2858	\$ 3078	\$ 3136	\$ 3206	\$ 3253	\$ 3345	\$ 3438	\$ 3553	\$ 3786	\$ 4018	\$ 4250	\$ 4714	\$ 208
2858	3078	3136	3206	3253	3345	3438	3553	3786	4018	4250	4714	208
2858	3078	3136	3206	3253	3345	3438	3553	3786	4018	4250	4714	208

KENSINGTON MAPLE UPCHARGE

Kensington Maple requires extended leadtimes.

Model

All variations of Three Seat Add-on Models:

SOMACCCL	\$65
SOMACCCR	\$65
SPMACCCL	\$65
SPMACCCR	\$65

California TB133 Fire Safety Code

The above seating products can be manufactured as a Special Cost Request using the appropriate flame-retardant materials and fabric selections for compliance to California Technical Bulletin 133. Please contact KI customer service for fabric compliance. Not available with moisture barrier.

Model

All variations of Three Seat Add-on Models:

SOMACCCL	\$280
SOMACCCR	\$280
SPMACCCL	\$318
SPMACCCR	\$318

SPECIAL SERVICES
Special Carton Marking

With specially marked information N/C

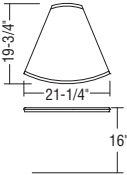
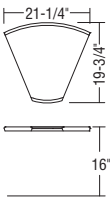
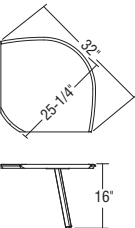
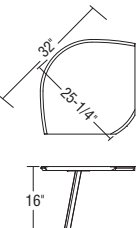
Shipping

Shipped **assembled freight prepaid f.o.b. High Point, North Carolina 27263** factory. Freight class #175.

Specifications and prices are subject to change without prior notice.

Soltice® Metal

Laminate Connecting Tables

MODEL	MODEL NUMBER						Approx. Packaged Weight
	Basic Model	Laminate Color	Edge Style	Edge Color	Frame/Bracket Color	Glide Color	
 SMCT	45 Degree Connector Table-Inside (Laminate Top) SM45IN/L	<input type="checkbox"/> <input type="checkbox"/> <input type="checkbox"/>	<input type="checkbox"/> <input type="checkbox"/> <input type="checkbox"/>	<input type="checkbox"/> <input type="checkbox"/> <input type="checkbox"/>	<input type="checkbox"/> <input type="checkbox"/>	<input type="checkbox"/> <input type="checkbox"/>	30.0#
 SMCT	45 Degree Connector Table-Outside (Laminate Top) SM45OUT/L	<input type="checkbox"/> <input type="checkbox"/> <input type="checkbox"/>	<input type="checkbox"/> <input type="checkbox"/> <input type="checkbox"/>	<input type="checkbox"/> <input type="checkbox"/> <input type="checkbox"/>	<input type="checkbox"/> <input type="checkbox"/>	<input type="checkbox"/> <input type="checkbox"/>	30.0#
 SMCT	90 Degree Connector Table-Inside (Laminate Top) SM90IN/L	<input type="checkbox"/> <input type="checkbox"/> <input type="checkbox"/>	<input type="checkbox"/> <input type="checkbox"/> <input type="checkbox"/>	<input type="checkbox"/> <input type="checkbox"/> <input type="checkbox"/>	<input type="checkbox"/> <input type="checkbox"/>	<input type="checkbox"/> <input type="checkbox"/>	35.0#
 SMCT	90 Degree Connector Table-Outside (Laminate Top) SM90OUT/L	<input type="checkbox"/> <input type="checkbox"/> <input type="checkbox"/>	<input type="checkbox"/> <input type="checkbox"/> <input type="checkbox"/>	<input type="checkbox"/> <input type="checkbox"/> <input type="checkbox"/>	<input type="checkbox"/> <input type="checkbox"/>	<input type="checkbox"/> <input type="checkbox"/>	35.0#
<div><div>A</div><div>B</div><div>C</div><div>D</div><div>E</div><div>F</div></div>							

HOW TO ORDER

Indicate the following information on order form:

1. Quantity of each item.
2. Model number, including options. See "How To Build a Model Number".
3. Any special service required.

Note: • The ☐ indicates that a choice is required.

- The absence of the ☐ indicates that no choice is required.
- Alpha-numeric characters in place of ☐ indicate that no other alternatives are available.

HOW TO BUILD A MODEL NUMBER

NGNT - Natural (Cream)

- A

Select basic model.
- B

Select laminate color.
Refer to color addendum at ki.com or KI Fabrics & Finishes binder.
- C

Select edge style.

WD

 - WD edge

74P

 - 74P edge
- D

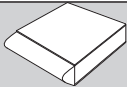
Select edge color.
Refer to color addendum at ki.com or KI Fabrics & Finishes binder.
Edge color offerings are based on edge style selections.
- E

Select frame/bracket color.
Refer to color addendum at ki.com or KI Fabrics & Finishes binder.
- F

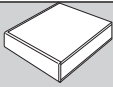
Select nylon glide color.

NGFN

 - Flannel (Dark Grey)



Wood Edge
(WD)
\$ 707



74P Edge
(74P)
\$ 549

\$ 707

\$ 549

\$ 1246

\$ 595

\$ 1246

\$ 595

KENSINGTON MAPLE UPCHARGE

Kensington Maple requires extended leadtimes.

Model	
SM45IN/L	\$48
SM45OUT/L	\$48
SM90IN/L	\$69
SM90OUT/L	\$69
SMCCT/L	\$40
SMETL/L	\$58
SMETR/L	\$58

SPECIAL SERVICES

Special Carton Marking

With specially marked information N/C

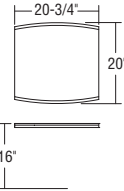
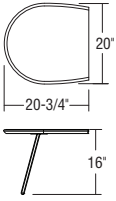
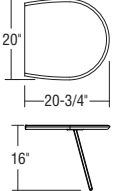
Shipping

Shipped **assembled freight prepaid f.o.b. High Point, North Carolina 27263** factory. Freight class #175.

Specifications and prices are subject to change without prior notice.

Soltice® Metal

Laminate Connecting Tables

MODEL	MODEL NUMBER						Approx. Packaged Weight
	Basic Model	Laminate Color	Edge Style	Edge Color	Frame/Bracket Color	Glide Color	
 <p>Center Connection Table (Laminate Top)</p> <p>SMCT</p>	SMCCT/L	□□□	□□□	□□□	□□		30.0#
 <p>End Table-Left Facing (Laminate Top)</p> <p>SMCT</p>	SMETL/L	□□□	□□□	□□□	□□	□□	30.0#
 <p>End Table-Right Facing (Laminate Top)</p> <p>SMCT</p>	SMETR/L	□□□	□□□	□□□	□□	□□	30.0#
<div> <div>A</div> <div>B</div> <div>C</div> <div>D</div> <div>E</div> <div>F</div> </div>							

HOW TO ORDER

Indicate the following information on order form:

1. Quantity of each item.
2. Model number, including options. See "How To Build a Model Number".
3. Any special service required.

Note: • The □ indicates that a choice is required.

- The absence of the □ indicates that no choice is required.
- Alpha-numeric characters in place of □ indicate that no other alternatives are available.

HOW TO BUILD A MODEL NUMBER

A Select basic model.

B Select laminate color.
Refer to color addendum at ki.com or KI Fabrics & Finishes binder.

C Select edge style.

74P - 74P edge
WD - WD edge

D Select edge color.

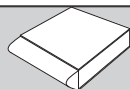
Refer to color addendum at ki.com or KI Fabrics & Finishes binder.
Edge color offerings are based on edge style selections.

E Select frame/bracket color.

Refer to color addendum at ki.com or KI Fabrics & Finishes binder.

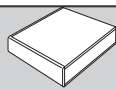
F Select nylon glide color.

NGFN - Flannel (Dark Grey)
NGNT - Natural (Cream)



Wood Edge
(WD)

\$ 705



74P Edge
(74P)

\$ 535

\$ 727

\$ 521

\$ 727

\$ 521

KENSINGTON MAPLE UPCHARGE

Kensington Maple requires extended leadtimes.

Model

SM45IN/L	\$48
SM45OUT/L	\$48
SM90IN/L	\$69
SM90OUT/L	\$69
SMCCT/L	\$40
SMETL/L	\$58
SMETR/L	\$58

SPECIAL SERVICES

Special Carton Marking

With specially marked information N/C

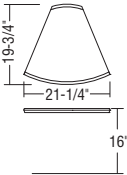
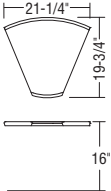
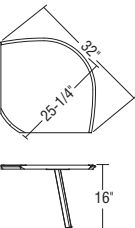
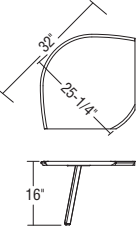
Shipping

Shipped **assembled freight prepaid f.o.b. High Point, North Carolina 27263** factory. Freight class #175.

Specifications and prices are subject to change without prior notice.

Soltice® Metal

Veneer Connecting Tables

MODEL	MODEL NUMBER				Approx. Packaged Weight
	Basic Model	Surface Finish	Frame/Bracket Color	Glide Color	
 SMCT	SM45IN/V	<input type="checkbox"/> <input type="checkbox"/> <input type="checkbox"/>	<input type="checkbox"/> <input type="checkbox"/>		30.0#
 SMCT	SM45OUT/V	<input type="checkbox"/> <input type="checkbox"/> <input type="checkbox"/>	<input type="checkbox"/> <input type="checkbox"/>		30.0#
 SMCT	SM90IN/V	<input type="checkbox"/> <input type="checkbox"/> <input type="checkbox"/>	<input type="checkbox"/> <input type="checkbox"/>	<input type="checkbox"/> <input type="checkbox"/>	35.0#
 SMCT	SM90OUT/V	<input type="checkbox"/> <input type="checkbox"/> <input type="checkbox"/>	<input type="checkbox"/> <input type="checkbox"/>	<input type="checkbox"/> <input type="checkbox"/>	35.0#
<div><div>A</div><div>B</div><div>C</div><div>D</div></div>					

HOW TO ORDER

Indicate the following information on order form:

- Quantity of each item.
- Model number, including options. See "How To Build a Model Number".
- Any special service required.

Note:

- The ☐ indicates that a choice is required.
- The absence of the ☐ indicates that no choice is required.
- Alpha-numeric characters in place of ☐ indicate that no other alternatives are available.

HOW TO BUILD A MODEL NUMBER

- A

Select basic model.
- B

Select surface finish.
Refer to color addendum at [ki.com](#) or KI Fabrics & Finishes binder.
- C

Select frame/bracket color.
Refer to color addendum at [ki.com](#) or KI Fabrics & Finishes binder.
- D

Select nylon glide color.

NGFN

- Flannel (Dark Grey)

NGNT

- Natural (Cream)



Delivered Pricing		
	\$	873
	\$	873
	\$	1040
	\$	1040

KENSINGTON MAPLE UPCHARGE

Kensington Maple requires extended leadtimes.
Model

SM45IN/V	\$48
SM45OUT/V	\$48
SM90IN/V	\$69
SM90OUT/V	\$69
SMCCT/V	\$40
SMETL/V	\$58
SMETR/V	\$58

SPECIAL SERVICES

Special Carton Marking

With specially marked information N/C

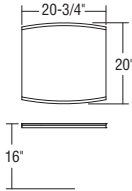
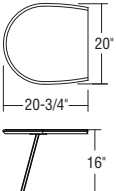
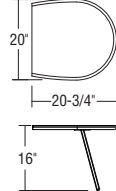
Shipping

Shipped **assembled freight prepaid f.o.b. High Point, North Carolina 27263** factory. Freight class #175.

Specifications and prices are subject to change without prior notice.

Soltice[®] Metal

Veneer Connecting Tables

MODEL	MODEL NUMBER				Approx. Packaged Weight
	Basic Model	Surface Finish	Frame/Bracket Color	Glide Color	
 Center Connection Table (Veneer)	SMCCT/V	<input type="checkbox"/> <input type="checkbox"/> <input type="checkbox"/>	<input type="checkbox"/> <input type="checkbox"/>		30.0#
SMCT					
 End Table-Left Facing (Veneer)	SMETL/V	<input type="checkbox"/> <input type="checkbox"/> <input type="checkbox"/>	<input type="checkbox"/> <input type="checkbox"/>	<input type="checkbox"/> <input type="checkbox"/>	30.0#
SMCT					
 End Table-Right Facing (Veneer)	SMETR/V	<input type="checkbox"/> <input type="checkbox"/> <input type="checkbox"/>	<input type="checkbox"/> <input type="checkbox"/>	<input type="checkbox"/> <input type="checkbox"/>	30.0#
SMCT					
A B C D					

HOW TO ORDER

- Indicate the following information on order form:
1. Quantity of each item.
 2. Model number, including options. See "How To Build a Model Number".
 3. Any special service required.

Note:

- The ☐ indicates that a choice is required.
- The absence of the ☐ indicates that no choice is required.
- Alpha-numeric characters in place of ☐ indicate that no other alternatives are available.

HOW TO BUILD A MODEL NUMBER

- A** Select basic model.
- B** Select surface finish.
Refer to color addendum at ki.com or KI Fabrics & Finishes binder.
- C** Select frame/bracket color.
Refer to color addendum at ki.com or KI Fabrics & Finishes binder.
- D** Select nylon glide color.
- | | |
|-------------|-----------------------|
| NGFN | - Flannel (Dark Grey) |
| NGNT | - Natural (Cream) |



Delivered Pricing	
\$ 774	
\$ 766	
\$ 766	

KENSINGTON MAPLE UPCHARGE

Kensington Maple requires extended leadtimes.
Model

SM45IN/V	\$48
SM45OUT/V	\$48
SM90IN/V	\$69
SM90OUT/V	\$69
SMCCT/V	\$40
SMETL/V	\$58
SMETR/V	\$58

SPECIAL SERVICES

Special Carton Marking

With specially marked information N/C

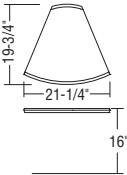
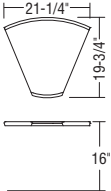
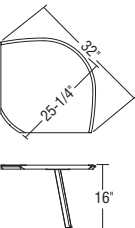
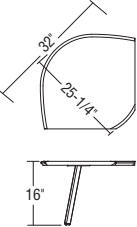
Shipping

Shipped **assembled freight prepaid f.o.b. High Point, North Carolina 27263** factory. Freight class #175.

Specifications and prices are subject to change without prior notice.

Soltice[®] Metal

Solid Surface Connecting Tables

MODEL	MODEL NUMBER			Approx. Packaged Weight
	Basic Model	Frame/Bracket Color	Glide Color	
 SMCT	45 Degree Connector Table-Inside (Solid Surface) • Solid surface color is always Corian™ glacier white.	SM45IN/S	<input type="checkbox"/> <input type="checkbox"/>	30.0#
 SMCT	45 Degree Connector Table-Outside (Solid Surface) • Solid surface color is always Corian™ glacier white.	SM45OUT/S	<input type="checkbox"/> <input type="checkbox"/>	30.0#
 SMCT	90 Degree Connector Table-Inside (Solid Surface) • Solid surface color is always Corian™ glacier white.	SM90IN/S	<input type="checkbox"/> <input type="checkbox"/>	35.0#
 SMCT	90 Degree Connector Table-Outside (Solid Surface) • Solid surface color is always Corian™ glacier white.	SM90OUT/S	<input type="checkbox"/> <input type="checkbox"/>	35.0#
<div><div>A</div><div>B</div><div>C</div></div>				

HOW TO ORDER

Indicate the following information on order form:

1. Quantity of each item.
2. Model number, including options. See "How To Build a Model Number".
3. Any special service required.

Note:

- The ☐ indicates that a choice is required.
- The absence of the ☐ indicates that no choice is required.
- Alpha-numeric characters in place of ☐ indicate that no other alternatives are available.

HOW TO BUILD A MODEL NUMBER

- A

Select basic model.
- B

Select frame/bracket color.
Refer to color addendum at ki.com or KI Fabrics & Finishes binder.
- C

Select nylon glide color.

NGFN

- Flannel (Dark Grey)

NGNT

- Natural (Cream)



Delivered Pricing	
\$ 1106	
\$ 1106	
\$ 1446	
\$ 1446	

SPECIAL SERVICES

Special Carton Marking

With specially marked informationN/C

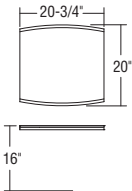
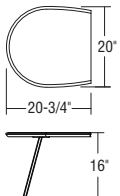
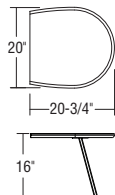
Shipping

Shipped assembled freight prepaid f.o.b. High Point, North Carolina 27263 factory. Freight class #175.

Specifications and prices are subject to change without prior notice.

Soltice® Metal

Solid Surface Connecting Tables

MODEL	MODEL NUMBER			Approx. Packaged Weight
	Basic Model	Frame/Bracket Color	Glide Color	
 <p>Center Connection Table (Solid Surface)</p> <ul style="list-style-type: none"> Solid surface color is always Corian™ glacier white. 	SMCCT/S	<input type="checkbox"/> <input type="checkbox"/>		30.0#
SMCT				
 <p>End Table-Left Facing (Solid Surface)</p> <ul style="list-style-type: none"> Solid surface color is always Corian™ glacier white. 	SMETL/S	<input type="checkbox"/> <input type="checkbox"/>	<input type="checkbox"/> <input type="checkbox"/>	30.0#
SMCT				
 <p>End Table-Right Facing (Solid Surface)</p> <ul style="list-style-type: none"> Solid surface color is always Corian™ glacier white. 	SMETR/S	<input type="checkbox"/> <input type="checkbox"/>	<input type="checkbox"/> <input type="checkbox"/>	30.0#
SMCT				
<div> <div>A</div> <div>B</div> <div>C</div> </div>				

HOW TO ORDER

Indicate the following information on order form:

- Quantity of each item.
- Model number, including options. See "How To Build a Model Number".
- Any special service required.

Note: • The ☐ indicates that a choice is required.

- The absence of the ☐ indicates that no choice is required.
- Alpha-numeric characters in place of ☐ indicate that no other alternatives are available.

HOW TO BUILD A MODEL NUMBER

A Select basic model.

B Select frame/bracket color.
Refer to color addendum at ki.com or KI Fabrics & Finishes binder.

C Select nylon glide color.

NGFN - Flannel (Dark Grey)
NGNT - Natural (Cream)

\$ 1233

\$ 1208

\$ 1208

Special Carton Marking

With specially marked information	N/C
-----------------------------------	-----

Shipping

Shipped **assembled freight prepaid f.o.b.**
High Point, North Carolina 27263 factory.
 Freight class #175.

Specifications and prices are subject to change without prior notice.

Soltice® Metal

Lobby and Lounge Seating General Information



	Open Arm Lounge (SLOM23)	Open Arm Loveseat (SLOM33)	Open Arm Sofa (SLOM43)	Closed Arm Lounge (SLPM23)	Closed Arm Loveseat (SLPM33)	Closed Arm Sofa (SLPM43)
General Dimensions						
Seat width	22"	44"	66"	22"	44"	66"
Seat depth	19"	19"	19"	19"	19"	19"
Seat height	19"	19"	19"	19"	19"	19"
Arm width	2-1/4"	2-1/4"	2-1/4"	2-1/4"	2-1/4"	2-1/4"
Arm height	27"	27"	27"	27"	27"	27"
Overall Dimensions						
Width	26-1/2"	48-1/2"	70-1/2"	26-1/2"	48-1/2"	70-1/2"
Depth	29"	29"	29"	29"	29"	29"
Height	33-1/2"	33-1/2"	33-1/2"	33-1/2"	33-1/2"	33-1/2"

UPHOLSTERY INFORMATION

C.O.M. Fabric

For C.O.M. fabric sent to KI-High Point on multiple rolls, add an additional yard of fabric per roll to the yardage requirements. Multiple rolls have shorter pieces of fabric on them and do not allow nesting and stacking of the fabric to achieve the best yield as is done with one large roll. This results in yardage shortages and requests for additional fabric from the client, which can delay an order. For each roll that is sent, one yard needs to be added to one of the rolls, not separately.

Fabric Disclaimer

Fabric will be applied as swatched by the fabric manufacturer. Fabric that is required to be applied differently than is swatched will need a Special Cost Request written specifying the direction the fabric is to be applied. The posted standard lead time will apply to the Special Cost Request.

FINISH INFORMATION

SPECIAL FINISH MATCHES

KI can match special finish requests at an upcharge of \$70 List per item, up to 12 or a maximum charge of \$840 List per order per color. Special finish requests must be sent to your KI customer service representative.

Upon receipt from KI, the finishing department will prepare a "strike-off" which will be sent to the customer for approval.

The approval form accompanying the strike-off should be faxed to your KI customer service representative. Upon receipt of the signed approval form, KI will proceed with the order. Disapproved samples may be sent back to KI directly with an explanation of disapproval. A Special Finish Number (SFN) will be assigned to this finish sample for future reference or reorders



**Ottoman
(SM20)**

General Dimensions

Seat width

Seat depth

Seat height

Arm width

Arm height

Overall Dimensions

Width 22-1/2"

Depth 22"

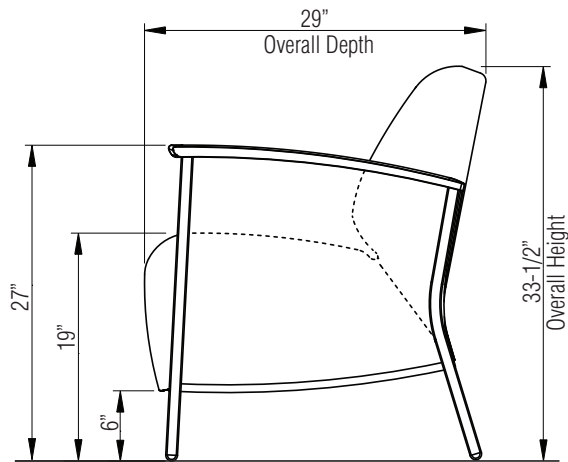
Height 18"

INFORMATION

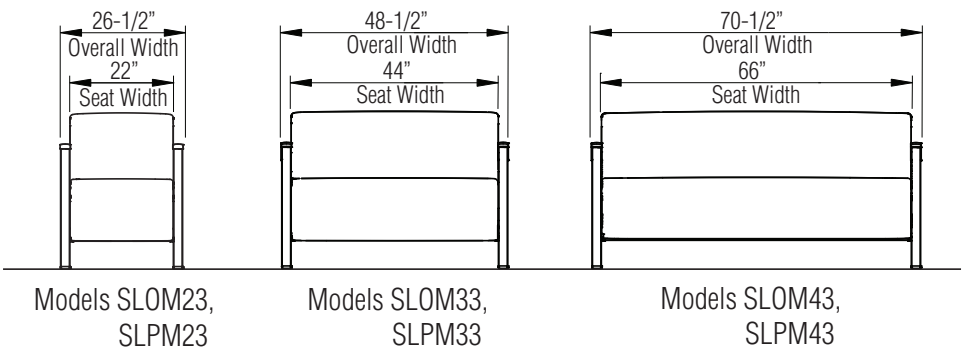
Warranty

Refer to KI Terms & Conditions document
or visit ki.com

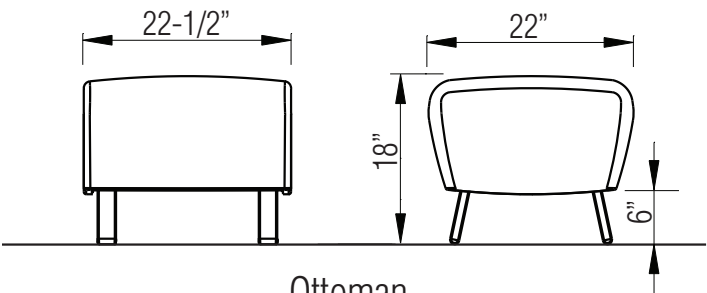
Lounge Seating (Open Arm/ Closed Arm)



Lounge Seating - All Models



Lounge Seating - Ottoman

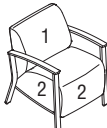
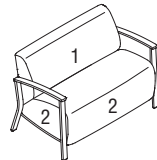
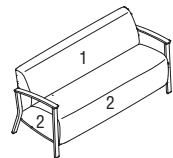


Ottoman
Model SM20



Soltice® Metal

Lobby and Lounge Seating

	Features	COM	MODEL NUMBER								Approx. Packaged Weight
			Basic Model	Non-Contrast or Fabric Contrast 1	Fabric Contrast 2	Base Finish	Arm Cap	Wood Finish	Glide Color	Moisture Barrier	
	Non-contrast	2.5 yd	SLOM23/NC	□□□□		□□	□□	□□□	□□	□□□	65.0#
	Contrast		SLOM23/FC	□□□□	□□□□	□□	□□	□□□	□□	□□□	65.0#
SMLS											
Lounge Chair (Open Arm)											
• 1 = Back (Fabric Contrast 1) C.O.M. = 1.75 yd											
• 2 = Seat (Fabric Contrast 2) C.O.M. = 1.5 yd											
• W=26-1/2" D=29" H=33-1/2"											
	Non-contrast	4.5 yd	SLOM33/NC	□□□□		□□	□□	□□□	□□	□□□	110.0#
	Contrast		SLOM33/FC	□□□□	□□□□	□□	□□	□□□	□□	□□□	110.0#
SMLS											
Loveseat (Open Arm)											
• 1 = Back (Fabric Contrast 1) C.O.M. = 3 yd											
• 2 = Seat (Fabric Contrast 2) C.O.M. = 2.5 yd											
• W=48-1/2" D=29" H=33-1/2"											
	Non-contrast	6 yd	SLOM43/NC	□□□□		□□	□□	□□□	□□	□□□	135.0#
	Contrast		SLOM43/FC	□□□□	□□□□	□□	□□	□□□	□□	□□□	135.0#
SMLS											
Sofa (Open Arm)											
• 1 = Back (Fabric Contrast 1) C.O.M. = 3.5 yd											
• 2 = Seat (Fabric Contrast 2) C.O.M. = 2.75 yd											
• W=70-1/2" D=29" H=33-1/2"											
			A	B	C	D	E	F	G	H	

HOW TO ORDER

Indicate the following information on order form:

- Quantity of each item.
- Model number, including options. See "How To Build a Model Number".
- Any special service required.

Note: • The □ indicates that a choice is required.

- The absence of the □ indicates that no choice is required.
- Alpha-numeric characters in place of □ indicate that no other alternatives are available.

HOW TO BUILD A MODEL NUMBER

A Select basic model.

B Select non-contrast or fabric contrast 1. Refer to color addendum at ki.com or KI Fabrics & Finishes binder.

C Select fabric contrast 2. Refer to color addendum at ki.com or KI Fabrics & Finishes binder.

D Select base finish color. Refer to color addendum at ki.com or KI Fabrics & Finishes binder.

E Select armcap option.

WAC	- Wood armcaps (pair)
SAC	- Solid surface armcaps; add \$572
PACBL	- Black poly; add \$93
PACSA	- Sand poly; add \$93
PACWG	- Warm Grey poly; add \$93

Solid surface armcap color is always Corian™ white.

F Select wood finish color. Refer to color addendum at ki.com or KI Fabrics & Finishes binder. For Kensington Maple add upcharge.

G Select nylon glide color.

NGFN	- Flannel (Dark Grey)
NGNT	- Natural (Cream)

H Select moisture barrier.

MB	- Moisture barrier
NMB	- No moisture barrier

See pricing column for moisture barrier upcharge.

Specifications and prices are subject to change without prior notice.

H Select moisture barrier.


MB	- Moisture barrier
NMB	- No moisture barrier

See pricing column for moisture barrier upcharge.

Specifications and prices are subject to change without prior notice.

Soltice[®] Metal

Lobby and Lounge Seating

				MODEL NUMBER					Approx. Packaged Weight
				Basic Model	Non-Contrast or Fabric Contrast 1	Base Finish	Glide Color	Moisture Barrier	
MODEL	Features	COM							
 SMLS	Lounge Ottoman	Non-contrast	1.5 yd	SM20	□□□□	□□	□□	□□□	35.0#
	• W=22-1/2" D=22" H=18"								
				A	B	C	D	E	

HOW TO ORDER

Indicate the following information on order form:

1. Quantity of each item.
2. Model number, including options. See "How To Build a Model Number".
3. Any special service required.

Note:

- The □ indicates that a choice is required.
- The absence of the □ indicates that no choice is required.
- Alpha-numeric characters in place of □ indicate that no other alternatives are available.

HOW TO BUILD A MODEL NUMBER

- A** Select basic model.
- B** Select non-contrast or fabric contrast 1.
Refer to color addendum at ki.com or KI Fabrics & Finishes binder.
- C** Select base finish color.
Refer to color addendum at ki.com or KI Fabrics & Finishes binder.
- D** Select nylon glide color.

NGFN - Flannel (Dark Grey)

NGNT - Natural (Cream)
- E** Select moisture barrier.

MB - Moisture barrier

NMB - No moisture barrier

See pricing column for moisture barrier upcharge.



Grade C.O.M.	Grade C	Grade D	Grade E & C.O.L.	Grade F	Grade G	Grade H	Grade I	Grade J	Grade K	Grade L Leather	Grade M Leather	Moisture Barrier add to list price
\$ 764	\$ 821	\$ 836	\$ 855	\$ 867	\$ 891	\$ 915	\$ 945	\$ 1006	\$ 1066	\$ 1127	\$ 1248	\$ 166

California TB133 Fire Safety Code

The above seating products can be manufactured as a Special Cost Request using the appropriate flame-retardant materials and fabric selections for compliance to California Technical Bulletin 133. Please contact KI customer service for fabric compliance. Not available with moisture barrier.

Model	
SLOM23	\$235
SLPM23	\$273
SLOM33	\$315
SLPM33	\$350
SLOM43	\$366
SLPM43	\$410
SM20	\$196

SPECIAL SERVICES

Special Carton Marking

With specially marked information N/C

Shipping


Shipped **assembled freight prepaid f.o.b. High Point, North Carolina 27263** factory. Freight class #175.

Specifications and prices are subject to change without prior notice.


Occasional Tables



Models 2201L, 2201V, 2201S
Diameter - 20"
Height - 16"




Models 2202L, 2202V, 2202S
Diameter - 24"
Height - 16"



Models 2203L, 2203V, 2203S
Diameter - 20"
Height - 22"




Models 2204L, 2204V, 2204S
Diameter - 24"
Height - 22"



Models 2205L, 2205V, 2205S
Diameter - 36"
Height - 16"



Models 2206L, 2206V, 2206S
Width - 20"
Depth - 20"
Height - 16"




Models 2207L, 2207V, 2207S
Width - 24"
Depth - 24"
Height - 16"




Models 2208L, 2208V, 2208S
Width - 20"
Depth - 20"
Height - 22"



Models 2209L, 2209V, 2209S
Width - 24"
Depth - 24"
Height - 22"

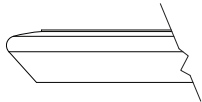


Models 2210L, 2210V, 2210S
Width - 47"
Depth - 15"
Height - 30"

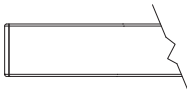


Models 2221L, 2221V, 2221S
Width - 42"
Depth - 24"
Height - 16"

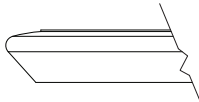
Occasional Table Edge Styles



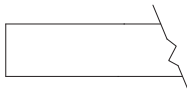
Laminate top - Wood edge
(/L-WD)



Laminate top - 74P edge
(/L-74P)



Veneer top - Wood edge







Solid Surface top and edge



Soltice[®] Metal

Laminate Club Tables

			MODEL NUMBER						Approx. Packaged Weight
			Basic Model	Base Finish	Laminate Color	Edge Style	Edge Color	Glide Color	
	SMFT	Square Club Table (Laminate Top) - 16\" data-bbox="158 187 348 233">High	2206/L	<input type="checkbox"/> <input type="checkbox"/>	<input type="checkbox"/> <input type="checkbox"/> <input type="checkbox"/>	<input type="checkbox"/> <input type="checkbox"/> <input type="checkbox"/>	<input type="checkbox"/> <input type="checkbox"/> <input type="checkbox"/>	<input type="checkbox"/> <input type="checkbox"/>	30.0#
	SMFT	Square Club Table (Laminate Top) - 22\" data-bbox="158 378 348 424">High	2208/L	<input type="checkbox"/> <input type="checkbox"/>	<input type="checkbox"/> <input type="checkbox"/> <input type="checkbox"/>	<input type="checkbox"/> <input type="checkbox"/> <input type="checkbox"/>	<input type="checkbox"/> <input type="checkbox"/> <input type="checkbox"/>	<input type="checkbox"/> <input type="checkbox"/>	35.0#
	SMFT	Round Club Table (Laminate Top) - 16\" data-bbox="158 603 348 649">High	2201/L	<input type="checkbox"/> <input type="checkbox"/>	<input type="checkbox"/> <input type="checkbox"/> <input type="checkbox"/>	<input type="checkbox"/> <input type="checkbox"/> <input type="checkbox"/>	<input type="checkbox"/> <input type="checkbox"/> <input type="checkbox"/>	<input type="checkbox"/> <input type="checkbox"/>	30.0#
	SMFT	Round Club Table (Laminate Top) - 22\" data-bbox="158 769 348 815">High	2203/L	<input type="checkbox"/> <input type="checkbox"/>	<input type="checkbox"/> <input type="checkbox"/> <input type="checkbox"/>	<input type="checkbox"/> <input type="checkbox"/> <input type="checkbox"/>	<input type="checkbox"/> <input type="checkbox"/> <input type="checkbox"/>	<input type="checkbox"/> <input type="checkbox"/>	32.0#
			A	B	C	D	E	F	

HOW TO ORDER

Indicate the following information on order form:

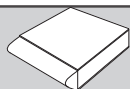
1. Quantity of each item.
2. Model number, including options. See “How To Build a Model Number”.
3. Any special service required.

Note:

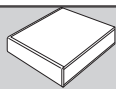
- The ☐ indicates that a choice is required.
- The absence of the ☐ indicates that no choice is required.
- Alpha-numeric characters in place of ☐ indicate that no other alternatives are available.

HOW TO BUILD A MODEL NUMBER

- A** Select basic model.
- B** Select base finish.
Refer to color addendum at [ki.com](#) or KI Fabrics & Finishes binder.
- C** Select laminate color.
Refer to color addendum at [ki.com](#) or KI Fabrics & Finishes binder.
- D** Select edge style.
74P - 74P edge
WD - WD edge
- E** Select edge color.
Refer to color addendum at [ki.com](#) or KI Fabrics & Finishes binder.
Edge color offerings are based on edge style selections.
- F** Select nylon glide color.
NGFN - Flannel (Dark Grey)
NGNT - Natural (Cream)


 Wood Edge
(WD)

\$ 820


 74P Edge
(74P)

\$ 602

\$ 838

\$ 686

\$ 773

\$ 658

\$ 792

\$ 679

KENSINGTON MAPLE UPCHARGE

Kensington Maple requires extended
leadtimes.
Model

2201/L-WD	\$82
2202/L-WD	\$109
2203/L-WD	\$82
2204/L-WD	\$109
2205/L-WD	\$164
2206/L-WD	\$82
2207/L-WD	\$109
2208/L-WD	\$82
2209/L-WD	\$109
2210/L-WD	\$213
2221/L-WD	\$164

SPECIAL SERVICES
Special Carton Marking

With specially marked information N/C





Shipping

Shipped **assembled freight prepaid f.o.b.**
High Point, North Carolina 27263 factory.
Freight class #175.

Specifications and prices are subject to
change without prior notice.

Soltice® Metal

Laminate Lamp Tables

			MODEL NUMBER						Approx. Packaged Weight
			Basic Model	Base Finish	Laminate Color	Edge Style	Edge Color	Glide Color	
 SMFT	Square Lamp Table (Laminate Top) - 16" High	24" x 24"	2207/L	<input type="checkbox"/>	<input type="checkbox"/>	<input type="checkbox"/>	<input type="checkbox"/>	<input type="checkbox"/>	40.0#
 SMFT	Square Lamp Table (Laminate Top) - 22" High	24" x 24"	2209/L	<input type="checkbox"/>	<input type="checkbox"/>	<input type="checkbox"/>	<input type="checkbox"/>	<input type="checkbox"/>	40.0#
 SMFT	Round Lamp Table (Laminate Top) - 16" High	24" Diameter	2202/L	<input type="checkbox"/>	<input type="checkbox"/>	<input type="checkbox"/>	<input type="checkbox"/>	<input type="checkbox"/>	35.0#
 SMFT	Round Lamp Table (Laminate Top) - 22" High	24" Diameter	2204/L	<input type="checkbox"/>	<input type="checkbox"/>	<input type="checkbox"/>	<input type="checkbox"/>	<input type="checkbox"/>	50.0#
			A	B	C	D	E	F	

HOW TO ORDER

Indicate the following information on order form:

1. Quantity of each item.
2. Model number, including options. See "How To Build a Model Number".
3. Any special service required.

Note: • The ☐ indicates that a choice is required.

- The absence of the ☐ indicates that no choice is required.
- Alpha-numeric characters in place of ☐ indicate that no other alternatives are available.

HOW TO BUILD A MODEL NUMBER

A Select basic model.

B Select base finish.

Refer to color addendum at ki.com or KI Fabrics & Finishes binder.

C Select laminate color.

Refer to color addendum at ki.com or KI Fabrics & Finishes binder.

D Select edge style.

WD - WD edge

74P - 74P edge

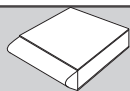
E Select edge color.

Refer to color addendum at ki.com or KI Fabrics & Finishes binder.
Edge color offerings are based on edge style selections.

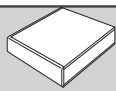
F Select nylon glide color.

NGFN - Flannel (Dark Grey)

NGNT - Natural (Cream)


 Wood Edge
(WD)

\$ 911


 74P Edge
(74P)

\$ 734

\$ 930

\$ 715

\$ 850

\$ 688

\$ 869

\$ 709

KENSINGTON MAPLE UPCHARGE

Kensington Maple requires extended
leadtimes.
Model

2201/L-WD	\$82
2202/L-WD	\$109
2203/L-WD	\$82
2204/L-WD	\$109
2205/L-WD	\$164
2206/L-WD	\$82
2207/L-WD	\$109
2208/L-WD	\$82
2209/L-WD	\$109
2210/L-WD	\$213
2221/L-WD	\$164

SPECIAL SERVICES
Special Carton Marking

With specially marked information N/C

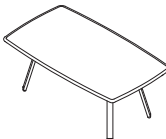


Shipping

Shipped **assembled freight prepaid f.o.b.**
High Point, North Carolina 27263 factory.
Freight class #175.

Specifications and prices are subject to
change without prior notice.

Soltice® Metal

Laminate Coffee & Console Tables

			MODEL NUMBER							Approx. Packaged Weight	
			Basic Model	Base Finish	Laminate Color	Edge Style	Edge Color	Shelf Edge Color	Glide Color		
	Rectangle Coffee Table (Laminate Top) - 16" High	42" x 24"	2221/L	<input type="checkbox"/> <input type="checkbox"/>	<input type="checkbox"/> <input type="checkbox"/> <input type="checkbox"/>	<input type="checkbox"/> <input type="checkbox"/> <input type="checkbox"/>	<input type="checkbox"/> <input type="checkbox"/> <input type="checkbox"/>	<input type="checkbox"/> <input type="checkbox"/> <input type="checkbox"/>	<input type="checkbox"/> <input type="checkbox"/>	60.0#	
SMFT											
	Round Coffee Table (Laminate Top) - 16" High	36" Diameter	2205/L	<input type="checkbox"/> <input type="checkbox"/>	<input type="checkbox"/> <input type="checkbox"/> <input type="checkbox"/>	<input type="checkbox"/> <input type="checkbox"/> <input type="checkbox"/>	<input type="checkbox"/> <input type="checkbox"/> <input type="checkbox"/>	<input type="checkbox"/> <input type="checkbox"/> <input type="checkbox"/>	<input type="checkbox"/> <input type="checkbox"/>	65.0#	
SMFT											
	Console Table (Laminate Top) - 30" High	47" x 15"	2210/L	<input type="checkbox"/> <input type="checkbox"/>	<input type="checkbox"/> <input type="checkbox"/> <input type="checkbox"/>	<input type="checkbox"/> <input type="checkbox"/> <input type="checkbox"/>	<input type="checkbox"/> <input type="checkbox"/> <input type="checkbox"/>	<input type="checkbox"/> <input type="checkbox"/> <input type="checkbox"/>	<input type="checkbox"/> <input type="checkbox"/>	65.0#	
SMFT											
			A	B	C	D	E	F	G		

HOW TO ORDER

Indicate the following information on order form:

1. Quantity of each item.
2. Model number, including options. See "How To Build a Model Number".
3. Any special service required.

Note:

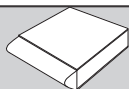
- The ☐ indicates that a choice is required.
- The absence of the ☐ indicates that no choice is required.
- Alpha-numeric characters in place of ☐ indicate that no other alternatives are available.

HOW TO BUILD A MODEL NUMBER

- A** Select basic model.
- B** Select base finish.
Refer to color addendum at [ki.com](#) or KI Fabrics & Finishes binder.
- C** Select laminate color.
Refer to color addendum at [ki.com](#) or KI Fabrics & Finishes binder.
- D** Select edge style.
WD - WD edge
74P - 74P edge
- E** Select edge color.
Refer to color addendum at [ki.com](#) or KI Fabrics & Finishes binder.
Edge color offerings are based on edge style selections.
- F** Select lower shelf edge color.
Refer to color addendum at [ki.com](#) or KI Fabrics & Finishes binder.

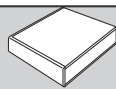
Lower shelf has 74P edge and requires color pick when wood edge is selected for laminate top.

- G** Select nylon glide color.
- | | |
|-------------|-----------------------|
| NGFN | - Flannel (Dark Grey) |
| NGNT | - Natural (Cream) |



Wood Edge
(WD)

\$ 1254



74P Edge
(74P)

\$ 946

\$ 1259

\$ 933

\$ 1511

\$ 1308

KENSINGTON MAPLE UPCHARGE

Kensington Maple requires extended leadtimes.
Model

2201/L-WD	\$82
2202/L-WD	\$109
2203/L-WD	\$82
2204/L-WD	\$109
2205/L-WD	\$164
2206/L-WD	\$82
2207/L-WD	\$109
2208/L-WD	\$82
2209/L-WD	\$109
2210/L-WD	\$213
2221/L-WD	\$164

SPECIAL SERVICES

Special Carton Marking

With specially marked information N/C





Shipping

Shipped **assembled freight prepaid f.o.b. High Point, North Carolina 27263** factory. Freight class #175.

Specifications and prices are subject to change without prior notice.

Soltice[®] Metal

Veneer Club Tables

			MODEL NUMBER				Approx. Packaged Weight
			Basic Model	Base Finish	Surface Finish	Glide Color	
	Square Club Table (Veneer Top) - 16\" data-bbox="185 175 360 195">High	20\" data-bbox="385 175 425 185">x 20\"	2206/V	<input type="checkbox"/> <input type="checkbox"/>	<input type="checkbox"/> <input type="checkbox"/> <input type="checkbox"/>	<input type="checkbox"/> <input type="checkbox"/>	30.0#
SMFT							
	Square Club Table (Veneer Top) - 22\" data-bbox="185 255 360 275">High	20\" data-bbox="385 255 425 265">x 20\"	2208/V	<input type="checkbox"/> <input type="checkbox"/>	<input type="checkbox"/> <input type="checkbox"/> <input type="checkbox"/>	<input type="checkbox"/> <input type="checkbox"/>	35.0#
SMFT							
	Round Club Table (Veneer Top) - 16\" data-bbox="185 355 380 365">High	20\" data-bbox="385 350 445 360">Diameter	2201/V	<input type="checkbox"/> <input type="checkbox"/>	<input type="checkbox"/> <input type="checkbox"/> <input type="checkbox"/>	<input type="checkbox"/> <input type="checkbox"/>	30.0#
SMFT							
	Round Club Table (Veneer Top) - 22\" data-bbox="185 425 380 435">High	20\" data-bbox="385 420 445 430">Diameter	2203/V	<input type="checkbox"/> <input type="checkbox"/>	<input type="checkbox"/> <input type="checkbox"/> <input type="checkbox"/>	<input type="checkbox"/> <input type="checkbox"/>	32.0#
SMFT							
			A	B	C	D	

HOW TO ORDER

Indicate the following information on order form:

- Quantity of each item.
- Model number, including options. See “How To Build a Model Number”.
- Any special service required.

Note:

- The ☐ indicates that a choice is required.
- The absence of the ☐ indicates that no choice is required.
- Alpha-numeric characters in place of ☐ indicate that no other alternatives are available.

HOW TO BUILD A MODEL NUMBER

- A** Select basic model.
- B** Select base finish.
Refer to color addendum at ki.com or KI Fabrics & Finishes binder.
- C** Select surface finish.
Refer to color addendum at ki.com or KI Fabrics & Finishes binder.
- D** Select nylon glide color.

NGFN

- Flannel (Dark Grey)

NGNT

- Natural (Cream)


 Delivered
 Pricing

\$ 887

\$ 906

\$ 978

\$ 996

KENSINGTON MAPLE UPCHARGE

 Kensington Maple requires extended
 leadtimes.
 Model

2201/V	\$82
2202/V	\$109
2203/V	\$82
2204/V	\$109
2205/V	\$164
2206/V	\$82
2207/V	\$109
2208/V	\$82
2209/V	\$109
2210/V	\$213
2221/V	\$164

SPECIAL SERVICES
Special Carton Marking

With specially marked information N/C





Shipping

 Shipped **assembled freight prepaid f.o.b.**
High Point, North Carolina 27263 factory.
 Freight class #175.

 Specifications and prices are subject to
 change without prior notice.

Soltice® Metal

Veneer Lamp Tables

			MODEL NUMBER				Approx. Packaged Weight
			Basic Model	Base Finish	Surface Finish	Glide Color	
 SMFT	Square Lamp Table (Veneer Top) - 16" High	24" x 24"	2207/V	<input type="checkbox"/> <input type="checkbox"/>	<input type="checkbox"/> <input type="checkbox"/> <input type="checkbox"/>	<input type="checkbox"/> <input type="checkbox"/>	40.0#
 SMFT	Square Lamp Table (Veneer Top) - 22" High	24" x 24"	2209/V	<input type="checkbox"/> <input type="checkbox"/>	<input type="checkbox"/> <input type="checkbox"/> <input type="checkbox"/>	<input type="checkbox"/> <input type="checkbox"/>	40.0#
 SMFT	Round Lamp Table (Veneer Top) - 16" High	24" Diameter	2202/V	<input type="checkbox"/> <input type="checkbox"/>	<input type="checkbox"/> <input type="checkbox"/> <input type="checkbox"/>	<input type="checkbox"/> <input type="checkbox"/>	35.0#
 SMFT	Round Lamp Table (Veneer Top) - 22" High	24" Diameter	2204/V	<input type="checkbox"/> <input type="checkbox"/>	<input type="checkbox"/> <input type="checkbox"/> <input type="checkbox"/>	<input type="checkbox"/> <input type="checkbox"/>	50.0#
			A	B	C	D	

HOW TO ORDER

Indicate the following information on order form:

1. Quantity of each item.
2. Model number, including options. See "How To Build a Model Number".
3. Any special service required.

Note:

- The ☐ indicates that a choice is required.
- The absence of the ☐ indicates that no choice is required.
- Alpha-numeric characters in place of ☐ indicate that no other alternatives are available.

HOW TO BUILD A MODEL NUMBER

- A** Select basic model.
- B** Select base finish.
Refer to color addendum at ki.com or KI Fabrics & Finishes binder.
- C** Select surface finish.
Refer to color addendum at ki.com or KI Fabrics & Finishes binder.
- D** Select nylon glide color.
- | | |
|-------------|-----------------------|
| NGFN | - Flannel (Dark Grey) |
| NGNT | - Natural (Cream) |



Delivered Pricing	
\$	969
\$	988
\$	1058
\$	1076

KENSINGTON MAPLE UPCHARGE

Kensington Maple requires extended leadtimes.
Model

2201/V	\$82
2202/V	\$109
2203/V	\$82
2204/V	\$109
2205/V	\$164
2206/V	\$82
2207/V	\$109
2208/V	\$82
2209/V	\$109
2210/V	\$213
2221/V	\$164

SPECIAL SERVICES

Special Carton Marking

With specially marked information N/C

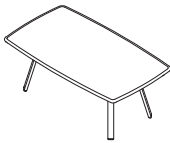


Shipping

Shipped **assembled freight prepaid f.o.b. High Point, North Carolina 27263** factory. Freight class #175.

Specifications and prices are subject to change without prior notice.

Soltice® Metal

Veneer Coffee & Console Tables

			MODEL NUMBER				Approx. Packaged Weight
			Basic Model	Base Finish	Surface Finish	Glide Color	
MODEL		W x D					
	Rectangle Coffee Table (Veneer Top) - 16" High	42" x 24"	2221/V	<input type="checkbox"/> <input type="checkbox"/>	<input type="checkbox"/> <input type="checkbox"/> <input type="checkbox"/>	<input type="checkbox"/> <input type="checkbox"/>	60.0#
SMFT							
	Round Coffee Table (Veneer Top) - 16" High	36" Diameter	2205/V	<input type="checkbox"/> <input type="checkbox"/>	<input type="checkbox"/> <input type="checkbox"/> <input type="checkbox"/>	<input type="checkbox"/> <input type="checkbox"/>	65.0#
SMFT							
	Console Table (Veneer Top) - 30" High	47" x 15"	2210/V	<input type="checkbox"/> <input type="checkbox"/>	<input type="checkbox"/> <input type="checkbox"/> <input type="checkbox"/>	<input type="checkbox"/> <input type="checkbox"/>	65.0#
SMFT							
			A	B	C	D	

HOW TO ORDER

Indicate the following information on order form:

1. Quantity of each item.
2. Model number, including options. See "How To Build a Model Number".
3. Any special service required.

Note: • The ☐ indicates that a choice is required.

- The absence of the ☐ indicates that no choice is required.
- Alpha-numeric characters in place of ☐ indicate that no other alternatives are available.

HOW TO BUILD A MODEL NUMBER

A Select basic model.

B Select base finish.

Refer to color addendum at ki.com or KI Fabrics & Finishes binder.

C Select surface finish.

Refer to color addendum at ki.com or KI Fabrics & Finishes binder.

D Select nylon glide color.

NGFN - Flannel (Dark Grey)

NGNT - Natural (Cream)



Delivered Pricing
\$ 1138
\$ 1291
\$ 1732

KENSINGTON MAPLE UPCHARGE

Kensington Maple requires extended leadtimes.
Model

2201/V	\$82
2202/V	\$109
2203/V	\$82
2204/V	\$109
2205/V	\$164
2206/V	\$82
2207/V	\$109
2208/V	\$82
2209/V	\$109
2210/V	\$213
2221/V	\$164

SPECIAL SERVICES

Special Carton Marking

With specially marked information N/C





Shipping

Shipped **assembled freight prepaid f.o.b. High Point, North Carolina 27263** factory. Freight class #175.

Specifications and prices are subject to change without prior notice.

Soltice[®] Metal

Solid Surface Club Tables

		W x D	MODEL NUMBER			Approx. Packaged Weight
			Basic Model	Base Finish	Glide Color	
	Square Club Table (Solid Surface Top) - 16" High <ul style="list-style-type: none">• Solid surface color is always Corian™ glacier white.	20" x 20"	2206/S	<input type="checkbox"/> <input type="checkbox"/>	<input type="checkbox"/> <input type="checkbox"/>	30.0#
SMFT						
	Square Club Table (Solid Surface Top) - 22" High <ul style="list-style-type: none">• Solid surface color is always Corian™ glacier white.	20" x 20"	2208/S	<input type="checkbox"/> <input type="checkbox"/>	<input type="checkbox"/> <input type="checkbox"/>	35.0#
SMFT						
	Round Club Table (Solid Surface Top) - 16" High <ul style="list-style-type: none">• Solid surface color is always Corian™ glacier white.	20" Diameter	2201/S	<input type="checkbox"/> <input type="checkbox"/>	<input type="checkbox"/> <input type="checkbox"/>	30.0#
SMFT						
	Round Club Table (Solid Surface Top) - 22" High <ul style="list-style-type: none">• Solid surface color is always Corian™ glacier white.	20" Diameter	2203/S	<input type="checkbox"/> <input type="checkbox"/>	<input type="checkbox"/> <input type="checkbox"/>	32.0#
SMFT						
			A	B	C	

HOW TO ORDER

Indicate the following information on order form:

1. Quantity of each item.
2. Model number, including options. See "How To Build a Model Number".
3. Any special service required.

Note:

- The ☐ indicates that a choice is required.
- The absence of the ☐ indicates that no choice is required.
- Alpha-numeric characters in place of ☐ indicate that no other alternatives are available.

HOW TO BUILD A MODEL NUMBER

- A** Select basic model.
- B** Select base finish.
Refer to color addendum at ki.com or KI Fabrics & Finishes binder.
- C** Select nylon glide color.
- | | |
|------|-----------------------|
| NGFN | - Flannel (Dark Grey) |
| NGNT | - Natural (Cream) |



Delivered Pricing	
\$	1291
\$	1317
\$	1291
\$	1317

SPECIAL SERVICES

Special Carton Marking

With specially marked information N/C





Shipping

Shipped **assembled freight prepaid f.o.b. High Point, North Carolina 27263** factory. Freight class #175.

Specifications and prices are subject to change without prior notice.

Soltice® Metal

Solid Surface Lamp Tables

			MODEL NUMBER			Approx. Packaged Weight
			Basic Model	Base Finish	Glide Color	
 SMFT	Square Lamp Table (Solid Surface Top) - 16" High <ul style="list-style-type: none">• Solid surface color is always Corian™ glacier white.	24" x 24"	2207/S	<input type="checkbox"/> <input type="checkbox"/>	<input type="checkbox"/> <input type="checkbox"/>	40.0#
 SMFT	Square Lamp Table (Solid Surface Top) - 22" High <ul style="list-style-type: none">• Solid surface color is always Corian™ glacier white.	24" x 24"	2209/S	<input type="checkbox"/> <input type="checkbox"/>	<input type="checkbox"/> <input type="checkbox"/>	40.0#
 SMFT	Round Lamp Table (Solid Surface Top) - 16" High <ul style="list-style-type: none">• Solid surface color is always Corian™ glacier white.	24" Diameter	2202/S	<input type="checkbox"/> <input type="checkbox"/>	<input type="checkbox"/> <input type="checkbox"/>	35.0#
 SMFT	Round Lamp Table (Solid Surface Top) - 22" High <ul style="list-style-type: none">• Solid surface color is always Corian™ glacier white.	24" Diameter	2204/S	<input type="checkbox"/> <input type="checkbox"/>	<input type="checkbox"/> <input type="checkbox"/>	50.0#
			A	B	C	

HOW TO ORDER

Indicate the following information on order form:

1. Quantity of each item.
2. Model number, including options. See "How To Build a Model Number".
3. Any special service required.

Note:

- The ☐ indicates that a choice is required.
- The absence of the ☐ indicates that no choice is required.
- Alpha-numeric characters in place of ☐ indicate that no other alternatives are available.

HOW TO BUILD A MODEL NUMBER

- A** Select basic model.
- B** Select base finish.
Refer to color addendum at ki.com or KI Fabrics & Finishes binder.
- C** Select nylon glide color.
- | | |
|------|-----------------------|
| NGFN | - Flannel (Dark Grey) |
| NGNT | - Natural (Cream) |



Delivered Pricing	
\$	1675
\$	1703
\$	1463
\$	1489

SPECIAL SERVICES

Special Carton Marking

With specially marked information N/C

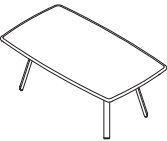

Shipping

Shipped **assembled freight prepaid f.o.b. High Point, North Carolina 27263** factory. Freight class #175.

Specifications and prices are subject to change without prior notice.

Soltice® Metal

Solid Surface Coffee & Console Tables

		MODEL NUMBER			Approx. Packaged Weight
		Basic Model	Base Finish	Glide Color	
	Rectangle Coffee Table (Solid Surface Top) - 16" High • Solid surface color is always Corian™ glacier white.	42" x 24"	2221/S	<input type="checkbox"/> <input type="checkbox"/> <input type="checkbox"/> <input type="checkbox"/>	60.0#
SMFT					
	Round Coffee Table (Solid Surface Top) - 16" High • Solid surface color is always Corian™ glacier white.	36" Diameter	2205/S	<input type="checkbox"/> <input type="checkbox"/> <input type="checkbox"/> <input type="checkbox"/>	65.0#
SMFT					
			A	B	C

HOW TO ORDER

Indicate the following information on order form:

1. Quantity of each item.
2. Model number, including options. See "How To Build a Model Number".
3. Any special service required.

Note:

- The ☐ indicates that a choice is required.
- The absence of the ☐ indicates that no choice is required.
- Alpha-numeric characters in place of ☐ indicate that no other alternatives are available.

HOW TO BUILD A MODEL NUMBER

- A** Select basic model.
- B** Select base finish.
Refer to color addendum at ki.com or KI Fabrics & Finishes binder.
- C** Select nylon glide color.

NGFN	- Flannel (Dark Grey)
NGNT	- Natural (Cream)



Delivered Pricing	
\$ 2110	
\$ 2309	

SPECIAL SERVICES

Special Carton Marking

With specially marked information N/C

Shipping

Shipped **assembled freight prepaid f.o.b. High Point, North Carolina 27263** factory. Freight class #175.

Specifications and prices are subject to change without prior notice.

Soltice® Metal

Healthcare Seating General Information



Open Arm
Patient Chair
(SOPM)



Closed Arm
Patient Chair
(SPPM)



Closed Arm
Motion Patient Chair
(SPMPX)



Ottoman
(SMOT)

General Dimensions				
Seat width	22"	22"	22-1/2"	
Seat depth	20"	20"	20"	
Seat height	19"	19"	18-3/4"	
Arm width	2-1/4"	2-1/4"	2-1/4"	
Arm height	27"	27"	27"	
Overall Dimensions				
Width	26-1/2"	26-1/2"	27"	22-1/2"
Depth	31"	31"	29"	22"
Height	44"	44"	43-1/2"	14" - 18"

UPHOLSTERY INFORMATION

C.O.M. Fabric

For C.O.M. fabric sent to KI-High Point on multiple rolls, add an additional yard of fabric per roll to the yardage requirements. Multiple rolls have shorter pieces of fabric on them and do not allow nesting and stacking of the fabric to achieve the best yield as is done with one large roll. This results in yardage shortages and requests for additional fabric from the client, which can delay an order. For each roll that is sent, one yard needs to be added to one of the rolls, not separately.

Fabric Disclaimer

Fabric will be applied as swatched by the fabric manufacturer. Fabric that is required to be applied differently than is swatched will need a Special Cost Request written specifying the direction the fabric is to be applied. The posted standard lead time will apply to the Special Cost Request.

FINISH INFORMATION

SPECIAL FINISH MATCHES

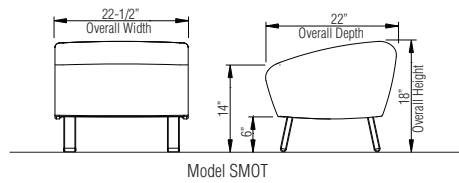
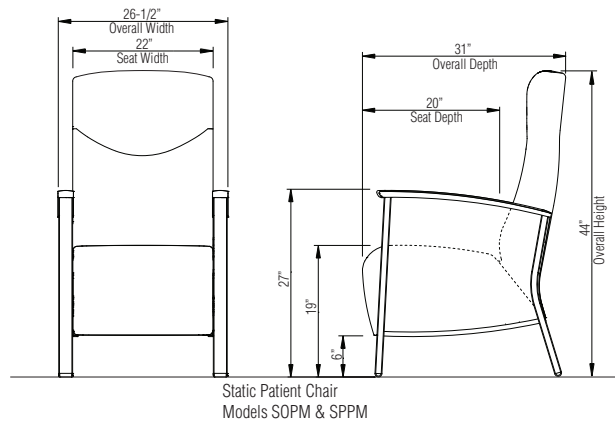
KI can match special finish requests at an upcharge of \$70 List per item, up to 12 or a maximum charge of \$840 List per order per color. Special finish requests must be sent to your KI customer service representative.

Upon receipt from KI, the finishing department will prepare a "strike-off" which will be sent to the customer for approval.

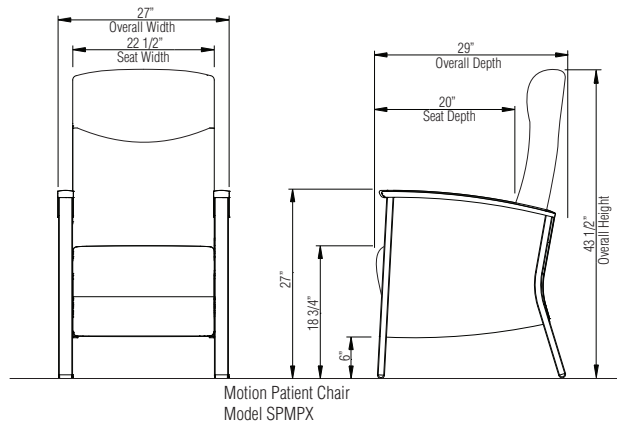
The approval form accompanying the strike-off should be faxed to your KI customer service representative. Upon receipt of the signed approval form, KI will proceed with the order. Disapproved samples may be sent back to KI directly with an explanation of disapproval. A Special Finish Number (SFN) will be assigned to this finish sample for future reference or reorders



Static Patient Chair (Open Arm/ Closed Arm)



Motion Patient Chair (Closed Arm)






INFORMATION

Warranty

Refer to KI Terms & Conditions document
or visit ki.com

Soltice® Metal

Healthcare Seating

	Features	COM	MODEL NUMBER								Approx. Packaged Weight
			Basic Model	Non-Contrast or Fabric Contrast 1	Fabric Contrast 2	Base Finish	Arm Cap	Wood Finish	Glide Color	Moisture Barrier	
	Non-contrast	3.5 yd	SOPM/NC	□□□□		□□	□□□	□□□	□□	□□□	75.0#
	Contrast		SOPM/FC	□□□□	□□□□	□□	□□□	□□□	□□	□□□	75.0#
SMPS Patient Chair (Open Arm) • 1 = Back (Fabric Contrast 1) C.O.M. = 1.75 yd • 2 = Seat (Fabric Contrast 2) C.O.M. = 1.5 yd • W=26-1/2" D=31" H=44"											
	Non-contrast	5 yd	SPPM/NC	□□□□		□□	□□□	□□□	□□	□□□	80.0#
	Contrast		SPPM/FC	□□□□	□□□□	□□	□□□	□□□	□□	□□□	80.0#
SMPS Patient Chair (Closed Arm) • 1 = Back and arms (Fabric Contrast 1) C.O.M. = 4 yd • 2 = Seat (Fabric Contrast 2) C.O.M. = 1.5 yd • W=26-1/2" D=31" H=44"											
	Non-contrast	3.75 yd	SPMPX/NC	□□□□		□□	□□□	□□□	□□	□□□	90.0#
	Contrast		SPMPX/FC	□□□□	□□□□	□□	□□□	□□□	□□	□□□	90.0#
SMPX Motion Patient Chair (Closed Arm) • 1 = Back and arms (Fabric Contrast 1) C.O.M. = 3 yd • 2 = Seat (Fabric Contrast 2) C.O.M. = 1 yd • W=27" D=29" H=43-1/2"											
			A	B	C	D	E	F	G	H	

HOW TO ORDER

Indicate the following information on order form:

- Quantity of each item.
- Model number, including options. See "How To Build a Model Number".
- Any special service required.

Note: • The □ indicates that a choice is required.

- The absence of the □ indicates that no choice is required.
- Alpha-numeric characters in place of □ indicate that no other alternatives are available.

HOW TO BUILD A MODEL NUMBER

A Select basic model.

B Select non-contrast or fabric contrast 1.
Refer to color addendum at ki.com or KI Fabrics & Finishes binder.

C Select fabric contrast 2.
Refer to color addendum at ki.com or KI Fabrics & Finishes binder.

D Select base finish color.
Refer to color addendum at ki.com or KI Fabrics & Finishes binder.

E Select arm option.
WAC - Wood armcaps (pair)
SAC - Solid surface armcaps; add \$572
PACBL - Black poly; add \$93
PACSA - Sand poly; add \$93
PACWG - Warm Grey poly; add \$93
 Solid surface armcap color is always Corian™ white.

F Select wood finish color.
Refer to color addendum at ki.com or KI Fabrics & Finishes binder.
For Kensington Maple add upcharge.

G Select nylon glide color.
NGFN - Flannel (Dark Grey)
NGNT - Natural (Cream)

H Select moisture barrier.
MB - Moisture barrier
NMB - No moisture barrier
 See pricing column for moisture barrier upcharge.



Grade C.O.M.	Grade C	Grade D	Grade E & C.O.L.	Grade F	Grade G	Grade H	Grade I	Grade J	Grade K	Grade L Leather	Grade M Leather	Moisture Barrier add to list price
\$ 1482	\$ 1616	\$ 1651	\$ 1694	\$ 1722	\$ 1779	\$ 1836	\$ 1906	\$ 2047	\$ 2189	\$ 2330	\$ 2613	\$ 182
1559	1693	1728	1770	1799	1855	1912	1983	2123	2265	2407	2689	182
\$ 1806	\$ 1998	\$ 2049	\$ 2109	\$ 2149	\$ 2230	\$ 2311	\$ 2412	\$ 2614	\$ 2815	\$ 3018	\$ 3422	\$ 213
1882	2074	2126	2185	2226	2306	2387	2488	2690	2892	3095	3498	213
\$ 2455	\$ 2599	\$ 2637	\$ 2681	\$ 2712	\$ 2773	\$ 2833	\$ 2909	\$ 3061	\$ 3212	\$ 3363	\$ 3666	\$ 184
2531	2675	2713	2758	2788	2849	2909	2986	3137	3289	3439	3742	184

KENSINGTON MAPLE UPCHARGE

Kensington Maple requires extended leadtimes.

Model	
SOPM	\$55
SPPM	\$55
SPMPX	\$55

California TB133 Fire Safety Code

The above seating products can be manufactured as a Special Cost Request using the appropriate flame-retardant materials and fabric selections for compliance to California Technical Bulletin 133. Please contact KI customer service for fabric compliance. Not available with moisture barrier.

Model	
SOPM	\$249

SPPM	\$315
SPMPX	\$256
SMOT	\$180

SPECIAL SERVICES
Special Carton Marking

With specially marked information N/C


Shipping

Shipped **assembled freight prepaid f.o.b. High Point, North Carolina 27263** factory. Freight class #175.

Specifications and prices are subject to change without prior notice.

Soltice® Metal

Healthcare Seating

				MODEL NUMBER					Approx. Packaged Weight
				Basic Model	Non-Contrast or Fabric Contrast 1	Base Finish	Glide Option	Moisture Barrier	
 SMPO	MODEL	Features	COM	SMOT	□□□□	□□	□	□□□	35.0#
	Patient Ottoman • W=22-5/8" D=21-3/8" H=18"	Non-contrast	1.5 yd						
				A	B	C	D	E	

HOW TO ORDER

Indicate the following information on order form:

1. Quantity of each item.
2. Model number, including options. See “How To Build a Model Number”.
3. Any special service required.

Note:

- The □ indicates that a choice is required.
- The absence of the □ indicates that no choice is required.
- Alpha-numeric characters in place of □ indicate that no other alternatives are available.

HOW TO BUILD A MODEL NUMBER

- A** Select basic model.
- B** Select non-contrast or fabric contrast 1.
Refer to color addendum at ki.com or KI Fabrics & Finishes binder.
- C** Select base finish color.
Refer to color addendum at ki.com or KI Fabrics & Finishes binder.
- D** Select glide color.
NGFN - Flannel (Dark Grey)
NGNT - Natural (Cream)
- E** Select moisture barrier.
MB - Moisture barrier
NMB - No moisture barrier
See pricing column for moisture barrier upcharge.



Grade C.O.M.	Grade C	Grade D	Grade E & C.O.L.	Grade F	Grade G	Grade H	Grade I	Grade J	Grade K	Grade L Leather	Grade M Leather	Moisture Barrier add to list price
\$ 711	\$ 768	\$ 784	\$ 801	\$ 813	\$ 838	\$ 862	\$ 893	\$ 953	\$ 1014	\$ 1074	\$ 1195	\$ 152

SPECIAL SERVICES

Special Carton Marking

With specially marked information N/C

Shipping

Shipped **assembled freight prepaid f.o.b. High Point, North Carolina 27263** factory. Freight class #175.

Specifications and prices are subject to change without prior notice.



KI
1330 Bellevue Street
P.O. Box 8100
Green Bay, Wisconsin 54308-8100
1-800-424-2432
www.ki.com

KI and Furnishing Knowledge
are registered trademarks
of Krueger International, Inc.

© 2014 Krueger International, Inc.
All Rights Reserved.
Code KI-11608/KI/PDF/0914