

April 9, 2014

September 17, 2014

800-424-2432



Pirouette™ Tables

General Information



Rectangular
(Training & Collaborative)



Half-Round



Scale-Up

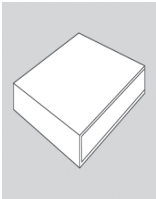


Trapezoid

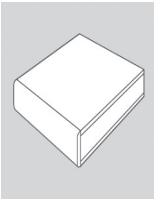
Features				
Fixed	•	•	•	•
Nesting	•	•	•	•
General Dimensions				
Height	29"	29"	29"	29"
Top	Training=18"D, 24"D, 30"D x 36"W - 72"W Collaborative=24"D, 30"D x 60"W - 96"W	24"D, 30"D, 36"D x 48"W - 72"W	30"D x 72"W	30"D x 60"W



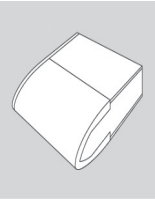
Laminate; 1-1/4" round vinyl bullnose edge; 1-1/2" radius corner (54B)



Laminate; 1-1/4" self edge; square corner (64E)



Laminate; 1-1/4" rigid PVC edge; square corner (74P)



Laminate; 2-1/4" elliptical molded urethane front and rear (long) edges; 1-1/4" rigid PVC edge on side (short) edges (ME2)



Laminate; 3/8" x 1-1/4" wood band edge; square corner; corner joint is not mitered (34S)

SPECIFICATIONS

Worksurfaces

Standard worksurface tops are nominal 1-1/4" overall thickness with .030" thick high-pressure laminate top surface and .028 phenolic backer, (bottom surface). Density of the core in standard tops is 45 lb/cu ft. particleboard, M3 grade. Available with 2mm (74P), Bullnose (54B), Wood Band (34S), Self Edge (64E) or Molded Urethane (ME2) edges.

Flipping/Nesting Table Frame

The framework for table support and flipping/nesting operation consists of 30mm X 50,mm X 3mm thick wall, steel tubing with 4mm thick formed steel support hubs welded to the tubes for mounting the legs. A 3mm formed steel table support bracket is attached to the beam and hub structure using a 10mm diameter steel pivot pin. #12X 1-3/4" Phillips wood screws attach the framework brackets to the worksurface. A 9.9mm steel hex rod connects the latch mechanism and is connected to a nylon

release paddle on either end of the table base. The table latch release handle is actuated by squeezing the paddle on either end to the underside of the worksurface. Pulling upward, raises the worksurface for nesting storage. To lower the table for use from the upright storage position, grasp the top center of the worksurface edge and lower the surface to and allow the latches to engage once the surface is down. All hinge pins for the flipping mechanism are zinc plated steel. Hinge pin spaces are molded nylon. The framework is shipped separately, ready to be assembled to the worksurface and legs.

Leg Assembly Flipping/Nesting Table

The leg assembly consists of one right-hand leg and one left-hand leg. There are two leg widths. One width fits 18" wide tables. One width fits 24" and 30" wide tables. Leg height is fixed to provide only 29" high table-top height. ADA table height of 32" is accomplished using 3" leg extensions threaded into the bottom of the leg. Leg construction consists of 2.2" diameter, .10" thick wall steel tubing with a 4mm thick steel

pivot plate welded to it. The feet consist of two 4mm thick blades welded to the leg tube, and the blade covers are Zinc die cast attached with self-tapping metal screws. The Leg assemblies are bolted to the table frame structure using two M12 X 25mm flat head bolts. Leg assembly's ship with blade covers installed but casters or Glides need to be installed upon assembly. There is a hardware kit shipped with the base that consists of a cover that must be installed after the leg assembly to prevent access to the pivot mechanism.

Leg Assembly Fixed

There are two leg widths. One width fits 18" wide tables. One width fits 24" and 30" wide tables. Leg height is fixed to provide only 29" high table-top height. ADA table height of 32" is accomplished using 3" leg extensions threaded into the bottom of the leg. Leg construction consists of 2.2" diameter, .10" thick wall steel tubing with a 5mm thick steel plate welded to it. The feet consist of two 4mm thick blades welded to the leg tube, and the blade covers are Zinc die cast attached with

self-tapping metal screws. The Leg assemblies are attached to the worksurface using #12 X 1" screws. Leg assembly's ship with blade covers installed but casters or Glides need to be installed upon assembly.

Casters and Glides

Each table includes either glides or casters. Each table with casters will include two wheel locking casters. Glides and casters are made of molded nylon and come in two colors. Glides and casters are interchangeable without changing table height. Caster wheels are a minimum of 2.44" (62mm) diameter. Caster wheel treads are medium hard (75 max Shore A) for easy mobility on carpet or hard floors. Glides have a smooth convex bottom surface for mobility. 2 3/4" diameter black nylon glides are optional. Glides have 1" of telescoping height adjustment that adjusts table height from 28 1/2" to 29 1/2". Steel 1/2" threaded stems attach the glides to legs. Casters and glides ship unassembled.

Ganging Mechanism

Built of black, high-strength nylon, the hook



and peg combination draws tables together. No tools are required when joining tables. Gangers are self-storing under the table when not in use. Tops are pre-drilled for placement of ganging pegs. Two gangers, four pegs and all mounting screws are included in the kit. One kit per table joint is required. Field installed.

Vertical Leg Wire Management

A color matched extrusion made of aluminum "snaps" to the Pirouette leg managing cables and wires exiting PowerUp® or standard grommets installed on the worksurface top. The extrusion is 12" long.

Under Table Wire Management

The under table wire manager is constructed of 2" x 4-1/2" Velcro hook and loop material with nylon pull tabs. Wire manager is provided with adhesive backing and screws for attachment to the underside of the top. Tops are pre-drilled for locating wire manager, but the manager may be applied in any convenient location. Two wire managers are provided per table. Field installed.

PowerUp® Power/Data Module

Tables are available with 1 PowerUp power/data module per table, located centered within the top length. Modules are spaced 3" from the front edge on 18" and 24" wide tops, 4" on 30" wide tops. The PowerUp is a UL listed Relocatable Power Tap which mounts flush into the table top. The PowerUp is 3-1/4" wide x 7" long and 2-1/4" tall when opened. It is provided with either a 9 ft. or 15 ft., 3 conductor cord, rated 120VAC, 15A. When open, one duplex power receptacle and two RJ45 data connectors are exposed. The module can be modified to fit various brand jacks.

Worksurface Grommet

The grommet is constructed of ABS plastic which mounts flush into the top of the worksurface. One grommet ships per table. It is located in the center of the tops. Grommets have a flip-up receding door and are identical in size to the PowerUp module to allow for retrofitting of PowerUp at a later date. The available opening for power or data cords, when the flip-up door is closed, is

1/2" wide x 5-3/4" long. Open door available space is 2-1/4" x 5-3/4". Field-installed.

Fabric Wrapped Modesty Panel/Wire Management

The modesty panel is constructed of a heat-set, non-woven PET material, pressed into a flexible, durable and dent resistant panel. The panel is fabric wrapped, black only. The panel is hung by 16-gauge steel, powder coated brackets and steel powder-coated hooks that mount to the underside of the worksurface using wood screws. The modesty panel hangs freely when in use or when the table top is in its nested, upright position. The panel has a Velcro fastened pouch on the user side to route and hide cables or wires from electronic equipment to the optional vertical leg wire manager. The modesty panel measures 8-1/2" wide (measured from underside of the worksurface) by the length of the table x 3/4" thick.

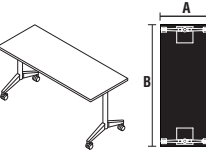
INFORMATION

Warranty

Refer to KI Terms & Conditions document or visit ki.com

Pirouette™ Tables

Fixed Training

			MODEL NUMBER										
MODEL			A x B	Basic Model	Edge Style	Grommet/ Module Type	Modesty Panel	Edge Color	Surface Finish	Leg Finish	Grommet/ Module Color	Base	
 PIFT	Rectangular Tables - 18"D <ul style="list-style-type: none">Fixed base at 29" highTraining tables are designed for maximum leg spacing for the length of the tableChrome bases will have Flannel colored leg caps and vertical wire manger (if power is selected)Gangers ordered separately	18 x 36"	PIFR1836T	□□□	□□□	□□□	□□□	□□□	□□	□□□□	□□□		
		18 x 42"	PIFR1842T	□□□	□□□	□□□	□□□	□□□	□□	□□□□	□□□		
		18 x 48"	PIFR1848T	□□□	□□□	□□□	□□□	□□□	□□	□□□□	□□□		
		18 x 54"	PIFR1854T	□□□	□□□	□□□	□□□	□□□	□□	□□□□	□□□		
		18 x 60"	PIFR1860T	□□□	□□□	□□□	□□□	□□□	□□	□□□□	□□□		
		18 x 66"	PIFR1866T	□□□	□□□	□□□	□□□	□□□	□□	□□□□	□□□		
		18 x 72"	PIFR1872T	□□□	□□□	□□□	□□□	□□□	□□	□□□□	□□□		
PIFT	Rectangular Tables - 24"D	24 x 36"	PIFR2436T	□□□	□□□	□□□	□□□	□□□	□□	□□□□	□□□		
		24 x 42"	PIFR2442T	□□□	□□□	□□□	□□□	□□□	□□	□□□□	□□□		
		24 x 48"	PIFR2448T	□□□	□□□	□□□	□□□	□□□	□□	□□□□	□□□		
		24 x 54"	PIFR2454T	□□□	□□□	□□□	□□□	□□□	□□	□□□□	□□□		
		24 x 60"	PIFR2460T	□□□	□□□	□□□	□□□	□□□	□□	□□□□	□□□		
		24 x 66"	PIFR2466T	□□□	□□□	□□□	□□□	□□□	□□	□□□□	□□□		
		24 x 72"	PIFR2472T	□□□	□□□	□□□	□□□	□□□	□□	□□□□	□□□		
PIFT	Rectangular Tables - 30"D	30 x 36"	PIFR3036T	□□□	□□□	□□□	□□□	□□□	□□	□□□□	□□□		
		30 x 42"	PIFR3042T	□□□	□□□	□□□	□□□	□□□	□□	□□□□	□□□		
		30 x 48"	PIFR3048T	□□□	□□□	□□□	□□□	□□□	□□	□□□□	□□□		
		30 x 54"	PIFR3054T	□□□	□□□	□□□	□□□	□□□	□□	□□□□	□□□		
		30 x 60"	PIFR3060T	□□□	□□□	□□□	□□□	□□□	□□	□□□□	□□□		
		30 x 66"	PIFR3066T	□□□	□□□	□□□	□□□	□□□	□□	□□□□	□□□		
		30 x 72"	PIFR3072T	□□□	□□□	□□□	□□□	□□□	□□	□□□□	□□□		
				A	B	C	D	E	F	G	H	I	

HOW TO ORDER

Indicate the following information on order form:

- Quantity of each item.
- Model number, including options. See "How To Build a Model Number".
- Any special service required.

Note: • The □ indicates that a choice is required.

- The absence of the □ indicates that no choice is required.
- Alpha-numeric characters in place of □ indicate that no other alternatives are available.

HOW TO BUILD A MODEL NUMBER

A Select basic model.

B Select edge style.

- 54B** - 1-1/4" Vinyl bullnose
- 64E** - 1-1/4" Self-edge
- 74P** - 74P edge
- 34S** - 3/8" Wood band edge

C Select grommet or module type.

- NNN** - No Grommets, PowerUp or Wire Management/No Cutouts
- 10C** - One Cutout Only-w/Wire Management; add \$153
- 1PG** - One Plastic Grommet w/Wire Management; add \$171
- 1PU** - One PowerUp w/Wire Management; add \$274
- 1VG** - One Villa Grommet w/Wire Management; add \$221
- 1VM** - One Villa Module w/Wire Management; add \$400
- WMD** - Wire Management Only-No Cutouts; add \$153

*CORD LENGTH of 9' or 15' is option on 1PU and 1VM only.

*Includes vertical and horizontal wire management.

D Select modesty panel.

- FMP** - Fabric modesty panel; add \$308
- NMP** - No fabric modesty panel

E Select edge color.

Refer to color addendum at ki.com or KI Fabrics & Finishes binder. Edge color offerings are based on edge style selections.

F Select surface finish.

Refer to color addendum at ki.com or KI Fabrics & Finishes binder.

G Select leg finish.

Refer to color addendum at ki.com or KI Fabrics & Finishes binder.

H Select grommet/module color.

Refer to color addendum at ki.com or KI Fabrics & Finishes binder.

I Select base.


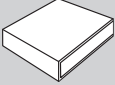
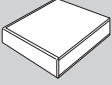
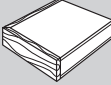
- 4EC** - 4 casters
- 4GB** - 4 black glides

*Casters=2 locking/2 non-locking, black wheel, silver hub



Pirouette™ Tables

Fixed Training

Approx. Packaged Weight	 1-1/4" Vinyl Bullnose (54B)	 1-1/4" Self-edge (64E)	 74P Edge (74P)	 3/8" Wood Band Edge (34S)
45.0#	\$ 626	\$ 705	\$ 677	\$ 970
49.0#	643	728	700	1001
53.0#	654	754	728	1031
56.0#	666	777	787	1060
60.0#	677	820	844	1091
63.0#	689	838	849	1121
71.0#	717	868	872	1170
55.0#	\$ 662	\$ 762	\$ 731	\$ 972
60.0#	679	785	759	1020
65.0#	691	822	789	1069
70.0#	708	858	829	1099
74.0#	725	876	874	1130
79.0#	736	906	910	1190
88.0#	766	943	955	1268
62.0#	\$ 668	\$ 791	\$ 772	\$ 1099
68.0#	691	809	800	1130
74.0#	708	828	829	1159
80.0#	736	870	880	1183
86.0#	759	930	927	1202
92.0#	772	961	961	1251
102.0#	800	996	1012	1317

INFORMATION

LEG CLEARANCE

Table Length / From Table Edge / Inside Leg

36"D	1.5	28.75
42"D	1.5	34.75
48"D	1.5	40.75
54"D	1.5	46.75
60"D	1.5	52.75
66"D	1.5	58.75
72"D	1.5	64.75

SPECIAL SERVICES

Special Carton Marking

With specially marked information N/C

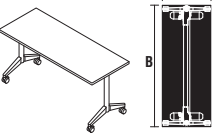
Shipping

Shipped **k.d. freight prepaid f.o.b.**
Bondue, Wisconsin 54107 factory. Freight
class #125.

Specifications and prices are subject to
change without prior notice.

Pirouette™ Tables

Nesting Training

			MODEL NUMBER										
MODEL			A x B	Basic Model	Edge Style	Grommet/Module Type	Modesty Panel	Edge Color	Surface Finish	Leg Finish	Grommet/Module Color	Base	
 PINT	Rectangular Tables - 18"D <ul style="list-style-type: none">• Nesting base at 29" high• Training tables are designed for maximum leg spacing for the length of the table• Nesting mechanism is standard in Flannel only• Chrome bases will have Flannel colored leg caps and vertical wire manger (if power is selected)• Gangers ordered separately	18 x 36"	PINR1836T	<input type="checkbox"/> <input type="checkbox"/> <input type="checkbox"/>	<input type="checkbox"/> <input type="checkbox"/> <input type="checkbox"/>	<input type="checkbox"/> <input type="checkbox"/> <input type="checkbox"/>	<input type="checkbox"/> <input type="checkbox"/> <input type="checkbox"/>	<input type="checkbox"/> <input type="checkbox"/> <input type="checkbox"/>	<input type="checkbox"/> <input type="checkbox"/> <input type="checkbox"/>	<input type="checkbox"/> <input type="checkbox"/> <input type="checkbox"/> <input type="checkbox"/>	<input type="checkbox"/> <input type="checkbox"/> <input type="checkbox"/>		
		18 x 42"	PINR1842T	<input type="checkbox"/> <input type="checkbox"/> <input type="checkbox"/>	<input type="checkbox"/> <input type="checkbox"/> <input type="checkbox"/>	<input type="checkbox"/> <input type="checkbox"/> <input type="checkbox"/>	<input type="checkbox"/> <input type="checkbox"/> <input type="checkbox"/>	<input type="checkbox"/> <input type="checkbox"/> <input type="checkbox"/>	<input type="checkbox"/> <input type="checkbox"/> <input type="checkbox"/>	<input type="checkbox"/> <input type="checkbox"/> <input type="checkbox"/> <input type="checkbox"/>	<input type="checkbox"/> <input type="checkbox"/> <input type="checkbox"/>		
		18 x 48"	PINR1848T	<input type="checkbox"/> <input type="checkbox"/> <input type="checkbox"/>	<input type="checkbox"/> <input type="checkbox"/> <input type="checkbox"/>	<input type="checkbox"/> <input type="checkbox"/> <input type="checkbox"/>	<input type="checkbox"/> <input type="checkbox"/> <input type="checkbox"/>	<input type="checkbox"/> <input type="checkbox"/> <input type="checkbox"/>	<input type="checkbox"/> <input type="checkbox"/> <input type="checkbox"/>	<input type="checkbox"/> <input type="checkbox"/> <input type="checkbox"/> <input type="checkbox"/>	<input type="checkbox"/> <input type="checkbox"/> <input type="checkbox"/>		
		18 x 54"	PINR1854T	<input type="checkbox"/> <input type="checkbox"/> <input type="checkbox"/>	<input type="checkbox"/> <input type="checkbox"/> <input type="checkbox"/>	<input type="checkbox"/> <input type="checkbox"/> <input type="checkbox"/>	<input type="checkbox"/> <input type="checkbox"/> <input type="checkbox"/>	<input type="checkbox"/> <input type="checkbox"/> <input type="checkbox"/>	<input type="checkbox"/> <input type="checkbox"/> <input type="checkbox"/>	<input type="checkbox"/> <input type="checkbox"/> <input type="checkbox"/> <input type="checkbox"/>	<input type="checkbox"/> <input type="checkbox"/> <input type="checkbox"/>		
		18 x 60"	PINR1860T	<input type="checkbox"/> <input type="checkbox"/> <input type="checkbox"/>	<input type="checkbox"/> <input type="checkbox"/> <input type="checkbox"/>	<input type="checkbox"/> <input type="checkbox"/> <input type="checkbox"/>	<input type="checkbox"/> <input type="checkbox"/> <input type="checkbox"/>	<input type="checkbox"/> <input type="checkbox"/> <input type="checkbox"/>	<input type="checkbox"/> <input type="checkbox"/> <input type="checkbox"/>	<input type="checkbox"/> <input type="checkbox"/> <input type="checkbox"/> <input type="checkbox"/>	<input type="checkbox"/> <input type="checkbox"/> <input type="checkbox"/>		
		18 x 66"	PINR1866T	<input type="checkbox"/> <input type="checkbox"/> <input type="checkbox"/>	<input type="checkbox"/> <input type="checkbox"/> <input type="checkbox"/>	<input type="checkbox"/> <input type="checkbox"/> <input type="checkbox"/>	<input type="checkbox"/> <input type="checkbox"/> <input type="checkbox"/>	<input type="checkbox"/> <input type="checkbox"/> <input type="checkbox"/>	<input type="checkbox"/> <input type="checkbox"/> <input type="checkbox"/>	<input type="checkbox"/> <input type="checkbox"/> <input type="checkbox"/> <input type="checkbox"/>	<input type="checkbox"/> <input type="checkbox"/> <input type="checkbox"/>		
		18 x 72"	PINR1872T	<input type="checkbox"/> <input type="checkbox"/> <input type="checkbox"/>	<input type="checkbox"/> <input type="checkbox"/> <input type="checkbox"/>	<input type="checkbox"/> <input type="checkbox"/> <input type="checkbox"/>	<input type="checkbox"/> <input type="checkbox"/> <input type="checkbox"/>	<input type="checkbox"/> <input type="checkbox"/> <input type="checkbox"/>	<input type="checkbox"/> <input type="checkbox"/> <input type="checkbox"/>	<input type="checkbox"/> <input type="checkbox"/> <input type="checkbox"/> <input type="checkbox"/>	<input type="checkbox"/> <input type="checkbox"/> <input type="checkbox"/>		
PINT	Rectangular Tables - 24"D	24 x 36"	PINR2436T	<input type="checkbox"/> <input type="checkbox"/> <input type="checkbox"/>	<input type="checkbox"/> <input type="checkbox"/> <input type="checkbox"/>	<input type="checkbox"/> <input type="checkbox"/> <input type="checkbox"/>	<input type="checkbox"/> <input type="checkbox"/> <input type="checkbox"/>	<input type="checkbox"/> <input type="checkbox"/> <input type="checkbox"/>	<input type="checkbox"/> <input type="checkbox"/> <input type="checkbox"/>	<input type="checkbox"/> <input type="checkbox"/> <input type="checkbox"/> <input type="checkbox"/>	<input type="checkbox"/> <input type="checkbox"/> <input type="checkbox"/>		
		24 x 42"	PINR2442T	<input type="checkbox"/> <input type="checkbox"/> <input type="checkbox"/>	<input type="checkbox"/> <input type="checkbox"/> <input type="checkbox"/>	<input type="checkbox"/> <input type="checkbox"/> <input type="checkbox"/>	<input type="checkbox"/> <input type="checkbox"/> <input type="checkbox"/>	<input type="checkbox"/> <input type="checkbox"/> <input type="checkbox"/>	<input type="checkbox"/> <input type="checkbox"/> <input type="checkbox"/>	<input type="checkbox"/> <input type="checkbox"/> <input type="checkbox"/> <input type="checkbox"/>	<input type="checkbox"/> <input type="checkbox"/> <input type="checkbox"/>		
		24 x 48"	PINR2448T	<input type="checkbox"/> <input type="checkbox"/> <input type="checkbox"/>	<input type="checkbox"/> <input type="checkbox"/> <input type="checkbox"/>	<input type="checkbox"/> <input type="checkbox"/> <input type="checkbox"/>	<input type="checkbox"/> <input type="checkbox"/> <input type="checkbox"/>	<input type="checkbox"/> <input type="checkbox"/> <input type="checkbox"/>	<input type="checkbox"/> <input type="checkbox"/> <input type="checkbox"/>	<input type="checkbox"/> <input type="checkbox"/> <input type="checkbox"/> <input type="checkbox"/>	<input type="checkbox"/> <input type="checkbox"/> <input type="checkbox"/>		
		24 x 54"	PINR2454T	<input type="checkbox"/> <input type="checkbox"/> <input type="checkbox"/>	<input type="checkbox"/> <input type="checkbox"/> <input type="checkbox"/>	<input type="checkbox"/> <input type="checkbox"/> <input type="checkbox"/>	<input type="checkbox"/> <input type="checkbox"/> <input type="checkbox"/>	<input type="checkbox"/> <input type="checkbox"/> <input type="checkbox"/>	<input type="checkbox"/> <input type="checkbox"/> <input type="checkbox"/>	<input type="checkbox"/> <input type="checkbox"/> <input type="checkbox"/> <input type="checkbox"/>	<input type="checkbox"/> <input type="checkbox"/> <input type="checkbox"/>		
		24 x 60"	PINR2460T	<input type="checkbox"/> <input type="checkbox"/> <input type="checkbox"/>	<input type="checkbox"/> <input type="checkbox"/> <input type="checkbox"/>	<input type="checkbox"/> <input type="checkbox"/> <input type="checkbox"/>	<input type="checkbox"/> <input type="checkbox"/> <input type="checkbox"/>	<input type="checkbox"/> <input type="checkbox"/> <input type="checkbox"/>	<input type="checkbox"/> <input type="checkbox"/> <input type="checkbox"/>	<input type="checkbox"/> <input type="checkbox"/> <input type="checkbox"/> <input type="checkbox"/>	<input type="checkbox"/> <input type="checkbox"/> <input type="checkbox"/>		
		24 x 66"	PINR2466T	<input type="checkbox"/> <input type="checkbox"/> <input type="checkbox"/>	<input type="checkbox"/> <input type="checkbox"/> <input type="checkbox"/>	<input type="checkbox"/> <input type="checkbox"/> <input type="checkbox"/>	<input type="checkbox"/> <input type="checkbox"/> <input type="checkbox"/>	<input type="checkbox"/> <input type="checkbox"/> <input type="checkbox"/>	<input type="checkbox"/> <input type="checkbox"/> <input type="checkbox"/>	<input type="checkbox"/> <input type="checkbox"/> <input type="checkbox"/> <input type="checkbox"/>	<input type="checkbox"/> <input type="checkbox"/> <input type="checkbox"/>		
		24 x 72"	PINR2472T	<input type="checkbox"/> <input type="checkbox"/> <input type="checkbox"/>	<input type="checkbox"/> <input type="checkbox"/> <input type="checkbox"/>	<input type="checkbox"/> <input type="checkbox"/> <input type="checkbox"/>	<input type="checkbox"/> <input type="checkbox"/> <input type="checkbox"/>	<input type="checkbox"/> <input type="checkbox"/> <input type="checkbox"/>	<input type="checkbox"/> <input type="checkbox"/> <input type="checkbox"/>	<input type="checkbox"/> <input type="checkbox"/> <input type="checkbox"/> <input type="checkbox"/>	<input type="checkbox"/> <input type="checkbox"/> <input type="checkbox"/>		
PINT	Rectangular Tables - 30"D	30 x 36"	PINR3036T	<input type="checkbox"/> <input type="checkbox"/> <input type="checkbox"/>	<input type="checkbox"/> <input type="checkbox"/> <input type="checkbox"/>	<input type="checkbox"/> <input type="checkbox"/> <input type="checkbox"/>	<input type="checkbox"/> <input type="checkbox"/> <input type="checkbox"/>	<input type="checkbox"/> <input type="checkbox"/> <input type="checkbox"/>	<input type="checkbox"/> <input type="checkbox"/> <input type="checkbox"/>	<input type="checkbox"/> <input type="checkbox"/> <input type="checkbox"/> <input type="checkbox"/>	<input type="checkbox"/> <input type="checkbox"/> <input type="checkbox"/>		
		30 x 42"	PINR3042T	<input type="checkbox"/> <input type="checkbox"/> <input type="checkbox"/>	<input type="checkbox"/> <input type="checkbox"/> <input type="checkbox"/>	<input type="checkbox"/> <input type="checkbox"/> <input type="checkbox"/>	<input type="checkbox"/> <input type="checkbox"/> <input type="checkbox"/>	<input type="checkbox"/> <input type="checkbox"/> <input type="checkbox"/>	<input type="checkbox"/> <input type="checkbox"/> <input type="checkbox"/>	<input type="checkbox"/> <input type="checkbox"/> <input type="checkbox"/> <input type="checkbox"/>	<input type="checkbox"/> <input type="checkbox"/> <input type="checkbox"/>		
		30 x 48"	PINR3048T	<input type="checkbox"/> <input type="checkbox"/> <input type="checkbox"/>	<input type="checkbox"/> <input type="checkbox"/> <input type="checkbox"/>	<input type="checkbox"/> <input type="checkbox"/> <input type="checkbox"/>	<input type="checkbox"/> <input type="checkbox"/> <input type="checkbox"/>	<input type="checkbox"/> <input type="checkbox"/> <input type="checkbox"/>	<input type="checkbox"/> <input type="checkbox"/> <input type="checkbox"/>	<input type="checkbox"/> <input type="checkbox"/> <input type="checkbox"/> <input type="checkbox"/>	<input type="checkbox"/> <input type="checkbox"/> <input type="checkbox"/>		
		30 x 54"	PINR3054T	<input type="checkbox"/> <input type="checkbox"/> <input type="checkbox"/>	<input type="checkbox"/> <input type="checkbox"/> <input type="checkbox"/>	<input type="checkbox"/> <input type="checkbox"/> <input type="checkbox"/>	<input type="checkbox"/> <input type="checkbox"/> <input type="checkbox"/>	<input type="checkbox"/> <input type="checkbox"/> <input type="checkbox"/>	<input type="checkbox"/> <input type="checkbox"/> <input type="checkbox"/>	<input type="checkbox"/> <input type="checkbox"/> <input type="checkbox"/> <input type="checkbox"/>	<input type="checkbox"/> <input type="checkbox"/> <input type="checkbox"/>		
		30 x 60"	PINR3060T	<input type="checkbox"/> <input type="checkbox"/> <input type="checkbox"/>	<input type="checkbox"/> <input type="checkbox"/> <input type="checkbox"/>	<input type="checkbox"/> <input type="checkbox"/> <input type="checkbox"/>	<input type="checkbox"/> <input type="checkbox"/> <input type="checkbox"/>	<input type="checkbox"/> <input type="checkbox"/> <input type="checkbox"/>	<input type="checkbox"/> <input type="checkbox"/> <input type="checkbox"/>	<input type="checkbox"/> <input type="checkbox"/> <input type="checkbox"/> <input type="checkbox"/>	<input type="checkbox"/> <input type="checkbox"/> <input type="checkbox"/>		
		30 x 66"	PINR3066T	<input type="checkbox"/> <input type="checkbox"/> <input type="checkbox"/>	<input type="checkbox"/> <input type="checkbox"/> <input type="checkbox"/>	<input type="checkbox"/> <input type="checkbox"/> <input type="checkbox"/>	<input type="checkbox"/> <input type="checkbox"/> <input type="checkbox"/>	<input type="checkbox"/> <input type="checkbox"/> <input type="checkbox"/>	<input type="checkbox"/> <input type="checkbox"/> <input type="checkbox"/>	<input type="checkbox"/> <input type="checkbox"/> <input type="checkbox"/> <input type="checkbox"/>	<input type="checkbox"/> <input type="checkbox"/> <input type="checkbox"/>		
		30 x 72"	PINR3072T	<input type="checkbox"/> <input type="checkbox"/> <input type="checkbox"/>	<input type="checkbox"/> <input type="checkbox"/> <input type="checkbox"/>	<input type="checkbox"/> <input type="checkbox"/> <input type="checkbox"/>	<input type="checkbox"/> <input type="checkbox"/> <input type="checkbox"/>	<input type="checkbox"/> <input type="checkbox"/> <input type="checkbox"/>	<input type="checkbox"/> <input type="checkbox"/> <input type="checkbox"/>	<input type="checkbox"/> <input type="checkbox"/> <input type="checkbox"/> <input type="checkbox"/>	<input type="checkbox"/> <input type="checkbox"/> <input type="checkbox"/>		
			A	B	C	D	E	F	G	H	I		

HOW TO ORDER

Indicate the following information on order form:

- Quantity of each item.
- Model number, including options. See "How To Build a Model Number".
- Any special service required.

Note: • The ☐ indicates that a choice is required.

- The absence of the ☐ indicates that no choice is required.
- Alpha-numeric characters in place of ☐ indicate that no other alternatives are available.

HOW TO BUILD A MODEL NUMBER

A Select basic model.

B Select edge style.

- 54B** - 1-1/4" Vinyl bullnose
- 64E** - 1-1/4" Self-edge
- 74P** - 74P edge
- 34S** - 3/8" Wood band edge

C Select grommet or module type.

- NNN** - No Grommets, PowerUp or Wire Management/No Cutouts
- 10C** - One Cutout Only-w/Wire Management; add \$153
- 1PG** - One Plastic Grommet w/Wire Management; add \$171
- 1PU** - One PowerUp w/Wire Management; add \$274
- 1VG** - One Villa Grommet w/Wire Management; add \$221
- 1VM** - One Villa Module w/Wire Management; add \$400
- WMO** - Wire Management Only-No Cutouts; add \$153

*CORD LENGTH of 9' or 15' is option on 1PU and 1VM only.

*Includes vertical and horizontal wire management.

D Select modesty panel.

- FMP** - Fabric modesty panel; add \$308
- NMP** - No fabric modesty panel

E Select edge color.

Refer to color addendum at ki.com or KI Fabrics & Finishes binder. Edge color offerings are based on edge style selections.

F Select surface finish.

Refer to color addendum at ki.com or KI Fabrics & Finishes binder.

G Select leg finish.

Refer to color addendum at ki.com or KI Fabrics & Finishes binder.

H Select grommet/module color.

Refer to color addendum at ki.com or KI Fabrics & Finishes binder.

I Select base.


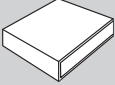
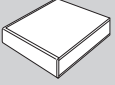
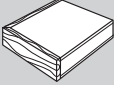
- 4EC** - 4 casters
- 4GB** - 4 black glides

*Casters=2 locking/2 non-locking, black wheel, silver hub



Pirouette™ Tables

Nesting Training

Approx. Packaged Weight	 1-1/4" Vinyl Bullnose (54B)	 1-1/4" Self-edge (64E)	 74P Edge (74P)	 3/8" Wood Band Edge (34S)
64.0#	\$ 921	\$ 967	\$ 972	\$ 1220
68.0#	938	990	995	1248
75.0#	961	1024	1035	1288
78.0#	972	1048	1093	1317
86.0#	996	1100	1164	1359
89.0#	1009	1117	1170	1387
96.0#	1029	1139	1184	1426
74.0#	\$ 978	\$ 1042	\$ 1048	\$ 1243
79.0#	995	1065	1076	1288
87.0#	1018	1110	1116	1346
92.0#	1036	1145	1156	1375
100.0#	1066	1175	1215	1417
105.0#	1077	1204	1249	1474
113.0#	1099	1231	1288	1541
81.0#	\$ 984	\$ 1070	\$ 1088	\$ 1363
87.0#	1007	1088	1116	1392
97.0#	1036	1116	1156	1432
103.0#	1065	1156	1208	1456
112.0#	1100	1227	1267	1485
118.0#	1112	1255	1302	1531
127.0#	1133	1283	1346	1587

INFORMATION

LEG CLEARANCE

Table Length / From Table Edge / Inside Leg

36"D	0.75	30
42"D	3.75	30
48"D	0.75	42
54"D	3.75	42
60"D	0.75	54
66"D	3.75	54
72"D	0.75	66

SPECIAL SERVICES

Special Carton Marking

With specially marked information N/C

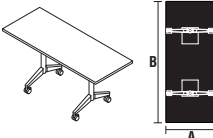
Shipping

Shipped **k.d. freight prepaid f.o.b.**
Bondue, Wisconsin 54107 factory. Freight
class #125.

Specifications and prices are subject to
change without prior notice.

Pirouette™ Tables

Fixed Collaborative

			MODEL NUMBER									
MODEL			A x B	Basic Model	Edge Style	Grommet/ Module Type	Modesty Panel	Edge Color	Surface Finish	Leg Finish	Base	
 PIFC	Rectangular Tables - 24"D <ul style="list-style-type: none">Fixed base at 29" highCollaborative tables are designed to provide leg spacing for all sides of the tableChrome bases will have Flannel colored leg caps and vertical wire manger (if power is selected)ME2 edge is the molded urethane edge on the long sides of the table with a 74P trim on the short side of the table.	24 x 60"	PIFR2460C	<input type="checkbox"/> <input type="checkbox"/> <input type="checkbox"/>	NNN	NMP	<input type="checkbox"/> <input type="checkbox"/> <input type="checkbox"/>	<input type="checkbox"/> <input type="checkbox"/> <input type="checkbox"/>	<input type="checkbox"/> <input type="checkbox"/> <input type="checkbox"/>	<input type="checkbox"/> <input type="checkbox"/> <input type="checkbox"/>		
		24 x 66"	PIFR2466C	<input type="checkbox"/> <input type="checkbox"/> <input type="checkbox"/>	NNN	NMP	<input type="checkbox"/> <input type="checkbox"/> <input type="checkbox"/>	<input type="checkbox"/> <input type="checkbox"/> <input type="checkbox"/>	<input type="checkbox"/> <input type="checkbox"/> <input type="checkbox"/>	<input type="checkbox"/> <input type="checkbox"/> <input type="checkbox"/>		
		24 x 72"	PIFR2472C	<input type="checkbox"/> <input type="checkbox"/> <input type="checkbox"/>	NNN	NMP	<input type="checkbox"/> <input type="checkbox"/> <input type="checkbox"/>	<input type="checkbox"/> <input type="checkbox"/> <input type="checkbox"/>	<input type="checkbox"/> <input type="checkbox"/> <input type="checkbox"/>	<input type="checkbox"/> <input type="checkbox"/> <input type="checkbox"/>		
		24 x 84"	PIFR2484C	<input type="checkbox"/> <input type="checkbox"/> <input type="checkbox"/>	NNN	NMP	<input type="checkbox"/> <input type="checkbox"/> <input type="checkbox"/>	<input type="checkbox"/> <input type="checkbox"/> <input type="checkbox"/>	<input type="checkbox"/> <input type="checkbox"/> <input type="checkbox"/>	<input type="checkbox"/> <input type="checkbox"/> <input type="checkbox"/>		
		24 x 96"	PIFR2496C	<input type="checkbox"/> <input type="checkbox"/> <input type="checkbox"/>	NNN	NMP	<input type="checkbox"/> <input type="checkbox"/> <input type="checkbox"/>	<input type="checkbox"/> <input type="checkbox"/> <input type="checkbox"/>	<input type="checkbox"/> <input type="checkbox"/> <input type="checkbox"/>	<input type="checkbox"/> <input type="checkbox"/> <input type="checkbox"/>		
PIFC	Rectangular Tables - 30"D	30 x 60"	PIFR3060C	<input type="checkbox"/> <input type="checkbox"/> <input type="checkbox"/>	NNN	NMP	<input type="checkbox"/> <input type="checkbox"/> <input type="checkbox"/>	<input type="checkbox"/> <input type="checkbox"/> <input type="checkbox"/>	<input type="checkbox"/> <input type="checkbox"/> <input type="checkbox"/>	<input type="checkbox"/> <input type="checkbox"/> <input type="checkbox"/>		
		30 x 66"	PIFR3066C	<input type="checkbox"/> <input type="checkbox"/> <input type="checkbox"/>	NNN	NMP	<input type="checkbox"/> <input type="checkbox"/> <input type="checkbox"/>	<input type="checkbox"/> <input type="checkbox"/> <input type="checkbox"/>	<input type="checkbox"/> <input type="checkbox"/> <input type="checkbox"/>	<input type="checkbox"/> <input type="checkbox"/> <input type="checkbox"/>		
		30 x 72"	PIFR3072C	<input type="checkbox"/> <input type="checkbox"/> <input type="checkbox"/>	NNN	NMP	<input type="checkbox"/> <input type="checkbox"/> <input type="checkbox"/>	<input type="checkbox"/> <input type="checkbox"/> <input type="checkbox"/>	<input type="checkbox"/> <input type="checkbox"/> <input type="checkbox"/>	<input type="checkbox"/> <input type="checkbox"/> <input type="checkbox"/>		
		30 x 84"	PIFR3084C	<input type="checkbox"/> <input type="checkbox"/> <input type="checkbox"/>	NNN	NMP	<input type="checkbox"/> <input type="checkbox"/> <input type="checkbox"/>	<input type="checkbox"/> <input type="checkbox"/> <input type="checkbox"/>	<input type="checkbox"/> <input type="checkbox"/> <input type="checkbox"/>	<input type="checkbox"/> <input type="checkbox"/> <input type="checkbox"/>		
		30 x 96"	PIFR3096C	<input type="checkbox"/> <input type="checkbox"/> <input type="checkbox"/>	NNN	NMP	<input type="checkbox"/> <input type="checkbox"/> <input type="checkbox"/>	<input type="checkbox"/> <input type="checkbox"/> <input type="checkbox"/>	<input type="checkbox"/> <input type="checkbox"/> <input type="checkbox"/>	<input type="checkbox"/> <input type="checkbox"/> <input type="checkbox"/>		
			A	B	C	D	E	F	G	H		

HOW TO ORDER

Indicate the following information on order form:

- Quantity of each item.
- Model number, including options. See "How To Build a Model Number".
- Any special service required.

Note:

- The ☐ indicates that a choice is required.
- The absence of the ☐ indicates that no choice is required.
- Alpha-numeric characters in place of ☐ indicate that no other alternatives are available.

HOW TO BUILD A MODEL NUMBER

- A** Select basic model.
- B** Select edge style.
- 54B** - 1-1/4" Vinyl bullnose
- 64E** - 1-1/4" Self-edge
- 74P** - 74P edge
- ME2** - Urethane edge
- 34S** - 3/8" Wood band edge
- *(Edge style ME2 has ME on long edges/74P on short edges)
- C** Select grommet or module type.
- NNN** - No Grommets, PowerUp or Wire Management/No Cutouts
- D** Select modesty panel.
- NMP** - No fabric modesty panel
- E** Select edge color.
- Refer to color addendum at ki.com or KI Fabrics & Finishes binder.
- Edge color offerings are based on edge style selections.
- F** Select surface finish.
- Refer to color addendum at ki.com or KI Fabrics & Finishes binder.
- G** Select leg finish.
- Refer to color addendum at ki.com or KI Fabrics & Finishes binder.
- H** Select base.
- 4EC** - 4 casters
- 4GB** - 4 black glides
- *Casters=2 locking/2 non-locking, black wheel, silver hub



Pirouette™ Tables

Fixed Collaborative

Approx. Packaged Weight	1-1/4" Vinyl Bullnose (54B)	1-1/4" Self-edge (64E)	74P Edge (74P)	Urethane Edge (ME2)	3/8" Wood Band Edge (34S)
74.0#	\$ 725	\$ 876	\$ 874	\$ 1268	\$ 1130
79.0#	736	906	910	1322	1190
84.0#	748	925	938	1335	1251
93.0#	806	1003	1059	1509	1317
107.0#	886	1088	1184	1570	1389
86.0#	\$ 759	\$ 930	\$ 927	\$ 1322	\$ 1202
92.0#	772	961	961	1383	1251
98.0#	783	978	995	1401	1298
110.0#	863	1081	1139	1588	1539
126.0#	910	1154	1214	1648	1625

INFORMATION

LEG CLEARANCE

Table Length / From Table Edge / Inside Leg

60"D	13.5	28.75
66"D	13.5	34.75
72"D	13.5	40.75
84"D	13.5	52.75
96"D	13.5	64.75

SPECIAL SERVICES

Special Carton Marking

With specially marked information N/C



Shipping

Shipped **k.d. freight prepaid f.o.b.**
Bondue, Wisconsin 54107 factory. Freight
 class #125.

Specifications and prices are subject to
 change without prior notice.

Pirouette™ Tables

Nesting Collaborative

			MODEL NUMBER								
			Basic Model	Edge Style	Grommet/Module Type	Modesty Panel	Edge Color	Surface Finish	Leg Finish	Base	
 <p>PINC</p>		Rectangular Tables - 24"D <ul style="list-style-type: none"> Nesting base at 29" high Collaborative tables are designed to provide leg spacing for all sides of the table Nesting mechanism is standard in Flannel only Chrome bases will have Flannel colored leg caps and vertical wire manger (if power is selected) ME2 edge is the molded urethane edge on the long sides of the table with a 74P trim on the short side of the table. 	24 x 60"	PINR2460C	<input type="checkbox"/> <input type="checkbox"/>	NNN	NMP	<input type="checkbox"/> <input type="checkbox"/>	<input type="checkbox"/> <input type="checkbox"/>	<input type="checkbox"/> <input type="checkbox"/>	
			24 x 66"	PINR2466C	<input type="checkbox"/> <input type="checkbox"/>	NNN	NMP	<input type="checkbox"/> <input type="checkbox"/>	<input type="checkbox"/> <input type="checkbox"/>	<input type="checkbox"/> <input type="checkbox"/>	
			24 x 72"	PINR2472C	<input type="checkbox"/> <input type="checkbox"/>	NNN	NMP	<input type="checkbox"/> <input type="checkbox"/>	<input type="checkbox"/> <input type="checkbox"/>	<input type="checkbox"/> <input type="checkbox"/>	
			24 x 84"	PINR2484C	<input type="checkbox"/> <input type="checkbox"/>	NNN	NMP	<input type="checkbox"/> <input type="checkbox"/>	<input type="checkbox"/> <input type="checkbox"/>	<input type="checkbox"/> <input type="checkbox"/>	
			24 x 96"	PINR2496C	<input type="checkbox"/> <input type="checkbox"/>	NNN	NMP	<input type="checkbox"/> <input type="checkbox"/>	<input type="checkbox"/> <input type="checkbox"/>	<input type="checkbox"/> <input type="checkbox"/>	
PINC		Rectangular Tables - 30"D	30 x 60"	PINR3060C	<input type="checkbox"/> <input type="checkbox"/>	NNN	NMP	<input type="checkbox"/> <input type="checkbox"/>	<input type="checkbox"/> <input type="checkbox"/>	<input type="checkbox"/> <input type="checkbox"/>	
			30 x 66"	PINR3066C	<input type="checkbox"/> <input type="checkbox"/>	NNN	NMP	<input type="checkbox"/> <input type="checkbox"/>	<input type="checkbox"/> <input type="checkbox"/>	<input type="checkbox"/> <input type="checkbox"/>	
			30 x 72"	PINR3072C	<input type="checkbox"/> <input type="checkbox"/>	NNN	NMP	<input type="checkbox"/> <input type="checkbox"/>	<input type="checkbox"/> <input type="checkbox"/>	<input type="checkbox"/> <input type="checkbox"/>	
			30 x 84"	PINR3084C	<input type="checkbox"/> <input type="checkbox"/>	NNN	NMP	<input type="checkbox"/> <input type="checkbox"/>	<input type="checkbox"/> <input type="checkbox"/>	<input type="checkbox"/> <input type="checkbox"/>	
			30 x 96"	PINR3096C	<input type="checkbox"/> <input type="checkbox"/>	NNN	NMP	<input type="checkbox"/> <input type="checkbox"/>	<input type="checkbox"/> <input type="checkbox"/>	<input type="checkbox"/> <input type="checkbox"/>	

A

B

C

D

E

F

G

H

HOW TO ORDER

Indicate the following information on order form:

- Quantity of each item.
- Model number, including options. See "How To Build a Model Number".
- Any special service required.

Note: • The ☐ indicates that a choice is required.

- The absence of the ☐ indicates that no choice is required.
- Alpha-numeric characters in place of ☐ indicate that no other alternatives are available.

HOW TO BUILD A MODEL NUMBER

A Select basic model.

B Select edge style.

54B - 1-1/4" Vinyl bullnose

64E - 1-1/4" Self-edge

74P - 74P edge

ME2 - Urethane edge

34S - 3/8" Wood band edge

*(Edge style ME2 has ME on long edges/74P on short edges)

C Select grommet or module type.

NNN - No Grommets, PowerUp or Wire Management/No Cutouts

D Select modesty panel.

NMP - No fabric modesty panel

E Select edge color.

Refer to color addendum at ki.com or KI Fabrics & Finishes binder.
Edge color offerings are based on edge style selections.

F Select surface finish.

Refer to color addendum at ki.com or KI Fabrics & Finishes binder.

G Select leg finish.

Refer to color addendum at ki.com or KI Fabrics & Finishes binder.

H Select base.

4EC - 4 casters

4GB - 4 black glides

*Casters=2 locking/2 non-locking, black wheel, silver hub



Pirouette™ Tables

Nesting Collaborative

Approx. Packaged Weight	1-1/4" Vinyl Bullnose (54B)	1-1/4" Self-edge (64E)	74P Edge (74P)	Urethane Edge (ME2)	3/8" Wood Band Edge (34S)
93.0#	\$ 1042	\$ 1150	\$ 1191	\$ 1496	\$ 1392
98.0#	1053	1180	1226	1575	1450
106.0#	1076	1208	1265	1599	1518
119.0#	1147	1296	1399	1801	1595
132.0#	1220	1369	1518	1892	1656
105.0#	\$ 1076	\$ 1203	\$ 1243	\$ 1553	\$ 1461
111.0#	1088	1231	1277	1639	1507
120.0#	1110	1260	1324	1662	1564
136.0#	1204	1370	1480	1876	1807
151.0#	1243	1432	1547	1972	1880

INFORMATION

LEG CLEARANCE

Table Length / From Table Edge / Inside Leg

60"D	6.75	42
66"D	9.75	42
72"D	12.75	42
84"D	12.75	54
96"D	12.75	66

SPECIAL SERVICES

Special Carton Marking

With specially marked information N/C

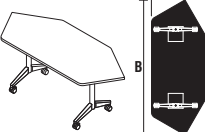
Shipping

Shipped **k.d. freight prepaid f.o.b. Bonduel, Wisconsin 54107** factory. Freight class #125.

Specifications and prices are subject to change without prior notice.

Pirouette™ Tables

Fixed Scale Up

		MODEL NUMBER										
		Basic Model	Edge Style	Grommet/Module Type	Modesty Panel	Edge Color	Surface Finish	Leg Finish	Grommet/Module Color	Base		
MODEL	A x B	30 x 72"	PIFS3072	<input type="checkbox"/> <input type="checkbox"/> <input type="checkbox"/>	<input type="checkbox"/> <input type="checkbox"/> <input type="checkbox"/>	NMP	<input type="checkbox"/> <input type="checkbox"/> <input type="checkbox"/>	<input type="checkbox"/> <input type="checkbox"/> <input type="checkbox"/>	<input type="checkbox"/> <input type="checkbox"/> <input type="checkbox"/>	<input type="checkbox"/> <input type="checkbox"/> <input type="checkbox"/>		
 PIFT	Scale Up Tables - 30"D <ul style="list-style-type: none">• Fixed base at 29" high• 3 tables form an 84" dia pod design to seat up to 9 people• Chrome bases will have Flannel colored leg caps and vertical wire manger (if power is selected)• Gangers ordered separately											
			A	B	C	D	E	F	G	H	I	

Scale Up Tables - 30"D

- Fixed base at 29" high
- 3 tables form an 84" dia pod design to seat up to 9 people
- Chrome bases will have Flannel colored leg caps and vertical wire manger (if power is selected)
- Gangers ordered separately

HOW TO ORDER

Indicate the following information on order form:

1. Quantity of each item.
2. Model number, including options. See "How To Build a Model Number".
3. Any special service required.

Note:

- The ☐ indicates that a choice is required.
- The absence of the ☐ indicates that no choice is required.
- Alpha-numeric characters in place of ☐ indicate that no other alternatives are available.

HOW TO BUILD A MODEL NUMBER

- A** Select basic model.
- B** Select edge style.
- 54B** - 1-1/4" Vinyl bullnose
- 64E** - 1-1/4" Self-edge
- 74P** - 74P edge
- 34S** - 3/8" Wood band edge
- C** Select grommet or module type.
- NNN** - No Grommets, PowerUp or Wire Management/No Cutouts
- 10C** - One Cutout Only-w/Wire Management; add \$153
- 1PG** - One Plastic Grommet w/Wire Management; add \$171
- 1PU** - One PowerUp w/Wire Management; add \$274
- 1VG** - One Villa Grommet w/Wire Management; add \$221
- 1VM** - One Villa Module w/Wire Management; add \$400
- WMO** - Wire Management Only-No Cutouts; add \$153

*CORD LENGTH of 9' or 15' is option on 1PU and 1VM only.

*Includes vertical and horizontal wire management.

- D** Select modesty panel.
- NMP** - No fabric modesty panel
- E** Select edge color.
- Refer to color addendum at ki.com or KI Fabrics & Finishes binder.
- Edge color offerings are based on edge style selections.
- F** Select surface finish.
- Refer to color addendum at ki.com or KI Fabrics & Finishes binder.
- G** Select leg finish.
- Refer to color addendum at ki.com or KI Fabrics & Finishes binder.
- H** Select grommet/module color.
- Refer to color addendum at ki.com or KI


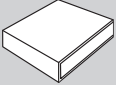
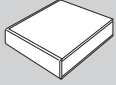
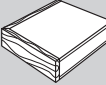
Fabrics & Finishes binder.

- I** Select base finish.
- 4EC** - 4 casters
- 4GB** - 4 black glides
- *Casters=2 locking/2 non-locking, black wheel, silver hub



Pirouette™ Tables

Fixed Scale Up

				
Approx. Packaged Weight	1-1/4" Vinyl Bullnose (54B)	1-1/4" Self-edge (64E)	74P Edge (74P)	3/8" Wood Band Edge (34S)
64.0#	\$ 759	\$ 886	\$ 927	\$ 1145

INFORMATION

LEG CLEARANCE

Table Length / From Table Edge Point / Inside Leg		
72"D	14.75	38.75

SPECIAL SERVICES

Special Carton Marking

With specially marked information	N/C
-----------------------------------	-----

Shipping

Shipped **k.d. freight prepaid f.o.b.**
Bondue, Wisconsin 54107 factory. Freight
class #125.

Specifications and prices are subject to
change without prior notice.

PINT

Indicate the following information on order form:

- Note:
- The ☐ indicates that a choice is required.
 - The absence of the ☐ indicates that no choice is required.
 - Alpha-numeric characters in place of ☐ indicate that no other alternatives are available.

A Select basic model.

- C** Select grommet or module type.
- | | |
|------------|--|
| NNN | - No Grommets, PowerUp or Wire Management/No Cutouts |
| 10C | - One Cutout Only-w/Wire Management; add \$153 |
| 1PG | - One Plastic Grommet w/Wire Management; add \$171 |
| 1PU | - One PowerUp w/Wire Management; add \$274 |
| 1VG | - One Villa Grommet w/Wire Management; add \$221 |
| 1VM | - One Villa Module w/Wire Management; add \$400 |
| WMO | - Wire Management Only-No Cutouts; add \$153 |

*CORD LENGTH of 9' or 15' is option on 1PU and 1VM only.

*Includes vertical and horizontal wire management.

- D** Select modesty panel.
- | | |
|------------|---------------------------|
| NMP | - No fabric modesty panel |
|------------|---------------------------|

- E** Select edge color.
Refer to color addendum at ki.com or KI
Fabrics & Finishes binder.
Edge color offerings are based on edge
style selections.

- F** Select surface finish.
Refer to color addendum at ki.com or KI
Fabrics & Finishes binder.

- G** Select leg finish.
Refer to color addendum at ki.com or KI
Fabrics & Finishes binder.


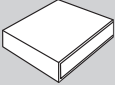
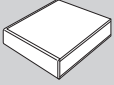
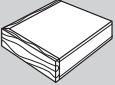
- H** Select grommet/module color.
Refer to color addendum at ki.com or KI

Fabrics & Finishes binder.

- 1** Select base.
- | | |
|------------|------------------|
| 4EC | - 4 casters |
| 4GB | - 4 black glides |
- *Casters=2 locking/2 non-locking,
black wheel, silver hub



Pirouette™ Tables
Nesting Scale Up

				
Approx. Packaged Weight	1-1/4" Vinyl Bullnose (54B)	1-1/4" Self-edge (64E)	74P Edge (74P)	3/8" Wood Band Edge (34S)
86.0#	\$ 1088	\$ 1214	\$ 1254	\$ 1473

INFORMATION

LEG CLEARANCE

Table Length / From Table Edge Point / Inside Leg		
72"D	13.125	42

SPECIAL SERVICES

Special Carton Marking

With specially marked information	N/C
-----------------------------------	-----

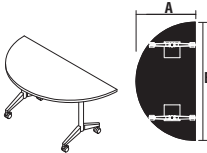
Shipping

Shipped **k.d. freight prepaid f.o.b.**
Bondue, Wisconsin 54107 factory. Freight class #125.

Specifications and prices are subject to change without prior notice.

Pirouette™ Tables

Fixed Half Round

			MODEL NUMBER								
			Basic Model	Edge Style	Grommet/Module Type	Modesty Panel	Edge Color	Surface Finish	Leg Finish	Base	
	MODEL	A x B									
	Half Round Tables - 24"D	24 x 48"	PIFH48	<input type="checkbox"/> <input type="checkbox"/> <input type="checkbox"/>	NNN	NMP	<input type="checkbox"/> <input type="checkbox"/> <input type="checkbox"/>	<input type="checkbox"/> <input type="checkbox"/> <input type="checkbox"/>	<input type="checkbox"/> <input type="checkbox"/> <input type="checkbox"/>		
	<ul style="list-style-type: none">Fixed base at 29" highChrome bases will have Flannel colored leg capsGangers ordered separately										
PIFT											
PIFT	Half Round Tables - 30"D	30 x 60"	PIFH60	<input type="checkbox"/> <input type="checkbox"/> <input type="checkbox"/>	NNN	NMP	<input type="checkbox"/> <input type="checkbox"/> <input type="checkbox"/>	<input type="checkbox"/> <input type="checkbox"/> <input type="checkbox"/>	<input type="checkbox"/> <input type="checkbox"/> <input type="checkbox"/>		
PIFT	Half Round Tables - 36"D	36 x 72"	PIFH72	<input type="checkbox"/> <input type="checkbox"/> <input type="checkbox"/>	NNN	NMP	<input type="checkbox"/> <input type="checkbox"/> <input type="checkbox"/>	<input type="checkbox"/> <input type="checkbox"/> <input type="checkbox"/>	<input type="checkbox"/> <input type="checkbox"/> <input type="checkbox"/>		
PIFT											
				A	B	C	D	E	F	G	H

HOW TO ORDER

Indicate the following information on order form:

1. Quantity of each item.
2. Model number, including options. See "How To Build a Model Number".
3. Any special service required.

Note:

- The ☐ indicates that a choice is required.
- The absence of the ☐ indicates that no choice is required.
- Alpha-numeric characters in place of ☐ indicate that no other alternatives are available.

HOW TO BUILD A MODEL NUMBER

- A** Select basic model.
- B** Select edge style.
- | | |
|------------|-------------------------|
| 54B | - 1-1/4" Vinyl bullnose |
| 64E | - 1-1/4" Self-edge |
| 74P | - 74P edge |
| 34S | - 3/8" Wood band edge |
- C** Select grommet or module type.
- | | |
|------------|--|
| NNN | - No Grommets, PowerUp or Wire Management/No Cutouts |
|------------|--|
- D** Select modesty panel.
- | | |
|------------|---------------------------|
| NMP | - No fabric modesty panel |
|------------|---------------------------|
- E** Select edge color.
- Refer to color addendum at ki.com or KI Fabrics & Finishes binder.
- Edge color offerings are based on edge style selections.
- F** Select surface finish.
- Refer to color addendum at ki.com or KI

Fabrics & Finishes binder.

- G** Select leg finish.
- Refer to color addendum at ki.com or KI Fabrics & Finishes binder.
- H** Select base.
- | | |
|------------|------------------|
| 4EC | - 4 casters |
| 4GB | - 4 black glides |
- *Casters=2 locking/2 non-locking, black wheel, silver hub



Pirouette™ Tables

Fixed Half Round

Approx. Packaged Weight	1-1/4" Vinyl Bullnose (54B)	1-1/4" Self-edge (64E)	74P Edge (74P)	3/8" Wood Band Edge (34S)
53.0#	\$ 654	\$ 717	\$ 723	\$ 919
71.0#	\$ 662	\$ 725	\$ 731	\$ 927
91.0#	\$ 691	\$ 783	\$ 789	\$ 1018

INFORMATION

LEG CLEARANCE

Table Length / From Table Edge Point / Inside Leg		
48"D	7.0	29.75
60"D	10.5	34.75
72"D	12.5	42.75

SPECIAL SERVICES

Special Carton Marking

With specially marked information N/C


Shipping

Shipped **k.d. freight prepaid f.o.b.**
Bondue, Wisconsin 54107 factory. Freight
 class #125.

Specifications and prices are subject to
 change without prior notice.

Pirouette™ Tables

Nesting Half Round

			MODEL NUMBER									
MODEL			A x B	Basic Model	Edge Style	Grommet/ Module Type	Modesty Panel	Edge Color	Surface Finish	Leg Finish	Base	
	Half Round Tables - 24"D		24 x 48"	PINH48	<input type="checkbox"/> <input type="checkbox"/> <input type="checkbox"/>	NNN	NMP	<input type="checkbox"/> <input type="checkbox"/> <input type="checkbox"/>	<input type="checkbox"/> <input type="checkbox"/> <input type="checkbox"/>	<input type="checkbox"/> <input type="checkbox"/> <input type="checkbox"/>	<input type="checkbox"/> <input type="checkbox"/> <input type="checkbox"/>	
	• Nesting base at 29" high											
	• Nesting mechanism is standard in Flannel only											
	• Chrome bases will have Flannel colored leg caps											
	• Gangers ordered separately											
PINT												
PINT	Half Round Tables - 30"D		30 x 60"	PINH60	<input type="checkbox"/> <input type="checkbox"/> <input type="checkbox"/>	NNN	NMP	<input type="checkbox"/> <input type="checkbox"/> <input type="checkbox"/>	<input type="checkbox"/> <input type="checkbox"/> <input type="checkbox"/>	<input type="checkbox"/> <input type="checkbox"/> <input type="checkbox"/>	<input type="checkbox"/> <input type="checkbox"/> <input type="checkbox"/>	
PINT	Half Round Tables - 36"D		36 x 72"	PINH72	<input type="checkbox"/> <input type="checkbox"/> <input type="checkbox"/>	NNN	NMP	<input type="checkbox"/> <input type="checkbox"/> <input type="checkbox"/>	<input type="checkbox"/> <input type="checkbox"/> <input type="checkbox"/>	<input type="checkbox"/> <input type="checkbox"/> <input type="checkbox"/>	<input type="checkbox"/> <input type="checkbox"/> <input type="checkbox"/>	

HOW TO ORDER

Indicate the following information on order form:

1. Quantity of each item.
2. Model number, including options. See "How To Build a Model Number".
3. Any special service required.

Note: • The ☐ indicates that a choice is required.
 • The absence of the ☐ indicates that no choice is required.
 • Alpha-numeric characters in place of ☐ indicate that no other alternatives are available.

HOW TO BUILD A MODEL NUMBER

A Select basic model.

B Select edge style.

54B - 1-1/4" Vinyl bullnose

64E - 1-1/4" Self-edge

74P - 74P edge

34S - 3/8" Wood band edge

C Select grommet or module type.

NNN - No Grommets, PowerUp or Wire Management/No Cutouts

D Select modesty panel.

NMP - No fabric modesty panel

E Select edge color.

Refer to color addendum at ki.com or KI Fabrics & Finishes binder.
 Edge color offerings are based on edge style selections.

F Select surface finish.

Refer to color addendum at ki.com or KI

Fabrics & Finishes binder.

G Select leg finish.

Refer to color addendum at ki.com or KI Fabrics & Finishes binder.

H Select base.

4EC - 4 casters

4GB - 4 black glides

*Casters=2 locking/2 non-locking, black wheel, silver hub



Pirouette™ Tables

Nesting Half Round

Approx. Packaged Weight	1-1/4" Vinyl Bullnose (54B)	1-1/4" Self-edge (64E)	74P Edge (74P)	3/8" Wood Band Edge (34S)
71.0#	\$ 950	\$ 1012	\$ 1018	\$ 1214
90.0#	\$ 978	\$ 1042	\$ 1048	\$ 1243
113.0#	\$ 1018	\$ 1110	\$ 1116	\$ 1346

INFORMATION

LEG CLEARANCE

Table Length / From Table Edge Point / Inside Leg

48"D	6.75	30
60"D	12.75	30
72"D	12.75	42

SPECIAL SERVICES

Special Carton Marking

With specially marked information N/C


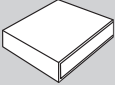
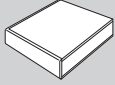
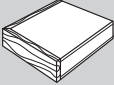
Shipping

Shipped **k.d. freight prepaid f.o.b.**
Bondue, Wisconsin 54107 factory. Freight
class #125.

Specifications and prices are subject to
change without prior notice.



Pirouette™ Tables
Fixed Trapezoid

				
Approx. Packaged Weight	1-1/4" Vinyl Bullnose (54B)	1-1/4" Self-edge (64E)	74P Edge (74P)	3/8" Wood Band Edge (34S)
64.0#	\$ 662	\$ 725	\$ 731	\$ 927

INFORMATION

LEG CLEARANCE

Table Length / From Table Edge Point / Inside Leg		
60"D	13.5	28.75

SPECIAL SERVICES

Special Carton Marking

With specially marked information	N/C
-----------------------------------	-----

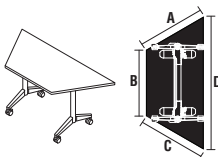
Shipping

Shipped **k.d. freight prepaid f.o.b. Bonduel, Wisconsin 54107** factory. Freight class #125.

Specifications and prices are subject to change without prior notice.

Pirouette™ Tables

Nesting Trapezoid

			MODEL NUMBER								
			Basic Model	Edge Style	Grommet/Module Type	Modesty Panel	Edge Color	Surface Finish	Leg Finish	Base	
MODEL	A x B x C x D		PINT3060	<input type="checkbox"/> <input type="checkbox"/> <input type="checkbox"/>	NNN	NMP	<input type="checkbox"/> <input type="checkbox"/> <input type="checkbox"/>	<input type="checkbox"/> <input type="checkbox"/> <input type="checkbox"/>	<input type="checkbox"/> <input type="checkbox"/> <input type="checkbox"/>	<input type="checkbox"/> <input type="checkbox"/> <input type="checkbox"/>	
 <p>PINT</p>	Trapezoid Tables - 30"D <ul style="list-style-type: none">Nesting base at 29" highNesting mechanism is standard in Flannel onlyChrome bases will have Flannel colored leg capsGangers ordered separately	30 x 30 x 30 x 60"									
			A	B	C	D	E	F	G	H	

HOW TO ORDER

Indicate the following information on order form:

- Quantity of each item.
- Model number, including options. See "How To Build a Model Number".
- Any special service required.

Note:

- The ☐ indicates that a choice is required.
- The absence of the ☐ indicates that no choice is required.
- Alpha-numeric characters in place of ☐ indicate that no other alternatives are available.

HOW TO BUILD A MODEL NUMBER

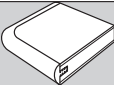
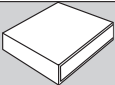
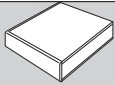
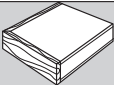
- A** Select basic model.
- B** Select edge style.
- 54B** - 1-1/4" Vinyl bullnose
- 64E** - 1-1/4" Self-edge
- 74P** - 74P edge
- 34S** - 3/8" Wood band edge
- C** Select grommet or module type.
- NNN** - No Grommets, PowerUp or Wire Management/No Cutouts
- D** Select modesty panel.
- NMP** - No fabric modesty panel
- E** Select edge color.
- Refer to color addendum at ki.com or KI Fabrics & Finishes binder.
- Edge color offerings are based on edge style selections.
- F** Select surface finish.
- Refer to color addendum at ki.com or KI

Fabrics & Finishes binder.

- G** Select leg finish.
- Refer to color addendum at ki.com or KI Fabrics & Finishes binder.
- H** Select base.
- 4EC** - 4 casters
- 4GB** - 4 black glides
- *Casters=2 locking/2 non-locking, black wheel, silver hub



Pirouette™ Tables
Nesting Trapezoid

				
Approx. Packaged Weight	1-1/4" Vinyl Bullnose (54B)	1-1/4" Self-edge (64E)	74P Edge (74P)	3/8" Wood Band Edge (34S)
82.0#	\$ 978	\$ 1042	\$ 1048	\$ 1243

INFORMATION

LEG CLEARANCE

Table Length / From Table Edge Point / Inside Leg		
60"D	12.75	30

SPECIAL SERVICES

Special Carton Marking

With specially marked information	N/C
-----------------------------------	-----


Shipping

Shipped **k.d. freight prepaid f.o.b.**
Bondue1, Wisconsin 54107 factory. Freight
class #125.

Specifications and prices are subject to
change without prior notice.

Pirouette™ Tables

Accessories

		MODEL NUMBER		Approx. Packaged Weight
		Basic Model	Leg Finish	
 HRDPT	Table Ganger (Set of 2 for one table-to-table gang) <ul style="list-style-type: none">• Available on all table tops except Col-laborative rectangular tables• KIT INCLUDES:<ul style="list-style-type: none">• 2 black nylon ganging hooks• 6 nylon pegs• 6 #14 x 1-1/2" screws	13.3115		1.0#
HRDPT	ADA Height Kit <ul style="list-style-type: none">• Achieve a tabletop height of 32"• Leg available in powdercoat or chrome	PIR.ADA.KIT	<input type="checkbox"/> <input type="checkbox"/>	2.0#

A

B

HOW TO ORDER

Indicate the following information on order form:

1. Quantity of each item.
2. Model number, including options. See “How To Build a Model Number”.
3. Any special service required.

Note:

- The ☐ indicates that a choice is required.
- The absence of the ☐ indicates that no choice is required.
- Alpha-numeric characters in place of ☐ indicate that no other alternatives are available.

HOW TO BUILD A MODEL NUMBER

A Select basic model.



Delivered Pricing	
\$	15
\$	278

SPECIAL SERVICES

Special Carton Marking

With specially marked information N/C

Shipping

Shipped **k.d. freight prepaid f.o.b. Bonduel, Wisconsin 54107** factory. Freight class #125.

Specifications and prices are subject to change without prior notice.



KI
1330 Bellevue Street
P.O. Box 8100
Green Bay, Wisconsin 54308-8100
1-800-424-2432
www.ki.com

KI and Furnishing Knowledge
are registered trademarks
of Krueger International, Inc.

© 2014 Krueger International, Inc.
All Rights Reserved.
Code KI-11606/KI/PDF/0414