

## Multiple Seating Price List ■

January 3, 2011

Updated April 22, 2015

800-424-2432



Furnishing Knowledge®





# Contents

Refer to KI Terms & Conditions document or visit [ki.com](http://ki.com).

<b>Ordering C.O.M., C.O.L., and C.O.V.</b>	Bonduel, Green Bay, Ontario, and Tupelo	2
	High Point	4
	Shipping Location	6
<b>Dorsal® Operational Tandem</b>	General Information	8
	Multiple Seating	10
<b>Flex™</b>	General Information	22
	Multiple Seating	24
	Multiple Seating Replacement Parts	46
	Connecting Tables	48
<b>GateOne®</b>	General Information	52
	Multiple Seating	54
<b>Grazie® Tandem</b>	General Information	58
	Multiple Seating	60
<b>Perth®</b>	General Information	70
	Multiple Seating	72
	Multiple Seating Replacement Parts	92
	Connecting Tables	94
<b>Piretti Torsion® Tandem</b>	General Information	96
	Multiple Seating	98
<b>Soltice®</b>	General Information	106
	Multiple Seating	108
	Connecting Tables	118
<b>Strive® Tandem</b>	General Information	120
	Multiple Seating	122
<b>Three®</b>	General Information	132
	Multiple Seating	134
<b>Index</b>		142

# Ordering C.O.M., C.O.L., and C.O.V.

Bonduel, Green Bay, Ontario, and Tupelo

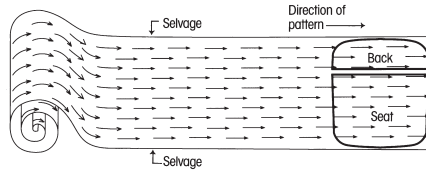
## How to Specify C.O.M. Upholstery

Textile designs often have intricate patterns. Not all individuals will interpret fabric direction in the same manner.

As a standard procedure, KI cuts fabrics off the roll in a horizontal fashion as shown in Diagram A at the right. By cutting in this fashion, most waste is eliminated. Our requirements for yardage in this book are based on this type of cutting. When directional or patterned fabrics are used, they often require more yardage than solid colors.

By providing KI with a completely filled-out copy of the form on this page, we will be able to expedite your order. We find it particularly helpful with directional or patterned upholstery material. It is critical that copies of this form accompany test quantities as well as production quantities of C.O.M.

C.O.M. must be supplied in continuous yardage.



## C.O.M., C.O.L. and C.O.V. Testing

KI will require for testing actual yardage to upholster one chair. The testing requirements depend on which chair you have selected on your order.

Test samples will be applied to the order and will be held for 6 months if needed. After 6 months, the sample can no longer be applied to your order. For all products to be tested, send test samples for approval to:

**KI**  
Attn: C.O.M. Specialist  
1687 Westminster Drive, Gate 3  
Green Bay WI 54302

To expedite the procedure, attach a copy of the "C.O.M. Information Form" on this page.

All C.O.M., C.O.L. and C.O.V. must be labeled with the purchase order number.

## C.O.M., C.O.L. and C.O.V. Production

Customer's fabrics and leathers must be approved prior to acceptance for production. Upon test approval, a 1" square sample swatch of upholstery material must accompany the order. KI assumes no responsibility for wear, defects or performance of customer's own fabrics, vinyl or leather. C.O.M., C.O.L. and C.O.V. orders are available on a deferred delivery basis.

Orders for production of C.O.M., C.O.L. and C.O.V. upholstered products are not scheduled for processing until upholstery material is received. Upon receipt, KI will provide an acknowledgement and an estimated shipping date.

KI recommends that leather be ordered in yardage. Leather must be usable. The outer edges cannot be calculated as square feet or yardage.

The C.O.M., C.O.L. and C.O.V. yardage requirements accompanying products in the pricing section are for 10 chairs/seats or less, 54" wide nondirectional material. On larger orders, less material is required.

For exact production yardage requirements, call 1-800-424-2432, ext. 2707.

## C.O.M., C.O.L. and C.O.V. Order Processing

For products shipped from Green Bay, WI facility, ship upholstery material to:

**KI**  
Attn: C.O.M. Storage  
1687 Westminster Drive, Gate 3  
Green Bay, WI 54302

For products shipped from Tupelo, MS facility ship material to:

**KI Tupelo**  
Attn: C.O.M. Storage  
2112 South Green Street  
Tupelo, MS 38801

For products shipped from Bonduel, WI facility, ship material to:

**KI**  
Attn: C.O.M. Storage  
204 West South Street  
Bonduel, WI 54107

For products shipped from Ontario, CA facility, ship material to:

**Avail/Impress/Kismet/Medical & Laboratory Stools/Pilot**  
Attn: C.O.M. Storage  
1110 S. Mildred Ave.  
Ontario, CA 91761

## Intricate Patterns

In the event of specific requirements for positioning of intricate patterns or pattern repeats on seats and backrests, provide a sketch noting requirements, as in Diagram B, along with materials for testing, and with the order.

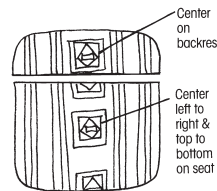


Diagram B

## Treated Materials

If C.O.M. requires processing such as Scotchgard® or acrylic backing, it often shrinks. To prevent delays in delivery or back ordering due to shrinkage, please have your processor remeasure after processing and assure adequate yardage shipment.

## Split Orders

If a portion of the shipment which does not require C.O.M., C.O.L. or C.O.V. applications is to be processed and shipped early, KI will enter the order immediately at your request. These split shipments are subject to minimum order changes.

Contact the C.O.M. Specialist at 1-800-424-2432, ext. 2707, with questions or to verify a split order.

## Excess Upholstery Material

KI will dispose of excess upholstery material at the time of shipment unless expressly requested to return it with the product shipment.

## Cancelled or Changed Orders

KI assumes no responsibility for extra C.O.M., C.O.L. or C.O.V. material due to a change of upholstery or cancellation of an order. It is the customer's responsibility to arrange for return of this material.

## C.O.M., C.O.L. and C.O.V. Information Form

A copy of this form should accompany test requests and production orders. Please fill it out completely, and, if your order has been acknowledged, provide the acknowledgement number.

Purchasing Agent (Dealer or buying organization)

Attention

Address

City

State

Zip

Project Name

Type of seating and number of units of each type

Please see information below and check the appropriate box.

☐ Submitted for testing.

☐ Test approved. Submitted for production.

Purchase Order Number

KI Acknowledgement Number

In all instances, send this form to the C.O.M. Specialist.

☐ A Selvage Top and Bottom



☐ B Selvage Side and Side





# Ordering C.O.M., C.O.L., and C.O.V.

Bonduel, Green Bay, Ontario, and Tupelo

# Ordering C.O.M., C.O.L., and C.O.V.

High Point

## Customer's Own Material ■

Specifications Form

March 2015

All fabrics, including COM, COL, KOM and in grades will be applied at the factory's discretion. If a pattern or stripe is to be applied in a certain direction, the customer MUST specify this in writing on the P.O. and attach a sample of the fabric with it running in the application direction to the P.O. Specifying fabric direction may increase the amount of COM or KOM yardage required. Check with KI Customer Service to see if an increase in yardage is necessary BEFORE specifying, ordering and sending COM and COL to the factory or having KOM quoted.

ALL C.O.M AND C.O.L SHIPMENTS  
MUST BE PREPAID TO:

KI  
217 Feld Avenue  
High Point, NC 27263

COM and COL must be identified as follows:

1. Name and address
2. Your purchase order number
3. Our style number to which fabric is to be applied
4. Supplier name and fabric name, number, and color

COLLECT SHIPMENTS WILL BE REFUSED.

SHIPMENT SCHEDULE WILL BE GIVEN WHEN ALL FABRIC IS RECEIVED FOR ENTIRE ORDER

YARDAGE REQUIREMENTS LISTED IN PRICE LIST ARE BASED ON PLAIN GOODS 54" WIDE. Fabrics less than 54" wide, or those requiring matching (stripes, plaids, prints, large patterns) will require additional yardage based on the fabric used and the item ordered. FABRIC WITH NAP: IF USING MOHAIR, VELVET OR ANY FABRIC WITH A "NAP", INCREASE YARDAGE REQUIRE BY 11%. CONSULT MATRIX BELOW FOR ADDITIONAL YARDAGE NEEDED.

C.O.M. INCREASE MATRIX (The yardage matrix is also applicable to any reservations of KI Ingrade, Pallas, or KOM upholsteries).

This table is a general guide.

FABRIC WIDTH	PLAIN FABRIC	UNDER 7" REPEAT	8"-13" REPEAT	14"-21" REPEAT	22"-27" REPEAT	28"-33" REPEAT	34"-40" REPEAT	41"-48" REPEAT
54"	0	20%	25%	30%	40%	50%	60%	70%
51"-53"	15%	25%	30%	35%	45%	60%	70%	80%
48"-50"	20%	30%	35%	40%	50%	65%	75%	85%
45"-47"	30%	45%	50%	55%	60%	80%	90%	100%
36"-44"	50%	65%	70%	75%	80%	100%	110%	120%

FABRIC WITH DOUBLE REPEAT: IF USING A FABRIC WITH A DOUBLE REPEAT, PLEASE FOLLOW THIS FORMULA: TAKE THE TOTAL AMOUNT OF THE LARGER AND HALF OF THE SMALLER REPEAT; ADD TOGETHER TO FIND THE CORRECT OVERALL REPEAT. EXAMPLE: 10" VERTICAL WITH 14" HORIZONTAL WOULD BE  $14 + 5 = 19$ .

IF FABRIC COMES IN ON MULTIPLE ROLLS, ONE ADDITIONAL YARD PER ROLL NEEDS TO BE ADDED TO THE YARDAGE REQUIREMENT.

SPECIAL NOTE: WE CAN ASSUME NO RESPONSIBILITY FOR THE DURABILITY OR TAILORING QUALITY OF CUSTOMER FURNISHED COVERINGS (C.O.M.) OR KOM. KOM: is fabric that KI will purchase for you at jobber's price (net) plus a nominal charge for handling, shipping, and managing.





## Customer's Own Material ■

Specifications Form

March 2015

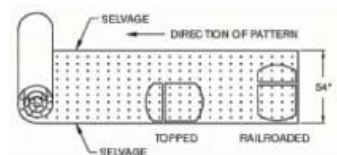
### ADDITIONAL NOTES:

- Orders cannot go into production without the information listed at right.
- Attach memo sample to this approval sheet.
- If your order has been placed, list PO# \_\_\_\_\_
- The cost of the COM sample will be paid by the client.
- Even after preliminary approval, KI reserves the right to reject COM/COL if necessary when the quality is not satisfactory for the product to be upholstered. KI assumes no responsibility for its overall appearance, flammability, durability, color fastness or any other quality after upholstered on a KI product.

### ALL COM MUST BE APPROVED.

Photocopy this form and submit with COM fabric for approval:

(This fabric approval is for the purpose of advising how to apply your COM fabric, verify yardage required, and suitability.)



YOUR COMPANY NAME \_\_\_\_\_

PHONE \_\_\_\_\_ FAX \_\_\_\_\_

Material Supplier \_\_\_\_\_

Material Name \_\_\_\_\_ Number \_\_\_\_\_

Material Color \_\_\_\_\_ Width \_\_\_\_\_

Vertical Repeat \_\_\_\_\_ Horizontal Repeat \_\_\_\_\_

Fiber Content \_\_\_\_\_

Direction Stripe/Pattern to be applied \_\_\_\_\_

### COM TO BE USED ON THE FOLLOWING:

QTY    PRODUCT NAME/NUMBER

_____	_____
_____	_____
_____	_____
_____	_____
_____	_____



# Ordering C.O.M., C.O.L., and C.O.V.

Shipping Location

## C.O.M. SHIPPING LOCATION

### Architectural Walls

Genius Walls ..... MN

### Casegoods

Dante Benches ..... AG  
Darwin Tackboards ..... MN  
Aristotle Tackboards ..... MN

### Classroom Furniture

360° Classroom Furniture ..... BW  
Intellect Wave Chairs ..... GB  
Dorsal 1090 Chairs ..... GB  
Dorsal Student Desks ..... GB  
Learn2 ..... GB

### Desking

700 Series Desking ..... KP  
Balance Overheads ..... MN  
Genesis Desking ..... MN  
True Desking ..... KP  
Universal Overheads ..... MN  
WorkZone Desking ..... MN

### Files & Storage

700 Series Pedestal Cushion ..... GB  
U-Series Pedestal Cushion ..... GB

### Fixed Seating

Concerto Auditorium Seating ..... BW  
Single Pedestal Seating ..... GB  
Jury Base Seating ..... GB  
Lancaster Auditorium Seating ..... BW  
Sequence Seating ..... GB  
University Seating ..... GB

### Panel Systems

All Terrain ..... KP  
Balance Overheads ..... MN  
System 3000 ..... MN

Universal Overheads ..... MN  
Wireworks ..... MN  
Unite ..... MN

### Residence Hall Furniture

RoomScape Furniture ..... MN

### Screens

True/Volition ..... KP  
Genesis ..... KP

### Seating

100 Series Folding Chairs ..... BW  
300 Series Folding Chairs ..... BW  
600 Series Stools ..... BW  
700 Series Folding Chairs ..... BW  
1000 Series ..... GB  
Aerdyn Guest Seating ..... HN  
Affina Collection ..... HN  
Arisa Lounge ..... HN  
Altus Task Chairs ..... TM  
Apply Stack Chairs ..... GB  
Auditorium Folding Chairs ..... BW  
Avail Task Chairs ..... OM  
Bantam Guest Seating ..... HN  
Briar Multiple & Healthcare Seating ..... HN  
Boss Design Chairs ..... HN  
Cinturon Lounge & Professional Seating ..... HN  
Cody Lounge Seating ..... HN  
Connection Zone Privacy Booths ..... HN  
Dorsal Stack & Tandem Seating ..... GB  
Engage Task Chairs & Stools ..... GB  
Flex Multiple & Healthcare Seating ..... HN  
Front Row Seats (Silk Screening) ..... BW  
GateOne Public Seating ..... BW  
Grazie Seating ..... GB  
Hub Modular Lounge Seating ..... HN  
Impress Task Chairs ..... OM  
Impress Ultra Task Chairs ..... OM

Jessa Lounge Seating ..... HN  
Jubi Guest Chair ..... GB  
Kismet Task/Guest Chairs & Stools ..... OM  
Kurv Benches ..... HN  
LaResta Day Beds ..... HN  
Maestro Stack Chairs ..... GB  
Matrix Stack Chairs ..... GB  
Medical & Laboratory Stools ..... OM  
Mesa Lounge & Task Seating ..... HN  
MyWay Seating ..... HN  
Neena Benches ..... HN  
Opt4 ..... GB  
Perry Stack Chairs ..... GB  
Perth Multiple & Healthcare Seating ..... HN  
Perth II Healthcare Seating ..... HN  
Pilot Task Chairs ..... OM  
Piretti Stack Chairs ..... GB  
Promenade Seating System ..... BW  
Rapture Stack Chairs & Stools ..... GB  
Relax Lounge Seating ..... HN  
Rose Healthcare ..... BW  
Sela Lounge Seating ..... HN  
Sift Task Chairs ..... TM  
Silhouette Stack Chairs & Stools ..... BW  
Soltice Metal Collection ..... HN  
Soltice Multiple, Healthcare & Guest ..... HN  
Soltice II Healthcare Seating ..... HN  
Strive Multiple, Stack & Task ..... GB  
Tea Cup Lounge Seating ..... HN  
Three Multiple, Healthcare & Lounge ..... HN  
Three II Healthcare Seating ..... HN  
Torsion-on-the-Go! Nesting Chairs ..... GB  
Torsion Air Stack and Task Seating ..... GB  
Torsion Stack and Task Seating ..... GB  
Versa Stack Chairs & Stools ..... GB

### Site Furnishings

Logix ..... BW

## KI Manufacturing Sites - Customer's Own Material Shipment Manufacturing Site Addresses

### AG

Contact KI at  
1-800-424-2432

### GB

KI Green Bay  
Attn: COM Storage  
1687 Westminster Drive - Gate 3  
Green Bay, WI 54302

### HN

KI-HN  
Attn: COM Storage  
217 Feld Avenue  
High Point, NC 27263

### KP

KI Pembroke  
Attn: COM Storage  
1000 Olympic Dr.  
Pembroke, Ontario K8A6X7

### MN

KI Manitowoc  
Attn: COM Storage  
1400 S. 41st St.  
Manitowoc, WI 54220

### BW

KI Bonduel  
Attn: COM Storage  
204 West South St.  
Bonduel, WI 54107

### KI Crossroads

Attn: Brianne Linn  
280 North Road  
Clinton County  
Industrial Park  
McElhattan, PA 17748

### OM

KI-Impress  
Attn: COM Storage  
1110 S. Mildred Ave.  
Ontario, CA 91761

### TM

KI Tupelo  
2112 South Green St.  
Tupelo, MS 38804





# Ordering C.O.M., C.O.L., and C.O.V.

Shipping Location



# Dorsal® Operational Tandem

General Information




Operational Armless Seat Tandem  
(DT4NAUB/S3/IT1)



Operational Arm Seat Tandem  
(DT3WAUB/S3)

Features		
Movable base	•	•
Wallsaver base	•	•
Back-to-back ganging	•	•
In-line tables	•	•
Corner ganging tables	•	•
Available fully upholstered	•	•
Available with upholstered seat	•	•
Available without upholstery	•	•



"C" Base

## SPECIFICATIONS

### Operational Seats

Unupholstered chairs have a textured thermoplastic shell. Upholstered chairs have fabric covered, extra thick, soft foam backrest and seat cushions fastened to an inner shell. Automatic mechanism governs backrest movement. Powder-coated steel arms with plastic caps.

### "C" Base

Cast aluminum alloy leg section. 14-gauge, 1" x 2" seamless steel column. Columns are welded to a yoke/plate which clamps onto beam. Non-wallsaver standard. Wallsaver option is black molded plastic extension of rear glides. Upright and base are painted monochromatic with beam and yoke.

### In-line Tables

Used in place of seats. Solid core top measures 20" x 20" x 7/8". High-density particleboard with plastic laminate surface and vinyl bullnose edge.

### "L" Corner Table Assembly

Corners are formed by mounting beam extensions joined by a tabletop and supported by one leg section for each beam plus a 7/8" square leg located at the corner. Tables are 30" x 30" x 7/8" high-density particleboard with plastic laminate surface and vinyl bullnose edge.

### Back Ganging Bar

Couples units back-to-back. Bolts to seat table or beam. Fabricated heavy-gauge steel with finish to match frame. Removable. Two to five-place units to be ganged require two ganging bars. For larger units, contact KI.

## INFORMATION

### C.O.M. Testing and Production Requirements

Not all materials are suitable for upholstering this product. A 1 yard sample must be submitted and approved prior to acceptance of an order. If the fabric is directional in

pattern or weave, the direction must be indicated on the submitted sample, and additional yardage may be requested.

Test samples must be sent to:

KI  
Attn: C.O.M. Specialist  
1687 Westminster Drive - Gate 3  
Green Bay, WI 54302

### Fabric Disclaimer

Fabric will be applied as swatched by the fabric manufacturer. Fabric that is required to be applied differently than is swatched will need a Special Cost Request written specifying the direction the fabric is to be applied. The posted standard lead time will apply to the Special Cost Request.

### Design

Designed and developed by Emilio Ambasz and Giancarlo Piretti for OPENArk B.V. Manufactured in the USA by Krueger International, Inc. under license from

OPENArk B.V.

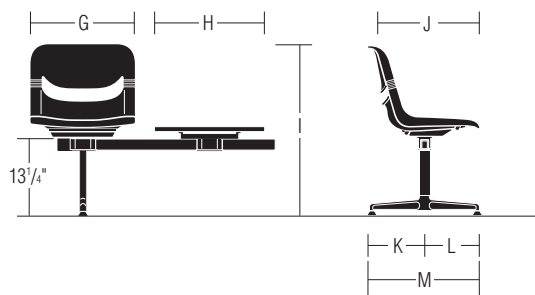
Dorsal® is a registered trademark of OPENArk B.V. and is used under license by Krueger International, Inc.



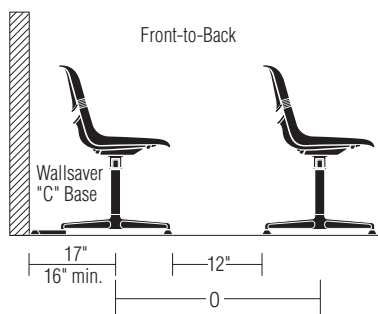
# Dorsal® Operational Tandem

General Information

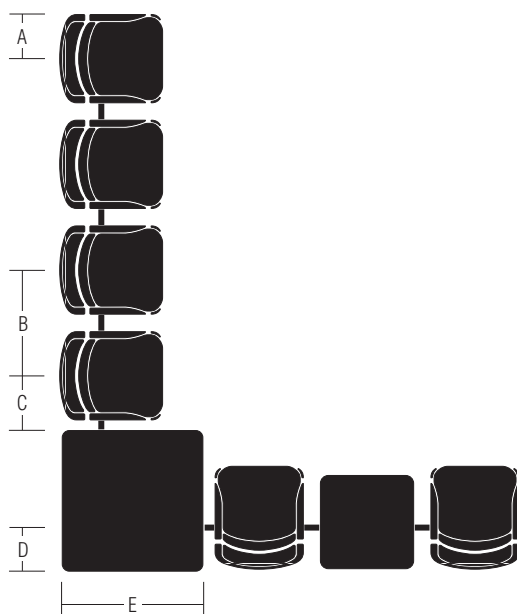
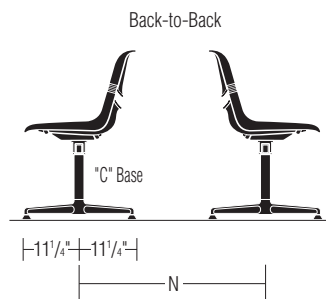
## Widths & Heights



## To Wall



## Row Alignment



## Operational Seats

Width On Center, End Position		
Armless	A	9 1/2"
Integral Arm	A	13"
Table	A	10"
Width On Center	B	22"
Center Of Seat To Corner Table Edge	C	11"
Center Of Beam To Corner Table Back Edge	D	10"
Corner Table, Width And Depth	E	30"
Overall Width		
2 - Place Armless	F	44"
2 - Place With Arms	F	48"
3 - Place Armless	F	63"
3 - Place With Arms	F	70"
4 - Place Armless	F	85"
4 - Place With Arms	F	92"
Additional place	B	22"
Width		
Armless	G	19"
With Arms	G	23"
In-Line Table	H	20"
Overall Height	I	31"
Depth		
Front Seat Edge To Backrest	J	18 1/2"
Center Of Beam To Back Of Backrest	K	11"
Center Of Beam To Seat Edge	L	11"
Overall Depth		
Upright Posture	M	22"
Relaxed Posture	M	26"
Alignment		
Back-To-Back, Uprights On Center	N	30"
"C" Base	O	35"



## INFORMATION

### Warranty

Refer to KI Terms & Conditions document or visit [ki.com](http://ki.com)

# Dorsal® Operational Tandem

Multiple Seating

			MODEL NUMBER						
MODEL	Features	Basic Model	Corner Table Connection	Frame Color	Seat & Back Color	Surface Finish	Edge Color		
 DT1P DT2P DT3P DT4P DT5P	<b>Operational Armless Seat Unupholstered</b> <ul style="list-style-type: none"><li>Automatically adopts upright and relax postitions</li><li>Available with movable "C" base only</li><li>When selecting a corner connection, corner table must be ordered separately</li></ul>	1 Seat, 0 In-Line Table	DT1NAP/S1/IT0	<input type="checkbox"/>	<input type="checkbox"/>	<input type="checkbox"/>			
		1 Seat, 1 In-Line Table	DT2NAP/S1/IT1	<input type="checkbox"/>	<input type="checkbox"/>	<input type="checkbox"/>	<input type="checkbox"/>	<input type="checkbox"/>	
		2 Seats, 0 In-Line Table	DT2NAP/S2/IT0	<input type="checkbox"/>	<input type="checkbox"/>	<input type="checkbox"/>			
		2 Seats, 1 In-Line Table	DT3NAP/S2/IT1	<input type="checkbox"/>	<input type="checkbox"/>	<input type="checkbox"/>	<input type="checkbox"/>	<input type="checkbox"/>	
		3 Seats, 0 In-Line Table	DT3NAP/S3/IT0	<input type="checkbox"/>	<input type="checkbox"/>	<input type="checkbox"/>			
		2 Seats, 2 In-Line Tables	DT4NAP/S2/IT2	<input type="checkbox"/>	<input type="checkbox"/>	<input type="checkbox"/>	<input type="checkbox"/>	<input type="checkbox"/>	
		3 Seats, 1 In-line Table	DT4NAP/S3/IT1	<input type="checkbox"/>	<input type="checkbox"/>	<input type="checkbox"/>	<input type="checkbox"/>	<input type="checkbox"/>	
		4 Seats, 0 In-line Table	DT4NAP/S4/IT0	<input type="checkbox"/>	<input type="checkbox"/>	<input type="checkbox"/>			
		3 Seats, 2 In-Line Tables	DT5NAP/S3/IT2	<input type="checkbox"/>	<input type="checkbox"/>	<input type="checkbox"/>	<input type="checkbox"/>	<input type="checkbox"/>	
		4 Seats, 1 In-line Table	DT5NAP/S4/IT1	<input type="checkbox"/>	<input type="checkbox"/>	<input type="checkbox"/>	<input type="checkbox"/>	<input type="checkbox"/>	
5 Seats, 0 In-line Table	DT5NAP/S5/IT0	<input type="checkbox"/>	<input type="checkbox"/>	<input type="checkbox"/>					
 DT1P DT2P DT3P DT4P DT5P	<b>Operational Arm Seat Unupholstered</b> <ul style="list-style-type: none"><li>Automatically adopts upright and relax positions</li><li>Available with movable "C" base only</li><li>Arms are powder-coated steel with plastic caps</li><li>When selecting a corner connection, corner table must be ordered separately</li></ul>	1 Seat, 0 In-Line Table	DT1WAP/S1/IT0	<input type="checkbox"/>	<input type="checkbox"/>	<input type="checkbox"/>			
		1 Seat, 1 In-Line Table	DT2WAP/S1/IT1	<input type="checkbox"/>	<input type="checkbox"/>	<input type="checkbox"/>	<input type="checkbox"/>	<input type="checkbox"/>	
		2 Seats, 0 In-Line Table	DT2WAP/S2/IT0	<input type="checkbox"/>	<input type="checkbox"/>	<input type="checkbox"/>			
		2 Seats, 1 In-Line Table	DT3WAP/S2/IT1	<input type="checkbox"/>	<input type="checkbox"/>	<input type="checkbox"/>	<input type="checkbox"/>	<input type="checkbox"/>	
		3 Seats, 0 In-Line Table	DT3WAP/S3/IT0	<input type="checkbox"/>	<input type="checkbox"/>	<input type="checkbox"/>			
		2 Seats, 2 In-Line Tables	DT4WAP/S2/IT2	<input type="checkbox"/>	<input type="checkbox"/>	<input type="checkbox"/>	<input type="checkbox"/>	<input type="checkbox"/>	
		3 Seats, 1 In-line Table	DT4WAP/S3/IT1	<input type="checkbox"/>	<input type="checkbox"/>	<input type="checkbox"/>	<input type="checkbox"/>	<input type="checkbox"/>	
		4 Seats, 0 In-line Table	DT4WAP/S4/IT0	<input type="checkbox"/>	<input type="checkbox"/>	<input type="checkbox"/>			
		3 Seats, 2 In-Line Tables	DT5WAP/S3/IT2	<input type="checkbox"/>	<input type="checkbox"/>	<input type="checkbox"/>	<input type="checkbox"/>	<input type="checkbox"/>	
		4 Seats, 1 In-line Table	DT5WAP/S4/IT1	<input type="checkbox"/>	<input type="checkbox"/>	<input type="checkbox"/>	<input type="checkbox"/>	<input type="checkbox"/>	
5 Seats, 0 In-line Table	DT5WAP/S5/IT0	<input type="checkbox"/>	<input type="checkbox"/>	<input type="checkbox"/>					
			<b>A</b>	<b>B</b>	<b>C</b>	<b>D</b>	<b>E</b>	<b>F</b>	

## HOW TO ORDER

Indicate the following information on order form:

- Quantity of each item.
- Model number, including options. See "How To Build a Model Number".
- Any special service required.

Note: • The ☐ indicates that a choice is required.  
• The absence of the ☐ indicates that no choice is required.  
• Alpha-numeric characters in place of ☐ indicate that no other alternatives are available.

## HOW TO BUILD A MODEL NUMBER

- A** Select basic model.
- B** Select corner table connection.
- NC** - No corner table  
**L** - Unit connects to one corner table  
**LL** - Unit connects to two corner tables
- C** Select frame color.  
Refer to color addendum at ki.com or KI Fabrics & Finishes binder.
- D** Select seat/back color.  
Refer to color addendum at ki.com or KI Fabrics & Finishes binder.
- E** Select surface finish for table.  
Refer to color addendum at ki.com or KI Fabrics & Finishes binder.  
Surface finish offerings are based on edge style selections.

- F** Select table edge color.  
Refer to color addendum at ki.com or KI Fabrics & Finishes binder.  
Edge color offerings are based on edge style selections.

## OPTIONS

**California TB133 Fire Safety Code**  
The above seating products can be manufactured using the appropriate flame-retardant materials and fabric selections for compliance to California Technical Bulletin 133.  
Add "FR" to end of model number.  
Model = Polypropylene  
Added Lead Time = 1 week  
Added List Price = \$57 per seat

## ACCESSORIES

Wallsaver option  
DOP.WS = \$28  
(1 per base)



# Dorsal® Operational Tandem

Multiple Seating

Approx.  
Packaged  
Weight

Delivered  
Pricing

20.0#	\$ 456
34.0#	809
40.0#	915
54.0#	1265
60.0#	1372
68.0#	1615
74.0#	1721
85.0#	1831
93.0#	2071
99.0#	2182
105.0#	2289
25.0#	\$ 590
39.0#	1073
50.0#	1316
64.0#	1796
75.0#	1906
78.0#	2152
89.0#	2389
100.0#	2497
108.0#	2872
119.0#	2981
130.0#	3089

## SPECIAL SERVICES

### Special Carton Marking

With specially marked information N/C

### Shipping

Shipped **k.d. freight prepaid f.o.b. Green Bay, Wisconsin 54302** factory. Freight class #70.

Specifications and prices are subject to change without prior notice.

A black and white line drawing of a two-seater bench. It features two seats with curved backrests and armrests, connected by a central horizontal support. The bench is supported by four legs, with the outer legs having a slight outward flare.

DT1US  
DT2US  
DT3US  
DT4US  
DT5US

### Operational Armless Seat - Upholstered Seat

- Automatically adopts upright and relax positions
- Cushioned and upholstered seat
- Available with movable "C" base only
- When selecting a corner connection, corner table must be ordered separately

1. Quantity of each item.
2. Model number, including options. See "How To Build a Model Number".
3. Any special service required.

Note:

- The ☐ indicates that a choice is required.
- The absence of the ☐ indicates that no choice is required.
- Alpha-numeric characters in place of ☐ indicate that no other alternatives are available.

**A** Select basic model.

**B** Select corner table connection.

**NC** - No corner table

L	- Unit connects to one corner table
---	-------------------------------------

LL	- Unit connects to two corner tables
----	--------------------------------------

**C** Select frame color.

Refer to color addendum at [ki.com](http://ki.com) or KI  
Fabrics & Finishes binder.

**D** Select seat/back color.

Refer to color addendum at [ki.com](http://ki.com) or KI  
Fabrics & Finishes binder.

**E** Select surface finish for table.

Refer to color addendum at [ki.com](http://ki.com) or KI  
Fabrics & Finishes binder.  
Surface finish offerings are based on edge  
style selections.

**F** Select table edge color.

Refer to color addendum at [ki.com](http://ki.com) or  
KI Fabrics & Finishes binder.  
Edge color offerings are based on  
edge style selections.

**G** Select upholstery grade/color.

Refer to color addendum at [ki.com](http://ki.com) or  
KI Fabrics & Finishes binder.

## California TB133 Fire Safety Code

The above seating products can be manufactured using the appropriate flame-retardant materials and fabric selections for compliance to California Technical Bulletin 133. Add "FR" to end of model number.

Model = Upholstered  
Added Lead Time = 1 week  
Added List Price = \$95 per seat

## ACCESSORIES

Wallsaver option  
DOP.WS = \$28  
(1 per base)



### Special Carton Marking

With specially marked information	N/C
-----------------------------------	-----


## Shipping

Shipped **k.d. freight prepaid f.o.b. Green Bay, Wisconsin 54302** factory. Freight class #70.

Specifications and prices are subject to change without prior notice.

# Dorsal® Operational Tandem

Multiple Seating

	Features	MODEL NUMBER							Approx. Packaged Weight
		Basic Model	Corner Table Connection	Frame Color	Seat & Back Color	Surface Finish	Edge Color	Upholstery Color	
 <p>DT1UB DT2UB DT3UB DT4UB DT5UB</p> <p><b>Operational Armless Seat - Upholstered Seat and Back</b></p> <ul style="list-style-type: none"> <li>Automatically adopts upright and relax positions</li> <li>Cushioned and upholstered seat and backrest</li> <li>Available with movable "C" base only</li> <li>When selecting a corner connection, corner table must be ordered separately</li> </ul>	1 Seat, 0 In-Line Table	DT1NAUB/S1/IT0	<input type="checkbox"/>	<input type="checkbox"/>	<input type="checkbox"/>			<input type="checkbox"/>	22.0#
	1 Seat, 1 In-Line Table	DT2NAUB/S1/IT1	<input type="checkbox"/>	<input type="checkbox"/>	<input type="checkbox"/>	<input type="checkbox"/>	<input type="checkbox"/>	<input type="checkbox"/>	36.0#
	2 Seats, 0 In-Line Table	DT2NAUB/S2/IT0	<input type="checkbox"/>	<input type="checkbox"/>	<input type="checkbox"/>			<input type="checkbox"/>	44.0#
	2 Seats, 1 In-Line Table	DT3NAUB/S2/IT1	<input type="checkbox"/>	<input type="checkbox"/>	<input type="checkbox"/>	<input type="checkbox"/>	<input type="checkbox"/>	<input type="checkbox"/>	58.0#
	3 Seats, 0 In-Line Table	DT3NAUB/S3/IT0	<input type="checkbox"/>	<input type="checkbox"/>	<input type="checkbox"/>			<input type="checkbox"/>	66.0#
	2 Seats, 2 In-Line Tables	DT4NAUB/S2/IT2	<input type="checkbox"/>	<input type="checkbox"/>	<input type="checkbox"/>	<input type="checkbox"/>	<input type="checkbox"/>	<input type="checkbox"/>	72.0#
	3 Seats, 1 In-line Table	DT4NAUB/S3/IT1	<input type="checkbox"/>	<input type="checkbox"/>	<input type="checkbox"/>	<input type="checkbox"/>	<input type="checkbox"/>	<input type="checkbox"/>	80.0#
	4 Seats, 0 In-line Table	DT4NAUB/S4/IT0	<input type="checkbox"/>	<input type="checkbox"/>	<input type="checkbox"/>			<input type="checkbox"/>	88.0#
	3 Seats, 2 In-Line Tables	DT5NAUB/S3/IT2	<input type="checkbox"/>	<input type="checkbox"/>	<input type="checkbox"/>	<input type="checkbox"/>	<input type="checkbox"/>	<input type="checkbox"/>	94.0#
	4 Seats, 1 In-line Table	DT5NAUB/S4/IT1	<input type="checkbox"/>	<input type="checkbox"/>	<input type="checkbox"/>	<input type="checkbox"/>	<input type="checkbox"/>	<input type="checkbox"/>	107.0#
	5 Seats, 0 In-line Table	DT5NAUB/S5/IT0	<input type="checkbox"/>	<input type="checkbox"/>	<input type="checkbox"/>			<input type="checkbox"/>	115.0#
			<b>A</b>	<b>B</b>	<b>C</b>	<b>D</b>	<b>E</b>	<b>F</b>	<b>G</b>

## HOW TO ORDER

Indicate the following information on order form:

- Quantity of each item.
- Model number, including options. See "How To Build a Model Number".
- Any special service required.

Note: • The ☐ indicates that a choice is required.

- The absence of the ☐ indicates that no choice is required.
- Alpha-numeric characters in place of ☐ indicate that no other alternatives are available.

## HOW TO BUILD A MODEL NUMBER

**A** Select basic model.

**B** Select corner table connection.

- NC** - No corner table  
**L** - Unit connects to one corner table  
**LL** - Unit connects to two corner tables

**C** Select frame color.

Refer to color addendum at ki.com or KI Fabrics & Finishes binder.

**D** Select seat/back color.

Refer to color addendum at ki.com or KI Fabrics & Finishes binder.

**E** Select surface finish for table.

Refer to color addendum at ki.com or KI Fabrics & Finishes binder.  
 Surface finish offerings are based on edge style selections.

**F** Select table edge color.

Refer to color addendum at ki.com or KI Fabrics & Finishes binder.  
 Edge color offerings are based on edge style selections.

**G** Select upholstery grade/color.

Refer to color addendum at ki.com or KI Fabrics & Finishes binder.

## OPTIONS

### California TB133 Fire Safety Code

The above seating products can be manufactured using the appropriate flame-retardant materials and fabric selections for compliance to California Technical Bulletin 133.  
 Add "FR" to end of model number.  
 Model = Upholstered  
 Added Lead Time = 1 week  
 Added List Price = \$95 per seat

## ACCESSORIES

Wallsaver option  
 DOP.WS = \$28  
 (1 per base)





### Special Carton Marking

### Special Carton Marking

Shipped **k.d. freight prepaid f.o.b. Green Bay, Wisconsin 54302** factory. Freight class #70.

Shipped **k.d. freight prepaid f.o.b. Green Bay, Wisconsin 54302** factory. Freight class #70.

Wallsaver option  
DOP.WS = \$28  
(1 per base)



### Special Carton Marking

With specially marked information	N/C
-----------------------------------	-----

## Shipping

Shipped **k.d. freight prepaid f.o.b. Green Bay, Wisconsin 54302** factory. Freight class #70.

Specifications and prices are subject to change without prior notice.

A simple line drawing of a two-seater bench. It has two seats with curved backs and armrests. The bench is supported by four legs, with the outer legs having a slight outward flare. The drawing is in a minimalist, sketchy style.

DT1UB  
DT2UB  
DT3UB  
DT4UB  
DT5UB

### Operational Arm Seat - Upholstered Seat and Back

- Automatically adopts upright and relax positions
- Cushioned and upholstered seat and backrest
- Available with movable "C" base only
- Powder-coated steel arms with plastic caps
- When selecting a corner connection, corner table must be ordered separately

Indicate the following information on order form:

1. Quantity of each item.
2. Model number, including options. See "How To Build a Model Number".
3. Any special service required.

Note:

- The ☐ indicates that a choice is required.
- The absence of the ☐ indicates that no choice is required.
- Alpha-numeric characters in place of ☐ indicate that no other alternatives are available.

**A** Select basic model.

- B** Select corner table connection.
- |           |                                      |
|-----------|--------------------------------------|
| <b>NC</b> | - No corner table                    |
| <b>L</b>  | - Unit connects to one corner table  |
| <b>LL</b> | - Unit connects to two corner tables |

- C** Select frame color.  
Refer to color addendum at [ki.com](http://ki.com) or KI  
Fabrics & Finishes binder.

- D** Select seat/back color.  
Refer to color addendum at [ki.com](http://ki.com) or KI  
Fabrics & Finishes binder.

- E** Select surface finish for table.  
Refer to color addendum at [ki.com](http://ki.com) or KI  
Fabrics & Finishes binder.  
Surface finish offerings are based on edge  
style selections.

- F** Select table edge color.  
Refer to color addendum at [ki.com](http://ki.com) or  
KI Fabrics & Finishes binder.  
Edge color offerings are based on  
edge style selections.

- G** Select upholstery grade/color.  
Refer to color addendum at [ki.com](http://ki.com) or  
KI Fabrics & Finishes binder.

## California TB133 Fire Safety Code

The above seating products can be manufactured using the appropriate flame-retardant materials and fabric selections for compliance to California Technical Bulletin 133. Add "FR" to end of model number.  
Model = Upholstered  
Added Lead Time = 1 week  
Added List Price = \$95 per seat

## ACCESSORIES

Wallsaver option  
DOP.WS = \$28  
(1 per base)



### Special Carton Marking


### Special Carton Marking

Shipped **k.d. freight prepaid f.o.b. Green Bay, Wisconsin 54302** factory. Freight class #70.

Shipped **k.d. freight prepaid f.o.b. Green Bay, Wisconsin 54302** factory. Freight class #70.

# Dorsal® Operational Tandem

Multiple Seating

			MODEL NUMBER				
			Basic Model	Frame Color	Surface Finish	Edge Color	
MODEL	Features						Approx. Packaged Weight
	<b>Corner Table</b> <ul style="list-style-type: none"><li>Connects 2 multi-place units at 90° angle</li><li>Connects to 1 unit</li></ul>	Connects 2 units	DTCT/LC	<input type="checkbox"/> <input type="checkbox"/>	<input type="checkbox"/> <input type="checkbox"/> <input type="checkbox"/>	<input type="checkbox"/> <input type="checkbox"/> <input type="checkbox"/>	36.0#
		Connects 1 unit	DTCT/LO	<input type="checkbox"/> <input type="checkbox"/>	<input type="checkbox"/> <input type="checkbox"/> <input type="checkbox"/>	<input type="checkbox"/> <input type="checkbox"/> <input type="checkbox"/>	40.0#
DTCT							
HRDPT	<b>Back Ganging Bar</b> <ul style="list-style-type: none"><li>Connects 2 units back-to-back</li><li>Powder-coated to match base</li><li>Sold in pairs</li></ul>		DOP.GANG	<input type="checkbox"/> <input type="checkbox"/>			8.0#
			<b>A</b>	<b>B</b>	<b>C</b>	<b>D</b>	

HOW TO ORDER

Indicate the following information on order form:

- Quantity of each item.
- Model number, including options. See “How To Build a Model Number”.
- Any special service required.

Note:

- The ☐ indicates that a choice is required.
- The absence of the ☐ indicates that no choice is required.
- Alpha-numeric characters in place of ☐ indicate that no other alternatives are available.

HOW TO BUILD A MODEL NUMBER

- A** Select basic model.
- B** Select frame color.  
Refer to color addendum at [ki.com](#) or KI Fabrics & Finishes binder.
- C** Select surface finish for table.  
Refer to color addendum at [ki.com](#) or KI Fabrics & Finishes binder.  
Surface finish offerings are based on edge style selections.
- D** Select table edge color.  
Refer to color addendum at [ki.com](#) or KI Fabrics & Finishes binder.  
Edge color offerings are based on edge style selections.



# Dorsal<sup>®</sup> Operational Tandem

Multiple Seating

Delivered Pricing	
\$	623
	1055
\$	209

**SPECIAL SERVICES**

**Special Carton Marking**

With specially marked information      N/C

**Shipping**

Shipped **k.d. freight prepaid f.o.b. Green Bay, Wisconsin 54302** factory. Freight class #70.

Specifications and prices are subject to change without prior notice.

# Flex™

General Information



Flex™ (Traditional)

Dimensions	
Overall width	23-3/4"
Overall depth	30"
Overall height	33"

SPECIFICATIONS

**Complimentary Furniture**  
The following guest chairs offer complimentary furniture that creates continuity and a cohesive look throughout a facility. These complimentary pieces can be found in other sections of the KI price list.

**Flex™**  
FLEX - Flex Healthcare Seating, Flex Occasional Tables

LARESTA FREESTANDING - LaResta® Day Bed

**Perth®**  
Perth® - Perth® Healthcare Seating

LARESTA FREESTANDING - LaResta® Day Bed

**Soltice®**  
Soltice® - Soltice® Healthcare Seating, Soltice® Guest Seating, Soltice® Lounge

Seating  
  
LARESTA FREESTANDING - LaResta® Day Bed  
  
**Three®**  
THREE - Three Healthcare Seating, Three Lounge Seating

UPHOLSTERY INFORMATION

**C.O.M. Fabric**  
For C.O.M. fabric sent to KI-High Point on multiple rolls, add an additional yard of fabric per roll to the yardage requirements. Multiple rolls have shorter pieces of fabric on them and do not allow nesting and stacking of the fabric to achieve the best yield as is done with one large roll. This results in yardage shortages and requests for additional fabric from the client, which can hold up the order. For each roll that is sent, one yard needs to be added and needs to be added to one of the rolls, not separately.

**Fabric Disclaimer**  
Fabric will be applied as swatched by the fabric manufacturer. Fabric that is required to be applied differently than is swatched will need a Special Cost Request written specifying the direction the fabric is to be applied. The posted standard lead time will apply to the Special Cost Request.

FINISH INFORMATION

**SPECIAL FINISH MATCHES**  
KI can match special finish requests at an upcharge of \$70 List per item, up to 12 or a maximum charge of \$840 List per order per color. Special finish requests must be sent to your KI customer service representative.  
  
Upon receipt from KI, the finishing department will prepare a "strike-off" which will be sent to the customer for approval.

The approval form accompanying the strike-off should be faxed to your KI customer service representative. Upon receipt of the signed approval form, KI will proceed with the order. Disapproved samples may be sent back to KI directly with an explanation of disapproval. A Special Finish Number (SFN) will be assigned to this finish sample for future reference or reorders







#### INFORMATION

**Warranty**

Refer to KI Terms & Conditions document or  
visit [ki.com](http://ki.com)

# Flex™

Multiple Seating

			MODEL NUMBER									
	Features	COM	Basic Model	Left Connect	Right Connect	Non-Contrast or Fabric Contrast 1	Fabric Contrast 2	Wood Finish	TB133	Moisture Barrier	Arm Cap	
	Non-contrast	1.75 yd	FOC/NC	<input type="checkbox"/>	<input type="checkbox"/>	<input type="checkbox"/> <input type="checkbox"/> <input type="checkbox"/> <input type="checkbox"/>		<input type="checkbox"/> <input type="checkbox"/> <input type="checkbox"/> <input type="checkbox"/>	<input type="checkbox"/> <input type="checkbox"/> <input type="checkbox"/> <input type="checkbox"/>	<input type="checkbox"/> <input type="checkbox"/> <input type="checkbox"/> <input type="checkbox"/>	<input type="checkbox"/> <input type="checkbox"/> <input type="checkbox"/> <input type="checkbox"/>	
	Contrast		FOC/FC	<input type="checkbox"/>	<input type="checkbox"/>	<input type="checkbox"/> <input type="checkbox"/> <input type="checkbox"/> <input type="checkbox"/>	<input type="checkbox"/> <input type="checkbox"/> <input type="checkbox"/> <input type="checkbox"/>	<input type="checkbox"/> <input type="checkbox"/> <input type="checkbox"/> <input type="checkbox"/>	<input type="checkbox"/> <input type="checkbox"/> <input type="checkbox"/> <input type="checkbox"/>	<input type="checkbox"/> <input type="checkbox"/> <input type="checkbox"/> <input type="checkbox"/>	<input type="checkbox"/> <input type="checkbox"/> <input type="checkbox"/> <input type="checkbox"/>	
FLMS												
One Seat (Open Arm)												
• 1 = Back (Fabric Contrast 1) C.O.M. = 1.25 yd												
• 2 = Seat (Fabric Contrast 2) C.O.M. = 1 yd												
	Non-contrast	2.5 yd	FPC/NC	<input type="checkbox"/>	<input type="checkbox"/>	<input type="checkbox"/> <input type="checkbox"/> <input type="checkbox"/> <input type="checkbox"/>		<input type="checkbox"/> <input type="checkbox"/> <input type="checkbox"/> <input type="checkbox"/>	<input type="checkbox"/> <input type="checkbox"/> <input type="checkbox"/> <input type="checkbox"/>	<input type="checkbox"/> <input type="checkbox"/> <input type="checkbox"/> <input type="checkbox"/>	<input type="checkbox"/> <input type="checkbox"/> <input type="checkbox"/> <input type="checkbox"/>	
	Contrast		FPC/FC	<input type="checkbox"/>	<input type="checkbox"/>	<input type="checkbox"/> <input type="checkbox"/> <input type="checkbox"/> <input type="checkbox"/>	<input type="checkbox"/> <input type="checkbox"/> <input type="checkbox"/> <input type="checkbox"/>	<input type="checkbox"/> <input type="checkbox"/> <input type="checkbox"/> <input type="checkbox"/>	<input type="checkbox"/> <input type="checkbox"/> <input type="checkbox"/> <input type="checkbox"/>	<input type="checkbox"/> <input type="checkbox"/> <input type="checkbox"/> <input type="checkbox"/>	<input type="checkbox"/> <input type="checkbox"/> <input type="checkbox"/> <input type="checkbox"/>	
FLMS												
One Seat (Closed Arm)												
• 1 = Back and arms (Fabric Contrast 1) C.O.M. = 2.75 yd												
• 2 = Seat (Fabric Contrast 2) C.O.M. = 1 yd												
			A	B	C	D	E	F	G	H	I	

## HOW TO ORDER

Indicate the following information on order form:

- Quantity of each item.
- Model number, including options. See "How To Build a Model Number".
- Any special service required.

Note: • The ☐ indicates that a choice is required.  
• The absence of the ☐ indicates that no choice is required.  
• Alpha-numeric characters in place of ☐ indicate that no other alternatives are available.

## HOW TO BUILD A MODEL NUMBER

**A** Select basic model.

**B** Select LEFT facing arm connector.

**LC** - Left facing chair connectors  
**LT** - Left facing table connectors

Arm connection is on Right side when seated.

**C** Select RIGHT facing arm connector.

**RT** - Right facing table connectors  
**RC** - Right facing chair connectors

Arm connection is on Left side when seated.

**D** Select non-contrast or fabric contrast 1. Refer to color addendum at ki.com or KI Fabrics & Finishes binder.

**E** Select fabric contrast 2. Refer to color addendum at ki.com or KI Fabrics & Finishes binder.

**F** Select wood finish color.

Refer to color addendum at ki.com or KI Fabrics & Finishes binder.  
For Kensington Maple add upcharge.

**G** Select fire code.

**NFR** - Compliance to TB 117-2013  
**FR** - Compliance to TB 133

See pricing column for TB133 upcharge.

**H** Select moisture barrier.

**NMB** - No moisture barrier  
**MB** - Moisture barrier

See pricing column for moisture barrier upcharge.

**I** Select armcaps.

**WAC** - Wood armcaps  
**UAC** - Upholstered; add \$99  
Upcharge for two armcaps.

## KENSINGTON MAPLE UPCHARGE

**Kensington Maple Construction**  
Kensington Maple requires extended leadtimes.

Model



FOC/NC	\$63	FOC/FC	\$63
FPC/NC	\$63	FPC/FC	\$63
FOCC/NC	\$95	FOCC/FC	\$95
FPCC/NC	\$95	FPCC/FC	\$95
FOCCC/NC	\$126	FOCCC/FC	\$126
FPCCC/NC	\$126	FPCCC/FC	\$126
F033/NC	\$63	F033/FC	\$63
FP33/NC	\$63	FP33/FC	\$63
F043/NC	\$63	F043/FC	\$63
FP43/NC	\$63	FP43/FC	\$63



	Approx. Packaged Weight	Grade C.O.M.	Grade C	Grade D	Grade E & C.O.L.	Grade F	Grade G	Grade H	Grade I	Grade J	Grade K	Grade L Leather	Grade M Leather	TB133 add to list price	Moisture Barrier add to list price
	50.0#	\$ 1244	\$ 1276	\$ 1311	\$ 1346	\$ 1372	\$ 1413	\$ 1461	\$ 1552	\$ 1668	\$ 1771	\$ 1887	\$ 2124	\$ 174	\$ 105
	50.0#	1282	1315	1346	1384	1409	1451	1499	1591	1705	1808	1925	2160	174	105

# Flex™

## Multiple Seating

			MODEL NUMBER									
			Basic Model	Left Connect	Right Connect	Non-Contrast or Fabric Contrast 1	Fabric Contrast 2	Wood Finish	TB133	Moisture Barrier	Arm Cap	
	Non-contrast	3.25 yd	FOCC/NC	<input type="checkbox"/>	<input type="checkbox"/>	<input type="checkbox"/>		<input type="checkbox"/>	<input type="checkbox"/>	<input type="checkbox"/>	<input type="checkbox"/>	
	Contrast		FOCC/FC	<input type="checkbox"/>	<input type="checkbox"/>	<input type="checkbox"/>	<input type="checkbox"/>	<input type="checkbox"/>	<input type="checkbox"/>	<input type="checkbox"/>	<input type="checkbox"/>	
FLMS												
<b>Two Seat (Open Arm)</b>												
<ul style="list-style-type: none"> <li>1 = Back (Fabric Contrast 1) C.O.M. = 2.25 yd</li> <li>2 = Seat (Fabric Contrast 2) C.O.M. = 1.5 yd</li> </ul>												
	Non-contrast	4.75 yd	FPCC/NC	<input type="checkbox"/>	<input type="checkbox"/>	<input type="checkbox"/>		<input type="checkbox"/>	<input type="checkbox"/>	<input type="checkbox"/>	<input type="checkbox"/>	
	Contrast		FPCC/FC	<input type="checkbox"/>	<input type="checkbox"/>	<input type="checkbox"/>	<input type="checkbox"/>	<input type="checkbox"/>	<input type="checkbox"/>	<input type="checkbox"/>	<input type="checkbox"/>	
FLMS												
<b>Two Seat (Closed Arm)</b>												
<ul style="list-style-type: none"> <li>1 = Back and arm (Fabric Contrast 1) C.O.M. = 3.5 yd</li> <li>2 = Seat (Fabric Contrast 2) C.O.M. = 1.5 yd</li> </ul>												
			<b>A</b>	<b>B</b>	<b>C</b>	<b>D</b>	<b>E</b>	<b>F</b>	<b>G</b>	<b>H</b>	<b>I</b>	

### HOW TO ORDER

Indicate the following information on order form:

- Quantity of each item.
- Model number, including options. See "How To Build a Model Number".
- Any special service required.

Note: • The ☐ indicates that a choice is required.

- The absence of the ☐ indicates that no choice is required.
- Alpha-numeric characters in place of ☐ indicate that no other alternatives are available.

### HOW TO BUILD A MODEL NUMBER

**A** Select basic model.

**B** Select LEFT facing arm connector.

**LC** - Left facing chair connectors

**LT** - Left facing table connectors

Arm connection is on Right side when seated.

**C** Select RIGHT facing arm connector.

**RC** - Right facing chair connectors

**RT** - Right facing table connectors

Arm connection is on Left side when seated.

**D** Select non-contrast or fabric contrast 1.

Refer to color addendum at ki.com or KI Fabrics & Finishes binder.

**E** Select fabric contrast 2.

Refer to color addendum at ki.com or KI Fabrics & Finishes binder.

**F** Select wood finish color.

Refer to color addendum at ki.com or KI Fabrics & Finishes binder.  
For Kensington Maple add upcharge.

**G** Select fire code.

**NFR** - Compliance to TB 117-2013

**FR** - Compliance to TB 133

See pricing column for TB133 upcharge.

**H** Select moisture barrier.

**NMB** - No moisture barrier

**MB** - Moisture barrier

See pricing column for moisture barrier upcharge.

**I** Select armcaps.

**WAC** - Wood armcaps

**UAC** - Upholstered; add \$148

Upcharge for three armcaps.

### KENSINGTON MAPLE UPCHARGE

**Kensington Maple Construction**  
Kensington Maple requires extended leadtimes.



Model

FOC/NC	\$63	FOC/FC	\$63
FPC/NC	\$63	FPC/FC	\$63
FOCC/NC	\$95	FOCC/FC	\$95
FPCC/NC	\$95	FPCC/FC	\$95
FOCCC/NC	\$126	FOCCC/FC	\$126
FPCCC/NC	\$126	FPCCC/FC	\$126
F033/NC	\$63	F033/FC	\$63
FP33/NC	\$63	FP33/FC	\$63
F043/NC	\$63	F043/FC	\$63
FP43/NC	\$63	FP43/FC	\$63



Approx. Packaged Weight	Grade C.O.M.	Grade C	Grade D	Grade E & C.O.L.	Grade F	Grade G	Grade H	Grade I	Grade J	Grade K	Grade L Leather	Grade M Leather	TB133 add to list price	Moisture Barrier add to list price
91.0#	\$ 2254	\$ 2288	\$ 2344	\$ 2413	\$ 2466	\$ 2559	\$ 2657	\$ 2847	\$ 3086	\$ 3323	\$ 3562	\$ 4038	\$ 301	\$ 210
91.0#	2330	2361	2420	2488	2541	2636	2732	2923	3158	3399	3636	4113	301	210


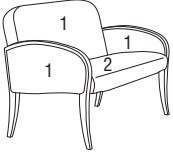
Flex™  
Multiple Seating

			MODEL NUMBER										
			Basic Model	Left Connect	Right Connect	Non-Contrast or Fabric Contrast 1	Fabric Contrast 2	Wood Finish	TB133	Moisture Barrier	Arm Cap		
	Non-contrast	4.75 yd	FOCCC/NC	<input type="checkbox"/>	<input type="checkbox"/>	<input type="checkbox"/> <input type="checkbox"/> <input type="checkbox"/> <input type="checkbox"/>		<input type="checkbox"/> <input type="checkbox"/>	<input type="checkbox"/> <input type="checkbox"/>	<input type="checkbox"/> <input type="checkbox"/>	<input type="checkbox"/> <input type="checkbox"/>		
	Contrast		FOCCC/FC	<input type="checkbox"/>	<input type="checkbox"/>	<input type="checkbox"/> <input type="checkbox"/> <input type="checkbox"/> <input type="checkbox"/>	<input type="checkbox"/> <input type="checkbox"/>	<input type="checkbox"/> <input type="checkbox"/>	<input type="checkbox"/> <input type="checkbox"/>	<input type="checkbox"/> <input type="checkbox"/>	<input type="checkbox"/> <input type="checkbox"/>		
FLMS													
Three Seat (Open Arm)													
• 1 = Back (Fabric Contrast 1) C.O.M. = 3 yd													
• 2 = Seat (Fabric Contrast 2) C.O.M. = 2 yd													
	Non-contrast	6 yd	FPCCC/NC	<input type="checkbox"/>	<input type="checkbox"/>	<input type="checkbox"/> <input type="checkbox"/> <input type="checkbox"/> <input type="checkbox"/>		<input type="checkbox"/> <input type="checkbox"/>	<input type="checkbox"/> <input type="checkbox"/>	<input type="checkbox"/> <input type="checkbox"/>	<input type="checkbox"/> <input type="checkbox"/>		
	Contrast		FPCCC/FC	<input type="checkbox"/>	<input type="checkbox"/>	<input type="checkbox"/> <input type="checkbox"/> <input type="checkbox"/> <input type="checkbox"/>	<input type="checkbox"/> <input type="checkbox"/>	<input type="checkbox"/> <input type="checkbox"/>	<input type="checkbox"/> <input type="checkbox"/>	<input type="checkbox"/> <input type="checkbox"/>	<input type="checkbox"/> <input type="checkbox"/>		
FLMS													
Three Seat (Closed Arm)													
• 1 = Back and arms (Fabric Contrast 1) C.O.M. = 4.5 yd													
• 2 = Seat (Fabric Contrast 2) C.O.M. = 2 yd													

Specifications and prices are subject to change without prior notice.

# Flex™

## Multiple Seating

			MODEL NUMBER									
			Basic Model	Left Connect	Right Connect	Non-Contrast or Fabric Contrast 1	Fabric Contrast 2	Wood Finish	TB133	Moisture Barrier	Arm Cap	
 <p>FLMS <b>Loveseat (Open Arm)</b></p> <ul style="list-style-type: none"> <li>1 = Back (Fabric Contrast 1) C.O.M. = 2 yd</li> <li>2 = Seat (Fabric Contrast 2) C.O.M. = 1.25 yd</li> </ul>	Non-contrast	3 yd	F033/NC	<input type="checkbox"/>	<input type="checkbox"/>	<input type="checkbox"/> <input type="checkbox"/> <input type="checkbox"/> <input type="checkbox"/>		<input type="checkbox"/> <input type="checkbox"/> <input type="checkbox"/>	<input type="checkbox"/> <input type="checkbox"/> <input type="checkbox"/>	<input type="checkbox"/> <input type="checkbox"/> <input type="checkbox"/>	<input type="checkbox"/> <input type="checkbox"/> <input type="checkbox"/>	
	Contrast		F033/FC	<input type="checkbox"/>	<input type="checkbox"/>	<input type="checkbox"/> <input type="checkbox"/> <input type="checkbox"/> <input type="checkbox"/>	<input type="checkbox"/> <input type="checkbox"/> <input type="checkbox"/> <input type="checkbox"/>	<input type="checkbox"/> <input type="checkbox"/> <input type="checkbox"/>	<input type="checkbox"/> <input type="checkbox"/> <input type="checkbox"/>	<input type="checkbox"/> <input type="checkbox"/> <input type="checkbox"/>	<input type="checkbox"/> <input type="checkbox"/> <input type="checkbox"/>	
 <p>FLMS <b>Loveseat (Closed Arm)</b></p> <ul style="list-style-type: none"> <li>1 = Back and arms (Fabric Contrast 1) C.O.M. = 3.5 yd</li> <li>2 = Seat (Fabric Contrast 2) C.O.M. = 1.25 yd</li> </ul>	Non-contrast	4 yd	FP33/NC	<input type="checkbox"/>	<input type="checkbox"/>	<input type="checkbox"/> <input type="checkbox"/> <input type="checkbox"/> <input type="checkbox"/>		<input type="checkbox"/> <input type="checkbox"/> <input type="checkbox"/>	<input type="checkbox"/> <input type="checkbox"/> <input type="checkbox"/>	<input type="checkbox"/> <input type="checkbox"/> <input type="checkbox"/>	<input type="checkbox"/> <input type="checkbox"/> <input type="checkbox"/>	
	Contrast		FP33/FC	<input type="checkbox"/>	<input type="checkbox"/>	<input type="checkbox"/> <input type="checkbox"/> <input type="checkbox"/> <input type="checkbox"/>	<input type="checkbox"/> <input type="checkbox"/> <input type="checkbox"/> <input type="checkbox"/>	<input type="checkbox"/> <input type="checkbox"/> <input type="checkbox"/>	<input type="checkbox"/> <input type="checkbox"/> <input type="checkbox"/>	<input type="checkbox"/> <input type="checkbox"/> <input type="checkbox"/>	<input type="checkbox"/> <input type="checkbox"/> <input type="checkbox"/>	
			<b>A</b>	<b>B</b>	<b>C</b>	<b>D</b>	<b>E</b>	<b>F</b>	<b>G</b>	<b>H</b>	<b>I</b>	

### HOW TO ORDER

Indicate the following information on order form:

- Quantity of each item.
- Model number, including options. See "How To Build a Model Number".
- Any special service required.

Note: • The ☐ indicates that a choice is required.

- The absence of the ☐ indicates that no choice is required.
- Alpha-numeric characters in place of ☐ indicate that no other alternatives are available.

### HOW TO BUILD A MODEL NUMBER

**A** Select basic model.

**B** Select LEFT facing arm connector.

**LC** - Left facing chair connectors

**LT** - Left facing table connectors

Arm connection is on Right side when seated.

**C** Select RIGHT facing arm connector.

**RC** - Right facing chair connectors

**RT** - Right facing table connectors

Arm connection is on Left side when seated.

**D** Select non-contrast or fabric contrast 1.

Refer to color addendum at ki.com or KI Fabrics & Finishes binder.

**E** Select fabric contrast 2.

Refer to color addendum at ki.com or KI Fabrics & Finishes binder.

**F** Select wood finish color.

Refer to color addendum at ki.com or KI Fabrics & Finishes binder.  
For Kensington Maple add upcharge.

**G** Select fire code.

**NFR** - Compliance to TB 117-2013

**FR** - Compliance to TB 133

See pricing column for TB133 upcharge.

**H** Select moisture barrier.

**NMB** - No moisture barrier

**MB** - Moisture barrier

See pricing column for moisture barrier upcharge.

**I** Select armcaps.

**WAC** - Wood armcaps

**UAC** - Upholstered; add \$99

Upcharge for two armcaps.

### KENSINGTON MAPLE UPCHARGE

**Kensington Maple Construction**  
Kensington Maple requires extended leadtimes.

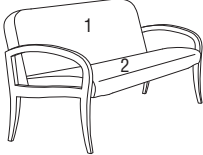
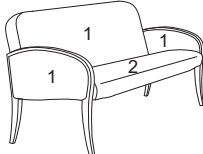
Model

FOC/NC	\$63	FOC/FC	\$63
FPC/NC	\$63	FPC/FC	\$63
FOCC/NC	\$95	FOCC/FC	\$95
FPCC/NC	\$95	FPCC/FC	\$95
FOCCC/NC	\$126	FOCCC/FC	\$126
FPCCC/NC	\$126	FPCCC/FC	\$126
F033/NC	\$63	F033/FC	\$63
FP33/NC	\$63	FP33/FC	\$63
F043/NC	\$63	F043/FC	\$63
FP43/NC	\$63	FP43/FC	\$63



Specifications and prices are subject to change without prior notice.

Flex™  
Multiple Seating

			MODEL NUMBER									
Features		COM	Basic Model	Left Connect	Right Connect	Non-Contrast or Fabric Contrast 1	Fabric Contrast 2	Wood Finish	TB133	Moisture Barrier	Arm Cap	
	Non-contrast	5.5 yd	FO43/NC	<input type="checkbox"/>	<input type="checkbox"/>	<input type="checkbox"/> <input type="checkbox"/> <input type="checkbox"/> <input type="checkbox"/>		<input type="checkbox"/> <input type="checkbox"/>	<input type="checkbox"/> <input type="checkbox"/>	<input type="checkbox"/> <input type="checkbox"/>	<input type="checkbox"/> <input type="checkbox"/>	
	Contrast		FO43/FC	<input type="checkbox"/>	<input type="checkbox"/>	<input type="checkbox"/> <input type="checkbox"/> <input type="checkbox"/> <input type="checkbox"/>	<input type="checkbox"/> <input type="checkbox"/> <input type="checkbox"/> <input type="checkbox"/>	<input type="checkbox"/> <input type="checkbox"/>	<input type="checkbox"/> <input type="checkbox"/>	<input type="checkbox"/> <input type="checkbox"/>	<input type="checkbox"/> <input type="checkbox"/>	
FLMS Sofa (Open Arm)												
• 1 = Back (Fabric Contrast 1) C.O.M. = 3.5 yd												
• 2 = Seat (Fabric Contrast 2) C.O.M. = 3 yd												
	Non-contrast	6.5 yd	FP43/NC	<input type="checkbox"/>	<input type="checkbox"/>	<input type="checkbox"/> <input type="checkbox"/> <input type="checkbox"/> <input type="checkbox"/>		<input type="checkbox"/> <input type="checkbox"/>	<input type="checkbox"/> <input type="checkbox"/>	<input type="checkbox"/> <input type="checkbox"/>	<input type="checkbox"/> <input type="checkbox"/>	
	Contrast		FP43/FC	<input type="checkbox"/>	<input type="checkbox"/>	<input type="checkbox"/> <input type="checkbox"/> <input type="checkbox"/> <input type="checkbox"/>	<input type="checkbox"/> <input type="checkbox"/> <input type="checkbox"/> <input type="checkbox"/>	<input type="checkbox"/> <input type="checkbox"/>	<input type="checkbox"/> <input type="checkbox"/>	<input type="checkbox"/> <input type="checkbox"/>	<input type="checkbox"/> <input type="checkbox"/>	
FLMS Sofa (Closed Arm)												
• 1 = Back and arms (Fabric Contrast 1) C.O.M. = 5 yd												
• 2 = Seat (Fabric Contrast 2) C.O.M. = 3 yd												
			<b>A</b>	<b>B</b>	<b>C</b>	<b>D</b>	<b>E</b>	<b>F</b>	<b>G</b>	<b>H</b>	<b>I</b>	

HOW TO ORDER

Indicate the following information on order form:

- Quantity of each item.
- Model number, including options. See “How To Build a Model Number”.
- Any special service required.

Note: • The ☐ indicates that a choice is required.  
• The absence of the ☐ indicates that no choice is required.  
• Alpha-numeric characters in place of ☐ indicate that no other alternatives are available.

HOW TO BUILD A MODEL NUMBER

- A** Select basic model.
- B** Select LEFT facing arm connector.  
**LC** - Left facing chair connectors  
**LT** - Left facing table connectors  
Arm connection is on Right side when seated.
- C** Select RIGHT facing arm connector.  
**RC** - Right facing chair connectors  
**RT** - Right facing table connectors  
Arm connection is on Left side when seated.
- D** Select non-contrast or fabric contrast 1. Refer to color addendum at ki.com or KI Fabrics & Finishes binder.
- E** Select fabric contrast 2. Refer to color addendum at ki.com or KI Fabrics & Finishes binder.
- F** Select wood finish color.

Refer to color addendum at ki.com or KI Fabrics & Finishes binder.  
For Kensington Maple add upcharge.

- G** Select fire code.  
**NFR** - Compliance to TB 117-2013  
**FR** - Compliance to TB 133  
See pricing column for TB133 upcharge.
- H** Select moisture barrier.  
**NMB** - No moisture barrier  
**MB** - Moisture barrier  
See pricing column for moisture barrier upcharge.
- I** Select armcaps.  
**WAC** - Wood armcaps  
**UAC** - Upholstered; add \$99  
Upcharge for two armcaps.

KENSINGTON MAPLE UPCHARGE

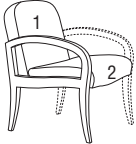

**Kensington Maple Construction**  
Kensington Maple requires extended leadtimes.

Model			
FOC/NC	\$63	FOC/FC	\$63
FPC/NC	\$63	FPC/FC	\$63
FOCC/NC	\$95	FOCC/FC	\$95
FPCC/NC	\$95	FPCC/FC	\$95
FOCCC/NC	\$126	FOCCC/FC	\$126
FPCCC/NC	\$126	FPCCC/FC	\$126
F033/NC	\$63	F033/FC	\$63
FP33/NC	\$63	FP33/FC	\$63
FO43/NC	\$63	FO43/FC	\$63
FP43/NC	\$63	FP43/FC	\$63

Specifications and prices are subject to change without prior notice.

# Flex™

## Multiple Seating

			MODEL NUMBER									
	Features	COM	Basic Model	Left Connect	Right Connect	Non-Contrast or Fabric Contrast 1	Fabric Contrast 2	Wood Finish	TB133	Moisture Barrier	Arm Cap	
	Non-contrast	1.75 yd	FOACL/NC	<input type="checkbox"/>		<input type="checkbox"/> <input type="checkbox"/> <input type="checkbox"/> <input type="checkbox"/>		<input type="checkbox"/> <input type="checkbox"/> <input type="checkbox"/>	<input type="checkbox"/> <input type="checkbox"/> <input type="checkbox"/>	<input type="checkbox"/> <input type="checkbox"/> <input type="checkbox"/>	<input type="checkbox"/> <input type="checkbox"/> <input type="checkbox"/>	
	Contrast		FOACL/FC	<input type="checkbox"/>		<input type="checkbox"/> <input type="checkbox"/> <input type="checkbox"/> <input type="checkbox"/>	<input type="checkbox"/> <input type="checkbox"/> <input type="checkbox"/> <input type="checkbox"/>	<input type="checkbox"/> <input type="checkbox"/> <input type="checkbox"/>	<input type="checkbox"/> <input type="checkbox"/> <input type="checkbox"/>	<input type="checkbox"/> <input type="checkbox"/> <input type="checkbox"/>	<input type="checkbox"/> <input type="checkbox"/> <input type="checkbox"/>	
FLAS												
One Seat Add-on Unit-Left (Open Arm)												
• 1 = Back (Fabric Contrast 1) C.O.M. = 1.25 yd												
• 2 = Seat (Fabric Contrast 2) C.O.M. = 1 yd												
	Non-contrast	1.75 yd	FOACR/NC		<input type="checkbox"/>	<input type="checkbox"/> <input type="checkbox"/> <input type="checkbox"/> <input type="checkbox"/>		<input type="checkbox"/> <input type="checkbox"/> <input type="checkbox"/>	<input type="checkbox"/> <input type="checkbox"/> <input type="checkbox"/>	<input type="checkbox"/> <input type="checkbox"/> <input type="checkbox"/>	<input type="checkbox"/> <input type="checkbox"/> <input type="checkbox"/>	
	Contrast		FOACR/FC		<input type="checkbox"/>	<input type="checkbox"/> <input type="checkbox"/> <input type="checkbox"/> <input type="checkbox"/>	<input type="checkbox"/> <input type="checkbox"/> <input type="checkbox"/> <input type="checkbox"/>	<input type="checkbox"/> <input type="checkbox"/> <input type="checkbox"/>	<input type="checkbox"/> <input type="checkbox"/> <input type="checkbox"/>	<input type="checkbox"/> <input type="checkbox"/> <input type="checkbox"/>	<input type="checkbox"/> <input type="checkbox"/> <input type="checkbox"/>	
FLAS												
One Seat Add-on Unit-Right (Open Arm)												
• 1 = Back (Fabric Contrast 1) C.O.M. = 1.25 yd												
• 2 = Seat (Fabric Contrast 2) C.O.M. = 1 yd												
			A	B	C	D	E	F	G	H	I	

### HOW TO ORDER

Indicate the following information on order form:

- Quantity of each item.
- Model number, including options. See "How To Build a Model Number".
- Any special service required.

Note: • The ☐ indicates that a choice is required.  
 • The absence of the ☐ indicates that no choice is required.  
 • Alpha-numeric characters in place of ☐ indicate that no other alternatives are available.

### HOW TO BUILD A MODEL NUMBER

- A** Select basic model.  
**B** Select LEFT facing arm connector.  
**C** - Chair  
**T** - Table  
 Arm connection is on Right side when seated.  
**C** Select RIGHT facing arm connector.  
**C** - Chair  
**T** - Table  
 Arm connection is on Left side when seated.  
**D** Select non-contrast or fabric contrast 1. Refer to color addendum at ki.com or KI Fabrics & Finishes binder.  
**E** Select fabric contrast 2. Refer to color addendum at ki.com or KI Fabrics & Finishes binder.  
**F** Select wood finish color.

Refer to color addendum at ki.com or KI Fabrics & Finishes binder.  
 For Kensington Maple add upcharge.

- G** Select fire code.  
**NFR** - Compliance to TB 117-2013  
**FR** - Compliance to TB 133  
 See pricing column for TB133 upcharge.  
**H** Select moisture barrier.  
**NMB** - No moisture barrier  
**MB** - Moisture barrier  
 See pricing column for moisture barrier upcharge.  
**I** Select armcaps.  
**WAC** - Wood armcaps  
**UAC** - Upholstered; add \$50  
 Upcharge for one armcap.

### KENSINGTON MAPLE UPCHARGE

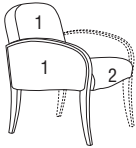
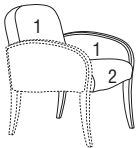
**Kensington Maple Construction**  
 Kensington Maple requires extended leadtimes.

Model			
FOACL/NC	\$33	FOACL/FC	\$33
FOACR/NC	\$33	FOACR/FC	\$33
FPACL/NC	\$33	FPACL/FC	\$33
FPACR/NC	\$33	FPACR/FC	\$33
FOACCL/NC	\$63	FOACCL/FC	\$63
FOACCR/NC	\$63	FOACCR/FC	\$63
FPACCL/NC	\$63	FPACCL/FC	\$63
FPACCR/NC	\$63	FPACCR/FC	\$63
FOACCCL/NC	\$95	FOACCCL/FC	\$95
FOACCCR/NC	\$95	FOACCCR/FC	\$95
FPACCCL/NC	\$95	FPACCCL/FC	\$95
FPACCCR/NC	\$95	FPACCCR/FC	\$95

Specifications and prices are subject to change without prior notice.

# Flex™

## Multiple Seating

			MODEL NUMBER									
	Features	COM	Basic Model	Left Connect	Right Connect	Non-Contrast or Fabric Contrast 1	Fabric Contrast 2	Wood Finish	TB133	Moisture Barrier	Arm Cap	
	Non-contrast	2.25 yd	FPACL/NC	<input type="checkbox"/>		<input type="checkbox"/> <input type="checkbox"/> <input type="checkbox"/> <input type="checkbox"/>		<input type="checkbox"/> <input type="checkbox"/> <input type="checkbox"/> <input type="checkbox"/>	<input type="checkbox"/> <input type="checkbox"/> <input type="checkbox"/> <input type="checkbox"/>	<input type="checkbox"/> <input type="checkbox"/> <input type="checkbox"/> <input type="checkbox"/>	<input type="checkbox"/> <input type="checkbox"/> <input type="checkbox"/> <input type="checkbox"/>	
	Contrast		FPACL/FC	<input type="checkbox"/>		<input type="checkbox"/> <input type="checkbox"/> <input type="checkbox"/> <input type="checkbox"/>	<input type="checkbox"/> <input type="checkbox"/> <input type="checkbox"/> <input type="checkbox"/>	<input type="checkbox"/> <input type="checkbox"/> <input type="checkbox"/> <input type="checkbox"/>	<input type="checkbox"/> <input type="checkbox"/> <input type="checkbox"/> <input type="checkbox"/>	<input type="checkbox"/> <input type="checkbox"/> <input type="checkbox"/> <input type="checkbox"/>	<input type="checkbox"/> <input type="checkbox"/> <input type="checkbox"/> <input type="checkbox"/>	
FLAS												
One Seat Add-on Unit-Left (Closed Arm)												
• 1 = Back and arms (Fabric Contrast 1) C.O.M. = 2.75 yd												
• 2 = Seat (Fabric Contrast 2) C.O.M. = 1 yd												
	Non-contrast	2.25 yd	FPACR/NC		<input type="checkbox"/>	<input type="checkbox"/> <input type="checkbox"/> <input type="checkbox"/> <input type="checkbox"/>		<input type="checkbox"/> <input type="checkbox"/> <input type="checkbox"/> <input type="checkbox"/>	<input type="checkbox"/> <input type="checkbox"/> <input type="checkbox"/> <input type="checkbox"/>	<input type="checkbox"/> <input type="checkbox"/> <input type="checkbox"/> <input type="checkbox"/>	<input type="checkbox"/> <input type="checkbox"/> <input type="checkbox"/> <input type="checkbox"/>	
	Contrast		FPACR/FC		<input type="checkbox"/>	<input type="checkbox"/> <input type="checkbox"/> <input type="checkbox"/> <input type="checkbox"/>	<input type="checkbox"/> <input type="checkbox"/> <input type="checkbox"/> <input type="checkbox"/>	<input type="checkbox"/> <input type="checkbox"/> <input type="checkbox"/> <input type="checkbox"/>	<input type="checkbox"/> <input type="checkbox"/> <input type="checkbox"/> <input type="checkbox"/>	<input type="checkbox"/> <input type="checkbox"/> <input type="checkbox"/> <input type="checkbox"/>	<input type="checkbox"/> <input type="checkbox"/> <input type="checkbox"/> <input type="checkbox"/>	
FLAS												
One Seat Add-on Unit-Right (Closed Arm)												
• 1 = Back and arms (Fabric Contrast 1) C.O.M. = 2.75 yd												
• 2 = Seat (Fabric Contrast 2) C.O.M. = 1 yd												
			A	B	C	D	E	F	G	H	I	

### HOW TO ORDER

Indicate the following information on order form:

- Quantity of each item.
- Model number, including options. See "How To Build a Model Number".
- Any special service required.

Note: • The ☐ indicates that a choice is required.

- The absence of the ☐ indicates that no choice is required.
- Alpha-numeric characters in place of ☐ indicate that no other alternatives are available.

### HOW TO BUILD A MODEL NUMBER

**A** Select basic model.

**B** Select LEFT facing arm connector.

**C** - Chair

**T** - Table

Arm connection is on Right side when seated.

**C** Select RIGHT facing arm connector.

**C** - Chair

**T** - Table

Arm connection is on Left side when seated.

**D** Select non-contrast or fabric contrast 1. Refer to color addendum at ki.com or KI Fabrics & Finishes binder.

**E** Select fabric contrast 2. Refer to color addendum at ki.com or KI Fabrics & Finishes binder.

**F** Select wood finish color.

Refer to color addendum at ki.com or KI Fabrics & Finishes binder. For Kensington Maple add upcharge.

**G** Select fire code.

**NFR** - Compliance to TB 117-2013

**FR** - Compliance to TB 133

See pricing column for TB133 upcharge.

**H** Select moisture barrier.

**NMB** - No moisture barrier

**MB** - Moisture barrier

See pricing column for moisture barrier upcharge.

**I** Select armcaps.

**WAC** - Wood armcaps

**UAC** - Upholstered; add \$50 Upcharge for one armcap.

### KENSINGTON MAPLE UPCHARGE

**Kensington Maple Construction**  
Kensington Maple requires extended leadtimes.



Model

FOACL/NC	\$33	FOACL/FC	\$33
FOACR/NC	\$33	FOACR/FC	\$33
FPACL/NC	\$33	FPACL/FC	\$33
FPACR/NC	\$33	FPACR/FC	\$33
FOACCL/NC	\$63	FOACCL/FC	\$63
FOACCR/NC	\$63	FOACCR/FC	\$63
FPACCL/NC	\$63	FPACCL/FC	\$63
FPACCR/NC	\$63	FPACCR/FC	\$63
FOACCCL/NC	\$95	FOACCCL/FC	\$95
FOACCCR/NC	\$95	FOACCCR/FC	\$95
FPACCCL/NC	\$95	FPACCCL/FC	\$95
FPACCCR/NC	\$95	FPACCCR/FC	\$95

Specifications and prices are subject to change without prior notice.

# Flex™

## Multiple Seating

			MODEL NUMBER									
	Features	COM	Basic Model	Left Connect	Right Connect	Non-Contrast or Fabric Contrast 1	Fabric Contrast 2	Wood Finish	TB133	Moisture Barrier	Arm Cap	
	Non-contrast	3.25 yd	FOACCL/NC	<input type="checkbox"/>		<input type="checkbox"/> <input type="checkbox"/> <input type="checkbox"/> <input type="checkbox"/>		<input type="checkbox"/> <input type="checkbox"/> <input type="checkbox"/> <input type="checkbox"/>	<input type="checkbox"/> <input type="checkbox"/> <input type="checkbox"/> <input type="checkbox"/>	<input type="checkbox"/> <input type="checkbox"/> <input type="checkbox"/> <input type="checkbox"/>	<input type="checkbox"/> <input type="checkbox"/> <input type="checkbox"/> <input type="checkbox"/>	
	Contrast		FOACCL/FC	<input type="checkbox"/>		<input type="checkbox"/> <input type="checkbox"/> <input type="checkbox"/> <input type="checkbox"/>	<input type="checkbox"/> <input type="checkbox"/> <input type="checkbox"/> <input type="checkbox"/>	<input type="checkbox"/> <input type="checkbox"/> <input type="checkbox"/> <input type="checkbox"/>	<input type="checkbox"/> <input type="checkbox"/> <input type="checkbox"/> <input type="checkbox"/>	<input type="checkbox"/> <input type="checkbox"/> <input type="checkbox"/> <input type="checkbox"/>	<input type="checkbox"/> <input type="checkbox"/> <input type="checkbox"/> <input type="checkbox"/>	
FLAS												
Two Seat Add-on Unit-Left (Open Arm)												
• 1 = Back (Fabric Contrast 1) C.O.M. = 2.25 yd												
• 2 = Seat (Fabric Contrast 2) C.O.M. = 1.5 yd												
	Non-contrast	3.25 yd	FOACCR/NC		<input type="checkbox"/>	<input type="checkbox"/> <input type="checkbox"/> <input type="checkbox"/> <input type="checkbox"/>		<input type="checkbox"/> <input type="checkbox"/> <input type="checkbox"/> <input type="checkbox"/>	<input type="checkbox"/> <input type="checkbox"/> <input type="checkbox"/> <input type="checkbox"/>	<input type="checkbox"/> <input type="checkbox"/> <input type="checkbox"/> <input type="checkbox"/>	<input type="checkbox"/> <input type="checkbox"/> <input type="checkbox"/> <input type="checkbox"/>	
	Contrast		FOACCR/FC		<input type="checkbox"/>	<input type="checkbox"/> <input type="checkbox"/> <input type="checkbox"/> <input type="checkbox"/>	<input type="checkbox"/> <input type="checkbox"/> <input type="checkbox"/> <input type="checkbox"/>	<input type="checkbox"/> <input type="checkbox"/> <input type="checkbox"/> <input type="checkbox"/>	<input type="checkbox"/> <input type="checkbox"/> <input type="checkbox"/> <input type="checkbox"/>	<input type="checkbox"/> <input type="checkbox"/> <input type="checkbox"/> <input type="checkbox"/>	<input type="checkbox"/> <input type="checkbox"/> <input type="checkbox"/> <input type="checkbox"/>	
FLAS												
Two Seat Add-on Unit-Right (Open Arm)												
• 1 = Back (Fabric Contrast 1) C.O.M. = 2.25 yd												
• 2 = Seat (Fabric Contrast 2) C.O.M. = 1.5 yd												
			A	B	C	D	E	F	G	H	I	

### HOW TO ORDER

Indicate the following information on order form:

- Quantity of each item.
- Model number, including options. See "How To Build a Model Number".
- Any special service required.

Note: • The ☐ indicates that a choice is required.

- The absence of the ☐ indicates that no choice is required.
- Alpha-numeric characters in place of ☐ indicate that no other alternatives are available.

### HOW TO BUILD A MODEL NUMBER

- A** Select basic model.
- B** Select LEFT facing arm connector.
- |          |         |
|----------|---------|
| <b>C</b> | - Chair |
| <b>T</b> | - Table |
- Arm connection is on Right side when seated.
- C** Select RIGHT facing arm connector.
- |          |         |
|----------|---------|
| <b>C</b> | - Chair |
| <b>T</b> | - Table |
- Arm connection is on Left side when seated.
- D** Select non-contrast or fabric contrast 1. Refer to color addendum at ki.com or KI Fabrics & Finishes binder.
- E** Select fabric contrast 2. Refer to color addendum at ki.com or KI Fabrics & Finishes binder.
- F** Select wood finish color.

Refer to color addendum at ki.com or KI Fabrics & Finishes binder.  
For Kensington Maple add upcharge.

- G** Select fire code.
- |            |                             |
|------------|-----------------------------|
| <b>NFR</b> | - Compliance to TB 117-2013 |
| <b>FR</b>  | - Compliance to TB 133      |
- See pricing column for TB133 upcharge.
- H** Select moisture barrier.
- |            |                       |
|------------|-----------------------|
| <b>NMB</b> | - No moisture barrier |
| <b>MB</b>  | - Moisture barrier    |
- See pricing column for moisture barrier upcharge.
- I** Select armcaps.
- |            |                         |
|------------|-------------------------|
| <b>WAC</b> | - Wood armcaps          |
| <b>UAC</b> | - Upholstered; add \$99 |
- Upcharge for two armcaps.

### KENSINGTON MAPLE UPCHARGE

**Kensington Maple Construction**  
Kensington Maple requires extended leadtimes.

Model		
FOACL/NC	\$33	FOACL/FC \$33
FOACR/NC	\$33	FOACR/FC \$33
FPACL/NC	\$33	FPACL/FC \$33
FPACR/NC	\$33	FPACR/FC \$33
FOACCL/NC	\$63	FOACCL/FC \$63
FOACCR/NC	\$63	FOACCR/FC \$63
FPACCL/NC	\$63	FPACCL/FC \$63
FPACCR/NC	\$63	FPACCR/FC \$63
FOACCCL/NC	\$95	FOACCCL/FC \$95
FOACCCR/NC	\$95	FOACCCR/FC \$95
FPACCCL/NC	\$95	FPACCCL/FC \$95
FPACCCR/NC	\$95	FPACCCR/FC \$95

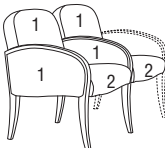



[illegible]

Specifications and prices are subject to change without prior notice.

# Flex™

## Multiple Seating

			MODEL NUMBER									
	Features	COM	Basic Model	Left Connect	Right Connect	Non-Contrast or Fabric Contrast 1	Fabric Contrast 2	Wood Finish	TB133	Moisture Barrier	Arm Cap	
	Non-contrast	4 yd	FPACCL/NC	<input type="checkbox"/>		<input type="checkbox"/> <input type="checkbox"/> <input type="checkbox"/> <input type="checkbox"/>		<input type="checkbox"/> <input type="checkbox"/> <input type="checkbox"/> <input type="checkbox"/>	<input type="checkbox"/> <input type="checkbox"/> <input type="checkbox"/> <input type="checkbox"/>	<input type="checkbox"/> <input type="checkbox"/> <input type="checkbox"/> <input type="checkbox"/>	<input type="checkbox"/> <input type="checkbox"/> <input type="checkbox"/> <input type="checkbox"/>	
	Contrast		FPACCL/FC	<input type="checkbox"/>		<input type="checkbox"/> <input type="checkbox"/> <input type="checkbox"/> <input type="checkbox"/>	<input type="checkbox"/> <input type="checkbox"/> <input type="checkbox"/> <input type="checkbox"/>	<input type="checkbox"/> <input type="checkbox"/> <input type="checkbox"/> <input type="checkbox"/>	<input type="checkbox"/> <input type="checkbox"/> <input type="checkbox"/> <input type="checkbox"/>	<input type="checkbox"/> <input type="checkbox"/> <input type="checkbox"/> <input type="checkbox"/>	<input type="checkbox"/> <input type="checkbox"/> <input type="checkbox"/> <input type="checkbox"/>	
FLAS												
Two Seat Add-on Unit-Left (Closed Arm)												
<ul style="list-style-type: none"><li>1 = Back and arms (Fabric Contrast 1) C.O.M. = 3 yd</li><li>2 = Seat (Fabric Contrast 2) C.O.M. = 1.5 yd</li></ul>												
	Non-contrast	4 yd	FPACCR/NC		<input type="checkbox"/>	<input type="checkbox"/> <input type="checkbox"/> <input type="checkbox"/> <input type="checkbox"/>		<input type="checkbox"/> <input type="checkbox"/> <input type="checkbox"/> <input type="checkbox"/>	<input type="checkbox"/> <input type="checkbox"/> <input type="checkbox"/> <input type="checkbox"/>	<input type="checkbox"/> <input type="checkbox"/> <input type="checkbox"/> <input type="checkbox"/>	<input type="checkbox"/> <input type="checkbox"/> <input type="checkbox"/> <input type="checkbox"/>	
	Contrast		FPACCR/FC		<input type="checkbox"/>	<input type="checkbox"/> <input type="checkbox"/> <input type="checkbox"/> <input type="checkbox"/>	<input type="checkbox"/> <input type="checkbox"/> <input type="checkbox"/> <input type="checkbox"/>	<input type="checkbox"/> <input type="checkbox"/> <input type="checkbox"/> <input type="checkbox"/>	<input type="checkbox"/> <input type="checkbox"/> <input type="checkbox"/> <input type="checkbox"/>	<input type="checkbox"/> <input type="checkbox"/> <input type="checkbox"/> <input type="checkbox"/>	<input type="checkbox"/> <input type="checkbox"/> <input type="checkbox"/> <input type="checkbox"/>	
FLAS												
Two Seat Add-on Unit-Right (Closed Arm)												
<ul style="list-style-type: none"><li>1 = Back and arms (Fabric Contrast 1) C.O.M. = 3 yd</li><li>2 = Seat (Fabric Contrast 2) C.O.M. = 1.5 yd</li></ul>												
			A	B	C	D	E	F	G	H	I	

### HOW TO ORDER

Indicate the following information on order form:

- Quantity of each item.
- Model number, including options. See "How To Build a Model Number".
- Any special service required.

Note: • The ☐ indicates that a choice is required.

- The absence of the ☐ indicates that no choice is required.
- Alpha-numeric characters in place of ☐ indicate that no other alternatives are available.

### HOW TO BUILD A MODEL NUMBER

**A** Select basic model.

**B** Select LEFT facing arm connector.

**C** - Chair

**T** - Table

Arm connection is on Right side when seated.

**C** Select RIGHT facing arm connector.

**C** - Chair

**T** - Table

Arm connection is on Left side when seated.

**D** Select non-contrast or fabric contrast 1. Refer to color addendum at ki.com or KI Fabrics & Finishes binder.

**E** Select fabric contrast 2. Refer to color addendum at ki.com or KI Fabrics & Finishes binder.

**F** Select wood finish color.

Refer to color addendum at ki.com or KI Fabrics & Finishes binder. For Kensington Maple add upcharge.

**G** Select fire code.

**NFR** - Compliance to TB 117-2013

**FR** - Compliance to TB 133

See pricing column for TB133 upcharge.

**H** Select moisture barrier.

**NMB** - No moisture barrier

**MB** - Moisture barrier

See pricing column for moisture barrier upcharge.

**I** Select armcaps.

**WAC** - Wood armcaps

**UAC** - Upholstered; add \$99

Upcharge for two armcaps.

### KENSINGTON MAPLE UPCHARGE

**Kensington Maple Construction**  
Kensington Maple requires extended leadtimes.

Model

FOACL/NC	\$33	FOACL/FC	\$33
FOACR/NC	\$33	FOACR/FC	\$33
FPACL/NC	\$33	FPACL/FC	\$33
FPACR/NC	\$33	FPACR/FC	\$33
FOACCL/NC	\$63	FOACCL/FC	\$63
FOACCR/NC	\$63	FOACCR/FC	\$63
FPACCL/NC	\$63	FPACCL/FC	\$63
FPACCR/NC	\$63	FPACCR/FC	\$63
FOACCCL/NC	\$95	FOACCCL/FC	\$95
FOACCCR/NC	\$95	FOACCCR/FC	\$95
FPACCCL/NC	\$95	FPACCCL/FC	\$95
FPACCCR/NC	\$95	FPACCCR/FC	\$95



	Approx. Packaged Weight	Grade C.O.M.	Grade C	Grade D	Grade E & C.O.L.	Grade F	Grade G	Grade H	Grade I	Grade J	Grade K	Grade L Leather	Grade M Leather	TB133 add to list price	Moisture Barrier add to list price
	82.0#	\$ 2109	\$ 2153	\$ 2229	\$ 2323	\$ 2391	\$ 2519	\$ 2649	\$ 2905	\$ 3222	\$ 3544	\$ 3860	\$ 4501	\$ 372	\$ 210
	82.0#	2182	2226	2304	2397	2466	2595	2724	2979	3294	3616	3935	4574	372	210
											</				

## HOW TO ORDER

1. Quantity of each item.
2. Model number, including options. See "How To Build a Model Number".
3. Any special service required.

Note:

- The ☐ indicates that a choice is required.
- The absence of the ☐ indicates that no choice is required.
- Alpha-numeric characters in place of ☐ indicate that no other alternatives are available.

**A** Select basic model.

**B** Select LEFT facing arm connector.

<b>C</b>	- Chair
<b>T</b>	- Table

Arm connection is on Right side when seated.

**C** Select RIGHT facing arm connector.

<b>C</b>	- Chair
<b>T</b>	- Table

Arm connection is on Left side when seated.

**D** Select non-contrast or fabric contrast 1.  
Refer to color addendum at [ki.com](http://ki.com) or KI Fabrics & Finishes binder.

**E** Select fabric contrast 2.  
Refer to color addendum at [ki.com](http://ki.com) or KI Fabrics & Finishes binder.

**F** Select wood finish color.

**G** Select fire code.

<b>NFR</b>	- Compliance to TB 117-2013
<b>FR</b>	- Compliance to TB 133

See pricing column for TB133 upcharge.

**H** Select moisture barrier.

<b>NMB</b>	- No moisture barrier
<b>MB</b>	- Moisture barrier

See pricing column for moisture barrier upcharge.

**I** Select armcaps.

<b>WAC</b>	- Wood armcaps
<b>UAC</b>	- Upholstered; add \$148

Upcharge for three armcaps.

<b>Kensington Maple Construction</b>			
Kensington Maple requires extended leadtimes.			
Model			
FOACL/NC	\$33	FOACL/FC	\$33
FOACR/NC	\$33	FOACR/FC	\$33
FPACL/NC	\$33	FPACL/FC	\$33
FPACR/NC	\$33	FPACR/FC	\$33
FOACCL/NC	\$63	FOACCL/FC	\$63
FOACCR/NC	\$63	FOACCR/FC	\$63
FPACCL/NC	\$63	FPACCL/FC	\$63
FPACCR/NC	\$63	FPACCR/FC	\$63
FOACCCL/NC	\$95	FOACCCL/FC	\$95
FOACCCR/NC	\$95	FOACCCR/FC	\$95
FPACCCL/NC	\$95	FPACCCL/FC	\$95
FPACCCR/NC	\$95	FPACCCR/FC	\$95



Approx. Packaged Weight	Grade C.O.M.	Grade C	Grade D	Grade E & C.O.L.	Grade F	Grade G	Grade H	Grade I	Grade J	Grade K	Grade L Leather	Grade M Leather	TB133 add to list price	Moisture Barrier add to list price
122.0#	\$ 2796	\$ 2844	\$ 2928	\$ 3027	\$ 3103	\$ 3243	\$ 3381	\$ 3663	\$ 4007	\$ 4356	\$ 4704	\$ 5402	\$ 439	\$ 315
122.0#	2909	2956	3041	3142	3217	3355	3496	3774	4117	4467	4818	5513	439	315

122.0#	\$ 2796	\$ 2844	\$ 2928	\$ 3027	\$ 3103	\$ 3243	\$ 3381	\$ 3663	\$ 4007	\$ 4356	\$ 4704	\$ 5402	\$ 439	\$ 315
122.0#	2909	2956	3041	3142	3217	3355	3496	3774	4117	4467	4818	5513	439	315

## INFORMATION

### C.O.M. Requirements

C.O.M. yardage requirements listed above are based on plain goods 54" wide. If less than 54" wide or fabrics requiring matching (stripes, plaids, prints, large patterns), additional yardage will be needed. Consult COM/COL matrix for ordering additional yardage needed. For C.O.M. fabric sent to KI-High Point on multiple rolls, add an additional yard of fabric per roll to the yardage requirements.

Multiply number of seats, backs, and arms required by yardage amount (e.g. 3 replacement seats required x 1 yard = 3 yards total).

### C.O.L. Requirements

Figure 18 sq. ft. of leather (C.O.L.) for each yard shown (i.e., 4.75 x 18 = 85.5 sq. ft.).

### Contrasting Upholstery

When contrasting fabric is chosen, price at

highest in-grade.

### Minimum Fabric/Leather Quantity

Minimum order for fabric is 1 yard. Minimum order for leather is 1 hide (approximately 50 sq. ft.).

### Construction

Seat frame constructed of welded structural steel. Back constructed from formed laminated plywood. (Loveseat from kiln-dried hardwood). Arms constructed from kiln-dried hardwood. Cushioning of multiple densities of polyurethane foam and Dacron fiber.

### California TB133 Fire Safety Code

The above seating products can be manufactured using the appropriate flame-retardant materials and fabric selections for compliance to California Technical Bulletin 133. See pricing column for upcharge. Please contact KI customer service for fabric compliance. Not available with moisture barrier.

Upcharges are the same for Left, Right, and Left/Right units.

## SPECIAL SERVICES

### Special Carton Marking

With specially marked information N/C



### Shipping

Shipped **assembled freight prepaid f.o.b. High Point, North Carolina 27263** factory. Freight class #175.

Specifications and prices are subject to change without prior notice.

# Flex™

## Multiple Seating

			MODEL NUMBER									
			Basic Model	Left Connect	Right Connect	Non-Contrast or Fabric Contrast 1	Fabric Contrast 2	Wood Finish	TB133	Moisture Barrier	Arm Cap	
Features	COM											
	Non-contrast	6 yd	FPACCCL/NC	<input type="checkbox"/>		<input type="checkbox"/> <input type="checkbox"/> <input type="checkbox"/> <input type="checkbox"/>		<input type="checkbox"/> <input type="checkbox"/> <input type="checkbox"/>	<input type="checkbox"/> <input type="checkbox"/> <input type="checkbox"/>	<input type="checkbox"/> <input type="checkbox"/> <input type="checkbox"/>		
	Contrast		FPACCCL/FC	<input type="checkbox"/>		<input type="checkbox"/> <input type="checkbox"/> <input type="checkbox"/> <input type="checkbox"/>	<input type="checkbox"/> <input type="checkbox"/> <input type="checkbox"/> <input type="checkbox"/>	<input type="checkbox"/> <input type="checkbox"/> <input type="checkbox"/>	<input type="checkbox"/> <input type="checkbox"/> <input type="checkbox"/>	<input type="checkbox"/> <input type="checkbox"/> <input type="checkbox"/>		
FLAS												
Three Seat Add-on Unit-Left (Closed Arm)												
• 1 = Back and arms (Fabric Contrast 1) C.O.M. = 5 yd												
• 2 = Seat (Fabric Contrast 2) C.O.M. = 2 yd												
	Non-contrast	6 yd	FPACCCR/NC		<input type="checkbox"/>	<input type="checkbox"/> <input type="checkbox"/> <input type="checkbox"/> <input type="checkbox"/>		<input type="checkbox"/> <input type="checkbox"/> <input type="checkbox"/>	<input type="checkbox"/> <input type="checkbox"/> <input type="checkbox"/>	<input type="checkbox"/> <input type="checkbox"/> <input type="checkbox"/>		
	Contrast		FPACCCR/FC		<input type="checkbox"/>	<input type="checkbox"/> <input type="checkbox"/> <input type="checkbox"/> <input type="checkbox"/>	<input type="checkbox"/> <input type="checkbox"/> <input type="checkbox"/> <input type="checkbox"/>	<input type="checkbox"/> <input type="checkbox"/> <input type="checkbox"/>	<input type="checkbox"/> <input type="checkbox"/> <input type="checkbox"/>	<input type="checkbox"/> <input type="checkbox"/> <input type="checkbox"/>		
FLAS												
Three Seat Add-on Unit-Right (Closed Arm)												
• 1 = Back and arms (Fabric Contrast 1) C.O.M. = 5 yd												
• 2 = Seat (Fabric Contrast 2) C.O.M. = 2 yd												
			A	B	C	D	E	F	G	H	I	

### HOW TO ORDER

Indicate the following information on order form:

- Quantity of each item.
- Model number, including options. See "How To Build a Model Number".
- Any special service required.

Note: • The ☐ indicates that a choice is required.

- The absence of the ☐ indicates that no choice is required.
- Alpha-numeric characters in place of ☐ indicate that no other alternatives are available.

### HOW TO BUILD A MODEL NUMBER

- A** Select basic model.
- B** Select LEFT facing arm connector.
- |          |         |
|----------|---------|
| <b>C</b> | - Chair |
| <b>T</b> | - Table |
- Arm connection is on Right side when seated.
- C** Select RIGHT facing arm connector.
- |          |         |
|----------|---------|
| <b>C</b> | - Chair |
| <b>T</b> | - Table |
- Arm connection is on Left side when seated.
- D** Select non-contrast or fabric contrast 1. Refer to color addendum at ki.com or KI Fabrics & Finishes binder.
- E** Select fabric contrast 2. Refer to color addendum at ki.com or KI Fabrics & Finishes binder.
- F** Select wood finish color.

Refer to color addendum at ki.com or KI Fabrics & Finishes binder.  
For Kensington Maple add upcharge.

- G** Select fire code.
- |            |                             |
|------------|-----------------------------|
| <b>NFR</b> | - Compliance to TB 117-2013 |
| <b>FR</b>  | - Compliance to TB 133      |
- See pricing column for TB133 upcharge.
- H** Select moisture barrier.
- |            |                       |
|------------|-----------------------|
| <b>NMB</b> | - No moisture barrier |
| <b>MB</b>  | - Moisture barrier    |
- See pricing column for moisture barrier upcharge.
- I** Select armcaps.
- |            |                          |
|------------|--------------------------|
| <b>WAC</b> | - Wood armcaps           |
| <b>UAC</b> | - Upholstered; add \$148 |
- Upcharge for three armcaps.

### KENSINGTON MAPLE UPCHARGE

**Kensington Maple Construction**  
Kensington Maple requires extended leadtimes.

Model		
FOACL/NC	\$33	FOACL/FC \$33
FOACR/NC	\$33	FOACR/FC \$33
FPACL/NC	\$33	FPACL/FC \$33
FPACR/NC	\$33	FPACR/FC \$33
FOACCL/NC	\$63	FOACCL/FC \$63
FOACCR/NC	\$63	FOACCR/FC \$63
FPACCL/NC	\$63	FPACCL/FC \$63
FPACCR/NC	\$63	FPACCR/FC \$63
FOACCCL/NC	\$95	FOACCCL/FC \$95
FOACCCR/NC	\$95	FOACCCR/FC \$95
FPACCCL/NC	\$95	FPACCCL/FC \$95
FPACCCR/NC	\$95	FPACCCR/FC \$95



Approx. Packaged Weight	Grade C.O.M.	Grade C	Grade D	Grade E & C.O.L.	Grade F	Grade G	Grade H	Grade I	Grade J	Grade K	Grade L Leather	Grade M Leather	TB133 add to list price	Moisture Barrier add to list price
122.0#	\$ 3042	\$ 3103	\$ 3219	\$ 3357	\$ 3459	\$ 3652	\$ 3842	\$ 4222	\$ 4692	\$ 5171	\$ 5646	\$ 6600	\$ 558	\$ 315
122.0#	3152	3217	3329	3467	3572	3763	3952	4334	4803	5280	5756	6710	558	315

122.0#	\$ 3042	\$ 3103	\$ 3219	\$ 3357	\$ 3459	\$ 3652	\$ 3842	\$ 4222	\$ 4692	\$ 5171	\$ 5646	\$ 6600	\$ 558	\$ 315
122.0#	3152	3217	3329	3467	3572	3763	3952	4334	4803	5280	5756	6710	558	315

## INFORMATION

### C.O.M. Requirements

C.O.M. yardage requirements listed above are based on plain goods 54" wide. If less than 54" wide or fabrics requiring matching (stripes, plaids, prints, large patterns), additional yardage will be needed. Consult COM/COL matrix for ordering additional yardage needed. For C.O.M. fabric sent to KI-High Point on multiple rolls, add an additional yard of fabric per roll to the yardage requirements.

Multiply number of seats, backs, and arms required by yardage amount (e.g. 3 replacement seats required x 1 yard = 3 yards total).

### C.O.L. Requirements

Figure 18 sq. ft. of leather (C.O.L.) for each yard shown (i.e., 4.75 x 18 = 85.5 sq. ft.).

### Contrasting Upholstery

When contrasting fabric is chosen, price at

highest in-grade.

### Minimum Fabric/Leather Quantity

Minimum order for fabric is 1 yard. Minimum order for leather is 1 hide (approximately 50 sq. ft.).

### Construction

Seat frame constructed of welded structural steel. Back constructed from formed laminated plywood. (Loveseat from kiln-dried hardwood). Arms constructed from kiln-dried hardwood. Cushioning of multiple densities of polyurethane foam and Dacron fiber.

### California TB133 Fire Safety Code

The above seating products can be manufactured using the appropriate flame-retardant materials and fabric selections for compliance to California Technical Bulletin 133. See pricing column for upcharge. Please contact KI customer service for fabric compliance. Not available with moisture barrier.

Upcharges are the same for Left, Right, and Left/Right units.

## SPECIAL SERVICES

### Special Carton Marking



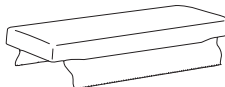




With specially marked information N/C

### Shipping

Shipped **assembled freight prepaid f.o.b. High Point, North Carolina 27263** factory. Freight class #175.

Specifications and prices are subject to change without prior notice.

Flex™  
Multiple Seating Replacement Parts

				MODEL NUMBER				Approx. Packaged Weight    Grade C.O.M.	
				Basic Model	Non-Contrast or Fabric Contrast 1	TB133	Moisture Barrier		
MODEL	Features	COM							
 FLRP	Chair Replacement Seat Cover	1 yd	FRS23	□□□□	□□□	□□□	2.0#	\$	162
 FLRP	Loveseat Replacement Seat Cover	2 yd	FRS33	□□□□	□□□	□□□	3.0#	\$	246
 FLRP	Sofa Replacement Seat Cover	3 yd	FRS43	□□□□	□□□	□□□	3.5#	\$	332
 FLRP	Chair Replacement Back Cover	1.25 yd	FRB23	□□□□	□□□	□□□	7.0#	\$	147
 FLRP	Replacement Arm Panel - Inside	Inside Left    1 yd	FRPIL	□□□□	□□□	□□□	1.0#	\$	108
		Inside Right    1 yd	FRPIR	□□□□	□□□	□□□	1.0#		108
 FLRP	Replacement Arm Panel - Outside	Outside Left    1 yd	FRPOL	□□□□	□□□		1.0#	\$	108
		Outside Right    1 yd	FRPOR	□□□□	□□□		1.0#		108
 FLRP	Replacement Arm Panel Cover	Table Left    1 yd	FRPTL	□□□□	□□□		5.0#	\$	108
		Table Right    1 yd	FRPTR	□□□□	□□□		5.0#		108
				A	B	C	D		

HOW TO ORDER

Indicate the following information on order form:

1. Quantity of each item.
2. Model number, including options. See "How To Build a Model Number".
3. Any special service required.

Note:

- The □ indicates that a choice is required.
- The absence of the □ indicates that no choice is required.
- Alpha-numeric characters in place of □ indicate that no other alternatives are available.

HOW TO BUILD A MODEL NUMBER

- A** Select basic model.
- B** Select non-contrast or fabric contrast 1.  
Refer to color addendum at [ki.com](http://ki.com) or KI Fabrics & Finishes binder.
- C** Select fire code.  
**NFR** - Compliance to TB 117-2013  
**FR** - Compliance to TB 133  
See pricing column for TB133 upcharge.
- D** Select moisture barrier.  
**NMB** - No moisture barrier  
**MB** - Moisture barrier  
See pricing column for moisture barrier upcharge.





Grade C	Grade D	Grade E & C.O.L.	Grade F	Grade G	Grade H	Grade I	Grade J	Grade K	Grade L Leather	Grade M Leather	TB133 add to list price	Moisture Barrier add to list price
\$ 171	\$ 182	\$ 201	\$ 213	\$ 235	\$ 258	\$ 306	\$ 362	\$ 424	\$ 480	\$ 592	\$ 87	\$ 53
\$ 263	\$ 289	\$ 324	\$ 349	\$ 396	\$ 440	\$ 533	\$ 649	\$ 764	\$ 880	\$ 1107	\$ 129	\$ 87
\$ 354	\$ 397	\$ 447	\$ 485	\$ 554	\$ 622	\$ 762	\$ 931	\$ 1107	\$ 1279	\$ 1625	\$ 154	\$ 123
\$ 154	\$ 169	\$ 183	\$ 196	\$ 221	\$ 242	\$ 289	\$ 348	\$ 408	\$ 461	\$ 579	\$ 87	\$ 53
\$ 112	\$ 121	\$ 129	\$ 135	\$ 148	\$ 160	\$ 182	\$ 213	\$ 246	\$ 270	\$ 329	\$ 16	\$ 11
112	121	129	135	148	160	182	213	246	270	329	16	11
\$ 112	\$ 121	\$ 129	\$ 135	\$ 148	\$ 160	\$ 182	\$ 213	\$ 246	\$ 270	\$ 329	\$ 16	N/A
112	121	129	135	148	160	182	213	246	270	329	16	N/A
\$ 112	\$ 121	\$ 129	\$ 135	\$ 148	\$ 160	\$ 182	\$ 213	\$ 246	\$ 270	\$ 329	\$ 16	N/A
112	121	129	135	148	160	182	213	246	270	329	16	N/A

**SPECIAL SERVICES****Special Carton Marking**

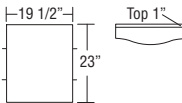
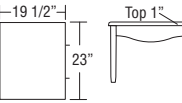
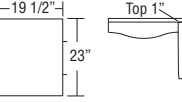
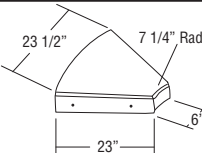
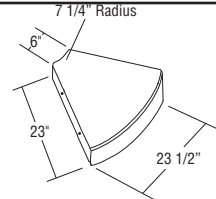
With specially marked information N/C

**Shipping**

Shipped **assembled unless replacement parts which ship k.d. freight prepaid**  
**High Point, North Carolina 27263** factory.  
 Freight class #175.

Specifications and prices are subject to  
 change without prior notice.

Flex™  
Connecting Tables

			MODEL NUMBER			Approx. Packaged Weight
			Basic Model	Wood Finish	Laminate Color	
	<b>Center Connection Table</b> • 16.5" height	Laminate Top	FT.L	<input type="checkbox"/> <input type="checkbox"/> <input type="checkbox"/>	31.0#	
		Wood Veneer Top	FT.V	<input type="checkbox"/> <input type="checkbox"/> <input type="checkbox"/>	31.0#	
FLCT						
	<b>End Table-Left</b> • 16.5" height	Laminate Top	FT.L.L	<input type="checkbox"/> <input type="checkbox"/> <input type="checkbox"/>	40.0#	
		Wood Veneer Top	FT.L.V	<input type="checkbox"/> <input type="checkbox"/> <input type="checkbox"/>	40.0#	
FLCT						
	<b>End Table-Right</b> • 16.5" height	Laminate Top	FT.R.L	<input type="checkbox"/> <input type="checkbox"/> <input type="checkbox"/>	40.0#	
		Wood Veneer Top	FT.R.V	<input type="checkbox"/> <input type="checkbox"/> <input type="checkbox"/>	40.0#	
FLCT						
	<b>45 Degree Connector Table-Inside</b> • 16.5" height	Laminate Top	FT45.I.L	<input type="checkbox"/> <input type="checkbox"/> <input type="checkbox"/>	26.0#	
		Wood Veneer Top	FT45.I.V	<input type="checkbox"/> <input type="checkbox"/> <input type="checkbox"/>	26.0#	
FLCT						
	<b>45 Degree Connector Table-Outside</b> • 16.5" height	Laminate Top	FT45.O.L	<input type="checkbox"/> <input type="checkbox"/> <input type="checkbox"/>	26.0#	
		Wood Veneer Top	FT45.O.V	<input type="checkbox"/> <input type="checkbox"/> <input type="checkbox"/>	26.0#	
FLCT						
			<b>A</b>	<b>B</b>	<b>C</b>	

HOW TO ORDER

Indicate the following information on order form:

- Quantity of each item.
- Model number, including options. See "How To Build a Model Number".
- Any special service required.

Note:

- The ☐ indicates that a choice is required.
- The absence of the ☐ indicates that no choice is required.
- Alpha-numeric characters in place of ☐ indicate that no other alternatives are available.

HOW TO BUILD A MODEL NUMBER

- A** Select basic model.
- B** Select wood finish color.  
Refer to color addendum at ki.com or KI Fabrics & Finishes binder.  
For Kensington Maple add upcharge.
- C** Select laminate color.  
Refer to color addendum at ki.com or KI Fabrics & Finishes binder.

KENSINGTON MAPLE UPCHARGE

Kensington Maple requires extended leadtimes.

Model	
FT.L	\$57
FT.V	\$57
FT.L.L	\$57
FT.L.V	\$57
FT.R.L	\$57
FT.R.V	\$57
FT45.I.L	\$57
FT45.I.V	\$57
FT45.O.L	\$57
FT45.O.V	\$57
FT90.C.L	\$171
FT90.C.V	\$171
FT90.I.L	\$171
FT90.I.V	\$171
FT90.O.L	\$171
FT90.O.V	\$171
FT3.L	\$63
FT3.V	\$63

INFORMATION

**Construction**  
Constructed of kiln-dried hardwood and veneers.

\$	580
	654

\$	725
	798

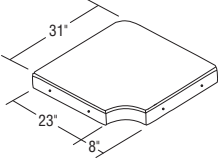
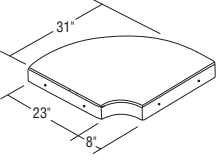
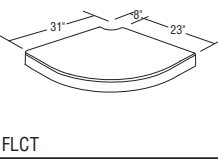
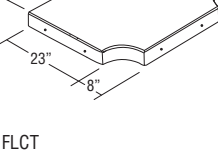
\$	725
	798

\$	725
	798

\$	725
	798

Specifications and prices are subject to change without prior notice.

Flex™  
Connecting Tables

MODEL	Features	MODEL NUMBER			Approx. Packaged Weight
		Basic Model	Wood Finish	Laminate Color	
 Corner Table • 16.5" height	Laminate Top	FT90.C.L	<input type="checkbox"/> <input type="checkbox"/> <input type="checkbox"/>	<input type="checkbox"/> <input type="checkbox"/> <input type="checkbox"/>	50.0#
	Wood Veneer Top	FT90.C.V	<input type="checkbox"/> <input type="checkbox"/> <input type="checkbox"/>		50.0#
FLCT					
 90 Degree Connector Table-Inside • 16.5" height	Laminate Top	FT90.I.L	<input type="checkbox"/> <input type="checkbox"/> <input type="checkbox"/>	<input type="checkbox"/> <input type="checkbox"/> <input type="checkbox"/>	40.0#
	Wood Veneer Top	FT90.I.V	<input type="checkbox"/> <input type="checkbox"/> <input type="checkbox"/>		40.0#
FLCT					
 90 Degree Connector Table-Outside • 16.5" height	Laminate Top	FT90.O.L	<input type="checkbox"/> <input type="checkbox"/> <input type="checkbox"/>	<input type="checkbox"/> <input type="checkbox"/> <input type="checkbox"/>	40.0#
	Wood Veneer Top	FT90.O.V	<input type="checkbox"/> <input type="checkbox"/> <input type="checkbox"/>		40.0#
FLCT					
 Three-Sided "T" Connecting Table • 16.5" height	Laminate Top	FT3.L	<input type="checkbox"/> <input type="checkbox"/> <input type="checkbox"/>	<input type="checkbox"/> <input type="checkbox"/> <input type="checkbox"/>	50.0#
	Wood Veneer Top	FT3.V	<input type="checkbox"/> <input type="checkbox"/> <input type="checkbox"/>		50.0#
FLCT					

**A**      **B**      **C**

HOW TO ORDER

Indicate the following information on order form:

- Quantity of each item.
- Model number, including options. See "How To Build a Model Number".
- Any special service required.

Note:

- The ☐ indicates that a choice is required.
- The absence of the ☐ indicates that no choice is required.
- Alpha-numeric characters in place of ☐ indicate that no other alternatives are available.

HOW TO BUILD A MODEL NUMBER

- A** Select basic model.
- B** Select wood finish color.  
Refer to color addendum at [ki.com](http://ki.com) or KI Fabrics & Finishes binder.  
For Kensington Maple add upcharge.
- C** Select laminate color.  
Refer to color addendum at [ki.com](http://ki.com) or KI Fabrics & Finishes binder.

KENSINGTON MAPLE UPCHARGE

Kensington Maple requires extended leadtimes.

Model	
FT.L	\$57
FT.V	\$57
FT.L.L	\$57
FT.L.V	\$57
FT.R.L	\$57
FT.R.V	\$57
FT45.I.L	\$57
FT45.I.V	\$57
FT45.O.L	\$57
FT45.O.V	\$57
FT90.C.L	\$171
FT90.C.V	\$171
FT90.I.L	\$171
FT90.I.V	\$171
FT90.O.L	\$171
FT90.O.V	\$171
FT3.L	\$63
FT3.V	\$63

INFORMATION

**Construction**  
Constructed of kiln-dried hardwood and veneers.



Delivered Pricing	
\$ 1165	
1239	
\$ 871	
946	
\$ 871	
946	
\$ 1313	
1385	

SPECIAL SERVICES

Special Carton Marking

With specially marked information N/C

Shipping

Shipped **assembled freight prepaid f.o.b. High Point, North Carolina 27263** factory. Freight class #175.

Specifications and prices are subject to change without prior notice.

# GateOne®

General Information



GateOne® Seating  
(GT5/S4/11T)


2-Place Unit

3-Place Unit

4-Place Unit

5-Place Unit


Features				
Die-cast aluminum armrests		•		
Freestanding		•		
Fixed to floor		•		
Beam mounted		•		
Wallsaver bracket		•		
Back-to-back ganging		•		
In-line tables		•		
Corner ganging tables		•		
General Dimensions				
Seat width		22"	22"	22"
Unit width		50"	73-1/2"	97"
Unit depth		29-1/4"	29-1/4"	29-1/4"
Seat height		18"	18"	18"
Unit height		35"	35"	35"
Weight		90 lbs.	124 lbs.	158 lbs.
Corner table top	30" x 30"			
In-line table	20" x 24"			
Table height (all table models)	14-1/2"			



Arm



Back-to-Back Ganger



Wallsaver



In-line Table

## SPECIFICATIONS

GateOne® is shipped unassembled.

### Seat and Back

Group 2 vinyl or C.O.V., standard KI, Pallas or C.O.M. upholstery fabrics over 2-1/2" thick polyfoam. Seats and backs are easily replaced in the field. Optional fire retardant treatment to meet California's TB133 code requirements.

### Mounting Beam

11-gauge fabricated steel triangular beam. Powder-coated finish. Allows for up to five places per beam (seats or seats plus in-line/end-of-run tables). Die-cast end caps in polished aluminum or powder-coated finish.

### Foot

Die-cast aluminum with leveling glides. Optional floor mounting bracket for securing unit to floor. 1-1/2" x 3-3/4" aluminum upright extrusion. Available in polished aluminum or powder-coated finish.

### Seat Support Castings

Die-cast aluminum. Available in polished aluminum or powder-coated finish. Attach easily to mounting beam with one fastener.

### Armrest

Die-cast aluminum. Available in polished aluminum or powder-coated finish. Armless option available.

### In-Line/End-of-Run Table

7/8" thick solid core top consisting of high-density particleboard with plastic laminate surface and PVC edge. Used in place of seat on mounting beam.

### Corner Ganging Table

7/8" thick solid core top consisting of high density particleboard with plastic laminate surface and PVC edge. For mounting modular units at a 90° angle. Corners are made by attaching table frame to the end of unit mounting beams. Table supported by one leg and leveling glide.

### Back Ganging Bracket

11-gauge fabricated steel. Powder-coated finish. Easily attaches to foot casting at floor level via screw. Two to five place units to be ganged back-to-back require two ganging brackets.

### Side Ganging Bracket

11-gauge fabricated steel. Powder-coated finish. Easily attaches to foot casting at floor level via screw. Two to five place units to be ganged side-to-side require two ganging brackets.

### Side and Back Wallsaver Brackets

11-gauge fabricated steel. Powder-coated finish. Easily attaches to foot casting at floor level via screw. Two brackets per side and two per back.

## INFORMATION

### C.O.M/C.O.V. Testing Requirements

Not all vinyls/fabrics are suitable for upholstering this product. A 1-1/2 yd. x 54"

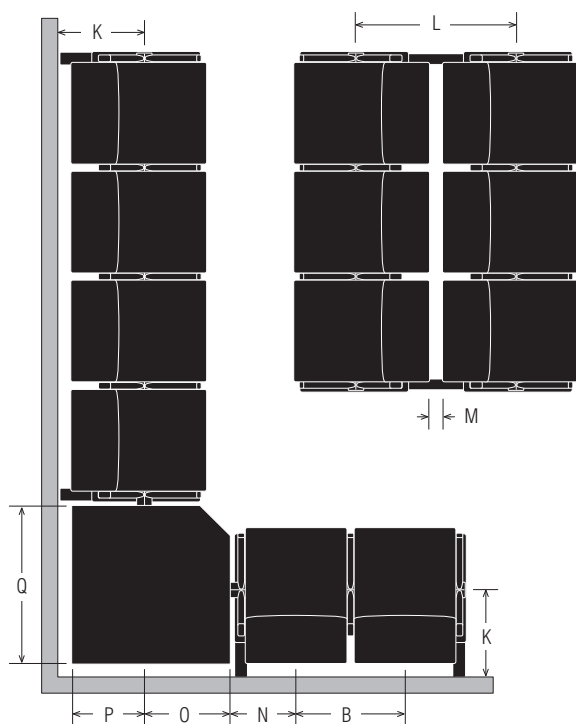
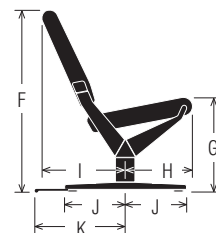
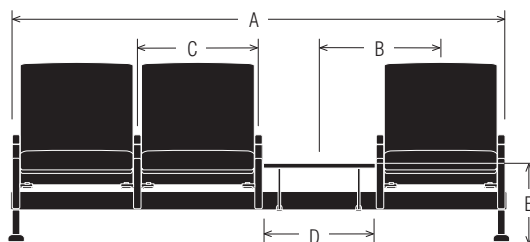
sample must be submitted and approved prior to acceptance of an order. If the vinyl is directional in pattern or weave, the direction must be indicated on the submitted sample, and additional yardage may be requested.

Test samples must be sent to:

KI  
Attn: C.O.M. Specialist  
1687 Westminster Drive - Gate 3  
Green Bay, WI 54302

### Fabric Disclaimer

Fabric will be applied as swatched by the fabric manufacturer. Fabric that is required to be applied differently than is swatched will need a Special Cost Request written specifying the direction the fabric is to be applied. The posted standard lead time will apply to the Special Cost Request.


**Dimensions**


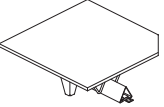
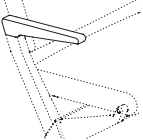
A	2-Place Unit	50"
A	3-Place Unit	73 <sup>1</sup> / <sub>2</sub> "
A	4-Place Unit	97"
A	5-Place Unit	120 <sup>1</sup> / <sub>2</sub> "
B	Additional Places	23 <sup>1</sup> / <sub>2</sub> "
C	Seat Width	23 <sup>1</sup> / <sub>2</sub> "
D	Table Width	20"
E	Table Height	14 <sup>1</sup> / <sub>2</sub> "
F	Unit Height	35"
G	Seat Height	18"
H	Beam Center to Front of Seat	13"
I	Beam Center to Back of Seat	16 <sup>1</sup> / <sub>4</sub> "
J	Beam Center to Foot End	11 <sup>3</sup> / <sub>4</sub> "
K	Beam Center to Wall (Wallsaver)	17 <sup>3</sup> / <sub>4</sub> "
L	Beam Center to Beam Center (Ganged)	35 <sup>1</sup> / <sub>8</sub> "
M	Back-to-Back (Ganged)	2 <sup>5</sup> / <sub>8</sub> "
N	Seat Center to Corner Table Mounting Side	13 <sup>3</sup> / <sub>8</sub> "
O	Beam Center to Corner Table Mounting Side	18"
P	Beam Center to Corner Table Back	12"
Q	Corner Table Width	30"

**INFORMATION**
**Warranty**

Refer to KI Terms & Conditions document or visit [ki.com](http://ki.com)

# GateOne®

## Multiple Seating

	MODEL	Features	MODEL NUMBER					
			Basic Model	Base Color	Surface Finish	Edge Color	Upholstery Color	
 <p>GT2 GT3 GT4 GT5</p>	<b>GateOne® Seating</b> <ul style="list-style-type: none"> <li>Number of seats per beam</li> <li>One to five seats per beam</li> <li>Available upholstered in Group 2 Vinyl or C.O.V., standard KI, Pallas, or C.O.M. upholstery fabrics</li> <li>Drawing must be supplied with each order</li> </ul>	1 Seat, 1 End Table	GT2/S1/E1T	<input type="checkbox"/>	<input type="checkbox"/>	<input type="checkbox"/>	<input type="checkbox"/>	
		2 Seat, 0 Table	GT2/S2/E0T	<input type="checkbox"/>			<input type="checkbox"/>	
		2 Seats, 1 End Table	GT3/S2/E1T	<input type="checkbox"/>	<input type="checkbox"/>	<input type="checkbox"/>	<input type="checkbox"/>	
		2 Seats, 1 In-line Table	GT3/S2/I1T	<input type="checkbox"/>	<input type="checkbox"/>	<input type="checkbox"/>	<input type="checkbox"/>	
		3 Seats, 0 Table	GT3/S3/E0I0T	<input type="checkbox"/>			<input type="checkbox"/>	
		2 Seats, 1 End Table/ 1 In-line Table	GT4/S2/E1I1T	<input type="checkbox"/>	<input type="checkbox"/>	<input type="checkbox"/>	<input type="checkbox"/>	
		2 Seats, 2 End Tables	GT4/S2/E2T	<input type="checkbox"/>	<input type="checkbox"/>	<input type="checkbox"/>	<input type="checkbox"/>	
		3 Seats, 1 End Tables	GT4/S3/E1T	<input type="checkbox"/>	<input type="checkbox"/>	<input type="checkbox"/>	<input type="checkbox"/>	
		3 Seats, 1 In-line Table	GT4/S3/I1T	<input type="checkbox"/>	<input type="checkbox"/>	<input type="checkbox"/>	<input type="checkbox"/>	
		4 Seats, 0 Table	GT4/S4/E0I0T	<input type="checkbox"/>			<input type="checkbox"/>	
		2 Seats, 2 End Tables/ 1 In-line Table	GT5/S2/E2I1T	<input type="checkbox"/>	<input type="checkbox"/>	<input type="checkbox"/>	<input type="checkbox"/>	
		3 Seats, 1 End Table/ 1 In-line Table	GT5/S3/E1I1T	<input type="checkbox"/>	<input type="checkbox"/>	<input type="checkbox"/>	<input type="checkbox"/>	
		3 Seats, 2 End Tables	GT5/S3/E2T	<input type="checkbox"/>	<input type="checkbox"/>	<input type="checkbox"/>	<input type="checkbox"/>	
		3 Seats, 2 In-line Tables	GT5/S3/I2T	<input type="checkbox"/>	<input type="checkbox"/>	<input type="checkbox"/>	<input type="checkbox"/>	
		4 Seats, 1 End Table	GT5/S4/E1T	<input type="checkbox"/>	<input type="checkbox"/>	<input type="checkbox"/>	<input type="checkbox"/>	
		4 Seats, 1 In-line Table	GT5/S4/I1T	<input type="checkbox"/>	<input type="checkbox"/>	<input type="checkbox"/>	<input type="checkbox"/>	
		5 Seats, 0 Table	GT5/S5/E0I0T	<input type="checkbox"/>			<input type="checkbox"/>	
 <p>GTCT</p>	<b>Corner Table</b> <ul style="list-style-type: none"> <li>Number of tables per order</li> <li>Plastic laminate with PVC edge</li> <li>For mounting modular units at a 90° angle</li> </ul>		GTCT	<input type="checkbox"/>	<input type="checkbox"/>	<input type="checkbox"/>		
 <p>HRDPT</p>	<b>Arms</b> <ul style="list-style-type: none"> <li>Number or arms per order</li> <li>Available in polished aluminum or powder coat finish</li> <li>Sold per arm</li> </ul>		GTA	<input type="checkbox"/>				

**A**      **B**      **C**      **D**      **E**

### HOW TO ORDER

Indicate the following information on order form:

- Quantity of each item.
- Model number, including options. See "How To Build a Model Number".
- Any special service required.

Note: • The ☐ indicates that a choice is required.

- The absence of the ☐ indicates that no choice is required.

- Alpha-numeric characters in place of ☐ indicate that no other alternatives are available.

### HOW TO BUILD A MODEL NUMBER

- A** Select basic model.
- B** Select base/frame/arm colors. Refer to color addendum at ki.com or KI Fabrics & Finishes binder.
- C** Select surface finish. Refer to color addendum at ki.com or KI Fabrics & Finishes binder. Surface finish offerings are based on edge style selections.
- D** Select edge color. Refer to color addendum at ki.com or KI Fabrics & Finishes binder. Edge color offerings are based on edge style selections.
- E** Select upholstery grade/color. Refer to color addendum at ki.com or KI Fabrics & Finishes binder.

### OPTIONS

#### California TB133 Fire Safety Code

Products listed below meet the California TB133 Fire Safety Code standard. Add "FR" prefix to end of model number.

Model = Uph. Seat Cushion

Added Lead Time = 1 week

Added List Price = \$247 per seat.

#### Upholstery Information

##### C.O.M. and C.O.V. Upholstery


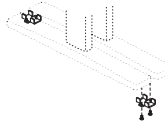
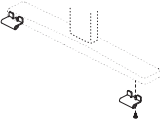
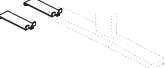
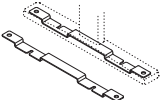
C.O.M. requirement for upholstered seat chair is 1-1/2 yards per chair of nondirectional vinyl or fabric. On orders of 2 or more seats and for complete information on ordering C.O.V. and C.O.M., see "Ordering C.O.M., C.O.L. and C.O.V." section.



Specifications and prices are subject to change without prior notice.

# GateOne®

Multiple Seating

MODEL	MODEL NUMBER		Approx. Packaged Weight
	Basic Model	Accessory Color	
 HRDPT	<b>Back-to-Back Ganger</b> <ul style="list-style-type: none"><li>• 11-gauge fabricated steel</li><li>• Powder- coat finish</li><li>• Sold as set of two</li><li>• Attachment screws included</li></ul>	44.0386 <input type="checkbox"/> <input type="checkbox"/>	2.0#
 HRDPT	<b>Side-to-Side Ganger</b> <ul style="list-style-type: none"><li>• 11-gauge fabricated steel</li><li>• Powder-coat finish</li><li>• Sold as set of two</li><li>• Attachment screws included</li></ul>	44.0387 <input type="checkbox"/> <input type="checkbox"/>	0.1#
 HRDPT	<b>Side Wallsaver</b> <ul style="list-style-type: none"><li>• 11-gauge fabricated steel</li><li>• Powder-coat finish</li><li>• Sold as set of two</li><li>• Attachment screws included</li></ul>	44.0388 <input type="checkbox"/> <input type="checkbox"/>	1.0#
 HRDPT	<b>Back Wallsaver</b> <ul style="list-style-type: none"><li>• 11-gauge fabricated steel</li><li>• Powder-coat finish</li><li>• Sold as set of two</li><li>• Attachment screws included</li></ul>	44.0389 <input type="checkbox"/> <input type="checkbox"/>	0.1#
 HRDPT	<b>Floor Mounting Brackets</b> <ul style="list-style-type: none"><li>• For fixed attachment of base to floor</li><li>• Black only</li><li>• Fabricated steel</li><li>• Sold as set of two</li><li>• Hardware not included</li></ul>	44.0390.BL	2.0#

A

B

## HOW TO ORDER

Indicate the following information on order form:

1. Quantity of each item.
2. Model number, including options. See “How To Build a Model Number”.
3. Any special service required.

Note:

- The ☐ indicates that a choice is required.
- The absence of the ☐ indicates that no choice is required.
- Alpha-numeric characters in place of ☐ indicate that no other alternatives are available.

## HOW TO BUILD A MODEL NUMBER

- A** Select basic model.
- B** Select accessory color.  
Refer to color addendum at [ki.com](http://ki.com) or KI Fabrics & Finishes binder.



Delivered Pricing	
\$	85
\$	44
\$	44
\$	85
\$	60

SPECIAL SERVICES

Special Carton Marking

With specially marked information      N/C

Shipping

Shipped **k.d. freight prepaid f.o.b. Bonduel, Wisconsin 54107** factory. Freight class #70.

Specifications and prices are subject to change without prior notice.

# Grazie® Tandem

General Information

	Tandem Seating (GT4AAU/S3/IT1)	2-Place Unit (GT2NAP/S2/IT0)	3-Place Unit	4-Place Unit (GT2NAP/S4/IT0)
Features				
Arm	•			
Corner tables	•			
In-line tables	•			
Poly, upholstered seat, or upholstered seat/back	•	•	•	•
General Dimensions				
Seat width		18-1/2"	18-1/2"	18-1/2"
Seat depth		18-5/16"	18-5/16"	18-5/16"
Seat height		17"	17"	17"
Unit width (with arms)		44-1/2"	66-1/2"	92-1/2"
Unit width (no arms)		44-1/2"	66-1/2"	86"
Unit height		33"	33"	33"
Corner table top	30" x 30"			
In-line table	20" x 20"			
Table height (all table models)	17"			
Width between arms (inside arm)	18"			
Arm height from floor	25-3/4"			

SPECIFICATIONS

**Backrest, Seat and Shroud**  
Injection molded polypropylene.

**Optional Upholstered Seat or Seat & Back**  
Urethane foam is attached to an injection-molded polypropylene liner board, then upholstered using a draw-string process. Seat foam is molded nominal 1" thickness and back foam is nominal 1/2" thickness. The flush-head fasteners that attach the back pad are color-matched to the polypropylene.

**Underseat Structure**  
Support structure is die-drawn 12-gauge steel plate. Fixed backrest mechanism structures are made from 1/2" dia. steel wire and attached by welding. Structure is finished with baked-on electrostatically-applied 30 degree gloss epoxy.

**Backrest Articulation Mechanism**  
Two outer backrest supports formed from

1" dia. tubular steel are inserted into sockets molded into the backrest and secured with screws. The backrest assembly moves over molded thermoplastic slide bushings and is supported by steel coil springs. This mechanism allows the backrest to move through 15 degrees of movement, about an axis of rotation that is through the hips of the occupant.

**Tandem Base**  
Cast aluminum alloy leg section. 14-gauge 1" x 2" seamless steel column. Upright and base are painted monochromatic with beam and yoke. Columns are welded to a plate which clamps onto beam.

**Tandem Arm**  
Oval tubular steel arm support with self-skinning urethane armrests measuring 10-1/4" long x 4" wide. The tubular arm support is welded to a yoke and then fastened to the beam via a coverplate.

**In-Line Table**  
Solid core top is 20" x 20" x 7/8" with a vinyl bullnose edge.

**Corner Table**  
Solid core top is 30" x 30" x 7/8" with a vinyl bullnose edge.

INFORMATION

**C.O.M Testing and Production Requirements**  
Not all materials are suitable for upholstering this product. A 1-1/2 yd. x 54" sample must be submitted and approved prior to acceptance of an order. If the fabric is directional in pattern or weave, the direction must be indicated on the submitted sample, and additional yardage may be requested.

Test samples must be sent to:

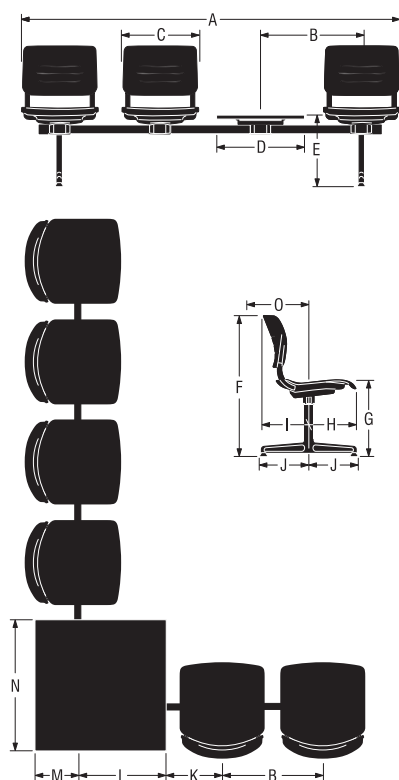
KI  
Attn: C.O.M. Specialist  
1687 Westminster Drive - Gate 3  
Green Bay, WI 54302

**Fabric Disclaimer**  
Fabric will be applied as swatched by the fabric manufacturer. Fabric that is required to be applied differently than is swatched will need a Special Cost Request written specifying the direction the fabric is to be applied. The posted standard lead time will apply to the Special Cost Request.



# Grazie® Tandem

General Information



## DIMENSIONS

		No Arms	With Arms
A1	2-Place Unit	44 1/2"	44 1/2"
A2	3-Place Unit	66 1/2"	66 1/2"
A3	4-Place Unit	86"	92 1/2"
B	Additional Places	22"	22"
C	Seat Width	18 1/2"	
D	Table Width	20"	
E	Table Height	17"	
F	Unit Height	33"	
G	Seat Height	17"	
H	Beam Center to Front of Seat	10 1/4"	
I	Beam Center to Back of Back	11"	
J	Beam Center to Foot End	11 3/4"	
K	Seat Center to Corner Table		
	Mounting Side	13 1/2"	
L	Beam Center to Corner Table		
	Mounting Side	20"	
M	Beam Center to Corner Table Back	10"	
N	Corner Table Width	30"	
O	Beam Center to Back of Flexed Back	14 1/4"	




## INFORMATION

### Warranty

Refer to KI Terms & Conditions document or visit [ki.com](http://ki.com)

# Grazie® Tandem

Multiple Seating

MODEL	Features	MODEL NUMBER							
		Basic Model	Corner Table Connection	Frame Color	Fire Code	Seat & Back Color	Surface Finish	Edge Color	
 <p><b>Polypropylene - No Arms</b> • Optional in-line tables</p> <p>GT1P GT2P GT3P GT4P GT5P</p>	1 Seat, 0 In-Line Table	GT1NAP/S1/IT0	<input type="checkbox"/>	<input type="checkbox"/>	<input type="checkbox"/>	<input type="checkbox"/>			
	1 Seat, 1 In-Line Table	GT2NAP/S1/IT1	<input type="checkbox"/>	<input type="checkbox"/>	<input type="checkbox"/>	<input type="checkbox"/>	<input type="checkbox"/>	<input type="checkbox"/>	
	2 Seat, 0 In-Line Table	GT2NAP/S2/IT0	<input type="checkbox"/>	<input type="checkbox"/>	<input type="checkbox"/>	<input type="checkbox"/>			
	2 Seat, 1 In-Line Table	GT3NAP/S2/IT1	<input type="checkbox"/>	<input type="checkbox"/>	<input type="checkbox"/>	<input type="checkbox"/>	<input type="checkbox"/>	<input type="checkbox"/>	
	3 Seat, 0 In-Line Table	GT3NAP/S3/IT0	<input type="checkbox"/>	<input type="checkbox"/>	<input type="checkbox"/>	<input type="checkbox"/>			
	3 Seat, 1 In-Line Table	GT4NAP/S3/IT1	<input type="checkbox"/>	<input type="checkbox"/>	<input type="checkbox"/>	<input type="checkbox"/>	<input type="checkbox"/>	<input type="checkbox"/>	
	4 Seat, 0 In-Line Table	GT4NAP/S4/IT0	<input type="checkbox"/>	<input type="checkbox"/>	<input type="checkbox"/>	<input type="checkbox"/>			
	3 Seat, 2 In-Line Tables	GT5NAP/S3/IT2	<input type="checkbox"/>	<input type="checkbox"/>	<input type="checkbox"/>	<input type="checkbox"/>	<input type="checkbox"/>	<input type="checkbox"/>	
	4 Seat, 1 In-Line Table	GT5NAP/S4/IT1	<input type="checkbox"/>	<input type="checkbox"/>	<input type="checkbox"/>	<input type="checkbox"/>	<input type="checkbox"/>	<input type="checkbox"/>	
	5 Seat, 0 In-Line Table	GT5NAP/S5/IT0	<input type="checkbox"/>	<input type="checkbox"/>	<input type="checkbox"/>	<input type="checkbox"/>			
 <p><b>Polypropylene - End Arms Only</b> • Optional in-line tables</p> <p>GT1P GT2P GT3P GT4P GT5P</p>	1 Seat, 0 In-Line Table	GT1EAP/S1/IT0	<input type="checkbox"/>	<input type="checkbox"/>	<input type="checkbox"/>	<input type="checkbox"/>			
	1 Seat, 1 In-Line Table	GT2EAP/S1/IT1	<input type="checkbox"/>	<input type="checkbox"/>	<input type="checkbox"/>	<input type="checkbox"/>	<input type="checkbox"/>	<input type="checkbox"/>	
	2 Seat, 0 In-Line Table	GT2EAP/S2/IT0	<input type="checkbox"/>	<input type="checkbox"/>	<input type="checkbox"/>	<input type="checkbox"/>			
	2 Seat, 1 In-Line Table	GT3EAP/S2/IT1	<input type="checkbox"/>	<input type="checkbox"/>	<input type="checkbox"/>	<input type="checkbox"/>	<input type="checkbox"/>	<input type="checkbox"/>	
	3 Seat, 0 In-Line Table	GT3EAP/S3/IT0	<input type="checkbox"/>	<input type="checkbox"/>	<input type="checkbox"/>	<input type="checkbox"/>			
	3 Seat, 1 In-Line Table	GT4EAP/S3/IT1	<input type="checkbox"/>	<input type="checkbox"/>	<input type="checkbox"/>	<input type="checkbox"/>	<input type="checkbox"/>	<input type="checkbox"/>	
	4 Seat, 0 In-Line Table	GT4EAP/S4/IT0	<input type="checkbox"/>	<input type="checkbox"/>	<input type="checkbox"/>	<input type="checkbox"/>			
	3 Seat, 2 In-Line Tables	GT5EAP/S3/IT2	<input type="checkbox"/>	<input type="checkbox"/>	<input type="checkbox"/>	<input type="checkbox"/>	<input type="checkbox"/>	<input type="checkbox"/>	
	4 Seat, 1 In-Line Table	GT5EAP/S4/IT1	<input type="checkbox"/>	<input type="checkbox"/>	<input type="checkbox"/>	<input type="checkbox"/>	<input type="checkbox"/>	<input type="checkbox"/>	
	5 Seat, 0 In-Line Table	GT5EAP/S5/IT0	<input type="checkbox"/>	<input type="checkbox"/>	<input type="checkbox"/>	<input type="checkbox"/>			
 <p><b>Polypropylene - Arms</b> • Optional in-line tables</p> <p>GT1P GT2P GT3P GT4P GT5P</p>	1 Seat, 0 In-Line Table	GT1AAP/S1/IT0	<input type="checkbox"/>	<input type="checkbox"/>	<input type="checkbox"/>	<input type="checkbox"/>			
	1 Seat, 1 In-Line Table	GT2AAP/S1/IT1	<input type="checkbox"/>	<input type="checkbox"/>	<input type="checkbox"/>	<input type="checkbox"/>	<input type="checkbox"/>	<input type="checkbox"/>	
	2 Seat, 0 In-Line Table	GT2AAP/S2/IT0	<input type="checkbox"/>	<input type="checkbox"/>	<input type="checkbox"/>	<input type="checkbox"/>			
	2 Seat, 1 In-Line Table	GT3AAP/S2/IT1	<input type="checkbox"/>	<input type="checkbox"/>	<input type="checkbox"/>	<input type="checkbox"/>	<input type="checkbox"/>	<input type="checkbox"/>	
	3 Seat, 0 In-Line Table	GT3AAP/S3/IT0	<input type="checkbox"/>	<input type="checkbox"/>	<input type="checkbox"/>	<input type="checkbox"/>			
	3 Seat, 1 In-Line Table	GT4AAP/S3/IT1	<input type="checkbox"/>	<input type="checkbox"/>	<input type="checkbox"/>	<input type="checkbox"/>	<input type="checkbox"/>	<input type="checkbox"/>	
	4 Seat, 0 In-Line Table	GT4AAP/S4/IT0	<input type="checkbox"/>	<input type="checkbox"/>	<input type="checkbox"/>	<input type="checkbox"/>			
	3 Seat, 2 In-Line Tables	GT5AAP/S3/IT2	<input type="checkbox"/>	<input type="checkbox"/>	<input type="checkbox"/>	<input type="checkbox"/>	<input type="checkbox"/>	<input type="checkbox"/>	
	4 Seat, 1 In-Line Table	GT5AAP/S4/IT1	<input type="checkbox"/>	<input type="checkbox"/>	<input type="checkbox"/>	<input type="checkbox"/>	<input type="checkbox"/>	<input type="checkbox"/>	
	5 Seat, 0 In-Line Table	GT5AAP/S5/IT0	<input type="checkbox"/>	<input type="checkbox"/>	<input type="checkbox"/>	<input type="checkbox"/>			

A

B

C

D

E

F

G

## HOW TO ORDER

Indicate the following information on order form:

1. Quantity of each item.
2. Model number, including options. See "How To Build a Model Number".
3. Any special service required.

Note: • The ☐ indicates that a choice is required.

- The absence of the ☐ indicates that no choice is required.
- Alpha-numeric characters in place of ☐ indicate that no other alternatives are available.

## HOW TO BUILD A MODEL NUMBER

**A** Select basic model.

**B** Select corner table connection.

- NC** - No corner table  
**L** - Unit connects to one corner table  
**LL** - Unit connects to two corner tables

**C** Select frame color.

Refer to color addendum at ki.com or KI Fabrics & Finishes binder.

**D** Select fire code.

- FR** - Compliance to TB 133  
**NFR** - No Fire Retardant

See pricing column for TB133 upcharge.

**E** Select seat/back color.

Refer to color addendum at ki.com or KI Fabrics & Finishes binder.

**F** Select surface finish for table.

Refer to color addendum at ki.com or KI Fabrics & Finishes binder.

**G** Select table edge color.

Refer to color addendum at ki.com or KI Fabrics & Finishes binder.



Approx. Packaged Weight	Delivered Pricing	TB133 add to list price
30.0#	\$ 541	\$ 11
44.0#	1029	11
50.0#	849	22
64.0#	1645	22
70.0#	1124	33
84.0#	2194	33
94.0#	1337	44
103.0#	3265	33
109.0#	2621	44
115.0#	1733	55
35.0#	\$ 681	\$ 11
49.0#	1309	11
52.0#	946	22
60.0#	1840	22
69.0#	1221	33
75.0#	2389	33
86.0#	1481	44
94.0#	3557	33
105.0#	2908	44
110.0#	1909	55
35.0#	\$ 681	\$ 11
49.0#	1309	11
60.0#	1010	22
74.0#	1967	22
85.0#	1348	33
99.0#	2644	33
110.0#	1672	44
118.0#	3939	33
129.0#	3291	44
140.0#	2164	55

## OPTIONS

### California TB133 Fire Safety Code

The above seating products can be manufactured using the appropriate flame-retardant materials and fabric selections for compliance to California Technical Bulletin 133. See pricing column for upcharge. Please contact KI customer service for fabric compliance.

## SPECIAL SERVICES

### Special Carton Marking

With specially marked information N/C



### Shipping

Shipped **k.d. freight prepaid f.o.b. Green Bay, Wisconsin 54302** factory. Freight class #70.

Specifications and prices are subject to change without prior notice.

# Grazie® Tandem

Multiple Seating

	Features	MODEL NUMBER								Approx. Packaged Weight
		Basic Model	Corner Table Connection	Frame Color	Seat & Back Color	Surface Finish	Edge Color	Fire Code	Upholstery Color	
 <p>GT1U GT2U GT3U GT4U GT5U</p> <p><b>Upholstered Seat - No Arms</b></p> <p>• Optional in-line tables</p>	1 Seat, 0 In-Line Table	GT1NAU/S1/IT0	□□	□□	□□□			□□□	□□□□□	35.0#
	1 Seat, 1 In-Line Table	GT2NAU/S1/IT1	□□	□□	□□□	□□□	□□□	□□□	□□□□□	46.0#
	2 Seat, 0 In-Line Table	GT2NAU/S2/IT0	□□	□□	□□□			□□□	□□□□□	55.0#
	2 Seat, 1 In-Line Table	GT3NAU/S2/IT1	□□	□□	□□□	□□□	□□□	□□□	□□□□□	69.0#
	3 Seat, 0 In-Line Table	GT3NAU/S3/IT0	□□	□□	□□□			□□□	□□□□□	75.0#
	3 Seat, 1 In-Line Table	GT4NAU/S3/IT1	□□	□□	□□□	□□□	□□□	□□□	□□□□□	89.0#
	4 Seat, 0 In-Line Table	GT4NAU/S4/IT0	□□	□□	□□□			□□□	□□□□□	99.0#
	3 Seat, 2 In-Line Tables	GT5NAU/S3/IT2	□□	□□	□□□	□□□	□□□	□□□	□□□□□	108.0#
	4 Seat, 1 In-Line Table	GT5NAU/S4/IT1	□□	□□	□□□	□□□	□□□	□□□	□□□□□	114.0#
	5 Seat, 0 In-Line Table	GT5NAU/S5/IT0	□□	□□	□□□			□□□	□□□□□	120.0#
 <p>GT1U GT2U GT3U GT4U GT5U</p> <p><b>Upholstered Seat - End Arms Only</b></p> <p>• Optional in-line tables</p>	1 Seat, 0 In-Line Table	GT1EAU/S1/IT0	□□	□□	□□□			□□□	□□□□□	40.0#
	1 Seat, 1 In-Line Table	GT2EAU/S1/IT1	□□	□□	□□□	□□□	□□□	□□□	□□□□□	54.0#
	2 Seat, 0 In-Line Table	GT2EAU/S2/IT0	□□	□□	□□□			□□□	□□□□□	57.0#
	2 Seat, 1 In-Line Table	GT3EAU/S2/IT1	□□	□□	□□□	□□□	□□□	□□□	□□□□□	65.0#
	3 Seat, 0 In-Line Table	GT3EAU/S3/IT0	□□	□□	□□□			□□□	□□□□□	74.0#
	3 Seat, 1 In-Line Table	GT4EAU/S3/IT1	□□	□□	□□□	□□□	□□□	□□□	□□□□□	80.0#
	4 Seat, 0 In-Line Table	GT4EAU/S4/IT0	□□	□□	□□□			□□□	□□□□□	91.0#
	3 Seat, 2 In-Line Tables	GT5EAU/S3/IT2	□□	□□	□□□	□□□	□□□	□□□	□□□□□	99.0#
	4 Seat, 1 In-Line Table	GT5EAU/S4/IT1	□□	□□	□□□	□□□	□□□	□□□	□□□□□	110.0#
	5 Seat, 0 In-Line Table	GT5EAU/S5/IT0	□□	□□	□□□			□□□	□□□□□	115.0#
			<b>A</b>	<b>B</b>	<b>C</b>	<b>D</b>	<b>E</b>	<b>F</b>	<b>G</b>	<b>H</b>

## HOW TO ORDER

Indicate the following information on order form:

- Quantity of each item.
- Model number, including options. See "How To Build a Model Number".
- Any special service required.

Note: • The □ indicates that a choice is required.

- The absence of the □ indicates that no choice is required.
- Alpha-numeric characters in place of □ indicate that no other alternatives are available.

## HOW TO BUILD A MODEL NUMBER

**A** Select basic model.

**B** Select corner table connection.

- NC** - No corner table  
**L** - Unit connects to one corner table  
**LL** - Unit connects to two corner tables

**C** Select frame color.

Refer to color addendum at [ki.com](http://ki.com) or KI Fabrics & Finishes binder.

**D** Select seat/back color.

Refer to color addendum at [ki.com](http://ki.com) or KI Fabrics & Finishes binder.

**E** Select surface finish for table.

Refer to color addendum at [ki.com](http://ki.com) or KI Fabrics & Finishes binder.

**F** Select table edge color.

Refer to color addendum at [ki.com](http://ki.com) or KI

Fabrics & Finishes binder.

**G** Select fire code.

- FR** - Compliance to TB 133  
**NFR** - Compliance to TB 117-2013  
 See pricing column for TB133 upcharge.

**H** Select upholstery grade/color.

Refer to color addendum at [ki.com](http://ki.com) or KI Fabrics & Finishes binder.





Delivered Pricing Fabric Grade 1 & C.O.M.	Delivered Pricing Fabric Grade 2	Delivered Pricing Fabric Grade 3	Delivered Pricing C.O.V.	Delivered Pricing Vinyl Group 2	Delivered Pricing Pallas Fabric Group P0	Delivered Pricing Pallas Fabric Group P1	Delivered Pricing Pallas Fabric Group P2	Delivered Pricing Pallas Fabric Group P3	Delivered Pricing Pallas Fabric Group P4	TB133 add to list price
\$ 621	\$ 629	\$ 647	\$ 621	\$ 647	\$ 680	\$ 691	\$ 706	\$ 725	\$ 752	\$ 70
1109	1117	1150	1109	1150	1168	1179	1195	1213	1239	70
929	937	966	929	966	978	1000	1015	1033	1061	140
1725	1733	1785	1725	1785	1773	1795	1810	1829	1856	140
1203	1212	1248	1203	1248	1242	1274	1289	1308	1334	209
2274	2282	2351	2274	2351	2312	2345	2360	2378	2406	209
1417	1425	1468	1417	1468	1443	1487	1503	1521	1548	278
3345	3353	3453	3345	3453	3382	3415	3430	3449	3476	209
2701	2709	2790	2701	2790	2727	2771	2786	2805	2832	278
1813	1820	1875	1813	1875	1828	1882	1899	1916	1943	348

\$ 761	\$ 768	\$ 791	\$ 761	\$ 791	\$ 820	\$ 831	\$ 847	\$ 864	\$ 892	\$ 70
1389	1396	1439	1389	1439	1448	1458	1474	1492	1519	70
1027	1034	1065	1027	1065	1075	1097	1112	1130	1158	140
1919	1927	1985	1919	1985	1967	1989	2005	2023	2050	140
1301	1309	1348	1301	1348	1339	1371	1386	1405	1432	209
2469	2478	2552	2469	2552	2507	2540	2555	2573	2600	209
1561	1569	1615	1561	1615	1587	1631	1646	1664	1692	278
3637	3645	3754	3637	3754	3674	3707	3722	3741	3768	209
2989	2996	3086	2989	3086	3015	3059	3074	3092	3120	278
1988	1997	2057	1988	2057	2005	2059	2074	2093	2120	348

## OPTIONS

### California TB133 Fire Safety Code

The above seating products can be manufactured using the appropriate flame-retardant materials and fabric selections for compliance to California Technical Bulletin 133. See pricing column for upcharge. Please contact KI customer service for fabric compliance.

## SPECIAL SERVICES

### Special Carton Marking

With specially marked information N/C

### Shipping

Shipped **k.d. freight prepaid f.o.b. Green Bay, Wisconsin 54302** factory. Freight class #70.

Specifications and prices are subject to change without prior notice.

## HOW TO ORDER

1. Quantity of each item.
2. Model number, including options. See "How To Build a Model Number".
3. Any special service required.

Note:

- The ☐ indicates that a choice is required.
- The absence of the ☐ indicates that no choice is required.
- Alpha-numeric characters in place of ☐ indicate that no other alternatives are available.

## Fabrics & Finishes binder.

- A** Select basic model.

**B** Select corner table connection.

<b>NC</b>	- No corner table
<b>L</b>	- Unit connects to one corner table
<b>LL</b>	- Unit connects to two corner tables

**C** Select frame color.  
Refer to color addendum at [ki.com](http://ki.com) or KI Fabrics & Finishes binder.

**D** Select seat/back color.  
Refer to color addendum at [ki.com](http://ki.com) or KI Fabrics & Finishes binder.

**E** Select surface finish for table.  
Refer to color addendum at [ki.com](http://ki.com) or KI Fabrics & Finishes binder.

**F** Select table edge color.  
Refer to color addendum at [ki.com](http://ki.com) or KI

**G** Select fire code.

<b>FR</b>	- Compliance to TB 133
<b>NFR</b>	- Compliance to TB 117-2013

See pricing column for TB133 upcharge.

**H** Select upholstery grade/color.  
Refer to color addendum at [ki.com](http://ki.com) or KI Fabrics & Finishes binder.



Delivered Pricing Fabric Grade 1 & C.O.M.	Delivered Pricing Fabric Grade 2	Delivered Pricing Fabric Grade 3	Delivered Pricing C.O.V.	Delivered Pricing Vinyl Group 2	Delivered Pricing Pallas Fabric Group P0	Delivered Pricing Pallas Fabric Group P1	Delivered Pricing Pallas Fabric Group P2	Delivered Pricing Pallas Fabric Group P3	Delivered Pricing Pallas Fabric Group P4	TB133 add to list price
\$ 761	\$ 768	\$ 791	\$ 761	\$ 791	\$ 820	\$ 831	\$ 847	\$ 864	\$ 892	\$ 70
1389	1396	1439	1389	1439	1448	1458	1474	1492	1519	70
1090	1098	1131	1090	1131	1138	1160	1176	1194	1221	140
2047	2055	2117	2047	2117	2095	2117	2132	2151	2178	140
1429	1437	1479	1429	1479	1466	1499	1514	1533	1560	209
2724	2732	2814	2724	2814	2762	2795	2810	2829	2855	209
1752	1760	1813	1752	1813	1779	1822	1838	1856	1884	278
4020	4028	4149	4020	4149	4057	4090	4105	4123	4151	209
3371	3379	3480	3371	3480	3398	3441	3456	3475	3502	278
2243	2252	2320	2243	2320	2260	2314	2329	2348	2375	348
\$ 662	\$ 669	\$ 689	\$ 662	\$ 689	\$ 720	\$ 731	\$ 747	\$ 765	\$ 792	\$ 99
1149	1158	1191	1149	1191	1209	1220	1235	1254	1280	99
969	978	1007	969	1007	1018	1040	1055	1074	1101	198
1766	1773	1827	1766	1827	1814	1836	1851	1869	1897	198
1244	1252	1289	1244	1289	1282	1315	1330	1348	1374	298
2314	2323	2393	2314	2393	2352	2385	2400	2419	2446	298
1457	1465	1510	1457	1510	1483	1527	1543	1562	1588	397
3386	3393	3495	3386	3495	3423	3455	3471	3489	3516	298
2741	2749	2832	2741	2832	2768	2811	2827	2845	2872	397
1853	1861	1917	1853	1917	1868	1923	1939	1957	1984	496

## OPTIONS

### California TB133 Fire Safety Code

The above seating products can be manufactured using the appropriate flame-retardant materials and fabric selections for compliance to California Technical Bulletin 133. See pricing column for upcharge. Please contact KI customer service for fabric compliance.

## SPECIAL SERVICES

### Special Carton Marking

With specially marked information N/C

### Shipping

Shipped **k.d. freight prepaid f.o.b. Green Bay, Wisconsin 54302** factory. Freight class #70.

Specifications and prices are subject to change without prior notice.

## HOW TO ORDER

1. Quantity of each item.
2. Model number, including options. See "How To Build a Model Number".
3. Any special service required.

Note:

- The ☐ indicates that a choice is required.
- The absence of the ☐ indicates that no choice is required.
- Alpha-numeric characters in place of ☐ indicate that no other alternatives are available.

## Fabrics & Finishes binder.

- A** Select basic model.

**B** Select corner table connection.

<b>NC</b>	- No corner table
<b>L</b>	- Unit connects to one corner table
<b>LL</b>	- Unit connects to two corner tables

**C** Select frame color.  
Refer to color addendum at ki.com or KI Fabrics & Finishes binder.

**D** Select seat/back color.  
Refer to color addendum at ki.com or KI Fabrics & Finishes binder.

**E** Select surface finish for table.  
Refer to color addendum at ki.com or KI Fabrics & Finishes binder.

**F** Select table edge color.  
Refer to color addendum at ki.com or KI

**G** Select fire code.

<b>FR</b>	- Compliance to TB 133
<b>NFR</b>	- Compliance to TB 117-2013

See pricing column for TB133 upcharge.

**H** Select upholstery grade/color.  
Refer to color addendum at ki.com or KI Fabrics & Finishes binder.



Delivered Pricing Fabric Grade 1 & C.O.M.	Delivered Pricing Fabric Grade 2	Delivered Pricing Fabric Grade 3	Delivered Pricing C.O.V.	Delivered Pricing Vinyl Group 2	Delivered Pricing Pallas Fabric Group P0	Delivered Pricing Pallas Fabric Group P1	Delivered Pricing Pallas Fabric Group P2	Delivered Pricing Pallas Fabric Group P3	Delivered Pricing Pallas Fabric Group P4	TB133 add to list price
\$ 801	\$ 809	\$ 834	\$ 801	\$ 834	\$ 860	\$ 871	\$ 887	\$ 906	\$ 932	\$ 99
1429	1437	1480	1429	1480	1488	1499	1515	1533	1560	99
1067	1075	1106	1067	1106	1115	1137	1152	1171	1198	198
1960	1967	2026	1960	2026	2008	2030	2045	2063	2091	198
1342	1349	1390	1342	1390	1379	1412	1427	1445	1473	298
2509	2518	2593	2509	2593	2547	2580	2595	2614	2640	298
1601	1609	1658	1601	1658	1627	1671	1686	1705	1732	397
3678	3685	3796	3678	3796	3715	3747	3763	3781	3808	298
3029	3037	3128	3029	3128	3055	3099	3114	3133	3160	397
2028	2037	2098	2028	2098	2045	2099	2115	2133	2160	496
\$ 801	\$ 809	\$ 834	\$ 801	\$ 834	\$ 860	\$ 871	\$ 887	\$ 906	\$ 932	\$ 99
1429	1437	1480	1429	1480	1488	1499	1515	1533	1560	99
1130	1138	1173	1130	1173	1178	1200	1216	1234	1261	198
2087	2095	2158	2087	2158	2135	2157	2172	2191	2218	198
1469	1477	1522	1469	1522	1506	1539	1554	1573	1600	298
2764	2772	2856	2764	2856	2802	2835	2850	2869	2895	298
1792	1801	1854	1792	1854	1819	1863	1878	1897	1924	397
4060	4068	4190	4060	4190	4097	4130	4145	4164	4191	298
3412	3419	3522	3412	3522	3438	3481	3497	3515	3543	397
2284	2292	2361	2284	2361	2300	2354	2370	2388	2415	496

## OPTIONS

### California TB133 Fire Safety Code

The above seating products can be manufactured using the appropriate flame-retardant materials and fabric selections for compliance to California Technical Bulletin 133. See pricing column for upcharge. Please contact KI customer service for fabric compliance.

## SPECIAL SERVICES

### Special Carton Marking

With specially marked information N/C


### Shipping

Shipped **k.d. freight prepaid f.o.b. Green Bay, Wisconsin 54302** factory. Freight class #70.

Specifications and prices are subject to change without prior notice.

# Grazie® Tandem

Multiple Seating

			MODEL NUMBER				Approx. Packaged Weight
			Basic Model	Frame Color	Surface Finish	Edge Color	
 TTCT	<b>Corner Table</b> <ul style="list-style-type: none"><li>• Number of tables per arrangement</li><li>• Plastic laminate with vinyl bullnose edge</li><li>• For mounting modular units at a 90° angle</li><li>• Two required for U-shaped configuration</li><li>• One required for L-shaped configuration</li></ul>	Connects 1 Unit	TTCT/LO	<input type="checkbox"/> <input type="checkbox"/>	<input type="checkbox"/> <input type="checkbox"/> <input type="checkbox"/> <input type="checkbox"/>	<input type="checkbox"/> <input type="checkbox"/> <input type="checkbox"/> <input type="checkbox"/>	40.0#
		Connects 2 Units	TTCT/LC	<input type="checkbox"/> <input type="checkbox"/>	<input type="checkbox"/> <input type="checkbox"/> <input type="checkbox"/> <input type="checkbox"/>	<input type="checkbox"/> <input type="checkbox"/> <input type="checkbox"/> <input type="checkbox"/>	36.0#
HRDPT	<b>Back Ganging Bar</b> <ul style="list-style-type: none"><li>• Connects 2 units back-to-back</li><li>• Powder coated to match base</li><li>• Sold in pairs</li></ul>		DOP.GANG	<input type="checkbox"/> <input type="checkbox"/>			8.0#
			<b>A</b>	<b>B</b>	<b>C</b>	<b>D</b>	

## HOW TO ORDER

Indicate the following information on order form:

1. Quantity of each item.
2. Model number, including options. See “How To Build a Model Number”.
3. Any special service required.

Note:

- The ☐ indicates that a choice is required.
- The absence of the ☐ indicates that no choice is required.
- Alpha-numeric characters in place of ☐ indicate that no other alternatives are available.

## HOW TO BUILD A MODEL NUMBER

- A** Select basic model.
- B** Select frame color.  
Refer to color addendum at [ki.com](#) or KI Fabrics & Finishes binder.
- C** Select surface finish for table.  
Refer to color addendum at [ki.com](#) or KI Fabrics & Finishes binder.
- D** Select table edge color.  
Refer to color addendum at [ki.com](#) or KI Fabrics & Finishes binder.



Delivered Pricing	
\$	604
	604
\$	209

# Perth®

General Information



Perth® (Traditional)

Dimensions	
Overall width	23-1/2"
Overall depth	26"
Overall height	34"

SPECIFICATIONS

**Complimentary Furniture**  
The following guest chairs offer complimentary furniture that creates continuity and a cohesive look throughout a facility. These complimentary pieces can be found in other sections of the KI price list.

**Flex™**  
FLEX - Flex Healthcare Seating, Flex Occasional Tables

LARESTA FREESTANDING - LaResta® Day Bed

**Perth®**  
Perth® - Perth® Healthcare Seating  
LARESTA FREESTANDING - LaResta® DayBed

**Soltice®**  
Soltice® - Soltice® Healthcare Seating, Soltice® Guest Seating, Soltice® Lounge Seating

LARESTA FREESTANDING - LaResta® DayBed

**Three®**  
THREE - Three Healthcare Seating, Three Lounge Seating

UPHOLSTERY INFORMATION

**C.O.M. Fabric**  
For C.O.M. fabric sent to KI-High Point on multiple rolls, add an additional yard of fabric per roll to the yardage requirements. Multiple rolls have shorter pieces of fabric on them and do not allow nesting and stacking of the fabric to achieve the best yield as is done with one large roll. This results in yardage shortages and requests for additional fabric from the client, which can hold up the order. For each roll that is sent, one yard needs to be added and needs to be added to one of the rolls, not separately.

**Fabric Disclaimer**  
Fabric will be applied as swatched by the fabric manufacturer. Fabric that is required to be applied differently than is swatched will need a Special Cost Request written specifying the direction the fabric is to be applied. The posted standard lead time will apply to the Special Cost Request.

FINISH INFORMATION

**SPECIAL FINISH MATCHES**  
KI can match special finish requests at an upcharge of \$70 List per item, up to 12 or a maximum charge of \$840 List per order per color. Special finish requests must be sent to your KI customer service representative.

Upon receipt from KI, the finishing department will prepare a "strike-off" which will be sent to the customer for approval.

The approval form accompanying the strike-off should be faxed to your KI customer service representative. Upon receipt of the signed approval form, KI will proceed with the order. Disapproved samples may be sent back to KI directly with an explanation of disapproval. A Special Finish Number (SFN) will be assigned to this finish sample for future reference or reorders







#### INFORMATION

**Warranty**

Refer to KI Terms & Conditions document or  
visit [ki.com](http://ki.com)

# Perth®

## Multiple Seating

			MODEL NUMBER										
			Basic Model	Left Connect	Right Connect	Non-Contrast or Fabric Contrast 1	Fabric Contrast 2	Wood Finish	TB133	Moisture Barrier	Arm Cap	Casters	
 <p>PRTH <b>One Seat (Open Arm)</b></p> <ul style="list-style-type: none"> <li>1 = Back (Fabric Contrast 1) C.O.M. = 1.5 yd</li> <li>2 = Seat (Fabric Contrast 2) C.O.M. = 1 yd</li> </ul>	Non-contrast	2 yd	POC/NC	<input type="checkbox"/>	<input type="checkbox"/>	<input type="checkbox"/>		<input type="checkbox"/>	<input type="checkbox"/>	<input type="checkbox"/>	<input type="checkbox"/>	<input type="checkbox"/>	
	Contrast		POC/FC	<input type="checkbox"/>	<input type="checkbox"/>	<input type="checkbox"/>	<input type="checkbox"/>	<input type="checkbox"/>	<input type="checkbox"/>	<input type="checkbox"/>	<input type="checkbox"/>	<input type="checkbox"/>	
 <p>PRTH <b>One Seat (Closed Arm)</b></p> <ul style="list-style-type: none"> <li>1 = Back and arms (Fabric Contrast 1) C.O.M. = 2.5 yd</li> <li>2 = Seat (Fabric Contrast 2) C.O.M. = 1 yd</li> </ul>	Non-contrast	3.5 yd	PPC/NC	<input type="checkbox"/>	<input type="checkbox"/>	<input type="checkbox"/>		<input type="checkbox"/>		<input type="checkbox"/>	<input type="checkbox"/>	<input type="checkbox"/>	
	Contrast		PPC/FC	<input type="checkbox"/>	<input type="checkbox"/>	<input type="checkbox"/>	<input type="checkbox"/>	<input type="checkbox"/>		<input type="checkbox"/>	<input type="checkbox"/>	<input type="checkbox"/>	
			<b>A</b>	<b>B</b>	<b>C</b>	<b>D</b>	<b>E</b>	<b>F</b>	<b>G</b>	<b>H</b>	<b>I</b>	<b>J</b>	

### HOW TO ORDER

Indicate the following information on order form:

- Quantity of each item.
- Model number, including options. See "How To Build a Model Number".
- Any special service required.

Note: • The ☐ indicates that a choice is required.

- The absence of the ☐ indicates that no choice is required.
- Alpha-numeric characters in place of ☐ indicate that no other alternatives are available.

### HOW TO BUILD A MODEL NUMBER

**A** Select basic model.

**B** Select LEFT facing arm connector.

**LC** - Left facing chair connectors

**LT** - Left facing table connectors

Arm connection is on Right side when seated.

**C** Select RIGHT facing arm connector.

**RC** - Right facing chair connectors

**RT** - Right facing table connectors

Arm connection is on Left side when seated.

**D** Select non-contrast or fabric contrast 1.

Refer to color addendum at ki.com or KI Fabrics & Finishes binder.

**E** Select fabric contrast 2.

Refer to color addendum at ki.com or KI Fabrics & Finishes binder.

**F** Select wood finish color.

Refer to color addendum at ki.com or KI Fabrics & Finishes binder.  
For Kensington Maple add upcharge.

**G** Select fire code.

**NFR** - Compliance to TB 117-2013

**FR** - Compliance to TB 133

See pricing column for TB133 upcharge.  
Not available on closed arm models.

**H** Select moisture barrier.

**NMB** - No moisture barrier

**MB** - Moisture barrier

See pricing column for moisture barrier upcharge.

**I** Select armcaps.

**WAC** - Wood armcaps (pair)

**PAC** - Black poly; add \$135

Upcharge for two armcaps.

**J** Select casters.

**NCST** - No casters

**FCST** - Casters-front only; add \$141

**RCST** - Casters-back only; add \$141

**FRCST** - Casters-front and back; add \$141



Specifications and prices are subject to change without prior notice.

Model			
POC/NC	\$50	POC/FC	\$50
PPC/NC	\$50	PPC/FC	\$50
POCC/NC	\$73	POCC/FC	\$73
PPCC/NC	\$73	PPCC/FC	\$73
POCCC/NC	\$98	POCCC/FC	\$98
PPCCC/NC	\$98	PPCCC/FC	\$98
P033/NC	\$50	P033/FC	\$50
PP33/NC	\$50	PP33/FC	\$50

Specifications and prices are subject to change without prior notice.

# Perth®

## Multiple Seating

			MODEL NUMBER									
Features		COM	Basic Model	Left Connect	Right Connect	Non-Contrast or Fabric Contrast 1	Fabric Contrast 2	Wood Finish	TB133	Moisture Barrier	Arm Cap	
 <p>PRTH <b>Three Seat (Open Arm)</b></p> <ul style="list-style-type: none"> <li>1 = Back (Fabric Contrast 1) C.O.M. = 3.25 yd</li> <li>2 = Seat (Fabric Contrast 2) C.O.M. = 2 yd</li> </ul>	Non-contrast	5 yd	POCCC/NC	<input type="checkbox"/>	<input type="checkbox"/>	<input type="checkbox"/> <input type="checkbox"/> <input type="checkbox"/> <input type="checkbox"/>		<input type="checkbox"/> <input type="checkbox"/> <input type="checkbox"/>	<input type="checkbox"/> <input type="checkbox"/> <input type="checkbox"/>	<input type="checkbox"/> <input type="checkbox"/> <input type="checkbox"/>	<input type="checkbox"/> <input type="checkbox"/> <input type="checkbox"/>	
	Contrast		POCCC/FC	<input type="checkbox"/>	<input type="checkbox"/>	<input type="checkbox"/> <input type="checkbox"/> <input type="checkbox"/> <input type="checkbox"/>	<input type="checkbox"/> <input type="checkbox"/> <input type="checkbox"/> <input type="checkbox"/>	<input type="checkbox"/> <input type="checkbox"/> <input type="checkbox"/>	<input type="checkbox"/> <input type="checkbox"/> <input type="checkbox"/>	<input type="checkbox"/> <input type="checkbox"/> <input type="checkbox"/>	<input type="checkbox"/> <input type="checkbox"/> <input type="checkbox"/>	
 <p>PRTH <b>Three Seat (Closed Arm)</b></p> <ul style="list-style-type: none"> <li>1 = Back and arms (Fabric Contrast 1) C.O.M. = 6 yd</li> <li>2 = Seat (Fabric Contrast 2) C.O.M. = 2 yd</li> </ul>	Non-contrast	7.5 yd	PPCCC/NC	<input type="checkbox"/>	<input type="checkbox"/>	<input type="checkbox"/> <input type="checkbox"/> <input type="checkbox"/> <input type="checkbox"/>		<input type="checkbox"/> <input type="checkbox"/> <input type="checkbox"/>		<input type="checkbox"/> <input type="checkbox"/> <input type="checkbox"/>	<input type="checkbox"/> <input type="checkbox"/> <input type="checkbox"/>	
	Contrast		PPCCC/FC	<input type="checkbox"/>	<input type="checkbox"/>	<input type="checkbox"/> <input type="checkbox"/> <input type="checkbox"/> <input type="checkbox"/>	<input type="checkbox"/> <input type="checkbox"/> <input type="checkbox"/> <input type="checkbox"/>	<input type="checkbox"/> <input type="checkbox"/> <input type="checkbox"/>		<input type="checkbox"/> <input type="checkbox"/> <input type="checkbox"/>	<input type="checkbox"/> <input type="checkbox"/> <input type="checkbox"/>	
			<b>A</b>	<b>B</b>	<b>C</b>	<b>D</b>	<b>E</b>	<b>F</b>	<b>G</b>	<b>H</b>	<b>I</b>	

### HOW TO ORDER

Indicate the following information on order form:

- Quantity of each item.
- Model number, including options. See "How To Build a Model Number".
- Any special service required.

Note: • The ☐ indicates that a choice is required.

- The absence of the ☐ indicates that no choice is required.
- Alpha-numeric characters in place of ☐ indicate that no other alternatives are available.

### HOW TO BUILD A MODEL NUMBER

**A** Select basic model.

**B** Select LEFT facing arm connector.

**LC** - Left facing chair connectors

**LT** - Left facing table connectors

Arm connection is on Right side when seated.

**C** Select RIGHT facing arm connector.

**RC** - Right facing chair connectors

**RT** - Right facing table connectors

Arm connection is on Left side when seated.

**D** Select non-contrast or fabric contrast 1.

Refer to color addendum at ki.com or KI Fabrics & Finishes binder.

**E** Select fabric contrast 2.

Refer to color addendum at ki.com or KI Fabrics & Finishes binder.

**F** Select wood finish color.

Refer to color addendum at ki.com or KI Fabrics & Finishes binder.  
For Kensington Maple add upcharge.

**G** Select fire code.

**NFR** - Compliance to TB 117-2013

**FR** - Compliance to TB 133

See pricing column for TB133 upcharge.

Not available on closed arm models.

**H** Select moisture barrier.

**NMB** - No moisture barrier

**MB** - Moisture barrier

See pricing column for moisture barrier upcharge.

**I** Select armcaps.

**WAC** - Wood armcaps (pair)

**PAC** - Black poly; add \$270

Upcharge for four armcaps.

### KENSINGTON MAPLE UPCHARGE

**Kensington Maple Construction**  
Kensington Maple requires extended leadtimes.

Model

POC/NC	\$50	POC/FC	\$50
PPC/NC	\$50	PPC/FC	\$50
POCC/NC	\$73	POCC/FC	\$73
PPCC/NC	\$73	PPCC/FC	\$73
POCCC/NC	\$98	POCCC/FC	\$98
PPCCC/NC	\$98	PPCCC/FC	\$98
PO33/NC	\$50	PO33/FC	\$50
PP33/NC	\$50	PP33/FC	\$50

Specifications and prices are subject to change without prior notice.

Model			
POC/NC	\$50	POC/FC	\$50
PPC/NC	\$50	PPC/FC	\$50
POCC/NC	\$73	POCC/FC	\$73
PPCC/NC	\$73	PPCC/FC	\$73
POCCC/NC	\$98	POCCC/FC	\$98
PPCCC/NC	\$98	PPCCC/FC	\$98
P033/NC	\$50	P033/FC	\$50
PP33/NC	\$50	PP33/FC	\$50

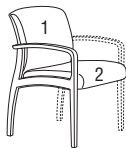
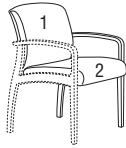




	Approx. Packaged Weight	Grade C.O.M.	Grade C	Grade D	Grade E & C.O.L.	Grade F	Grade G	Grade H	Grade I	Grade J	Grade K	Grade L Leather	Grade M Leather	TB133 add to list price	Moisture Barrier add to list price
	88.0#	\$ 1443	\$ 1488	\$ 1534	\$ 1585	\$ 1723	\$ 1826	\$ 1898	\$ 2045	\$ 2231	\$ 2397	\$ 2583	\$ 2984	\$ 270	\$ 174
	88.0#	1530	1574	1622	1673	1810	1913	1986	2131	2318	2485	2671	3072	270	174

# Perth®

## Multiple Seating

			MODEL NUMBER									
	Features	COM	Basic Model	Left Connect	Right Connect	Non-Contrast or Fabric Contrast 1	Fabric Contrast 2	Wood Finish	TB133	Moisture Barrier	Arm Cap	
	Non-contrast	2 yd	POACL/NC	<input type="checkbox"/>		<input type="checkbox"/> <input type="checkbox"/> <input type="checkbox"/> <input type="checkbox"/>		<input type="checkbox"/> <input type="checkbox"/> <input type="checkbox"/>	<input type="checkbox"/> <input type="checkbox"/> <input type="checkbox"/>	<input type="checkbox"/> <input type="checkbox"/> <input type="checkbox"/>	<input type="checkbox"/> <input type="checkbox"/> <input type="checkbox"/>	
	Contrast		POACL/FC	<input type="checkbox"/>		<input type="checkbox"/> <input type="checkbox"/> <input type="checkbox"/> <input type="checkbox"/>	<input type="checkbox"/> <input type="checkbox"/> <input type="checkbox"/> <input type="checkbox"/>	<input type="checkbox"/> <input type="checkbox"/> <input type="checkbox"/>	<input type="checkbox"/> <input type="checkbox"/> <input type="checkbox"/>	<input type="checkbox"/> <input type="checkbox"/> <input type="checkbox"/>	<input type="checkbox"/> <input type="checkbox"/> <input type="checkbox"/>	
PRAS												
One Seat Add-on Unit-Left (Open Arm)												
<ul style="list-style-type: none"><li>1 = Back (Fabric Contrast 1) C.O.M. = 1.5 yd</li><li>2 = Seat (Fabric Contrast 2) C.O.M. = 1 yd</li></ul>												
	Non-contrast	2 yd	POACR/NC		<input type="checkbox"/>	<input type="checkbox"/> <input type="checkbox"/> <input type="checkbox"/> <input type="checkbox"/>		<input type="checkbox"/> <input type="checkbox"/> <input type="checkbox"/>	<input type="checkbox"/> <input type="checkbox"/> <input type="checkbox"/>	<input type="checkbox"/> <input type="checkbox"/> <input type="checkbox"/>	<input type="checkbox"/> <input type="checkbox"/> <input type="checkbox"/>	
	Contrast		POACR/FC		<input type="checkbox"/>	<input type="checkbox"/> <input type="checkbox"/> <input type="checkbox"/> <input type="checkbox"/>	<input type="checkbox"/> <input type="checkbox"/> <input type="checkbox"/> <input type="checkbox"/>	<input type="checkbox"/> <input type="checkbox"/> <input type="checkbox"/>	<input type="checkbox"/> <input type="checkbox"/> <input type="checkbox"/>	<input type="checkbox"/> <input type="checkbox"/> <input type="checkbox"/>	<input type="checkbox"/> <input type="checkbox"/> <input type="checkbox"/>	
PRAS												
One Seat Add-on Unit-Right (Open Arm)												
<ul style="list-style-type: none"><li>1 = Back (Fabric Contrast 1) C.O.M. = 1.5 yd</li><li>2 = Seat (Fabric Contrast 2) C.O.M. = 1 yd</li></ul>												
			A	B	C	D	E	F	G	H	I	

### HOW TO ORDER

Indicate the following information on order form:

- Quantity of each item.
- Model number, including options. See "How To Build a Model Number".
- Any special service required.

Note: • The ☐ indicates that a choice is required.

- The absence of the ☐ indicates that no choice is required.
- Alpha-numeric characters in place of ☐ indicate that no other alternatives are available.

### HOW TO BUILD A MODEL NUMBER

**A** Select basic model.

**B** Select LEFT facing arm connector.

**C** - Chair  
**T** - Table

Arm connection is on Right side when seated.

**C** Select RIGHT facing arm connector.

**C** - Chair  
**T** - Table

Arm connection is on Left side when seated.

**D** Select non-contrast or fabric contrast 1. Refer to color addendum at ki.com or KI Fabrics & Finishes binder.

**E** Select fabric contrast 2. Refer to color addendum at ki.com or KI Fabrics & Finishes binder.

**F** Select wood finish color.

Refer to color addendum at ki.com or KI Fabrics & Finishes binder. For Kensington Maple add upcharge.

**G** Select fire code.

**NFR** - Compliance to TB 117-2013

**FR** - Compliance to TB 133  
See pricing column for TB133 upcharge.

**H** Select moisture barrier.

**NMB** - No moisture barrier  
**MB** - Moisture barrier

See pricing column for moisture barrier upcharge.

**I** Select armcaps.

**WAC** - Wood armcaps (pair)  
**PAC** - Black poly; add \$66

Upcharge for one armcap.

### KENSINGTON MAPLE UPCHARGE

**Kensington Maple Construction**  
Kensington Maple requires extended leadtimes.

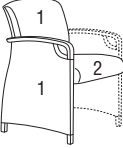
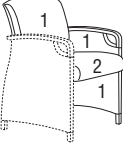
Model

POACL/NC	\$24	POACL/FC	\$24
POACR/NC	\$24	POACR/FC	\$24
PPACL/NC	\$24	PPACL/FC	\$24
PPACR/NC	\$24	PPACR/FC	\$24
POACCL/NC	\$50	POACCL/FC	\$50
POACCR/NC	\$50	POACCR/FC	\$50
PPACCL/NC	\$50	PPACCL/FC	\$50
PPACCR/NC	\$50	PPACCR/FC	\$50
POACCCCL/NC	\$73	POACCCCL/FC	\$73
POACCCCR/NC	\$73	POACCCCR/FC	\$73
PPACCCCL/NC	\$73	PPACCCCL/FC	\$73
PPACCCCR/NC	\$73	PPACCCCR/FC	\$73

Specifications and prices are subject to change without prior notice.

# Perth®

## Multiple Seating

	Features	COM	MODEL NUMBER								Approx. Packaged Weight
			Basic Model	Left Connect	Right Connect	Non-Contrast or Fabric Contrast 1	Fabric Contrast 2	Wood Finish	Moisture Barrier	Arm Cap	
 <p>PRAS</p> <p><b>One Seat Add-on Unit-Left (Closed Arm)</b></p> <ul style="list-style-type: none"> <li>1 = Back and arms (Fabric Contrast 1) C.O.M. = 2.5 yd</li> <li>2 = Seat (Fabric Contrast 2) C.O.M. = 1 yd</li> </ul>	Non-contrast	2.75 yd	PPACL/NC	<input type="checkbox"/>		<input type="checkbox"/> <input type="checkbox"/> <input type="checkbox"/> <input type="checkbox"/>		<input type="checkbox"/> <input type="checkbox"/> <input type="checkbox"/>	<input type="checkbox"/> <input type="checkbox"/> <input type="checkbox"/>	<input type="checkbox"/> <input type="checkbox"/> <input type="checkbox"/>	43.0#
	Contrast		PPACL/FC	<input type="checkbox"/>		<input type="checkbox"/> <input type="checkbox"/> <input type="checkbox"/> <input type="checkbox"/>	<input type="checkbox"/> <input type="checkbox"/> <input type="checkbox"/> <input type="checkbox"/>	<input type="checkbox"/> <input type="checkbox"/> <input type="checkbox"/>	<input type="checkbox"/> <input type="checkbox"/> <input type="checkbox"/>	<input type="checkbox"/> <input type="checkbox"/> <input type="checkbox"/>	43.0#
 <p>PRAS</p> <p><b>One Seat Add-on Unit-Right (Closed Arm)</b></p> <ul style="list-style-type: none"> <li>1 = Back and arms (Fabric Contrast 1) C.O.M. = 2.5 yd</li> <li>2 = Seat (Fabric Contrast 2) C.O.M. = 1 yd</li> </ul>	Non-contrast	2.75 yd	PPACR/NC		<input type="checkbox"/>	<input type="checkbox"/> <input type="checkbox"/> <input type="checkbox"/> <input type="checkbox"/>		<input type="checkbox"/> <input type="checkbox"/> <input type="checkbox"/>	<input type="checkbox"/> <input type="checkbox"/> <input type="checkbox"/>	<input type="checkbox"/> <input type="checkbox"/> <input type="checkbox"/>	43.0#
	Contrast		PPACR/FC		<input type="checkbox"/>	<input type="checkbox"/> <input type="checkbox"/> <input type="checkbox"/> <input type="checkbox"/>	<input type="checkbox"/> <input type="checkbox"/> <input type="checkbox"/> <input type="checkbox"/>	<input type="checkbox"/> <input type="checkbox"/> <input type="checkbox"/>	<input type="checkbox"/> <input type="checkbox"/> <input type="checkbox"/>	<input type="checkbox"/> <input type="checkbox"/> <input type="checkbox"/>	43.0#
			<b>A</b>	<b>B</b>	<b>C</b>	<b>D</b>	<b>E</b>	<b>F</b>	<b>G</b>	<b>H</b>	

### HOW TO ORDER

Indicate the following information on order form:

- Quantity of each item.
- Model number, including options. See "How To Build a Model Number".
- Any special service required.

Note: • The ☐ indicates that a choice is required.

- The absence of the ☐ indicates that no choice is required.
- Alpha-numeric characters in place of ☐ indicate that no other alternatives are available.

### HOW TO BUILD A MODEL NUMBER

**A** Select basic model.

**B** Select LEFT facing arm connector.

**C** - Chair

**T** - Table

Arm connection is on Right side when seated.

**C** Select RIGHT facing arm connector.

**C** - Chair

**T** - Table

Arm connection is on Left side when seated.

**D** Select non-contrast or fabric contrast 1. Refer to color addendum at ki.com or KI Fabrics & Finishes binder.

**E** Select fabric contrast 2. Refer to color addendum at ki.com or KI Fabrics & Finishes binder.

**F** Select wood finish color.

Refer to color addendum at ki.com or KI Fabrics & Finishes binder. For Kensington Maple add upcharge.

**G** Select moisture barrier.

**NMB** - No moisture barrier

**MB** - Moisture barrier

See pricing column for moisture barrier upcharge.

**H** Select armcaps.

**WAC** - Wood armcaps

**PAC** - Black poly; add \$66

Upcharge for one armcap.

### KENSINGTON MAPLE UPCHARGE

**Kensington Maple Construction**  
Kensington Maple requires extended leadtimes.

Model

POACL/NC	\$24	POACL/FC	\$24
POACR/NC	\$24	POACR/FC	\$24
PPACL/NC	\$24	PPACL/FC	\$24
PPACR/NC	\$24	PPACR/FC	\$24
POACCL/NC	\$50	POACCL/FC	\$50
POACCR/NC	\$50	POACCR/FC	\$50
PPACCL/NC	\$50	PPACCL/FC	\$50
PPACCR/NC	\$50	PPACCR/FC	\$50
POACCCCL/NC	\$73	POACCCCL/FC	\$73
POACCCCR/NC	\$73	POACCCCR/FC	\$73
PPACCCCL/NC	\$73	PPACCCCL/FC	\$73
PPACCCCR/NC	\$73	PPACCCCR/FC	\$73

Specifications and prices are subject to change without prior notice.

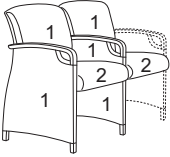
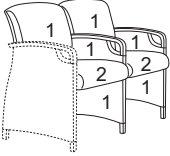
Model			
POACL/NC	\$24	POACL/FC	\$24
POACR/NC	\$24	POACR/FC	\$24
PPACL/NC	\$24	PPACL/FC	\$24
PPACR/NC	\$24	PPACR/FC	\$24
POACCL/NC	\$50	POACCL/FC	\$50
POACCR/NC	\$50	POACCR/FC	\$50
PPACCL/NC	\$50	PPACCL/FC	\$50
PPACCR/NC	\$50	PPACCR/FC	\$50
POACCL/NC	\$73	POACCL/FC	\$73
POACCR/NC	\$73	POACCR/FC	\$73
PPACCL/NC	\$73	PPACCL/FC	\$73
PPACCR/NC	\$73	PPACCR/FC	\$73



Approx. Packaged Weight	Grade C.O.M.	Grade C	Grade D	Grade E & C.O.L.	Grade F	Grade G	Grade H	Grade I	Grade J	Grade K	Grade L Leather	Grade M Leather	TB133 add to list price	Moisture Barrier add to list price
82.0#	\$ 1728	\$ 1761	\$ 1814	\$ 1878	\$ 1922	\$ 2008	\$ 2094	\$ 2203	\$ 2419	\$ 2632	\$ 2847	\$ 3280	\$ 349	\$ 210
82.0#	1803	1833	1888	1953	1996	2082	2168	2278	2492	2706	2923	3355	349	210

# Perth®

## Multiple Seating

	Features	COM	MODEL NUMBER								Approx. Packaged Weight
			Basic Model	Left Connect	Right Connect	Non-Contrast or Fabric Contrast 1	Fabric Contrast 2	Wood Finish	Moisture Barrier	Arm Cap	
 <p>PRAS <b>Two Seat Add-on Unit-Left (Closed Arm)</b></p> <ul style="list-style-type: none"> <li>1 = Back and arms (Fabric Contrast 1) C.O.M. = 3.75 yd</li> <li>2 = Seat (Fabric Contrast 2) C.O.M. = 1.5 yd</li> </ul>	Non-contrast	5 yd	PPACCL/NC	<input type="checkbox"/>		<input type="checkbox"/> <input type="checkbox"/> <input type="checkbox"/> <input type="checkbox"/>		<input type="checkbox"/> <input type="checkbox"/> <input type="checkbox"/> <input type="checkbox"/>	<input type="checkbox"/> <input type="checkbox"/> <input type="checkbox"/> <input type="checkbox"/>	<input type="checkbox"/> <input type="checkbox"/> <input type="checkbox"/> <input type="checkbox"/>	82.0#
	Contrast		PPACCL/FC	<input type="checkbox"/>		<input type="checkbox"/> <input type="checkbox"/> <input type="checkbox"/> <input type="checkbox"/>	<input type="checkbox"/> <input type="checkbox"/> <input type="checkbox"/> <input type="checkbox"/>	<input type="checkbox"/> <input type="checkbox"/> <input type="checkbox"/> <input type="checkbox"/>	<input type="checkbox"/> <input type="checkbox"/> <input type="checkbox"/> <input type="checkbox"/>	<input type="checkbox"/> <input type="checkbox"/> <input type="checkbox"/> <input type="checkbox"/>	82.0#
 <p>PRAS <b>Two Seat Add-on Unit-Right (Closed Arm)</b></p> <ul style="list-style-type: none"> <li>1 = Back and arms (Fabric Contrast 1) C.O.M. = 3.75 yd</li> <li>2 = Seat (Fabric Contrast 2) C.O.M. = 1.5 yd</li> </ul>	Non-contrast	5 yd	PPACCR/NC		<input type="checkbox"/>	<input type="checkbox"/> <input type="checkbox"/> <input type="checkbox"/> <input type="checkbox"/>		<input type="checkbox"/> <input type="checkbox"/> <input type="checkbox"/> <input type="checkbox"/>	<input type="checkbox"/> <input type="checkbox"/> <input type="checkbox"/> <input type="checkbox"/>	<input type="checkbox"/> <input type="checkbox"/> <input type="checkbox"/> <input type="checkbox"/>	82.0#
	Contrast		PPACCR/FC		<input type="checkbox"/>	<input type="checkbox"/> <input type="checkbox"/> <input type="checkbox"/> <input type="checkbox"/>	<input type="checkbox"/> <input type="checkbox"/> <input type="checkbox"/> <input type="checkbox"/>	<input type="checkbox"/> <input type="checkbox"/> <input type="checkbox"/> <input type="checkbox"/>	<input type="checkbox"/> <input type="checkbox"/> <input type="checkbox"/> <input type="checkbox"/>	<input type="checkbox"/> <input type="checkbox"/> <input type="checkbox"/> <input type="checkbox"/>	82.0#
			<b>A</b>	<b>B</b>	<b>C</b>	<b>D</b>	<b>E</b>	<b>F</b>	<b>G</b>	<b>H</b>	

### HOW TO ORDER

Indicate the following information on order form:

- Quantity of each item.
- Model number, including options. See "How To Build a Model Number".
- Any special service required.

Note: • The ☐ indicates that a choice is required.

- The absence of the ☐ indicates that no choice is required.
- Alpha-numeric characters in place of ☐ indicate that no other alternatives are available.

### HOW TO BUILD A MODEL NUMBER

**A** Select basic model.

**B** Select LEFT facing arm connector.

**C** - Chair

**T** - Table

Arm connection is on Right side when seated.

**C** Select RIGHT facing arm connector.

**C** - Chair

**T** - Table

Arm connection is on Left side when seated.

**D** Select non-contrast or fabric contrast 1. Refer to color addendum at ki.com or KI Fabrics & Finishes binder.

**E** Select fabric contrast 2. Refer to color addendum at ki.com or KI Fabrics & Finishes binder.

**F** Select wood finish color.

Refer to color addendum at ki.com or KI Fabrics & Finishes binder. For Kensington Maple add upcharge.

**G** Select moisture barrier.

**NMB** - No moisture barrier

**MB** - Moisture barrier

See pricing column for moisture barrier upcharge.

**H** Select armcaps.

**WAC** - Wood armcaps

**PAC** - Black poly; add \$135

Upcharge for two armcaps.

### KENSINGTON MAPLE UPCHARGE

**Kensington Maple Construction**  
Kensington Maple requires extended leadtimes.

Model


POACL/NC	\$24	POACL/FC	\$24
POACR/NC	\$24	POACR/FC	\$24
PPACL/NC	\$24	PPACL/FC	\$24
PPACR/NC	\$24	PPACR/FC	\$24
POACCL/NC	\$50	POACCL/FC	\$50
POACCR/NC	\$50	POACCR/FC	\$50
PPACCL/NC	\$50	PPACCL/FC	\$50
PPACCR/NC	\$50	PPACCR/FC	\$50
POACCLL/NC	\$73	POACCLL/FC	\$73
POACCLR/NC	\$73	POACCLR/FC	\$73
PPACCLL/NC	\$73	PPACCLL/FC	\$73
PPACCLR/NC	\$73	PPACCLR/FC	\$73



Specifications and prices are subject to change without prior notice.

# Perth®


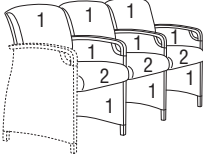
## Multiple Seating

			MODEL NUMBER										
	Features	COM	Basic Model	Left Connect	Right Connect	Non-Contrast or Fabric Contrast 1	Fabric Contrast 2	Wood Finish	TB133	Moisture Barrier	Arm Cap		
	Non-contrast	5 yd	POACCCL/NC	<input type="checkbox"/>		<input type="checkbox"/> <input type="checkbox"/> <input type="checkbox"/> <input type="checkbox"/>		<input type="checkbox"/> <input type="checkbox"/> <input type="checkbox"/> <input type="checkbox"/>	<input type="checkbox"/> <input type="checkbox"/> <input type="checkbox"/> <input type="checkbox"/>	<input type="checkbox"/> <input type="checkbox"/> <input type="checkbox"/> <input type="checkbox"/>	<input type="checkbox"/> <input type="checkbox"/> <input type="checkbox"/> <input type="checkbox"/>		
	Contrast		POACCCL/FC	<input type="checkbox"/>		<input type="checkbox"/> <input type="checkbox"/> <input type="checkbox"/> <input type="checkbox"/>	<input type="checkbox"/> <input type="checkbox"/> <input type="checkbox"/> <input type="checkbox"/>	<input type="checkbox"/> <input type="checkbox"/> <input type="checkbox"/> <input type="checkbox"/>	<input type="checkbox"/> <input type="checkbox"/> <input type="checkbox"/> <input type="checkbox"/>	<input type="checkbox"/> <input type="checkbox"/> <input type="checkbox"/> <input type="checkbox"/>	<input type="checkbox"/> <input type="checkbox"/> <input type="checkbox"/> <input type="checkbox"/>		

Specifications and prices are subject to change without prior notice.

# Perth®

## Multiple Seating

	Features	COM	MODEL NUMBER								Approx. Packaged Weight
			Basic Model	Left Connect	Right Connect	Non-Contrast or Fabric Contrast 1	Fabric Contrast 2	Wood Finish	Moisture Barrier	Arm Cap	
 <p>PRAS Three Seat Add-on Unit-Left (Closed Arm)</p> <ul style="list-style-type: none"> <li>1 = Back and arms (Fabric Contrast 1) C.O.M. = 5.5 yd</li> <li>2 = Seat (Fabric Contrast 2) C.O.M. = 2 yd</li> </ul>	Non-contrast	7 yd	PPACCCL/NC	<input type="checkbox"/>		<input type="checkbox"/> <input type="checkbox"/> <input type="checkbox"/> <input type="checkbox"/>		<input type="checkbox"/> <input type="checkbox"/> <input type="checkbox"/>	<input type="checkbox"/> <input type="checkbox"/> <input type="checkbox"/>	<input type="checkbox"/> <input type="checkbox"/> <input type="checkbox"/>	122.0#
	Contrast		PPACCCL/FC	<input type="checkbox"/>		<input type="checkbox"/> <input type="checkbox"/> <input type="checkbox"/> <input type="checkbox"/>	<input type="checkbox"/> <input type="checkbox"/> <input type="checkbox"/> <input type="checkbox"/>	<input type="checkbox"/> <input type="checkbox"/> <input type="checkbox"/>	<input type="checkbox"/> <input type="checkbox"/> <input type="checkbox"/>	<input type="checkbox"/> <input type="checkbox"/> <input type="checkbox"/>	122.0#
 <p>PRAS Three Seat Add-on Unit-Right (Closed Arm)</p> <ul style="list-style-type: none"> <li>1 = Back and arms (Fabric Contrast 1) C.O.M. = 5.5 yd</li> <li>2 = Seat (Fabric Contrast 2) C.O.M. = 2 yd</li> </ul>	Non-contrast	7 yd	PPACCCR/NC		<input type="checkbox"/>	<input type="checkbox"/> <input type="checkbox"/> <input type="checkbox"/> <input type="checkbox"/>		<input type="checkbox"/> <input type="checkbox"/> <input type="checkbox"/>	<input type="checkbox"/> <input type="checkbox"/> <input type="checkbox"/>	<input type="checkbox"/> <input type="checkbox"/> <input type="checkbox"/>	122.0#
	Contrast		PPACCCR/FC		<input type="checkbox"/>	<input type="checkbox"/> <input type="checkbox"/> <input type="checkbox"/> <input type="checkbox"/>	<input type="checkbox"/> <input type="checkbox"/> <input type="checkbox"/> <input type="checkbox"/>	<input type="checkbox"/> <input type="checkbox"/> <input type="checkbox"/>	<input type="checkbox"/> <input type="checkbox"/> <input type="checkbox"/>	<input type="checkbox"/> <input type="checkbox"/> <input type="checkbox"/>	122.0#
				<b>A</b>	<b>B</b>	<b>C</b>	<b>D</b>	<b>E</b>	<b>F</b>	<b>G</b>	<b>H</b>

### HOW TO ORDER

Indicate the following information on order form:

- Quantity of each item.
- Model number, including options. See "How To Build a Model Number".
- Any special service required.

Note: • The ☐ indicates that a choice is required.

- The absence of the ☐ indicates that no choice is required.
- Alpha-numeric characters in place of ☐ indicate that no other alternatives are available.

### HOW TO BUILD A MODEL NUMBER

**A** Select basic model.

**B** Select LEFT facing arm connector.

**C** - Chair

**T** - Table

Arm connection is on Right side when seated.

**C** Select RIGHT facing arm connector.

**C** - Chair

**T** - Table

Arm connection is on Left side when seated.

**D** Select non-contrast or fabric contrast 1.  
Refer to color addendum at ki.com or KI Fabrics & Finishes binder.

**E** Select fabric contrast 2.  
Refer to color addendum at ki.com or KI Fabrics & Finishes binder.

**F** Select wood finish color.

Refer to color addendum at ki.com or KI Fabrics & Finishes binder.  
For Kensington Maple add upcharge.

**G** Select moisture barrier.

**NMB** - No moisture barrier

**MB** - Moisture barrier

See pricing column for moisture barrier upcharge.

**H** Select armcaps.

**WAC** - Wood armcaps

**PAC** - Black poly; add \$203

Upcharge for three armcaps.

### KENSINGTON MAPLE UPCHARGE

**Kensington Maple Construction**  
Kensington Maple requires extended leadtimes.





Model

POACL/NC	\$24	POACL/FC	\$24
POACR/NC	\$24	POACR/FC	\$24
PPACL/NC	\$24	PPACL/FC	\$24
PPACR/NC	\$24	PPACR/FC	\$24
POACCL/NC	\$50	POACCL/FC	\$50
POACCR/NC	\$50	POACCR/FC	\$50
PPACCL/NC	\$50	PPACCL/FC	\$50
PPACCR/NC	\$50	PPACCR/FC	\$50
POACCCCL/NC	\$73	POACCCCL/FC	\$73
POACCCCR/NC	\$73	POACCCCR/FC	\$73
PPACCCCL/NC	\$73	PPACCCCL/FC	\$73
PPACCCCR/NC	\$73	PPACCCCR/FC	\$73

Specifications and prices are subject to change without prior notice.

## Perth®

## Multiple Seating Replacement Parts

			MODEL NUMBER					Approx. Packaged Weight		Grade C.O.M.	
			Basic Model	Non-Contrast or Fabric Contrast 1	Arm Style	TB133	Moisture Barrier				
MODEL	COM										
	Chair Replacement Back Foam/ Upholstery Cover	1.5 yd	PRB23	□□□□	□	□□□	□□□	7.0#	\$	230	
PRRP											
	Chair Replacement Seat Cover	1 yd	PRS23	□□□□	□	□□□	□□□	2.0#	\$	196	
PRRP											
	Loveseat Replacement Back Foam/ Upholstery Cover	2.5 yd	PRB33	□□□□	□	□□□	□□□	3.0#	\$	308	
PRRP											
	Loveseat Replacement Seat Cover	1.25 yd	PRS33	□□□□	□	□□□	□□□	3.0#	\$	229	
PRRP											
			A	B	C	D	E				

## HOW TO ORDER

Indicate the following information on order form:

1. Quantity of each item.
2. Model number, including options. See "How To Build a Model Number".
3. Any special service required.

Note: • The □ indicates that a choice is required.

- The absence of the □ indicates that no choice is required.
- Alpha-numeric characters in place of □ indicate that no other alternatives are available.

## HOW TO BUILD A MODEL NUMBER

**A** Select basic model.

**B** Select non-contrast or fabric contrast 1.  
Refer to color addendum at ki.com or KI Fabrics & Finishes binder.

**C** Select arm style.

**H** - Closed arm  
**O** - Open arm

**D** Select fire code.

**NFR** - Compliance to TB 117-2013  
**FR** - Compliance to TB 133

See pricing column for TB133 upcharge.  
Not available with poly armcap option.

**E** Select moisture barrier.

**NMB** - No moisture barrier  
**MB** - Moisture barrier

See pricing column for moisture barrier upcharge.

## INFORMATION

## C.O.M. Requirements

C.O.M. yardage requirements listed above are based on plain goods 54" wide. If less than 54" wide or fabrics requiring matching (stripes, plaids, prints, large patterns), additional yardage will be needed. Consult C.O.M. matrix on the Ordering C.O.M. and C.O.L. page for additional yardage needed. For C.O.M. fabric sent to KI-High Point on multiple rolls, add an additional yard of fabric per roll to the yardage requirements.

## C.O.L. Requirements

Figure 18 sq. ft. of leather (C.O.L.) for each yard shown (i.e., 4.75 x 18 = 85.5 sq ft).

## Contrasting Upholstery

When contrasting fabric is chosen, price at highest in-grade.

## Moisture Barrier

Moisture barrier is applied underneath the fabric cover as a means of protecting the



Grade C	Grade D	Grade E & C.O.L.	Grade F	Grade G	Grade H	Grade I	Grade J	Grade K	Grade L Leather	Grade M Leather	TB133 add to list price	Moisture Barrier add to list price
\$ 239	\$ 262	\$ 289	\$ 308	\$ 346	\$ 379	\$ 451	\$ 541	\$ 630	\$ 720	\$ 903	\$ 87	\$ 53
\$ 209	\$ 232	\$ 262	\$ 280	\$ 322	\$ 360	\$ 440	\$ 534	\$ 630	\$ 731	\$ 924	\$ 58	\$ 53
\$ 323	\$ 353	\$ 388	\$ 414	\$ 462	\$ 510	\$ 609	\$ 728	\$ 852	\$ 970	\$ 1214	\$ 145	\$ 87
\$ 242	\$ 269	\$ 303	\$ 328	\$ 374	\$ 420	\$ 510	\$ 622	\$ 736	\$ 847	\$ 1073	\$ 73	\$ 46

foam. Not available with TB133.

#### California TB133 Fire Safety Code

The above seating products can be manufactured using the appropriate flame-retardant materials and fabric selections for compliance to California Technical Bulletin 133. Please contact KI customer service for fabric compliance. Not available with moisture barrier.

Upcharges are the same for Left, Right, and Left/Right units.

#### SPECIAL SERVICES

##### Special Carton Marking

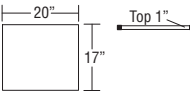
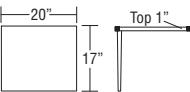
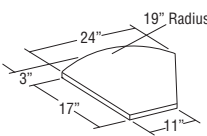
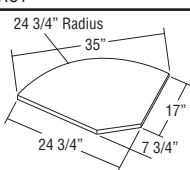
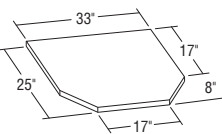
With specially marked information N/C

##### Shipping

Shipped **assembled unless replacement parts which ship k.d. freight prepaid High Point, North Carolina 27263** factory. Freight class #175.

Specifications and prices are subject to change without prior notice.

Perth®  
Connecting Tables

		MODEL NUMBER			Approx. Packaged Weight
		Basic Model	Wood Finish	Laminate Color	
	<b>Center Table</b> • 16.25" height	Laminate Top	PT.L	<input type="checkbox"/> <input type="checkbox"/> <input type="checkbox"/>	19.0#
		Wood Veneer Top	PT.V	<input type="checkbox"/> <input type="checkbox"/> <input type="checkbox"/>	19.0#
PRCT					
	<b>End Table</b> • 16.25" height	Laminate Top	PET.L	<input type="checkbox"/> <input type="checkbox"/> <input type="checkbox"/>	22.0#
		Wood Veneer Top	PET.V	<input type="checkbox"/> <input type="checkbox"/> <input type="checkbox"/>	22.0#
PRCT					
	<b>45 Degree Connector Table</b> • 16.25" height	Laminate Top	PT45.L	<input type="checkbox"/> <input type="checkbox"/> <input type="checkbox"/>	20.0#
		Wood Veneer Top	PT45.V	<input type="checkbox"/> <input type="checkbox"/> <input type="checkbox"/>	20.0#
PRCT					
	<b>90 Degree Connector Table</b> • 16.25" height	Laminate Top	PT90.L	<input type="checkbox"/> <input type="checkbox"/> <input type="checkbox"/>	25.0#
		Wood Veneer Top	PT90.V	<input type="checkbox"/> <input type="checkbox"/> <input type="checkbox"/>	25.0#
PRCT					
	<b>Three-Sided "T" Connector Table</b> • 16.25" height	Laminate Top	PT3.L	<input type="checkbox"/> <input type="checkbox"/> <input type="checkbox"/>	30.0#
		Wood Veneer Top	PT3.V	<input type="checkbox"/> <input type="checkbox"/> <input type="checkbox"/>	30.0#
PRCT					
		<b>A</b>	<b>B</b>	<b>C</b>	

HOW TO ORDER

Indicate the following information on order form:

- Quantity of each item.
- Model number, including options. See "How To Build a Model Number".
- Any special service required.

Note:

- The ☐ indicates that a choice is required.
- The absence of the ☐ indicates that no choice is required.
- Alpha-numeric characters in place of ☐ indicate that no other alternatives are available.

HOW TO BUILD A MODEL NUMBER

- A** Select basic model.
- B** Select wood finish color.  
Refer to color addendum at [ki.com](http://ki.com) or KI Fabrics & Finishes binder.  
Kensington Maple requires extended lead-times; add \$50
- C** Select laminate color.  
Refer to color addendum at [ki.com](http://ki.com) or KI Fabrics & Finishes binder.

KENSINGTON MAPLE UPCHARGE

**Kensington Maple Construction**  
Kensington Maple requires extended leadtimes.

Model

PT.L	\$17
PT.V	\$24
PET.L	\$17
PET.V	\$37
PT45.L	\$17
PT45.V	\$37
PT90.L	\$24
PT90.V	\$61
PT3.L	\$32
PT3.V	\$37

INFORMATION

**Construction**  
Construction of kiln-dried hardwood and veneers.





Delivered Pricing	
\$ 498	560
\$ 663	711
\$ 585	670
\$ 877	1004
\$ 992	1104

SPECIAL SERVICES

Special Carton Marking

With specially marked information N/C

Shipping

Shipped **assembled freight prepaid f.o.b. High Point, North Carolina 27263** factory. Freight class #175.

Specifications and prices are subject to change without prior notice.

# Piretti Torsion® Tandem

General Information



Tandem Seating (TT4CAU/S4)                      2-Place Unit                      3-Place Unit                      4-Place Unit

Features			
Arm	•		
Corner tables	•		
In-line tables	•		
Available in polypropylene	•		
General Dimensions			
Seat width (with arms)	23"	23"	23"
Seat width (no arms)	18"	18"	18"
Unit width (with arms)	46"	69"	92"
Unit width (no arms)	44"	64"	87"
Seat height	17-1/4"	17-1/4"	17-1/4"
Unit height	31-1/2"	31-1/2"	31-1/2"
Corner table top	30" x 30"		
In-line table	20" x 20"		
Table height (all table models)	17"		

SPECIFICATIONS

Seat and Backrest

Seats and backrests are molded compound curved polypropylene with a textured finish. Seat is two-piece construction. Upholstered chairs have partially exposed polypropylene surfaces. Fabric is upholstered over 9/16" foam on the backrest and 15/16" on the seat. The seat attaches to the beam via a seat weldment which is bolted to the beam.

Backrest Supports

Two die-cast aluminum backrest supports attach the backrest to the Torsion® mechanism. A steel tube is cast into each backrest support for added strength.

Torsion® Mechanism

The back flex is achieved by the Torsion® mechanism. It consists of two flat torsion springs captured at both ends by steel bushings which in turn engage with the backrest supports. The Torsion® mechanism creates gradually increasing resistance over the full

12° of back flex.

Tandem Base

Cast aluminum alloy leg section. 14-gauge, 1" x 2" seamless steel column. Upright and base are painted monochromatic with beam and yoke. Columns are welded to a yoke/plate which clamps onto beam.

Tandem Arm

Oval tubular steel arm support with self-skinning urethane armrests measuring 10-1/4" long by 4" wide. The tubular arm support is welded to the seat. If an in-line table is included in the arrangement, a "fill-in" arm is supplied which is mechanically fastened to the beam using a yoke and coverplate. Arm is monochromatic with polypropylene shell.

In-line Table

Solid core top is 20" x 20" x 7/8" with a vinyl bullnose edge.

Corner Table

Solid core top is 30" x 30" x 7/8" with a vinyl bullnose edge.

INFORMATION

C.O.M Testing and Production Requirements

Not all materials are suitable for upholstering this product. A 1-1/2 yd. x 54" sample must be submitted and approved prior to acceptance of an order. If the fabric is directional in pattern or weave, the direction must be indicated on the submitted sample, and additional yardage may be requested.

Test samples must be sent to:

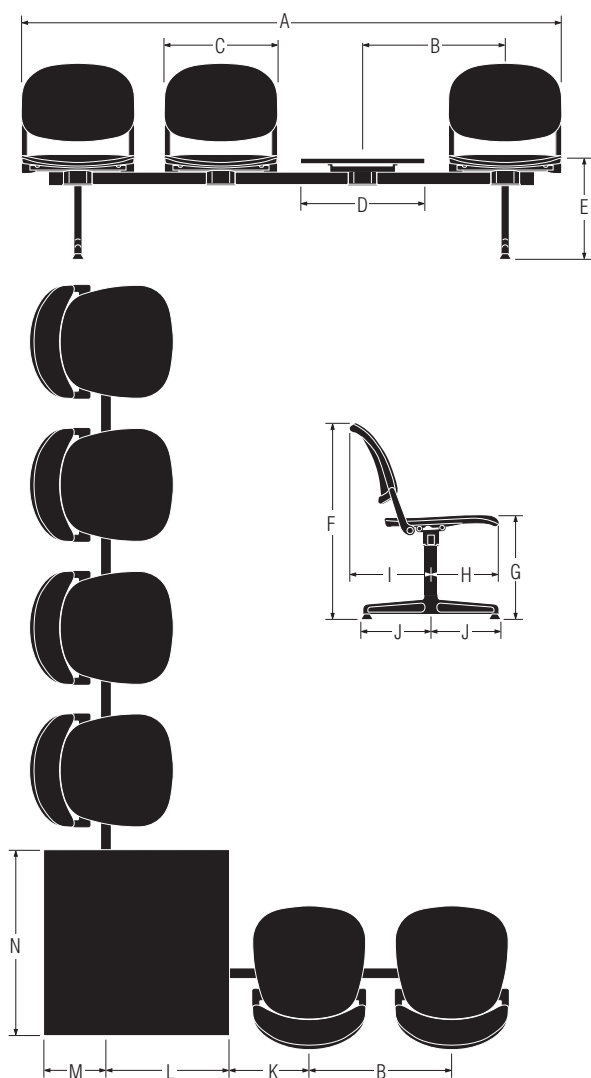
KI  
Attn: C.O.M. Specialist  
1687 Westminster Drive - Gate 3  
Green Bay, WI 54302

Fabric Disclaimer

Fabric will be applied as swatched by the fabric manufacturer. Fabric that is required to be applied differently than is swatched will need a Special Cost Request written specifying the direction the fabric is to be applied. The posted standard lead time will apply to the Special Cost Request.

Design

Designed by Giancarlo Piretti and manufactured in the USA by Krueger International, Inc. under license from Pro-Cord S.p.A.



## DIMENSIONS

### No Arms With Arms

A1	2-Place Unit	44"	46"
A2	3-Place Unit	64"	69"
A3	4-Place Unit	87"	92"
B	Additional Places	23"	23"
C	Seat Width	18"	23"
D	Table Width	20"	
E	Table Height	17"	
F	Unit Height	31½"	
G	Seat Height	17¼"	
H	Beam Center to Front of Seat	11"	
I	Beam Center to Back of Seat	12"	
J	Beam Center to Foot End	11¾"	
K	Seat Center to Corner Table		
L	Beam Center to Corner Table	13½"	
M	Beam Center to Corner Table Back	20"	
N	Corner Table Width	10"	
		30"	




## INFORMATION

### Warranty

Refer to KI Terms & Conditions document or visit [ki.com](http://ki.com)

# Piretti Torsion® Tandem

Multiple Seating

			MODEL NUMBER						
MODEL	Features		Basic Model	Corner Table Connection	Frame Color	Seat & Back Color	Surface Finish	Edge Color	
 TT1P TT2P TT3P TT4P TT5P	<b>Tandem Seating No Arms - Poly</b> <ul style="list-style-type: none"><li>Number of seats per arrangement</li><li>When selecting a corner connection, corner table must be ordered separately</li><li>1 seat, 0 in-line table models must pick a corner table</li></ul>	1 Seat, 0 In-Line Table	TT1NAP/S1/IT0	<input type="checkbox"/>	<input type="checkbox"/>	<input type="checkbox"/>			
		1 Seat, 1 In-Line Table	TT2NAP/S1/IT1	<input type="checkbox"/>	<input type="checkbox"/>	<input type="checkbox"/>	<input type="checkbox"/>	<input type="checkbox"/>	
		2 Seats, 0 In-Line Table	TT2NAP/S2/IT0	<input type="checkbox"/>	<input type="checkbox"/>	<input type="checkbox"/>			
		2 Seats, 1 In-Line Table	TT3NAP/S2/IT1	<input type="checkbox"/>	<input type="checkbox"/>	<input type="checkbox"/>	<input type="checkbox"/>	<input type="checkbox"/>	
		3 Seats, 0 In-Line Table	TT3NAP/S3/IT0	<input type="checkbox"/>	<input type="checkbox"/>	<input type="checkbox"/>			
		3 Seats, 1 In-line Table	TT4NAP/S3/IT1	<input type="checkbox"/>	<input type="checkbox"/>	<input type="checkbox"/>	<input type="checkbox"/>	<input type="checkbox"/>	
		4 Seats, 0 In-line Table	TT4NAP/S4/IT0	<input type="checkbox"/>	<input type="checkbox"/>	<input type="checkbox"/>			
		3 Seats, 2 In-Line Tables	TT5NAP/S3/IT2	<input type="checkbox"/>	<input type="checkbox"/>	<input type="checkbox"/>	<input type="checkbox"/>	<input type="checkbox"/>	
		4 Seats, 1 In-line Table	TT5NAP/S4/IT1	<input type="checkbox"/>	<input type="checkbox"/>	<input type="checkbox"/>	<input type="checkbox"/>	<input type="checkbox"/>	
		5 Seats, 0 In-line Table	TT5NAP/S5/IT0	<input type="checkbox"/>	<input type="checkbox"/>	<input type="checkbox"/>			
 TT1P TT2P TT3P TT4P TT5P	<b>Tandem Seating End Arms Only - Poly</b> <ul style="list-style-type: none"><li>Number of seats per arrangement</li><li>When selecting a corner connection, corner table must be ordered separately</li><li>1 seat, 0 in-line table models must pick a corner table</li></ul>	1 Seat, 0 In-Line Table	TT1EAP/S1/IT0	<input type="checkbox"/>	<input type="checkbox"/>	<input type="checkbox"/>			
		1 Seat, 1 In-Line Table	TT2EAP/S1/IT1	<input type="checkbox"/>	<input type="checkbox"/>	<input type="checkbox"/>	<input type="checkbox"/>	<input type="checkbox"/>	
		2 Seats, 0 In-Line Table	TT2EAP/S2/IT0	<input type="checkbox"/>	<input type="checkbox"/>	<input type="checkbox"/>			
		2 Seats, 1 In-Line Table	TT3EAP/S2/IT1	<input type="checkbox"/>	<input type="checkbox"/>	<input type="checkbox"/>	<input type="checkbox"/>	<input type="checkbox"/>	
		3 Seats, 0 In-Line Table	TT3EAP/S3/IT0	<input type="checkbox"/>	<input type="checkbox"/>	<input type="checkbox"/>			
		3 Seats, 1 In-line Table	TT4EAP/S3/IT1	<input type="checkbox"/>	<input type="checkbox"/>	<input type="checkbox"/>	<input type="checkbox"/>	<input type="checkbox"/>	
		4 Seats, 0 In-line Table	TT4EAP/S4/IT0	<input type="checkbox"/>	<input type="checkbox"/>	<input type="checkbox"/>			
		3 Seats, 2 In-Line Tables	TT5EAP/S3/IT2	<input type="checkbox"/>	<input type="checkbox"/>	<input type="checkbox"/>	<input type="checkbox"/>	<input type="checkbox"/>	
		4 Seats, 1 In-line Table	TT5EAP/S4/IT1	<input type="checkbox"/>	<input type="checkbox"/>	<input type="checkbox"/>	<input type="checkbox"/>	<input type="checkbox"/>	
		5 Seats, 0 In-line Table	TT5EAP/S5/IT0	<input type="checkbox"/>	<input type="checkbox"/>	<input type="checkbox"/>			
 TT1P TT2P TT3P TT4P TT5P	<b>Tandem Seating w/Arms - Poly</b> <ul style="list-style-type: none"><li>Number of seats per arrangement</li><li>When selecting a corner connection, corner table must be ordered separately</li><li>In-line tables must be placed between seats with shared arm application</li><li>1 seat, 0 in-line table models must pick a corner table</li></ul>	1 Seat, 0 In-Line Table	TT1AAP/S1/IT0	<input type="checkbox"/>	<input type="checkbox"/>	<input type="checkbox"/>			
		1 Seat, 1 In-Line Table	TT2AAP/S1/IT1	<input type="checkbox"/>	<input type="checkbox"/>	<input type="checkbox"/>	<input type="checkbox"/>	<input type="checkbox"/>	
		2 Seats, 0 In-Line Table	TT2AAP/S2/IT0	<input type="checkbox"/>	<input type="checkbox"/>	<input type="checkbox"/>			
		2 Seats, 1 In-Line Table	TT3AAP/S2/IT1	<input type="checkbox"/>	<input type="checkbox"/>	<input type="checkbox"/>	<input type="checkbox"/>	<input type="checkbox"/>	
		3 Seats, 0 In-Line Table	TT3AAP/S3/IT0	<input type="checkbox"/>	<input type="checkbox"/>	<input type="checkbox"/>			
		3 Seats, 1 In-line Table	TT4AAP/S3/IT1	<input type="checkbox"/>	<input type="checkbox"/>	<input type="checkbox"/>	<input type="checkbox"/>	<input type="checkbox"/>	
		4 Seats, 0 In-line Table	TT4AAP/S4/IT0	<input type="checkbox"/>	<input type="checkbox"/>	<input type="checkbox"/>			
		3 Seats, 2 In-Line Tables	TT5AAP/S3/IT2	<input type="checkbox"/>	<input type="checkbox"/>	<input type="checkbox"/>	<input type="checkbox"/>	<input type="checkbox"/>	
		4 Seats, 1 In-line Table	TT5AAP/S4/IT1	<input type="checkbox"/>	<input type="checkbox"/>	<input type="checkbox"/>	<input type="checkbox"/>	<input type="checkbox"/>	
		5 Seats, 0 In-line Table	TT5AAP/S5/IT0	<input type="checkbox"/>	<input type="checkbox"/>	<input type="checkbox"/>			
			<b>A</b>	<b>B</b>	<b>C</b>	<b>D</b>	<b>E</b>	<b>F</b>	

A

B

C

D

E

F

## HOW TO ORDER

Indicate the following information on order form:

- Quantity of each item.
- Model number, including options. See "How To Build a Model Number".
- Any special service required.

Note: • The ☐ indicates that a choice is required.

- The absence of the ☐ indicates that no choice is required.
- Alpha-numeric characters in place of ☐ indicate that no other alternatives are available.

## HOW TO BUILD A MODEL NUMBER

**A** Select basic model.

**B** Select corner table connection.

**NC** - No corner table

**L** - Unit connects to one corner table

**LL** - Unit connects to two corner tables

**C** Select frame color.

Refer to color addendum at ki.com or KI Fabrics & Finishes binder.

**D** Select seat/back color.

Refer to color addendum at ki.com or KI Fabrics & Finishes binder.

**E** Select surface finish for table.

Refer to color addendum at ki.com or KI Fabrics & Finishes binder.  
Surface finish offerings are based on edge style selections.

**F** Select table edge color.

Refer to color addendum at ki.com or KI Fabrics & Finishes binder.  
Edge color offerings are based on edge style selections.

## OPTIONS

### California TB133 Fire Safety Code

The above seating products can be manufactured using the appropriate flame-retardant materials for compliance to California Technical Bulletin 133. Add "FR" to end of model number.

Model = Polypropylene

Added Lead Time = 1 week

Added List Price:

1 Seat = \$76

2 Seats = \$153

3 Seats = \$229

4 Seats = \$306

5 Seats = \$382



# Piretti Torsion® Tandem

Multiple Seating

Approx.  
Packaged  
Weight

Delivered  
Pricing

25.0#	\$ 444
39.0#	880
45.0#	887
59.0#	1323
65.0#	1329
79.0#	1766
89.0#	1772
98.0#	2201
104.0#	2208
110.0#	2217

30.0#	\$ 695
44.0#	1131
47.0#	1137
55.0#	1575
64.0#	1581
70.0#	2018
81.0#	2024
89.0#	2454
100.0#	2460
105.0#	2468

30.0#	\$ 695
44.0#	1259
55.0#	1265
69.0#	1392
80.0#	1833
94.0#	2396
105.0#	2403
113.0#	2956
124.0#	2964
135.0#	2971

## SPECIAL SERVICES

### Special Carton Marking

With specially marked information N/C

### Shipping

Shipped **k.d. freight prepaid f.o.b. Green Bay, Wisconsin 54302** factory. Freight class #70.


Specifications and prices are subject to change without prior notice.



TT5U

### Tandem Seating No Arms - Upholstered

- Number of seats per arrangement
- When selecting a corner connection, corner table must be ordered separately
- 1 seat, 0 in-line table models must pick a corner table

		MODEL NUMBER							Approx. Packaged Weight
		Basic Model	Corner Table Connection	Frame Color	Seat & Back Color	Surface Finish	Edge Color	Upholstery Color	
	1 Seat, 0 In-Line Table	TT1NAU/S1/IT0	□□	□□	□□□			□□□□□	30.0#
	1 Seat, 1 In-Line Table	TT2NAU/S1/IT1	□□	□□	□□□	□□□	□□□	□□□□□	41.0#
	2 Seats, 0 In-Line Table	TT2NAU/S2/IT0	□□	□□	□□□			□□□□□	50.0#
	2 Seats, 1 In-Line Table	TT3NAU/S2/IT1	□□	□□	□□□	□□□	□□□	□□□□□	64.0#
	3 Seats, 0 In-Line Table	TT3NAU/S3/IT0	□□	□□	□□□			□□□□□	70.0#
	3 Seats, 1 In-line Table	TT4NAU/S3/IT1	□□	□□	□□□	□□□	□□□	□□□□□	84.0#
	4 Seats, 0 In-line Table	TT4NAU/S4/IT0	□□	□□	□□□			□□□□□	94.0#
	3 Seats, 2 In-Line Tables	TT5NAU/S3/IT2	□□	□□	□□□	□□□	□□□	□□□□□	103.0#
	4 Seats, 1 In-line Table	TT5NAU/S4/IT1	□□	□□	□□□	□□□	□□□	□□□□□	109.0#
	5 Seats, 0 In-line Table	TT5NAU/S5/IT0	□□	□□	□□□			□□□□□	115.0#
<b>Tandem Seating No Arms - Upholstered</b>									
<ul style="list-style-type: none"> <li>Number of seats per arrangement</li> <li>When selecting a corner connection, corner table must be ordered separately</li> <li>1 seat, 0 in-line table models must pick a corner table</li> </ul>									

**A**
**B**
**C**
**D**
**E**
**F**
**G**

Note:

- The ☐ indicates that a choice is required.
- The absence of the ☐ indicates that no choice is required.
- Alpha-numeric characters in place of ☐ indicate that no other alternatives are available.

**A** Select basic model.

**B** Select corner table connection.

<b>NC</b>	- No corner table
<b>L</b>	- Unit connects to one corner table
<b>LL</b>	- Unit connects to two corner tables

**C** Select frame color.  
Refer to color addendum at [ki.com](#) or KI  
Fabrics & Finishes binder.

**D** Select seat/back color.  
Refer to color addendum at [ki.com](#) or KI  
Fabrics & Finishes binder.

**E** Select surface finish for table.  
Refer to color addendum at [ki.com](#) or KI  
Fabrics & Finishes binder.  
Surface finish offerings are based on edge  
style selections.

- F** Select table edge color.  
Refer to color addendum at [ki.com](http://ki.com) or  
KI Fabrics & Finishes binder.  
Edge color offerings are based on  
edge style selections.
- G** Select upholstery grade/color.  
Refer to color addendum at [ki.com](http://ki.com) or  
KI Fabrics & Finishes binder.

The above seating products can be manufactured using the appropriate flame-retardant materials for compliance to California Technical Bulletin 133. Add "FR" to end of model number.

Model = Upholstered  
Added Lead Time = 1 week  
Added List Price:

1 Seat =	\$84
2 Seats =	\$167
3 Seats =	\$249
4 Seats =	\$332
5 Seats =	\$415



# Piretti Torsion® Tandem

Multiple Seating

Delivered Pricing Fabric Grade 1 & C.O.M.	Delivered Pricing Fabric Grade 2	Delivered Pricing Fabric Grade 3	Delivered Pricing Vinyl Group 2	Delivered Pricing Pallas Fabric Group P0	Delivered Pricing Pallas Fabric Group P1	Delivered Pricing Pallas Fabric Group P2	Delivered Pricing Pallas Fabric Group P3	Delivered Pricing Pallas Fabric Group P4
\$ 645	\$ 730	\$ 747	\$ 747	\$ 674	\$ 685	\$ 728	\$ 777	\$ 822
1080	1257	1287	1287	1149	1160	1246	1346	1433
1287	1374	1394	1394	1308	1330	1372	1422	1465
1725	2071	2142	2142	1865	1887	2062	2258	2432
1931	2063	2091	2091	1960	1993	2058	2132	2197
2370	2891	2995	2995	2578	2611	2874	3166	3430
2579	2753	2785	2785	2614	2657	2745	2844	2930
2806	3328	3432	3432	3016	3049	3310	3606	3866
3013	3706	3847	3847	3293	3336	3684	4077	4426
3222	3438	3483	3483	3270	3325	3432	3557	3665

## INFORMATION

### Note:

Torsion® in 2V Vinyl with FR requires a customer waiver since addition of the FR fire barrier to the upholstery detracts from the aesthetics of the chair.

## SPECIAL SERVICES

### Special Carton Marking

With specially marked information N/C



### Shipping

Shipped **k.d. freight prepaid f.o.b. Green Bay, Wisconsin 54302** factory. Freight class #70.

Specifications and prices are subject to change without prior notice.

# Piretti Torsion® Tandem

Multiple Seating

			MODEL NUMBER								
MODEL		Features	Basic Model	Corner Table Connection	Frame Color	Seat & Back Color	Surface Finish	Edge Color	Uph. Color		
	<b>Tandem Seating End Arms Only - Upholstered</b> <ul style="list-style-type: none"><li>Number of seats per arrangement</li><li>When selecting a corner connection, corner table must be ordered separately</li><li>1 seat, 0 in-line table models must pick a corner table</li></ul>	1 Seat, 0 In-Line Table	TT1EAU/S1/IT0	<input type="checkbox"/>	<input type="checkbox"/>	<input type="checkbox"/>			<input type="checkbox"/>		
		1 Seat, 1 In-Line Table	TT2EAU/S1/IT1	<input type="checkbox"/>	<input type="checkbox"/>	<input type="checkbox"/>	<input type="checkbox"/>	<input type="checkbox"/>	<input type="checkbox"/>	<input type="checkbox"/>	
		2 Seats, 0 In-Line Table	TT2EAU/S2/IT0	<input type="checkbox"/>	<input type="checkbox"/>	<input type="checkbox"/>			<input type="checkbox"/>	<input type="checkbox"/>	
		2 Seats, 1 In-Line Table	TT3EAU/S2/IT1	<input type="checkbox"/>	<input type="checkbox"/>	<input type="checkbox"/>	<input type="checkbox"/>	<input type="checkbox"/>	<input type="checkbox"/>	<input type="checkbox"/>	
		3 Seats, 0 In-Line Table	TT3EAU/S3/IT0	<input type="checkbox"/>	<input type="checkbox"/>	<input type="checkbox"/>			<input type="checkbox"/>	<input type="checkbox"/>	
		3 Seats, 1 In-line Table	TT4EAU/S3/IT1	<input type="checkbox"/>	<input type="checkbox"/>	<input type="checkbox"/>	<input type="checkbox"/>	<input type="checkbox"/>	<input type="checkbox"/>	<input type="checkbox"/>	
		4 Seats, 0 In-line Table	TT4EAU/S4/IT0	<input type="checkbox"/>	<input type="checkbox"/>	<input type="checkbox"/>			<input type="checkbox"/>	<input type="checkbox"/>	
		3 Seats, 2 In-Line Tables	TT5EAU/S3/IT2	<input type="checkbox"/>	<input type="checkbox"/>	<input type="checkbox"/>	<input type="checkbox"/>	<input type="checkbox"/>	<input type="checkbox"/>	<input type="checkbox"/>	
		4 Seats, 1 In-line Table	TT5EAU/S4/IT1	<input type="checkbox"/>	<input type="checkbox"/>	<input type="checkbox"/>	<input type="checkbox"/>	<input type="checkbox"/>	<input type="checkbox"/>	<input type="checkbox"/>	
		5 Seats, 0 In-line Table	TT5EAU/S5/IT0	<input type="checkbox"/>	<input type="checkbox"/>	<input type="checkbox"/>			<input type="checkbox"/>	<input type="checkbox"/>	
TT1U											
TT2U											
TT3U											
TT4U											
TT5U											
	<b>Tandem Seating w/Arms - Upholstered</b> <ul style="list-style-type: none"><li>Number of seats per arrangement</li><li>When selecting a corner connection, corner table must be ordered separately</li><li>In-line tables must be placed between seats with shared arm application</li><li>1 seat, 0 in-line table models must pick a corner table</li></ul>	1 Seat, 0 In-Line Table	TT1AAU/S1/IT0	<input type="checkbox"/>	<input type="checkbox"/>	<input type="checkbox"/>			<input type="checkbox"/>		
		1 Seat, 1 In-Line Table	TT2AAU/S1/IT1	<input type="checkbox"/>	<input type="checkbox"/>	<input type="checkbox"/>	<input type="checkbox"/>	<input type="checkbox"/>	<input type="checkbox"/>	<input type="checkbox"/>	
		2 Seats, 0 In-Line Table	TT2AAU/S2/IT0	<input type="checkbox"/>	<input type="checkbox"/>	<input type="checkbox"/>			<input type="checkbox"/>	<input type="checkbox"/>	
		2 Seats, 1 In-Line Table	TT3AAU/S2/IT1	<input type="checkbox"/>	<input type="checkbox"/>	<input type="checkbox"/>	<input type="checkbox"/>	<input type="checkbox"/>	<input type="checkbox"/>	<input type="checkbox"/>	
		3 Seats, 0 In-Line Table	TT3AAU/S3/IT0	<input type="checkbox"/>	<input type="checkbox"/>	<input type="checkbox"/>			<input type="checkbox"/>	<input type="checkbox"/>	
		3 Seats, 1 In-line Table	TT4AAU/S3/IT1	<input type="checkbox"/>	<input type="checkbox"/>	<input type="checkbox"/>	<input type="checkbox"/>	<input type="checkbox"/>	<input type="checkbox"/>	<input type="checkbox"/>	
		4 Seats, 0 In-line Table	TT4AAU/S4/IT0	<input type="checkbox"/>	<input type="checkbox"/>	<input type="checkbox"/>			<input type="checkbox"/>	<input type="checkbox"/>	
		3 Seats, 2 In-Line Tables	TT5AAU/S3/IT2	<input type="checkbox"/>	<input type="checkbox"/>	<input type="checkbox"/>	<input type="checkbox"/>	<input type="checkbox"/>	<input type="checkbox"/>	<input type="checkbox"/>	
		4 Seats, 1 In-line Table	TT5AAU/S4/IT1	<input type="checkbox"/>	<input type="checkbox"/>	<input type="checkbox"/>	<input type="checkbox"/>	<input type="checkbox"/>	<input type="checkbox"/>	<input type="checkbox"/>	
		5 Seats, 0 In-line Table	TT5AAU/S5/IT0	<input type="checkbox"/>	<input type="checkbox"/>	<input type="checkbox"/>			<input type="checkbox"/>	<input type="checkbox"/>	
TT1U											
TT2U											
TT3U											
TT4U											
TT5U											
			A	B	C	D	E	F	G		

## HOW TO ORDER

Indicate the following information on order form:

- Quantity of each item.
- Model number, including options. See "How To Build a Model Number".
- Any special service required.

Note: • The ☐ indicates that a choice is required.

- The absence of the ☐ indicates that no choice is required.
- Alpha-numeric characters in place of ☐ indicate that no other alternatives are available.

## HOW TO BUILD A MODEL NUMBER

**A** Select basic model.

**B** Select corner table connection.

- NC** - No corner table  
**L** - Unit connects to one corner table  
**LL** - Unit connects to two corner tables

**C** Select frame color.

Refer to color addendum at ki.com or KI Fabrics & Finishes binder.

**D** Select seat/back color.

Refer to color addendum at ki.com or KI Fabrics & Finishes binder.

**E** Select surface finish for table.

Refer to color addendum at ki.com or KI Fabrics & Finishes binder.  
 Surface finish offerings are based on edge style selections.

**F** Select table edge color.

Refer to color addendum at ki.com or KI Fabrics & Finishes binder.  
 Edge color offerings are based on edge style selections.

**G** Select upholstery grade/color.

Refer to color addendum at ki.com or KI Fabrics & Finishes binder.

## OPTIONS

### California TB133 Fire Safety Code

The above seating products can be manufactured using the appropriate flame-retardant materials for compliance to California Technical Bulletin 133. Add "FR" to end of model number.

Model = Upholstered  
 Added Lead Time = 1 week  
 Added List Price:

- 1 Seat = \$84  
 2 Seats = \$167  
 3 Seats = \$249  
 4 Seats = \$332  
 5 Seats = \$415





# Piretti Torsion® Tandem

Multiple Seating

Approx. Packaged Weight	Delivered Pricing Fabric Grade 1 & C.O.M.	Delivered Pricing Fabric Grade 2	Delivered Pricing Fabric Grade 3	Delivered Pricing Vinyl Group 2	Delivered Pricing Pallas Fabric Group P0	Delivered Pricing Pallas Fabric Group P1	Delivered Pricing Pallas Fabric Group P2	Delivered Pricing Pallas Fabric Group P3	Delivered Pricing Pallas Fabric Group P4
35.0#	\$ 896	\$ 1027	\$ 1053	\$ 1053	\$ 945	\$ 956	\$ 1022	\$ 1097	\$ 1160
49.0#	1332	1463	1490	1490	1383	1394	1458	1535	1598
52.0#	1542	1803	1855	1855	1643	1664	1794	1942	2070
60.0#	1978	2238	2289	2289	2078	2099	2229	2375	2506
69.0#	2185	2578	2654	2654	2336	2369	2562	2784	2981
75.0#	2621	3013	3091	3091	2772	2805	2999	3222	3417
86.0#	2827	3351	3456	3456	3029	3073	3332	3628	3887
94.0#	3056	3447	3525	3525	3207	3239	3435	3657	3852
105.0#	3266	3787	3889	3889	3464	3508	3770	4062	4326
110.0#	3473	4126	4256	4256	3726	3780	4105	4472	4798
35.0#	\$ 896	\$ 983	\$ 1002	\$ 1002	\$ 928	\$ 938	\$ 981	\$ 1030	\$ 1073
49.0#	1456	1632	1667	1667	1527	1538	1624	1724	1812
60.0#	1668	1840	1876	1876	1725	1747	1833	1931	2019
74.0#	2229	2578	2647	2647	2370	2391	2565	2762	2938
85.0#	2436	2567	2594	2594	2464	2497	2564	2637	2703
99.0#	2999	3521	3625	3625	3209	3242	3503	3798	4058
110.0#	3207	3382	3417	3417	3245	3289	3376	3473	3561
118.0#	3561	4083	4186	4186	3769	3802	4062	4359	4619
129.0#	3770	4465	4604	4604	4052	4095	4443	4835	5185
140.0#	3977	4193	4238	4238	4026	4081	4187	4313	4420

## INFORMATION

### Note:

Torsion® in 2V Vinyl with FR requires a customer waiver since addition of the FR fire barrier to the upholstery detracts from the aesthetics of the chair.

## SPECIAL SERVICES

### Special Carton Marking

With specially marked information N/C


### Shipping

Shipped **k.d. freight prepaid f.o.b. Green Bay, Wisconsin 54302** factory. Freight class #70.

Specifications and prices are subject to change without prior notice.

# Piretti Torsion® Tandem

Multiple Seating

			MODEL NUMBER				Approx. Packaged Weight
			Basic Model	Frame Color	Surface Finish	Edge Color	
 TTCT	<b>Corner Table</b>	Connects 2 Units	TTCT/LC	<input type="checkbox"/> <input type="checkbox"/>	<input type="checkbox"/> <input type="checkbox"/> <input type="checkbox"/> <input type="checkbox"/>	<input type="checkbox"/> <input type="checkbox"/> <input type="checkbox"/> <input type="checkbox"/>	36.0#
	<ul style="list-style-type: none"><li>• Number of tables per arrangement</li><li>• Plastic laminate with vinyl bullnose edge</li><li>• For mounting modular units at a 90° angle</li><li>• Two required for U-shaped configuration</li><li>• One required for L-shaped configuration</li></ul>	Connects 1 Unit	TTCT/LO	<input type="checkbox"/> <input type="checkbox"/>	<input type="checkbox"/> <input type="checkbox"/> <input type="checkbox"/> <input type="checkbox"/>	<input type="checkbox"/> <input type="checkbox"/> <input type="checkbox"/> <input type="checkbox"/>	40.0#
HRDPT	<b>Back Ganging Bar</b>		DOP.GANG	<input type="checkbox"/> <input type="checkbox"/>			8.0#
	<ul style="list-style-type: none"><li>• Connects 2 units back-to-back</li><li>• Powder-coated to match base</li><li>• Sold in pairs</li></ul>						

A

B

C

D

## HOW TO ORDER

Indicate the following information on order form:

1. Quantity of each item.
2. Model number, including options. See “How To Build a Model Number”.
3. Any special service required.

Note:

- The ☐ indicates that a choice is required.
- The absence of the ☐ indicates that no choice is required.
- Alpha-numeric characters in place of ☐ indicate that no other alternatives are available.

## HOW TO BUILD A MODEL NUMBER

- A

Select basic model.
- B

Select frame color.  
Refer to color addendum at [ki.com](#) or KI Fabrics & Finishes binder.
- C

Select surface finish for table.  
Refer to color addendum at [ki.com](#) or KI Fabrics & Finishes binder.  
Surface finish offerings are based on edge style selections.
- D

Select table edge color.  
Refer to color addendum at [ki.com](#) or KI Fabrics & Finishes binder.  
Edge color offerings are based on edge style selections.



Delivered Pricing	
\$	604
	604
\$	209

SPECIAL SERVICES

Special Carton Marking

With specially marked information N/C

Shipping

Shipped k.d. freight prepaid f.o.b. Green Bay, Wisconsin 54302 factory. Freight class #70.

Specifications and prices are subject to change without prior notice.

# Soltice®

General Information



Soltice®  
(Transitional)



Soltice® Guest Chair

General Dimensions		
Seat width	20"	20"
Seat depth	18-1/4"	18-1/2"
Seat height	19-1/2"	19-1/2"
Arm width	1-1/4"	
Arm height	28-1/4"	
Overall Dimensions		
Width	22-3/4"	23"
Depth	24"	24"
Height	34"	33-1/2"

SPECIFICATIONS

**Complimentary Furniture**  
The following guest chairs offer complimentary furniture that creates continuity and a cohesive look throughout a facility. These complimentary pieces can be found in other sections of the KI price list.

**Flex™**  
FLEX - Flex Healthcare Seating, Flex Occasional Tables

LARESTA FREESTANDING - LaResta® Day Bed

**Perth®**  
Perth® - Perth® Healthcare Seating

LARESTA FREESTANDING - LaResta® Day Bed

**Soltice®**  
Soltice® - Soltice® Healthcare Seating, Soltice® Guest Seating, Soltice® Lounge

Seating  
  
LARESTA FREESTANDING - LaResta® Day Bed  
  
**Three®**  
THREE - Three Healthcare Seating, Three Lounge Seating

UPHOLSTERY INFORMATION

**C.O.M. Fabric**  
For C.O.M. fabric sent to KI-High Point on multiple rolls, add an additional yard of fabric per roll to the yardage requirements. Multiple rolls have shorter pieces of fabric on them and do not allow nesting and stacking of the fabric to achieve the best yield as is done with one large roll. This results in yardage shortages and requests for additional fabric from the client, which can hold up the order. For each roll that is sent, one yard needs to be added and needs to be added to one of the rolls, not separately.

**Fabric Disclaimer**  
Fabric will be applied as swatched by the fabric manufacturer. Fabric that is required to be applied differently than is swatched will need a Special Cost Request written specifying the direction the fabric is to be applied. The posted standard lead time will apply to the Special Cost Request.

FINISH INFORMATION

**SPECIAL FINISH MATCHES**  
KI can match special finish requests at an upcharge of \$70 List per item, up to 12 or a maximum charge of \$840 List per order per color. Special finish requests must be sent to your KI customer service representative.

Upon receipt from KI, the finishing department will prepare a "strike-off" which will be sent to the customer for approval.

The approval form accompanying the strike-off should be faxed to your KI customer service representative. Upon receipt of the

signed approval form, KI will proceed with the order. Disapproved samples may be sent back to KI directly with an explanation of disapproval. A Special Finish Number (SFN) will be assigned to this finish sample for future reference or reorders




#### INFORMATION

**Warranty**

Refer to KI Terms & Conditions document or  
visit [ki.com](http://ki.com)

Soltice®  
Multiple Seating

	MODEL	Features	COM	MODEL NUMBER						
				Basic Model	Non-Contrast or Fabric Contrast 1	Fabric Contrast 2	Wood Finish	TB133	Moisture Barrier	
 SGC	<b>Guest Chair (Armless)</b> <ul style="list-style-type: none"><li>1 = Back and side panels (Fabric Contrast 1) C.O.M. = 2 yd</li><li>2 = Seat (Fabric Contrast 2) C.O.M. = 1 yd</li></ul>	Non-contrast	2.25 yd	SAC/NC	<input type="checkbox"/> <input type="checkbox"/> <input type="checkbox"/> <input type="checkbox"/>		<input type="checkbox"/> <input type="checkbox"/> <input type="checkbox"/>	<input type="checkbox"/> <input type="checkbox"/> <input type="checkbox"/>	<input type="checkbox"/> <input type="checkbox"/> <input type="checkbox"/>	
		Contrast		SAC/FC	<input type="checkbox"/> <input type="checkbox"/> <input type="checkbox"/> <input type="checkbox"/>	<input type="checkbox"/> <input type="checkbox"/> <input type="checkbox"/> <input type="checkbox"/>	<input type="checkbox"/> <input type="checkbox"/> <input type="checkbox"/>	<input type="checkbox"/> <input type="checkbox"/> <input type="checkbox"/>	<input type="checkbox"/> <input type="checkbox"/> <input type="checkbox"/>	
				<b>A</b>	<b>B</b>	<b>C</b>	<b>D</b>	<b>E</b>	<b>F</b>	

HOW TO ORDER

Indicate the following information on order form:

- Quantity of each item.
- Model number, including options. See “How To Build a Model Number”.
- Any special service required.

Note:

- The ☐ indicates that a choice is required.
- The absence of the ☐ indicates that no choice is required.
- Alpha-numeric characters in place of ☐ indicate that no other alternatives are available.

HOW TO BUILD A MODEL NUMBER

- A** Select basic model.
- B** Select non-contrast or fabric contrast 1.  
Refer to color addendum at [ki.com](http://ki.com) or KI Fabrics & Finishes binder.
- C** Select fabric contrast 2.  
Refer to color addendum at [ki.com](http://ki.com) or KI Fabrics & Finishes binder.
- D** Select wood finish color.  
Refer to color addendum at [ki.com](http://ki.com) or KI Fabrics & Finishes binder.  
For Kensington Maple add upcharge.
- E** Select fire code.  
NFR - Compliance to TB 117-2013  
FR - Compliance to TB 133  
See pricing column for TB133 upcharge.
- F** Select moisture barrier.  
NMB - No moisture barrier  
MB - Moisture barrier

See pricing column for moisture barrier upcharge.

KENSINGTON MAPLE UPCHARGE

Kensington Maple requires extended leadtimes.  
Model  
SAC/NC \$38  
SAC/FC \$38



Approx. Packaged Weight	Grade C.O.M.	Grade C	Grade D	Grade E & C.O.L.	Grade F	Grade G	Grade H	Grade I	Grade J	Grade K	Grade L Leather	Grade M Leather	TB133 add to list price	Moisture Barrier add to list price
38.0#	\$ 1374	\$ 1391	\$ 1419	\$ 1451	\$ 1475	\$ 1518	\$ 1565	\$ 1621	\$ 1734	\$ 1844	\$ 1957	\$ 2182	\$ 257	\$ 110
38.0#	1432	1449	1477	1512	1534	1577	1624	1680	1793	1904	2014	2240	257	110

## UPHOLSTERY INFORMATION

### C.O.M. Requirements

C.O.M. yardage requirements listed above are based on plain goods 54" wide. If less than 54" wide or fabrics requiring matching (stripes, plaids, prints, large patterns), additional yardage will be needed. Consult C.O.M. matrix for additional yardage needed. For C.O.M. fabric sent to KI-High Point on multiple rolls, add an additional yard of fabric per roll to the yardage requirements.

### C.O.L. Requirements

Figure 18 sq. ft. of leather (C.O.L.) for each yard shown (i.e., 4.75 x 18 = 85.5 sq. ft.).

### Contrasting Upholstery

When contrasting fabric is chosen, price at highest in-grade.

### Minimum Fabric/Leather Quantity

Minimum order for fabric is 1 yard. Minimum order for leather is 1 hide (approximately 50 sq. ft.).

### California TB133 Fire Safety Code

The above seating products can be manufactured using the appropriate flame-retardant materials and fabric selections for compliance to California Technical Bulletin 133. See pricing column for upcharge. Please contact KI customer service for fabric compliance. Not available with moisture barrier.

### Construction

Frames are constructed of kiln-dried lumber and laminated hardwood plywood. Express wood components finished with catalyzed varnish (specify finish when ordering). Tight seats and backs sprung with stretch strap webbing stapled into position. Multiple densities of polyurethane foam covered with a layer of .75 super soft foam. Seats, backs and arms are field-replaceable.

## SPECIAL SERVICES

### Special Carton Marking

With specially marked information N/C



### Shipping

Shipped **assembled freight prepaid f.o.b. High Point, North Carolina 27263** factory. Freight class #175.

Specifications and prices are subject to change without prior notice.

# Soltice®

## Multiple Seating

	Features	COM	MODEL NUMBER								Approx. Packaged Weight
			Basic Model	Table Connect	Non-Contrast or Fabric Contrast 1	Fabric Contrast 2	Wood Finish	Arm Cap	TB133	Moisture Barrier	
 <p>SOMS <b>One Seat (Open Arm)</b></p> <ul style="list-style-type: none"> <li>1 = Back (Fabric Contrast 1) C.O.M. = 1.25 yd</li> <li>2 = Seat (Fabric Contrast 2) C.O.M. = 1 yd</li> </ul>	Non-contrast	1.5 yd	SOC/NC	<input type="checkbox"/> <input type="checkbox"/> <input type="checkbox"/> <input type="checkbox"/>	<input type="checkbox"/> <input type="checkbox"/> <input type="checkbox"/> <input type="checkbox"/>		<input type="checkbox"/> <input type="checkbox"/> <input type="checkbox"/> <input type="checkbox"/>	<input type="checkbox"/> <input type="checkbox"/> <input type="checkbox"/> <input type="checkbox"/>	<input type="checkbox"/> <input type="checkbox"/> <input type="checkbox"/> <input type="checkbox"/>	<input type="checkbox"/> <input type="checkbox"/> <input type="checkbox"/> <input type="checkbox"/>	38.0#
	Contrast		SOC/FC	<input type="checkbox"/> <input type="checkbox"/> <input type="checkbox"/> <input type="checkbox"/>	<input type="checkbox"/> <input type="checkbox"/> <input type="checkbox"/> <input type="checkbox"/>	<input type="checkbox"/> <input type="checkbox"/> <input type="checkbox"/> <input type="checkbox"/>	<input type="checkbox"/> <input type="checkbox"/> <input type="checkbox"/> <input type="checkbox"/>	<input type="checkbox"/> <input type="checkbox"/> <input type="checkbox"/> <input type="checkbox"/>	<input type="checkbox"/> <input type="checkbox"/> <input type="checkbox"/> <input type="checkbox"/>	<input type="checkbox"/> <input type="checkbox"/> <input type="checkbox"/> <input type="checkbox"/>	38.0#
 <p>SOMS <b>One Seat (Closed Arm)</b></p> <ul style="list-style-type: none"> <li>1 = Back and arms (Fabric Contrast 1) C.O.M. = 1.5 yd</li> <li>2 = Seat (Fabric Contrast 2) C.O.M. = 1 yd</li> </ul>	Non-contrast	2.5 yd	SPC/NC	<input type="checkbox"/> <input type="checkbox"/> <input type="checkbox"/> <input type="checkbox"/>	<input type="checkbox"/> <input type="checkbox"/> <input type="checkbox"/> <input type="checkbox"/>		<input type="checkbox"/> <input type="checkbox"/> <input type="checkbox"/> <input type="checkbox"/>	<input type="checkbox"/> <input type="checkbox"/> <input type="checkbox"/> <input type="checkbox"/>	<input type="checkbox"/> <input type="checkbox"/> <input type="checkbox"/> <input type="checkbox"/>	<input type="checkbox"/> <input type="checkbox"/> <input type="checkbox"/> <input type="checkbox"/>	38.0#
	Contrast		SPC/FC	<input type="checkbox"/> <input type="checkbox"/> <input type="checkbox"/> <input type="checkbox"/>	<input type="checkbox"/> <input type="checkbox"/> <input type="checkbox"/> <input type="checkbox"/>	<input type="checkbox"/> <input type="checkbox"/> <input type="checkbox"/> <input type="checkbox"/>	<input type="checkbox"/> <input type="checkbox"/> <input type="checkbox"/> <input type="checkbox"/>	<input type="checkbox"/> <input type="checkbox"/> <input type="checkbox"/> <input type="checkbox"/>	<input type="checkbox"/> <input type="checkbox"/> <input type="checkbox"/> <input type="checkbox"/>	<input type="checkbox"/> <input type="checkbox"/> <input type="checkbox"/> <input type="checkbox"/>	38.0#
			<b>A</b>	<b>B</b>	<b>C</b>	<b>D</b>	<b>E</b>	<b>F</b>	<b>G</b>	<b>H</b>	

### HOW TO ORDER

Indicate the following information on order form:

- Quantity of each item.
- Model number, including options. See "How To Build a Model Number".
- Any special service required.

Note: • The ☐ indicates that a choice is required.

- The absence of the ☐ indicates that no choice is required.
- Alpha-numeric characters in place of ☐ indicate that no other alternatives are available.

### HOW TO BUILD A MODEL NUMBER

**A** Select basic model.

**B** Select table connection.

- NT** - No connecting table
- LT** - Left facing table connectors
- RT** - Right facing table connectors
- LT/RT** - Left and Right table connectors

Left connector = right side when seated.  
Right connector = left side when seated.

**C** Select non-contrast or fabric contrast 1.  
Refer to color addendum at [ki.com](http://ki.com) or KI Fabrics & Finishes binder.

**D** Select fabric contrast 2.  
Refer to color addendum at [ki.com](http://ki.com) or KI Fabrics & Finishes binder.

**E** Select wood finish color.  
Refer to color addendum at [ki.com](http://ki.com) or KI Fabrics & Finishes binder.  
For Kensington Maple add upcharge.

**F** Select armcaps.

**WAC** - Wood armcaps (pair)

**PAC** - Black poly; add \$147

Upcharge for two armcaps.

**G** Select fire code.

**NFR** - Compliance to TB 117-2013

**FR** - Compliance to TB 133

See pricing column for TB133 upcharge.

**H** Select moisture barrier.

**NMB** - No moisture barrier

**MB** - Moisture barrier

See pricing column for moisture barrier upcharge.

### KENSINGTON MAPLE UPCHARGE

Kensington Maple requires extended leadtimes.

Model

SOC/NC	\$51
SOC/FC	\$51
SOCC/NC	\$95
SOCC/FC	\$95
SOCCC/NC	\$126
SOCCC/FC	\$126
SPC/NC	\$51
SPC/FC	\$51
SPCC/NC	\$88
SPCC/FC	\$88
SPCCC/NC	\$70
SPCCC/FC	\$70







Grade C.O.M.	Grade C	Grade D	Grade E & C.O.L.	Grade F	Grade G	Grade H	Grade I	Grade J	Grade K	Grade L Leather	Grade M Leather	TB133 add to list price	Moisture Barrier add to list price
\$ 1307	\$ 1317	\$ 1336	\$ 1358	\$ 1374	\$ 1402	\$ 1432	\$ 1470	\$ 1546	\$ 1621	\$ 1696	\$ 1844	\$ 181	\$ 110
1366	1377	1395	1419	1432	1463	1492	1530	1606	1680	1754	1904	181	110

# Soltice®

## Multiple Seating

	Features	COM	MODEL NUMBER								Approx. Packaged Weight
			Basic Model	Table Connect	Non-Contrast or Fabric Contrast 1	Fabric Contrast 2	Wood Finish	Arm Cap	TB133	Moisture Barrier	
 <p>SOMS <b>Two Seat Unit (Open Arm)</b></p> <ul style="list-style-type: none"> <li>1 = Back (Fabric Contrast 1) C.O.M. = 1.75 yd</li> <li>2 = Seat (Fabric Contrast 2) C.O.M. = 1.5 yd</li> </ul>	Non-contrast	3 yd	SOC/NC	□□□□	□□□□		□□□	□□□	□□□	□□□	66.0#
	Contrast		SOC/FC	□□□□	□□□□	□□□□	□□□	□□□	□□□	□□□	66.0#
 <p>SOMS <b>Two Seat Unit (Closed Arm)</b></p> <ul style="list-style-type: none"> <li>1 = Back and arms (Fabric Contrast 1) C.O.M. = 3 yd</li> <li>2 = Seat (Fabric Contrast 2) C.O.M. = 1.5 yd</li> </ul>	Non-contrast	4.5 yd	SPCC/NC	□□□□	□□□□		□□□	□□□	□□□	□□□	67.0#
	Contrast		SPCC/FC	□□□□	□□□□	□□□□	□□□	□□□	□□□	□□□	67.0#
			<b>A</b>	<b>B</b>	<b>C</b>	<b>D</b>	<b>E</b>	<b>F</b>	<b>G</b>	<b>H</b>	

### HOW TO ORDER

Indicate the following information on order form:

- Quantity of each item.
- Model number, including options. See "How To Build a Model Number".
- Any special service required.

Note: • The □ indicates that a choice is required.

- The absence of the □ indicates that no choice is required.
- Alpha-numeric characters in place of □ indicate that no other alternatives are available.

### HOW TO BUILD A MODEL NUMBER

**A** Select basic model.

**B** Select table connection.

- NT** - No connecting table
  - LT** - Left facing table connectors
  - RT** - Right facing table connectors
  - LTRT** - Left and Right table connectors
- Left connector = right side when seated.  
Right connector = left side when seated.

**C** Select non-contrast or fabric contrast 1. Refer to color addendum at ki.com or KI Fabrics & Finishes binder.

**D** Select fabric contrast 2. Refer to color addendum at ki.com or KI Fabrics & Finishes binder.

**E** Select wood finish color. Refer to color addendum at ki.com or KI Fabrics & Finishes binder. For Kensington Maple add upcharge.

**F** Select armcaps.

- WAC** - Wood armcaps (pair)
- PAC** - Black poly; add \$221 upcharge for three armcaps.

**G** Select fire code.

- NFR** - Compliance to TB 117-2013
  - FR** - Compliance to TB 133
- See pricing column for TB133 upcharge.

**H** Select moisture barrier.

- NMB** - No moisture barrier
  - MB** - Moisture barrier
- See pricing column for moisture barrier upcharge.

### KENSINGTON MAPLE UPCHARGE

Kensington Maple requires extended leadtimes.



Model	
SOC/NC	\$51
SOC/FC	\$51
SOC/NC	\$95
SOC/FC	\$95
SOC/NC	\$126
SOC/FC	\$126
SPC/NC	\$51
SPC/FC	\$51
SPCC/NC	\$88
SPCC/FC	\$88
SPCCC/NC	\$70
SPCCC/FC	\$70



	Grade C.O.M.	Grade C	Grade D	Grade E & C.O.L.	Grade F	Grade G	Grade H	Grade I	Grade J	Grade K	Grade L Leather	Grade M Leather	TB133 add to list price	Moisture Barrier add to list price
	\$ 2244	\$ 2269	\$ 2304	\$ 2350	\$ 2379	\$ 2437	\$ 2498	\$ 2572	\$ 2725	\$ 2874	\$ 3021	\$ 3322	\$ 317	\$ 233
	2320	2342	2379	2426	2456	2515	2573	2649	2797	2951	3099	3399	317	233
											</			

# Soltice®

## Multiple Seating

	Features	COM	MODEL NUMBER								Approx. Packaged Weight
			Basic Model	Table Connect	Non-Contrast or Fabric Contrast 1	Fabric Contrast 2	Wood Finish	Arm Cap	TB133	Moisture Barrier	
 <p>SOMS <b>Three Seat Unit (Open Arm)</b></p> <ul style="list-style-type: none"> <li>1 = Back (Fabric Contrast 1) C.O.M. = 2.75 yd</li> <li>2 = Seat (Fabric Contrast 2) C.O.M. = 2 yd</li> </ul>	Non-contrast	4.5 yd	SOCCC/NC	<input type="checkbox"/> <input type="checkbox"/> <input type="checkbox"/> <input type="checkbox"/>	<input type="checkbox"/> <input type="checkbox"/> <input type="checkbox"/> <input type="checkbox"/>		<input type="checkbox"/> <input type="checkbox"/> <input type="checkbox"/> <input type="checkbox"/>	<input type="checkbox"/> <input type="checkbox"/> <input type="checkbox"/> <input type="checkbox"/>	<input type="checkbox"/> <input type="checkbox"/> <input type="checkbox"/> <input type="checkbox"/>	<input type="checkbox"/> <input type="checkbox"/> <input type="checkbox"/> <input type="checkbox"/>	95.0#
	Contrast		SOCCC/FC	<input type="checkbox"/> <input type="checkbox"/> <input type="checkbox"/> <input type="checkbox"/>	<input type="checkbox"/> <input type="checkbox"/> <input type="checkbox"/> <input type="checkbox"/>	<input type="checkbox"/> <input type="checkbox"/> <input type="checkbox"/> <input type="checkbox"/>	<input type="checkbox"/> <input type="checkbox"/> <input type="checkbox"/> <input type="checkbox"/>	<input type="checkbox"/> <input type="checkbox"/> <input type="checkbox"/> <input type="checkbox"/>	<input type="checkbox"/> <input type="checkbox"/> <input type="checkbox"/> <input type="checkbox"/>	<input type="checkbox"/> <input type="checkbox"/> <input type="checkbox"/> <input type="checkbox"/>	95.0#
 <p>SOMS <b>Three Seat Unit (Closed Arm)</b></p> <ul style="list-style-type: none"> <li>1 = Back and arms (Fabric Contrast 1) C.O.M. = 4.5 yd</li> <li>2 = Seat (Fabric Contrast 2) C.O.M. = 2 yd</li> </ul>	Non-contrast	5.5 yd	SPCCC/NC	<input type="checkbox"/> <input type="checkbox"/> <input type="checkbox"/> <input type="checkbox"/>	<input type="checkbox"/> <input type="checkbox"/> <input type="checkbox"/> <input type="checkbox"/>		<input type="checkbox"/> <input type="checkbox"/> <input type="checkbox"/> <input type="checkbox"/>	<input type="checkbox"/> <input type="checkbox"/> <input type="checkbox"/> <input type="checkbox"/>	<input type="checkbox"/> <input type="checkbox"/> <input type="checkbox"/> <input type="checkbox"/>	<input type="checkbox"/> <input type="checkbox"/> <input type="checkbox"/> <input type="checkbox"/>	96.0#
	Contrast		SPCCC/FC	<input type="checkbox"/> <input type="checkbox"/> <input type="checkbox"/> <input type="checkbox"/>	<input type="checkbox"/> <input type="checkbox"/> <input type="checkbox"/> <input type="checkbox"/>	<input type="checkbox"/> <input type="checkbox"/> <input type="checkbox"/> <input type="checkbox"/>	<input type="checkbox"/> <input type="checkbox"/> <input type="checkbox"/> <input type="checkbox"/>	<input type="checkbox"/> <input type="checkbox"/> <input type="checkbox"/> <input type="checkbox"/>	<input type="checkbox"/> <input type="checkbox"/> <input type="checkbox"/> <input type="checkbox"/>	<input type="checkbox"/> <input type="checkbox"/> <input type="checkbox"/> <input type="checkbox"/>	96.0#
			<b>A</b>	<b>B</b>	<b>C</b>	<b>D</b>	<b>E</b>	<b>F</b>	<b>G</b>	<b>H</b>	

### HOW TO ORDER

Indicate the following information on order form:

- Quantity of each item.
- Model number, including options. See "How To Build a Model Number".
- Any special service required.

Note: • The ☐ indicates that a choice is required.

- The absence of the ☐ indicates that no choice is required.
- Alpha-numeric characters in place of ☐ indicate that no other alternatives are available.

### HOW TO BUILD A MODEL NUMBER

**A** Select basic model.

**B** Select table connection.

- NT** - No connecting table
- LT** - Left facing table connectors
- RT** - Right facing table connectors
- LTRT** - Left and Right table connectors

Left connector = right side when seated.  
Right connector = left side when seated.

**C** Select non-contrast or fabric contrast 1.  
Refer to color addendum at ki.com or KI Fabrics & Finishes binder.

**D** Select fabric contrast 2.  
Refer to color addendum at ki.com or KI Fabrics & Finishes binder.

**E** Select wood finish color.  
Refer to color addendum at ki.com or KI Fabrics & Finishes binder.  
For Kensington Maple add upcharge.

**F** Select armcaps.

**WAC** - Wood armcaps (pair)

**PAC** - Black poly; add \$294

Upcharge for four armcaps.

**G** Select fire code.

**NFR** - Compliance to TB 117-

2013

**FR** - Compliance to TB 133

See pricing column for TB133 upcharge.

**H** Select moisture barrier.

**NMB** - No moisture barrier

**MB** - Moisture barrier

See pricing column for moisture barrier upcharge.

### KENSINGTON MAPLE UPCHARGE

Kensington Maple requires extended leadtimes.

Model

SOC/NC	\$51
SOC/FC	\$51
SOCC/NC	\$95
SOCC/FC	\$95
SOCCC/NC	\$126
SOCCC/FC	\$126
SPC/NC	\$51
SPC/FC	\$51
SPCC/NC	\$88
SPCC/FC	\$88
SPCCC/NC	\$70
SPCCC/FC	\$70



Grade C.O.M.	Grade C	Grade D	Grade E & C.O.L.	Grade F	Grade G	Grade H	Grade I	Grade J	Grade K	Grade L Leather	Grade M Leather	TB133 add to list price	Moisture Barrier add to list price
\$ 3299	\$ 3331	\$ 3390	\$ 3456	\$ 3501	\$ 3590	\$ 3680	\$ 3793	\$ 4016	\$ 4241	\$ 4468	\$ 4916	\$ 476	\$ 368
3411	3447	3502	3571	3614	3705	3793	3908	4130	4356	4579	5027	476	368
\$ 3582	\$ 3632	\$ 3716	\$ 3827	\$ 3885	\$ 4020	\$ 4155	\$ 4323	\$ 4660	\$ 4998	\$ 5332	\$ 6007	\$ 727	\$ 368
3695	3744	3829	3939	3999	4132	4268	4436	4773	5109	5446	6117	727	368

## INFORMATION

### C.O.M. and C.O.L. Requirements

C.O.M. yardage requirements listed above are based on plain goods 54" wide. If less than 54" wide or fabrics requiring matching (stripes, plaids, prints, large patterns), additional yardage will be needed. Consult C.O.M. matrix for additional yardage needed. For C.O.M. fabric sent to KI-High Point on multiple rolls, add an additional yard of fabric per roll to the yardage requirements.

### C.O.L. Requirements

Figure 18 sq. ft. of leather (C.O.L.) for each yard shown (i.e., 4.75 x 18 = 85.5 sq ft).

### Contrasting Upholstery

When contrasting fabric is chosen, price at highest in-grade.

### Minimum Fabric/Leather Quantity

Minimum order for fabric is 1 yard. Minimum order for leather is 1 hide (approximately 50 sq. ft).

### California TB133 Fire Safety Code

The above seating products can be manufactured using the appropriate flame-retardant materials and fabric selections for compliance to California Technical Bulletin 133. See pricing column for upcharge. Please contact KI customer service for fabric compliance. Not available with moisture barrier.

### Construction

Frame constructed of kiln-dried lumber and laminated hardwood plywood. Exposed wood components finished with catalyzed varnish (specify finish when ordering). Tight seats and backs sprung with stretch strap webbing stapled into position. Multiple densities of polyurethane foam covered with a layer of .75 super soft foam. Seats, backs and arms are field replaceable.

### Note:

For replacement components on Multiple Seating, use Guest Chair replacement parts.

## SPECIAL SERVICES

### Special Carton Marking

With specially marked information N/C

### Shipping

Shipped **assembled freight prepaid f.o.b. High Point, North Carolina 27263** factory. Freight class #175.

Specifications and prices are subject to change without prior notice.

			MODEL NUMBER						Approx. Packaged Weight
			Basic Model	Non-Contrast or Fabric Contrast 1	Wood Finish	Arm Cap	TB133	Moisture Barrier	
SORP	Guest Chair Replacement Back	1.25 yd	SMS-BK	□□□			□□□	□□□	0.0#
SORP	Guest Chair Replacement Seat	1 yd	SMS-ST	□□□			□□□	□□□	0.0#
SORP	Guest Chair Replacement Arm (Open Arm)		SMS-OA/LF		□□□	□□□			0.0#
			SMS-OA/RF		□□□	□□□			0.0#
SORP	Guest Chair Replacement Arm (Closed Arm)	1 yd	SMS-CA/LF	□□□	□□□	□□□	□□□	□□□	0.0#
		1 yd	SMS-CA/RF	□□□	□□□	□□□	□□□	□□□	0.0#
SORP	Guest Chair Replacement Arm (Armless)	1.75 yd	SMS-AL	□□□	□□□		□□□	□□□	0.0#
SORP	Guest Chair Replacement Armcaps		SMS-AC		□□□	□□□			0.0#
			<b>A</b>	<b>B</b>	<b>C</b>	<b>D</b>	<b>E</b>	<b>F</b>	

HOW TO ORDER

Indicate the following information on order form:

1. Quantity of each item.
2. Model number, including options. See “How To Build a Model Number”.
3. Any special service required.

Note:

- The □ indicates that a choice is required.
- The absence of the □ indicates that no choice is required.
- Alpha-numeric characters in place of □ indicate that no other alternatives are available.

HOW TO BUILD A MODEL NUMBER

- A** Select basic model.
- B** Select non-contrast or fabric contrast 1.  
Refer to color addendum at [ki.com](http://ki.com) or KI Fabrics & Finishes binder.
- C** Select wood finish color.
- D** Select armcaps.  
**WAC** - Wood armcaps (pair)  
**PAC** - Black poly; add \$147  
Upcharge for two armcaps.
- E** Select fire code.  
**NFR** - Compliance to TB 117-2013  
**FR** - Compliance to TB 133  
See pricing column for TB133 upcharge.
- F** Select moisture barrier.  
**NMB** - No moisture barrier  
**MB** - Moisture barrier  
See pricing column for moisture barrier upcharge.

KENSINGTON MAPLE UPCHARGE

Kensington Maple requires extended leadtimes.

Model

SMS-OA	\$95
SMS-AC	\$126



Delivered Pricing	Grade C.O.M.	Grade C	Grade D	Grade E & C.O.L.	Grade F	Grade G	Grade H	Grade I	Grade J	Grade K	Grade L Leather	Grade M Leather	TB133 add to list price	Moisture Barrier add to list price
N/A	\$ 542	\$ 553	\$ 567	\$ 588	\$ 600	\$ 623	\$ 650	\$ 680	\$ 741	\$ 803	\$ 867	\$ 991	\$ 126	\$ 120
N/A	\$ 579	\$ 586	\$ 598	\$ 613	\$ 622	\$ 643	\$ 663	\$ 686	\$ 737	\$ 788	\$ 837	\$ 940	\$ 117	\$ 114
\$ 337													N/A	N/A
337													N/A	N/A
N/A	\$ 508	\$ 516	\$ 531	\$ 543	\$ 554	\$ 574	\$ 594	\$ 619	\$ 669	\$ 719	\$ 770	\$ 868	\$ 82	\$ 76
N/A	508	516	531	543	554	574	594	619	669	719	770	868	82	76
N/A	\$ 497	\$ 509	\$ 533	\$ 557	\$ 576	\$ 610	\$ 645	\$ 688	\$ 776	\$ 863	\$ 950	\$ 1126	\$ 82	\$ 82
\$ 269													N/A	N/A

## UPHOLSTERY INFORMATION

### C.O.M. Requirements

C.O.M. yardage requirements listed above are based on plain goods 54" wide. If less than 54" wide or fabrics requiring matching (stripes, plaids, prints, large patterns), additional yardage will be needed. Consult C.O.M. matrix for additional yardage needed. For C.O.M. fabric sent to KI-High Point on multiple rolls, add an additional yard of fabric per roll to the yardage requirements.

### C.O.L. Requirements

Figure 18 sq. ft. of leather (C.O.L.) for each yard shown (i.e., 4.75 x 18 = 85.5 sq. ft).

### Contrasting Upholstery

When contrasting fabric is chosen, price at highest in-grade.

### Minimum Fabric/Leather Quantity

Minimum order for fabric is 1 yard. Minimum order for leather is 1 hide (approximately 50 sq. ft).

### Californina TB133 Fire Safety Code

The above seating products can be manufactured using the appropriate flame-retardant materials and fabric selections for compliance to California Technical Bulletin 133. See pricing column for upcharge. Please contact KI customer service for fabric compliance. Not available with moisture barrier.

### Construction

Frames are constructed of kiln-dried lumber and laminated hardwood plywood. Express wood components finished with catalyzed varnish (specify finish when ordering). Tight seats and backs sprung with stretch strap webbing stapled into position. Multiple densities of polyurethane foam covered with a layer of .75 super soft foam. Seats, backs and arms are field-replaceable.

## SPECIAL SERVICES

### Special Carton Marking

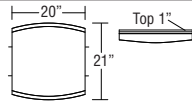
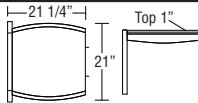
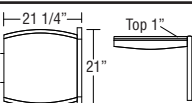
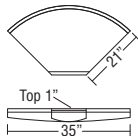
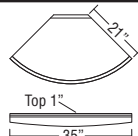
With specially marked information N/C

### Shipping

Shipped **assembled freight prepaid f.o.b. High Point, North Carolina 27263** factory. Freight class #175.

Specifications and prices are subject to change without prior notice.

Soltice®  
Connecting Tables

		MODEL	Features	MODEL NUMBER			Approx. Packaged Weight
				Basic Model	Wood Finish	Laminate Color	
 SLCT	<b>Center Connection Table</b> • 18" height	Laminate Top	ST.L	<input type="checkbox"/> <input type="checkbox"/> <input type="checkbox"/>	<input type="checkbox"/> <input type="checkbox"/> <input type="checkbox"/>	31.0#	
		Wood Veneer Top	ST.V	<input type="checkbox"/> <input type="checkbox"/> <input type="checkbox"/>		31.0#	
 SLCT	<b>End Table-Left</b> • 18" height	Laminate Top	ST.L.L	<input type="checkbox"/> <input type="checkbox"/> <input type="checkbox"/>	<input type="checkbox"/> <input type="checkbox"/> <input type="checkbox"/>	40.0#	
		Wood Veneer Top	ST.L.V	<input type="checkbox"/> <input type="checkbox"/> <input type="checkbox"/>		40.0#	
 SLCT	<b>End Table-Right</b> • 18" height	Laminate Top	ST.R.L	<input type="checkbox"/> <input type="checkbox"/> <input type="checkbox"/>	<input type="checkbox"/> <input type="checkbox"/> <input type="checkbox"/>	40.0#	
		Wood Veneer Top	ST.R.V	<input type="checkbox"/> <input type="checkbox"/> <input type="checkbox"/>		40.0#	
 SLCT	<b>90 Degree Connector Table-Inside</b> • 18" height	Laminate Top	ST90.I.L	<input type="checkbox"/> <input type="checkbox"/> <input type="checkbox"/>	<input type="checkbox"/> <input type="checkbox"/> <input type="checkbox"/>	26.0#	
		Wood Veneer Top	ST90.I.V	<input type="checkbox"/> <input type="checkbox"/> <input type="checkbox"/>		26.0#	
 SLCT	<b>90 Degree Connector Table-Outside</b> • 18" height	Laminate Top	ST90.O.L	<input type="checkbox"/> <input type="checkbox"/> <input type="checkbox"/>	<input type="checkbox"/> <input type="checkbox"/> <input type="checkbox"/>	26.0#	
		Wood Veneer Top	ST90.O.V	<input type="checkbox"/> <input type="checkbox"/> <input type="checkbox"/>		26.0#	
			<b>A</b>	<b>B</b>	<b>C</b>		

HOW TO ORDER

Indicate the following information on order form:

- Quantity of each item.
- Model number, including options. See “How To Build a Model Number”.
- Any special service required.

Note:

- The ☐ indicates that a choice is required.
- The absence of the ☐ indicates that no choice is required.
- Alpha-numeric characters in place of ☐ indicate that no other alternatives are available.

HOW TO BUILD A MODEL NUMBER

- A** Select basic model.
- B** Select wood finish color.  
Refer to color addendum at [ki.com](#) or KI Fabrics & Finishes binder.  
For Kensington Maple add upcharge.
- C** Select laminate color.  
Refer to color addendum at [ki.com](#) or KI Fabrics & Finishes binder.

KENSINGTON MAPLE UPCHARGE

Kensington Maple Upcharge

Kensington Maple requires extended leadtimes.	
Model	
ST.L	\$43
ST.V	\$43
ST.L.L	\$60
ST.L.V	\$60
ST.R.L	\$60
ST.R.V	\$60
ST90.I.L	\$72
ST90.I.V	\$72
ST90.O.L	\$72
ST90.O.V	\$72

**Construction**  
Constructed of kiln-dried hardwood and veneers.





Delivered Pricing	
\$	654
	685
\$	792
	820
\$	792
	820
\$	901
	946
\$	901
	946

SPECIAL SERVICES

Special Carton Marking

With specially marked information      N/C

Shipping

Shipped **assembled freight prepaid f.o.b. High Point, North Carolina 27263** factory. Freight class #175.

Specifications and prices are subject to change without prior notice.

# Strive® Tandem

General Information



Tandem Seating  
(ST4AAU/S3/IT1)



2-Place Unit  
(ST2NAP/S2/IT0)



3-Place Unit



4-Place Unit  
(ST2NAP/S4/IT0)

Features				
Arm	•			
Corner tables	•			
In-line tables	•			
Poly, upholstered seat, or upholstered seat/back	•	•	•	•
General Dimensions				
Seat width		18"	18"	18"
Seat depth		18"	18"	18"
Seat height		17"	17"	17"
Unit width (with arms)		44-1/2"	66-1/2"	92-1/2"
Unit width (no arms)		44-1/2"	66-1/2"	85-1/2"
Unit height		33"	33"	33"
Corner table top	30" x 30"			
In-line table	20" x 20"			
Table height (all table models)	17"			
Width between arms (inside arm)	18"			
Arm height from floor	25-3/4"			

SPECIFICATIONS

Backrest

Injection molded polypropylene with integral steel cantilever springs. The combination of the slotted polypropylene back and the spring steel provides a supportive flexing back. Springs are nominal 4.5mm diameter chrome silicon valve spring wire.

Seat

Injection-molded polypropylene seat attached directly to the structure.

Optional Upholstered Seat or Seat & Back

Molded urethane foam is attached to an injection molded polypropylene seat board, then upholstered using a draw-string process. The assembled seat pad is attached to the seat by means of hidden fasteners.

Underseat Structure

Support structure is die-formed 13-gauge steel welded to a 1" OD x 14-gauge tubular

steel cross member.

Frame Finish

Baked-on, electrostatically-applied 45 gloss epoxy powder coating.

Tandem Base

Cast aluminum alloy leg section. 14-gauge 1x2" seamless steel column. Upright and base are painted monochromatic with beam and yoke. Columns are welded to a plate which clamps onto beam.

Tandem Arm

Oval tubular steel arm support with self-skinning urethane armrests measuring 10¼" long x 4" wide. The tubular arm support is welded to a yoke and then fastened to the beam via a coverplate.

In-Line Table

Solid core top is 20" x 20" x 7/8" with a vinyl bullnose edge.

Corner Table

Solid core top is 30" x 30" x 7/8" with a vinyl bullnose edge.

INFORMATION

C.O.M Testing and Production Requirements

Not all materials are suitable for upholstering this product. A 1-1/2 yd. x 54" sample must be submitted and approved prior to acceptance of an order. If the fabric is directional in pattern or weave, the direction must be indicated on the submitted sample, and additional yardage may be requested.

Test samples must be sent to:

KI  
Attn: C.O.M. Specialist  
1687 Westminster Drive - Gate 3  
Green Bay, WI 54302

Fabric Disclaimer

Fabric will be applied as swatched by the

fabric manufacturer. Fabric that is required to be applied differently than is swatched will need a Special Cost Request written specifying the direction the fabric is to be applied. The posted standard lead time will apply to the Special Cost Request.

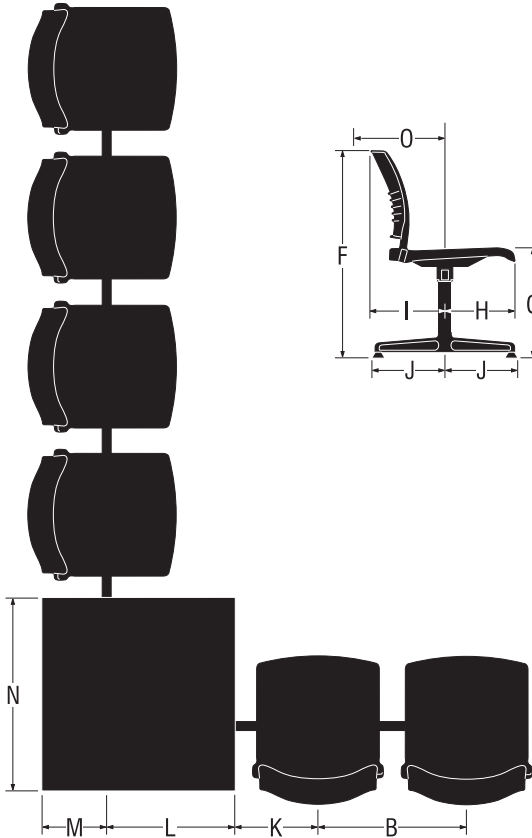
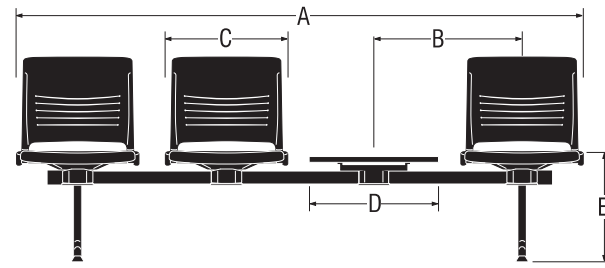
Design

Designed by Giancarlo Piretti and manufactured in the USA by Krueger International, Inc. under license from Pro-Cord S.p.A.



# Strive® Tandem

General Information



## DIMENSIONS

		No Arms	With Arms
A1	2-Place Unit	44 $\frac{1}{2}$ "	44 $\frac{1}{2}$ "
A2	3-Place Unit	66 $\frac{1}{2}$ "	66 $\frac{1}{2}$ "
A3	4-Place Unit	85 $\frac{1}{2}$ "	92 $\frac{1}{2}$ "
B	Additional Places	22"	22"
C	Seat Width	18"	
D	Table Width	20"	
E	Table Height	17"	
F	Unit Height	33"	
G	Seat Height	17"	
H	Beam Center to Front of Seat	10 $\frac{1}{4}$ "	
I	Beam Center to Back of Back	11"	
J	Beam Center to Foot End	11 $\frac{3}{4}$ "	
K	Seat Center to Corner Table		
	Mounting Side	13 $\frac{1}{2}$ "	
L	Beam Center to Corner Table		
	Mounting Side	20"	
M	Beam Center to Corner Table Back	10"	
N	Corner Table Width	30"	
O	Beam Center to Back of Flexed Back	14 $\frac{1}{4}$ "	




## INFORMATION

### Warranty

Refer to KI Terms & Conditions document or visit [ki.com](http://ki.com)

# Strive® Tandem

## Multiple Seating

			MODEL NUMBER						
MODEL	Features	Basic Model	Corner Table Connection	Frame Color	Seat & Back Color	Surface Finish	Edge Color		
 ST1P ST2P ST3P ST4P ST5P	<b>Polypropylene - No Arms</b> • Optional in-line tables	1 Seat, 0 In-Line Table	ST1NAP/S1/IT0	<input type="checkbox"/>	<input type="checkbox"/>	<input type="checkbox"/>			
		1 Seat, 1 In-Line Table	ST2NAP/S1/IT1	<input type="checkbox"/>	<input type="checkbox"/>	<input type="checkbox"/>	<input type="checkbox"/>	<input type="checkbox"/>	
		2 Seats, 0 In-Line Table	ST2NAP/S2/IT0	<input type="checkbox"/>	<input type="checkbox"/>	<input type="checkbox"/>			
		2 Seats, 1 In-Line Table	ST3NAP/S2/IT1	<input type="checkbox"/>	<input type="checkbox"/>	<input type="checkbox"/>	<input type="checkbox"/>	<input type="checkbox"/>	
		3 Seats, 0 In-Line Table	ST3NAP/S3/IT0	<input type="checkbox"/>	<input type="checkbox"/>	<input type="checkbox"/>			
		3 Seats, 1 In-line Table	ST4NAP/S3/IT1	<input type="checkbox"/>	<input type="checkbox"/>	<input type="checkbox"/>	<input type="checkbox"/>	<input type="checkbox"/>	
		4 Seats, 0 In-line Table	ST4NAP/S4/IT0	<input type="checkbox"/>	<input type="checkbox"/>	<input type="checkbox"/>			
		3 Seats, 2 In-Line Tables	ST5NAP/S3/IT2	<input type="checkbox"/>	<input type="checkbox"/>	<input type="checkbox"/>	<input type="checkbox"/>	<input type="checkbox"/>	
		4 Seats, 1 In-line Table	ST5NAP/S4/IT1	<input type="checkbox"/>	<input type="checkbox"/>	<input type="checkbox"/>	<input type="checkbox"/>	<input type="checkbox"/>	
		5 Seats, 0 In-line Table	ST5NAP/S5/IT0	<input type="checkbox"/>	<input type="checkbox"/>	<input type="checkbox"/>			
 ST1P ST2P ST3P ST4P ST5P	<b>Polypropylene - End Arms Only</b> • Optional in-line tables	1 Seat, 0 In-Line Table	ST1EAP/S1/IT0	<input type="checkbox"/>	<input type="checkbox"/>	<input type="checkbox"/>			
		1 Seat, 1 In-Line Table	ST2EAP/S1/IT1	<input type="checkbox"/>	<input type="checkbox"/>	<input type="checkbox"/>	<input type="checkbox"/>	<input type="checkbox"/>	
		2 Seats, 0 In-Line Table	ST2EAP/S2/IT0	<input type="checkbox"/>	<input type="checkbox"/>	<input type="checkbox"/>			
		2 Seats, 1 In-Line Table	ST3EAP/S2/IT1	<input type="checkbox"/>	<input type="checkbox"/>	<input type="checkbox"/>	<input type="checkbox"/>	<input type="checkbox"/>	
		3 Seats, 0 In-Line Table	ST3EAP/S3/IT0	<input type="checkbox"/>	<input type="checkbox"/>	<input type="checkbox"/>			
		3 Seats, 1 In-line Table	ST4EAP/S3/IT1	<input type="checkbox"/>	<input type="checkbox"/>	<input type="checkbox"/>	<input type="checkbox"/>	<input type="checkbox"/>	
		4 Seats, 0 In-line Table	ST4EAP/S4/IT0	<input type="checkbox"/>	<input type="checkbox"/>	<input type="checkbox"/>			
		3 Seats, 2 In-Line Tables	ST5EAP/S3/IT2	<input type="checkbox"/>	<input type="checkbox"/>	<input type="checkbox"/>	<input type="checkbox"/>	<input type="checkbox"/>	
		4 Seats, 1 In-line Table	ST5EAP/S4/IT1	<input type="checkbox"/>	<input type="checkbox"/>	<input type="checkbox"/>	<input type="checkbox"/>	<input type="checkbox"/>	
		5 Seats, 0 In-line Table	ST5EAP/S5/IT0	<input type="checkbox"/>	<input type="checkbox"/>	<input type="checkbox"/>			
 ST1P ST2P ST3P ST4P ST5P	<b>Polypropylene - Arms</b> • Optional in-line tables	1 Seat, 0 In-Line Table	ST1AAP/S1/IT0	<input type="checkbox"/>	<input type="checkbox"/>	<input type="checkbox"/>			
		1 Seat, 1 In-Line Table	ST2AAP/S1/IT1	<input type="checkbox"/>	<input type="checkbox"/>	<input type="checkbox"/>	<input type="checkbox"/>	<input type="checkbox"/>	
		2 Seats, 0 In-Line Table	ST2AAP/S2/IT0	<input type="checkbox"/>	<input type="checkbox"/>	<input type="checkbox"/>			
		2 Seats, 1 In-Line Table	ST3AAP/S2/IT1	<input type="checkbox"/>	<input type="checkbox"/>	<input type="checkbox"/>	<input type="checkbox"/>	<input type="checkbox"/>	
		3 Seats, 0 In-Line Table	ST3AAP/S3/IT0	<input type="checkbox"/>	<input type="checkbox"/>	<input type="checkbox"/>			
		3 Seats, 1 In-line Table	ST4AAP/S3/IT1	<input type="checkbox"/>	<input type="checkbox"/>	<input type="checkbox"/>	<input type="checkbox"/>	<input type="checkbox"/>	
		4 Seats, 0 In-line Table	ST4AAP/S4/IT0	<input type="checkbox"/>	<input type="checkbox"/>	<input type="checkbox"/>			
		3 Seats, 2 In-Line Tables	ST5AAP/S3/IT2	<input type="checkbox"/>	<input type="checkbox"/>	<input type="checkbox"/>	<input type="checkbox"/>	<input type="checkbox"/>	
		4 Seats, 1 In-line Table	ST5AAP/S4/IT1	<input type="checkbox"/>	<input type="checkbox"/>	<input type="checkbox"/>	<input type="checkbox"/>	<input type="checkbox"/>	
		5 Seats, 0 In-line Table	ST5AAP/S5/IT0	<input type="checkbox"/>	<input type="checkbox"/>	<input type="checkbox"/>			
			<b>A</b>	<b>B</b>	<b>C</b>	<b>D</b>	<b>E</b>	<b>F</b>	

### HOW TO ORDER

Indicate the following information on order form:

- Quantity of each item.
- Model number, including options. See "How To Build a Model Number".
- Any special service required.

Note: • The ☐ indicates that a choice is required.  
 • The absence of the ☐ indicates that no choice is required.  
 • Alpha-numeric characters in place of ☐ indicate that no other alternatives are available.

### HOW TO BUILD A MODEL NUMBER

**A** Select basic model.

**B** Select corner table connection.

**NC** - No corner table  
**L** - Unit connects to one corner table  
**LL** - Unit connects to two corner tables

**C** Select frame color.

Refer to color addendum at ki.com or KI Fabrics & Finishes binder.

**D** Select seat/back color.

Refer to color addendum at ki.com or KI Fabrics & Finishes binder.

**E** Select surface finish for table.

Refer to color addendum at ki.com or KI Fabrics & Finishes binder.  
 Surface finish offerings are based on edge style selections.

**F** Select table edge color.

Refer to color addendum at ki.com or KI Fabrics & Finishes binder.  
 Edge color offerings are based on edge style selections.

### OPTIONS

#### California TB133 Fire Safety Code

The above seating products can be manufactured using the appropriate flame-retardant materials for compliance to California Technical Bulletin 133. No additional lead time. Add "FR" to end of model number.

Model = Polypropylene

Added List price:

1 Seat \$11  
 2 Seats \$22  
 3 Seats \$33  
 4 Seats \$44  
 5 Seats \$55



Approx.  
Packaged  
Weight

Delivered  
Pricing

25.0#	\$ 389
39.0#	825
45.0#	778
59.0#	1214
65.0#	1167
79.0#	1603
89.0#	1558
98.0#	2039
104.0#	1993
110.0#	1947
30.0#	\$ 535
44.0#	897
47.0#	923
55.0#	1358
64.0#	1313
70.0#	1747
81.0#	1701
89.0#	2183
100.0#	2136
105.0#	2093

30.0#	\$ 535
44.0#	969
55.0#	996
69.0#	1504
80.0#	1457
94.0#	1965
105.0#	1921
113.0#	2472
124.0#	2427
135.0#	2381

## ACCESSORIES

Wallsaver Option  
 DOP:WS = \$28  
 (1 per base)

## SPECIAL SERVICES

### Special Carton Marking

With specially marked information N/C



### Shipping

Shipped **k.d. freight prepaid f.o.b. Green Bay, Wisconsin 54302** factory. Freight class #70.

Specifications and prices are subject to change without prior notice.

# Strive® Tandem

## Multiple Seating

		MODEL NUMBER							Approx. Packaged Weight
		Basic Model	Corner Table Connection	Frame Color	Seat & Back Color	Surface Finish	Edge Color	Upholstery Color	
 ST1U ST2U ST3U ST4U ST5U <b>Upholstered Seat - No Arms</b> • Optional in-line tables	1 Seat, 0 In-Line Table	ST1NAU/S1/IT0	□□	□□	□□□			□□□□□	30.0#
	1 Seat, 1 In-Line Table	ST2NAU/S1/IT1	□□	□□	□□□	□□□	□□□	□□□□□	41.0#
	2 Seats, 0 In-Line Table	ST2NAU/S2/IT0	□□	□□	□□□			□□□□□	50.0#
	2 Seats, 1 In-Line Table	ST3NAU/S2/IT1	□□	□□	□□□	□□□	□□□	□□□□□	64.0#
	3 Seats, 0 In-Line Table	ST3NAU/S3/IT0	□□	□□	□□□			□□□□□	70.0#
	3 Seats, 1 In-line Table	ST4NAU/S3/IT1	□□	□□	□□□	□□□	□□□	□□□□□	84.0#
	4 Seats, 0 In-line Table	ST4NAU/S4/IT0	□□	□□	□□□			□□□□□	94.0#
	3 Seats, 2 In-Line Tables	ST5NAU/S3/IT2	□□	□□	□□□	□□□	□□□	□□□□□	103.0#
	4 Seats, 1 In-line Table	ST5NAU/S4/IT1	□□	□□	□□□	□□□	□□□	□□□□□	109.0#
	5 Seats, 0 In-line Table	ST5NAU/S5/IT0	□□	□□	□□□			□□□□□	115.0#
 ST1U ST2U ST3U ST4U ST5U <b>Upholstered Seat - End Arms Only</b> • Optional in-line tables	1 Seat, 0 In-Line Table	ST1EAU/S1/IT0	□□	□□	□□□			□□□□□	35.0#
	1 Seat, 1 In-Line Table	ST2EAU/S1/IT1	□□	□□	□□□	□□□	□□□	□□□□□	49.0#
	2 Seats, 0 In-Line Table	ST2EAU/S2/IT0	□□	□□	□□□			□□□□□	52.0#
	2 Seats, 1 In-Line Table	ST3EAU/S2/IT1	□□	□□	□□□	□□□	□□□	□□□□□	60.0#
	3 Seats, 0 In-Line Table	ST3EAU/S3/IT0	□□	□□	□□□			□□□□□	69.0#
	3 Seats, 1 In-line Table	ST4EAU/S3/IT1	□□	□□	□□□	□□□	□□□	□□□□□	75.0#
	4 Seats, 0 In-line Table	ST4EAU/S4/IT0	□□	□□	□□□			□□□□□	86.0#
	3 Seats, 2 In-Line Tables	ST5EAU/S3/IT2	□□	□□	□□□	□□□	□□□	□□□□□	94.0#
	4 Seats, 1 In-line Table	ST5EAU/S4/IT1	□□	□□	□□□	□□□	□□□	□□□□□	105.0#
	5 Seats, 0 In-line Table	ST5EAU/S5/IT0	□□	□□	□□□			□□□□□	110.0#
			<b>A</b>	<b>B</b>	<b>C</b>	<b>D</b>	<b>E</b>	<b>F</b>	<b>G</b>

### HOW TO ORDER

Indicate the following information on order form:

- Quantity of each item.
- Model number, including options. See "How To Build a Model Number".
- Any special service required.

Note: • The □ indicates that a choice is required.

- The absence of the □ indicates that no choice is required.
- Alpha-numeric characters in place of □ indicate that no other alternatives are available.

### HOW TO BUILD A MODEL NUMBER

**A** Select basic model.

**B** Select corner table connection.

- NC** - No corner table  
**L** - Unit connects to one corner table  
**LL** - Unit connects to two corner tables

**C** Select frame color.

Refer to color addendum at [ki.com](http://ki.com) or KI Fabrics & Finishes binder.

**D** Select seat/back color.

Refer to color addendum at [ki.com](http://ki.com) or KI Fabrics & Finishes binder.

**E** Select surface finish for table.

Refer to color addendum at [ki.com](http://ki.com) or KI Fabrics & Finishes binder.  
 Surface finish offerings are based on edge style selections.

**F** Select table edge color.

Refer to color addendum at [ki.com](http://ki.com) or KI Fabrics & Finishes binder.  
 Edge color offerings are based on edge style selections.

**G** Select upholstery grade/color.

Refer to color addendum at [ki.com](http://ki.com) or KI Fabrics & Finishes binder.

### UPHOLSTERY INFORMATION

#### C.O.M. Upholstery

C.O.M. requirement for 10 chairs or less with upholstered seat or upholstered seat and back is 3/4 yard per chair of 54" wide nondirectional fabric. For orders of 11 or more with upholstered seat and back and for complete information on ordering C.O.M. see "Ordering C.O.M., C.O.V. and C.O.L." section.



Delivered Pricing Fabric Grade 1 & C.O.M.	Delivered Pricing Fabric Grade 2	Delivered Pricing Fabric Grade 3	Delivered Pricing C.O.V.	Delivered Pricing Vinyl Group 2	Delivered Pricing Pallas Fabric Group P0	Delivered Pricing Pallas Fabric Group P1	Delivered Pricing Pallas Fabric Group P2	Delivered Pricing Pallas Fabric Group P3	Delivered Pricing Pallas Fabric Group P4
\$ 449	\$ 477	\$ 491	\$ 449	\$ 491	\$ 487	\$ 525	\$ 545	\$ 565	\$ 584
885	912	897	885	897	893	931	953	973	990
899	955	979	899	979	972	1049	1091	1131	1165
1455	1511	1536	1455	1536	1529	1606	1647	1687	1721
1349	1432	1468	1349	1468	1460	1574	1635	1697	1747
1784	1868	1904	1784	1904	1894	2009	2070	2132	2183
1799	1910	1958	1799	1958	1947	2099	2181	2263	2332
2220	2303	2339	2220	2339	2329	2444	2506	2567	2617
2233	2345	2395	2233	2395	2383	2535	2615	2699	2766
2248	2388	2449	2248	2449	2433	2624	2726	2829	2912
\$ 595	\$ 622	\$ 634	\$ 595	\$ 634	\$ 632	\$ 670	\$ 689	\$ 712	\$ 728
957	985	998	957	998	995	1033	1053	1074	1091
1044	1100	1125	1044	1125	1117	1194	1235	1276	1311
1479	1536	1560	1479	1560	1553	1630	1671	1712	1745
1494	1577	1613	1494	1613	1604	1719	1780	1841	1893
1929	2012	2049	1929	2049	2040	2155	2217	2278	2329
1945	2055	2105	1945	2105	2091	2243	2325	2408	2476
2365	2449	2485	2365	2485	2475	2590	2651	2714	2764
2378	2491	2540	2378	2540	2526	2678	2762	2843	2910
2395	2533	2594	2395	2594	2578	2769	2872	2972	3059

## OPTIONS

### California TB133 Fire Safety Code

The above seating products can be manufactured using the appropriate flame-retardant materials for compliance to California Technical Bulletin 133. No additional lead time. Add "FR" to end of model number.

Model = Upholstered Seat

Added List price:

1 Seat	\$70
2 Seats	\$140
3 Seats	\$209
4 Seats	\$278
5 Seats	\$348

## ACCESSORIES

Wallsaver Option  
 DOP.WS = \$28  
 (1 per base)

## SPECIAL SERVICES

### Special Carton Marking

With specially marked information N/C



### Shipping

Shipped **k.d. freight prepaid f.o.b. Green Bay, Wisconsin 54302** factory. Freight class #70.

Specifications and prices are subject to change without prior notice.

# Strive® Tandem

## Multiple Seating

		MODEL NUMBER							Approx. Packaged Weight
		Basic Model	Corner Table Connection	Frame Color	Seat & Back Color	Surface Finish	Edge Color	Upholstery Color	
 ST1U ST2U ST3U ST4U ST5U <b>Upholstered Seat - Arms</b> • Optional in-line tables	1 Seat, 0 In-Line Table	ST1AAU/S1/IT0	<input type="checkbox"/>	<input type="checkbox"/>	<input type="checkbox"/>			<input type="checkbox"/>	35.0#
	1 Seat, 1 In-Line Table	ST2AAU/S1/IT1	<input type="checkbox"/>	<input type="checkbox"/>	<input type="checkbox"/>	<input type="checkbox"/>	<input type="checkbox"/>	<input type="checkbox"/>	49.0#
	2 Seats, 0 In-Line Table	ST2AAU/S2/IT0	<input type="checkbox"/>	<input type="checkbox"/>	<input type="checkbox"/>			<input type="checkbox"/>	60.0#
	2 Seats, 1 In-Line Table	ST3AAU/S2/IT1	<input type="checkbox"/>	<input type="checkbox"/>	<input type="checkbox"/>	<input type="checkbox"/>	<input type="checkbox"/>	<input type="checkbox"/>	74.0#
	3 Seats, 0 In-Line Table	ST3AAU/S3/IT0	<input type="checkbox"/>	<input type="checkbox"/>	<input type="checkbox"/>			<input type="checkbox"/>	85.0#
	3 Seats, 1 In-line Table	ST4AAU/S3/IT1	<input type="checkbox"/>	<input type="checkbox"/>	<input type="checkbox"/>	<input type="checkbox"/>	<input type="checkbox"/>	<input type="checkbox"/>	99.0#
	4 Seats, 0 In-line Table	ST4AAU/S4/IT0	<input type="checkbox"/>	<input type="checkbox"/>	<input type="checkbox"/>			<input type="checkbox"/>	110.0#
	3 Seats, 2 In-Line Tables	ST5AAU/S3/IT2	<input type="checkbox"/>	<input type="checkbox"/>	<input type="checkbox"/>	<input type="checkbox"/>	<input type="checkbox"/>	<input type="checkbox"/>	118.0#
	4 Seats, 1 In-line Table	ST5AAU/S4/IT1	<input type="checkbox"/>	<input type="checkbox"/>	<input type="checkbox"/>	<input type="checkbox"/>	<input type="checkbox"/>	<input type="checkbox"/>	129.0#
	5 Seats, 0 In-line Table	ST5AAU/S5/IT0	<input type="checkbox"/>	<input type="checkbox"/>	<input type="checkbox"/>			<input type="checkbox"/>	140.0#
 ST1UB ST2UB ST3UB ST4UB ST5UB <b>Upholstered Seat and Back - No Arms</b> • Optional in-line tables	1 Seat, 0 In-Line Table	ST1NAUB/S1/IT0	<input type="checkbox"/>	<input type="checkbox"/>	<input type="checkbox"/>			<input type="checkbox"/>	35.0#
	1 Seat, 1 In-Line Table	ST2NAUB/S1/IT1	<input type="checkbox"/>	<input type="checkbox"/>	<input type="checkbox"/>	<input type="checkbox"/>	<input type="checkbox"/>	<input type="checkbox"/>	49.0#
	2 Seats, 0 In-Line Table	ST2NAUB/S2/IT0	<input type="checkbox"/>	<input type="checkbox"/>	<input type="checkbox"/>			<input type="checkbox"/>	60.0#
	2 Seats, 1 In-Line Table	ST3NAUB/S2/IT1	<input type="checkbox"/>	<input type="checkbox"/>	<input type="checkbox"/>	<input type="checkbox"/>	<input type="checkbox"/>	<input type="checkbox"/>	74.0#
	3 Seats, 0 In-Line Table	ST3NAUB/S3/IT0	<input type="checkbox"/>	<input type="checkbox"/>	<input type="checkbox"/>			<input type="checkbox"/>	85.0#
	3 Seats, 1 In-Line Table	ST4NAUB/S3/IT1	<input type="checkbox"/>	<input type="checkbox"/>	<input type="checkbox"/>	<input type="checkbox"/>	<input type="checkbox"/>	<input type="checkbox"/>	99.0#
	4 Seats, 0 In-Line Table	ST4NAUB/S4/IT0	<input type="checkbox"/>	<input type="checkbox"/>	<input type="checkbox"/>			<input type="checkbox"/>	110.0#
	3 Seats, 2 In-Line Tables	ST5NAUB/S3/IT2	<input type="checkbox"/>	<input type="checkbox"/>	<input type="checkbox"/>	<input type="checkbox"/>	<input type="checkbox"/>	<input type="checkbox"/>	118.0#
	4 Seats, 1 In-Line Table	ST5NAUB/S4/IT1	<input type="checkbox"/>	<input type="checkbox"/>	<input type="checkbox"/>	<input type="checkbox"/>	<input type="checkbox"/>	<input type="checkbox"/>	129.0#
	5 Seats, 0 In-Line Table	ST5NAUB/S5/IT0	<input type="checkbox"/>	<input type="checkbox"/>	<input type="checkbox"/>			<input type="checkbox"/>	140.0#
			<b>A</b>	<b>B</b>	<b>C</b>	<b>D</b>	<b>E</b>	<b>F</b>	<b>G</b>

### HOW TO ORDER

Indicate the following information on order form:

- Quantity of each item.
- Model number, including options. See "How To Build a Model Number".
- Any special service required.

Note: • The ☐ indicates that a choice is required.

- The absence of the ☐ indicates that no choice is required.
- Alpha-numeric characters in place of ☐ indicate that no other alternatives are available.

### HOW TO BUILD A MODEL NUMBER

**A** Select basic model.

**B** Select corner table connection.

- NC** - No corner table  
**L** - Unit connects to one corner table  
**LL** - Unit connects to two corner tables

**C** Select frame color.

Refer to color addendum at [ki.com](http://ki.com) or KI Fabrics & Finishes binder.

**D** Select seat/back color.

Refer to color addendum at [ki.com](http://ki.com) or KI Fabrics & Finishes binder.

**E** Select surface finish for table.

Refer to color addendum at [ki.com](http://ki.com) or KI Fabrics & Finishes binder.  
 Surface finish offerings are based on edge style selections.

**F** Select table edge color.

Refer to color addendum at [ki.com](http://ki.com) or KI Fabrics & Finishes binder.  
 Edge color offerings are based on edge style selections.

**G** Select upholstery grade/color.

Refer to color addendum at [ki.com](http://ki.com) or KI Fabrics & Finishes binder.

### UPHOLSTERY INFORMATION

#### C.O.M. Upholstery

C.O.M. requirement for 10 chairs or less with upholstered seat or upholstered seat and back is 3/4 yard per chair of 54" wide nondirectional fabric. For orders of 11 or more with upholstered seat and back and for complete information on ordering C.O.M. see "Ordering C.O.M., C.O.V. and C.O.L." section.





Delivered Pricing Fabric Grade 1 & C.O.M.	Delivered Pricing Fabric Grade 2	Delivered Pricing Fabric Grade 3	Delivered Pricing C.O.V.	Delivered Pricing Vinyl Group 2	Delivered Pricing Pallas Fabric Group P0	Delivered Pricing Pallas Fabric Group P1	Delivered Pricing Pallas Fabric Group P2	Delivered Pricing Pallas Fabric Group P3	Delivered Pricing Pallas Fabric Group P4
\$ 595	\$ 622	\$ 634	\$ 595	\$ 634	\$ 632	\$ 670	\$ 689	\$ 712	\$ 728
1031	1058	1069	1031	1069	1066	1104	1126	1147	1163
1117	1173	1197	1117	1197	1191	1268	1309	1349	1383
1625	1681	1717	1625	1717	1710	1787	1828	1869	1902
1638	1723	1759	1638	1759	1751	1865	1926	1988	2039
2147	2230	2268	2147	2268	2257	2372	2433	2495	2546
2161	2274	2321	2161	2321	2309	2461	2544	2626	2693
2655	2737	2775	2655	2775	2765	2880	2942	3003	3054
2669	2781	2829	2669	2829	2815	2968	3051	3134	3201
2684	2823	2883	2684	2883	2868	3059	3161	3265	3347
\$ 502	\$ 532	\$ 543	\$ 502	\$ 543	\$ 541	\$ 579	\$ 598	\$ 619	\$ 635
940	966	950	940	950	947	985	1006	1044	1043
1006	1062	1087	1006	1087	1079	1155	1197	1238	1219
1562	1619	1642	1562	1642	1637	1713	1753	1794	1828
1509	1594	1628	1509	1628	1620	1734	1795	1857	1908
1946	2026	2064	1946	2064	2055	2169	2230	2291	2342
2012	2124	2171	2012	2171	2160	2313	2395	2476	2545
2379	2462	2499	2379	2499	2490	2604	2665	2727	2778
2448	2558	2607	2448	2607	2594	2747	2829	2911	2980
2515	2655	2716	2515	2716	2699	2890	2993	3096	3180

## OPTIONS

### California TB133 Fire Safety Code

The above seating products can be manufactured using the appropriate flame-retardant materials for compliance to California Technical Bulletin 133. No additional lead time. Add "FR" to end of model number.

Model = Upholstered Seat

Added List price:

1 Seat	\$70
2 Seats	\$140
3 Seats	\$209
4 Seats	\$278
5 Seats	\$348

Model = Upholstered Seat and Back

Added List price:

1 Seat	\$99
2 Seats	\$198
3 Seats	\$298
4 Seats	\$397
5 Seats	\$496

## ACCESSORIES

### Wallsaver Option

DOP.WS = \$28  
(1 per base)

## SPECIAL SERVICES

### Special Carton Marking

With specially marked information N/C



### Shipping

Shipped **k.d. freight prepaid f.o.b. Green Bay, Wisconsin 54302** factory. Freight class #70.

Specifications and prices are subject to change without prior notice.

# Strive® Tandem

## Multiple Seating

		MODEL NUMBER							Approx. Packaged Weight
		Basic Model	Corner Table Connection	Frame Color	Seat & Back Color	Surface Finish	Edge Color	Upholstery Color	
 ST1UB ST2UB ST3UB ST4UB ST5UB <b>Upholstered Seat and Back - End Arms Only</b> • Optional in-line tables	1 Seat, 0 In-Line Table	ST1EAUB/S1/IT0	<input type="checkbox"/>	<input type="checkbox"/>	<input type="checkbox"/>			<input type="checkbox"/>	35.0#
	1 Seat, 1 In-Line Table	ST2EAUB/S1/IT1	<input type="checkbox"/>	<input type="checkbox"/>	<input type="checkbox"/>	<input type="checkbox"/>	<input type="checkbox"/>	<input type="checkbox"/>	49.0#
	2 Seats, 0 In-Line Table	ST2EAUB/S2/IT0	<input type="checkbox"/>	<input type="checkbox"/>	<input type="checkbox"/>			<input type="checkbox"/>	52.0#
	2 Seats, 1 In-Line Table	ST3EAUB/S2/IT1	<input type="checkbox"/>	<input type="checkbox"/>	<input type="checkbox"/>	<input type="checkbox"/>	<input type="checkbox"/>	<input type="checkbox"/>	60.0#
	3 Seats, 0 In-Line Table	ST3EAUB/S3/IT0	<input type="checkbox"/>	<input type="checkbox"/>	<input type="checkbox"/>			<input type="checkbox"/>	69.0#
	3 Seats, 1 In-Line Table	ST4EAUB/S3/IT1	<input type="checkbox"/>	<input type="checkbox"/>	<input type="checkbox"/>	<input type="checkbox"/>	<input type="checkbox"/>	<input type="checkbox"/>	75.0#
	4 Seats, 0 In-Line Table	ST4EAUB/S4/IT0	<input type="checkbox"/>	<input type="checkbox"/>	<input type="checkbox"/>			<input type="checkbox"/>	86.0#
	3 Seats, 2 In-Line Tables	ST5EAUB/S3/IT2	<input type="checkbox"/>	<input type="checkbox"/>	<input type="checkbox"/>	<input type="checkbox"/>	<input type="checkbox"/>	<input type="checkbox"/>	94.0#
	4 Seats, 1 In-Line Table	ST5EAUB/S4/IT1	<input type="checkbox"/>	<input type="checkbox"/>	<input type="checkbox"/>	<input type="checkbox"/>	<input type="checkbox"/>	<input type="checkbox"/>	105.0#
	5 Seats, 0 In-Line Table	ST5EAUB/S5/IT0	<input type="checkbox"/>	<input type="checkbox"/>	<input type="checkbox"/>			<input type="checkbox"/>	110.0#
 ST1UB ST2UB ST3UB ST4UB ST5UB <b>Upholstered Seat and Back - Arms</b> • Optional in-line tables	1 Seat, 0 In-Line Table	ST1AAUB/S1/IT0	<input type="checkbox"/>	<input type="checkbox"/>	<input type="checkbox"/>			<input type="checkbox"/>	35.0#
	1 Seat, 1 In-Line Table	ST2AAUB/S1/IT1	<input type="checkbox"/>	<input type="checkbox"/>	<input type="checkbox"/>	<input type="checkbox"/>	<input type="checkbox"/>	<input type="checkbox"/>	49.0#
	2 Seats, 0 In-Line Table	ST2AAUB/S2/IT0	<input type="checkbox"/>	<input type="checkbox"/>	<input type="checkbox"/>			<input type="checkbox"/>	60.0#
	2 Seats, 1 In-Line Table	ST3AAUB/S2/IT1	<input type="checkbox"/>	<input type="checkbox"/>	<input type="checkbox"/>	<input type="checkbox"/>	<input type="checkbox"/>	<input type="checkbox"/>	74.0#
	3 Seats, 0 In-Line Table	ST3AAUB/S3/IT0	<input type="checkbox"/>	<input type="checkbox"/>	<input type="checkbox"/>			<input type="checkbox"/>	85.0#
	3 Seats, 1 In-Line Table	ST4AAUB/S3/IT1	<input type="checkbox"/>	<input type="checkbox"/>	<input type="checkbox"/>	<input type="checkbox"/>	<input type="checkbox"/>	<input type="checkbox"/>	99.0#
	4 Seats, 0 In-Line Table	ST4AAUB/S4/IT0	<input type="checkbox"/>	<input type="checkbox"/>	<input type="checkbox"/>			<input type="checkbox"/>	110.0#
	3 Seats, 2 In-Line Tables	ST5AAUB/S3/IT2	<input type="checkbox"/>	<input type="checkbox"/>	<input type="checkbox"/>	<input type="checkbox"/>	<input type="checkbox"/>	<input type="checkbox"/>	118.0#
	4 Seats, 1 In-Line Table	ST5AAUB/S4/IT1	<input type="checkbox"/>	<input type="checkbox"/>	<input type="checkbox"/>	<input type="checkbox"/>	<input type="checkbox"/>	<input type="checkbox"/>	129.0#
	5 Seats, 0 In-Line Table	ST5AAUB/S5/IT0	<input type="checkbox"/>	<input type="checkbox"/>	<input type="checkbox"/>			<input type="checkbox"/>	140.0#
			<b>A</b>	<b>B</b>	<b>C</b>	<b>D</b>	<b>E</b>	<b>F</b>	<b>G</b>

### HOW TO ORDER

Indicate the following information on order form:

- Quantity of each item.
- Model number, including options. See "How To Build a Model Number".
- Any special service required.

Note: • The ☐ indicates that a choice is required.

- The absence of the ☐ indicates that no choice is required.
- Alpha-numeric characters in place of ☐ indicate that no other alternatives are available.

### HOW TO BUILD A MODEL NUMBER

**A** Select basic model.

**B** Select corner table connection.

- NC** - No corner table  
**L** - Unit connects to one corner table  
**LL** - Unit connects to two corner tables

**C** Select frame color.

Refer to color addendum at [ki.com](http://ki.com) or KI Fabrics & Finishes binder.

**D** Select seat/back color.

Refer to color addendum at [ki.com](http://ki.com) or KI Fabrics & Finishes binder.

**E** Select surface finish for table.

Refer to color addendum at [ki.com](http://ki.com) or KI Fabrics & Finishes binder.  
 Surface finish offerings are based on edge style selections.

**F** Select table edge color.

Refer to color addendum at [ki.com](http://ki.com) or KI Fabrics & Finishes binder.  
 Edge color offerings are based on edge style selections.

**G** Select upholstery grade/color.

Refer to color addendum at [ki.com](http://ki.com) or KI Fabrics & Finishes binder.

### UPHOLSTERY INFORMATION

#### C.O.M. Upholstery

C.O.M. requirement for 10 chairs or less with upholstered seat or upholstered seat and back is 3/4 yard per chair of 54" wide nondirectional fabric. For orders of 11 or more with upholstered seat and back and for complete information on ordering C.O.M. see "Ordering C.O.M., C.O.V. and C.O.L." section.



Delivered Pricing Fabric Grade 1 & C.O.M.	Delivered Pricing Fabric Grade 2	Delivered Pricing Fabric Grade 3	Delivered Pricing C.O.V.	Delivered Pricing Vinyl Group 2	Delivered Pricing Pallas Fabric Group P0	Delivered Pricing Pallas Fabric Group P1	Delivered Pricing Pallas Fabric Group P2	Delivered Pricing Pallas Fabric Group P3	Delivered Pricing Pallas Fabric Group P4
\$ 649	\$ 676	\$ 688	\$ 649	\$ 688	\$ 685	\$ 723	\$ 742	\$ 765	\$ 780
1010	1039	1051	1010	1051	1049	1087	1105	1127	1145
1151	1207	1232	1151	1232	1225	1301	1341	1383	1418
1587	1642	1667	1587	1667	1660	1736	1778	1818	1853
1655	1737	1775	1655	1775	1764	1878	1940	2002	2052
2091	2172	2209	2091	2209	2201	2315	2376	2437	2490
2157	2269	2318	2157	2318	2304	2457	2540	2621	2689
2523	2608	2644	2523	2644	2635	2749	2812	2873	2924
2592	2703	2752	2592	2752	2739	2892	2975	3056	3124
2661	2798	2860	2661	2860	2845	3036	3138	3239	3326
\$ 649	\$ 676	\$ 688	\$ 649	\$ 688	\$ 685	\$ 723	\$ 742	\$ 765	\$ 780
1085	1112	1124	1085	1124	1119	1158	1179	1199	1216
1223	1279	1304	1223	1304	1297	1373	1415	1455	1490
1731	1787	1824	1731	1824	1818	1894	1934	1976	2009
1799	1884	1919	1799	1919	1909	2023	2086	2147	2199
2309	2390	2427	2309	2427	2418	2532	2594	2655	2705
2375	2487	2535	2375	2535	2522	2675	2757	2838	2907
2815	2898	2934	2815	2934	2927	3041	3102	3163	3214
2882	2994	3043	2882	3043	3029	3182	3265	3346	3414
2951	3090	3150	2951	3150	3135	3326	3428	3531	3614

## OPTIONS

### California TB133 Fire Safety Code

The above seating products can be manufactured using the appropriate flame-retardant materials for compliance to California Technical Bulletin 133. No additional lead time.

Add "FR" to end of model number.

Model = Upholstered Seat and Back

Added List price:

1 Seat	\$99
2 Seats	\$198
3 Seats	\$298
4 Seats	\$397
5 Seats	\$496

## ACCESSORIES

### Wallsaver Option

DOP.WS = \$28

(1 per base)

## SPECIAL SERVICES

### Special Carton Marking

With specially marked information N/C


### Shipping

Shipped **k.d. freight prepaid f.o.b. Green Bay, Wisconsin 54302** factory. Freight class #70.

Specifications and prices are subject to change without prior notice.

# Strive® Tandem

Multiple Seating

			MODEL NUMBER				Approx. Packaged Weight
			Basic Model	Frame Color	Surface Finish	Edge Color	
 TTCT	<b>Corner Table</b>	Connects 1 Unit	TTCT/LO	<input type="checkbox"/> <input type="checkbox"/>	<input type="checkbox"/> <input type="checkbox"/> <input type="checkbox"/>	<input type="checkbox"/> <input type="checkbox"/> <input type="checkbox"/>	40.0#
	<ul style="list-style-type: none"><li>• Number of tables per arrangement</li><li>• Plastic laminate with vinyl bullnose edge</li><li>• For mounting modular units at a 90° angle</li><li>• Two required for U-shaped configuration</li><li>• One required for L-shaped configuration</li></ul>	Connects 2 Units	TTCT/LC	<input type="checkbox"/> <input type="checkbox"/>	<input type="checkbox"/> <input type="checkbox"/> <input type="checkbox"/>	<input type="checkbox"/> <input type="checkbox"/> <input type="checkbox"/>	36.0#
HRDPT	<b>Back Ganging Bar</b>		DOP.GANG	<input type="checkbox"/> <input type="checkbox"/>			8.0#
	<ul style="list-style-type: none"><li>• Connects 2 units back-to-back</li><li>• Powder coated to match base</li><li>• Sold in pairs</li></ul>						
			<b>A</b>	<b>B</b>	<b>C</b>	<b>D</b>	

### HOW TO ORDER

Indicate the following information on order form:

1. Quantity of each item.
2. Model number, including options. See “How To Build a Model Number”.
3. Any special service required.

Note:

- The ☐ indicates that a choice is required.
- The absence of the ☐ indicates that no choice is required.
- Alpha-numeric characters in place of ☐ indicate that no other alternatives are available.

### HOW TO BUILD A MODEL NUMBER

- A** Select basic model.
- B** Select frame color.  
Refer to color addendum at [ki.com](#) or KI Fabrics & Finishes binder.
- C** Select surface finish for table.  
Refer to color addendum at [ki.com](#) or KI Fabrics & Finishes binder.  
Surface finish offerings are based on edge style selections.
- D** Select table edge color.  
Refer to color addendum at [ki.com](#) or KI Fabrics & Finishes binder.  
Edge color offerings are based on edge style selections.



Delivered Pricing	
\$	604
	604
\$	209

SPECIAL SERVICES

Special Carton Marking

With specially marked information      N/C

Shipping

Shipped **k.d. freight prepaid f.o.b. Green Bay, Wisconsin 54302** factory. Freight class #70.

Specifications and prices are subject to change without prior notice.

# Three®

General Information



	Small Single Seat (TPC)	Medium Single Seat (TPCR)	Two Seat (TPCC)	Three Seat (TPCCC)	Small Scale Loveseat (TP33)	Small Scale Sofa (TP43)
General Dimensions						
Seat width	19-3/4"	23-1/2"	19-3/4"	19-3/4"	39-3/4"	63"
Seat depth	18-1/2"	19"	18-1/2"	18-1/2"	18-1/2"	18-1/2"
Seat height	18-1/2"	18-1/2"	18-1/2"	18-1/2"	18-1/2"	18-1/2"
Arm width	2-1/2"	2-1/2"	2-1/2"	2-1/2"	2-1/2"	2-1/2"
Arm height	25-1/4"	25-1/4"	25-1/4"	25-1/4"	25-1/4"	25-1/4"
Overall Dimensions						
Width	24-1/2"	28-1/2"	46-1/2"	68-1/2"	44-1/2"	68-1/2"
Depth	26-1/2"	26-1/2"	26-1/2"	26-1/2"	26-1/2"	26-1/2"
Height	31-1/2"	31-1/2"	31-1/2"	31-1/2"	31-1/2"	31-1/2"

SPECIFICATIONS

**Complimentary Furniture**  
The following guest chairs offer complimentary furniture that creates continuity and a cohesive look throughout a facility. These complimentary pieces can be found in other sections of the KI price list.

**Flex™**  
FLEX - Flex Healthcare Seating, Flex Occasional Tables

LARESTA FREESTANDING - LaResta® Day Bed

**Perth®**  
Perth® - Perth® Healthcare Seating

LARESTA FREESTANDING - LaResta® Day Bed

**Soltice®**  
Soltice® - Soltice® Healthcare Seating, Soltice® Guest Seating, Soltice® Lounge

Seating  
  
LARESTA FREESTANDING - LaResta® Day Bed  
  
**Three®**  
THREE - Three Healthcare Seating

UPHOLSTERY INFORMATION

**C.O.M. Fabric**  
For C.O.M. fabric sent to KI-High Point on multiple rolls, add an additional yard of fabric per roll to the yardage requirements. Multiple rolls have shorter pieces of fabric on them and do not allow nesting and stacking of the fabric to achieve the best yield as is done with one large roll. This results in yardage shortages and requests for additional fabric from the client, which can hold up the order. For each roll that is sent, one yard needs to be added and needs to be added to one of the rolls, not separately.  
Fabric Disclaimer  
Fabric will be applied as swatched by the

fabric manufacturer. Fabric that is required to be applied differently than is swatched will need a Special Cost Request written specifying the direction the fabric is to be applied. The posted standard lead time will apply to the Special Cost Request.

FINISH INFORMATION

**SPECIAL FINISH MATCHES**  
KI can match special finish requests at an upcharge of \$70 List per item, up to 12 or a maximum charge of \$840 List per order per color. Special finish requests must be sent to your KI customer service representative.

Upon receipt from KI, the finishing department will prepare a "strike-off" which will be sent to the customer for approval.

The approval form accompanying the strike-off should be faxed to your KI customer service representative. Upon receipt of the

signed approval form, KI will proceed with the order. Disapproved samples may be sent back to KI directly with an explanation of disapproval. A Special Finish Number (SFN) will be assigned to this finish sample for future reference or reorders


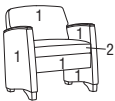


#### INFORMATION

**Warranty**

Refer to KI Terms & Conditions document or  
visit [ki.com](http://ki.com)

Three®  
Multiple Seating

				MODEL NUMBER							
				Basic Model	Non-Contrast or Fabric Contrast 1	Fabric Contrast 2	Wood Finish	TB133	Moisture Barrier	Arm Cap	
MODEL	Features	COM									
	<b>Small Single Seat</b>	Non-contrast	3.5 yd	TPC/NC	□□□□		□□□	□□□	□□□	□□□	
	• 1 = Back and arms (Fabric Contrast 1) C.O.M. = 2.5 yd	Contrast		TPC/FC	□□□□	□□□□	□□□	□□□	□□□	□□□	
	• 2 = Seat (Fabric Contrast 2) C.O.M. = 1 yd										
THMS											
	<b>Medium Single Seat</b>	Non-contrast	4 yd	TPCR/NC	□□□□		□□□	□□□	□□□	□□□	
	• 1 = Back and arms (Fabric Contrast 1) C.O.M. = 2.75	Contrast		TPCR/FC	□□□□	□□□□	□□□	□□□	□□□	□□□	
	• 2 = Seat (Fabric Contrast 2) C.O.M. = 1 yd										
THMS											
				<b>A</b>	<b>B</b>	<b>C</b>	<b>D</b>	<b>E</b>	<b>F</b>	<b>G</b>	

HOW TO ORDER

Indicate the following information on order form:

- Quantity of each item.
- Model number, including options. See “How To Build a Model Number”.
- Any special service required.

Note:

- The □ indicates that a choice is required.
- The absence of the □ indicates that no choice is required.
- Alpha-numeric characters in place of □ indicate that no other alternatives are available.

HOW TO BUILD A MODEL NUMBER

- A** Select basic model.
- B** Select non-contrast or fabric contrast 1.  
Refer to color addendum at ki.com or KI Fabrics & Finishes binder.
- C** Select fabric contrast 2.  
Refer to color addendum at ki.com or KI Fabrics & Finishes binder.
- D** Select wood finish color.  
Refer to color addendum at ki.com or KI Fabrics & Finishes binder.  
For Kensington Maple add upcharge.
- E** Select fire code.  
**NFR** - Compliance to TB 117-2013  
**FR** - Compliance to TB 133  
See pricing column for TB133 upcharge.
- F** Select moisture barrier.  
**NMB** - No moisture barrier  
**MB** - Moisture barrier

See pricing column for moisture barrier upcharge.

- G** Select armcaps.
- |            |                         |
|------------|-------------------------|
| <b>WAC</b> | - Wood armcaps (pair)   |
| <b>PAC</b> | - Black poly; add \$111 |
- Upcharge for two armcaps.

KENSINGTON MAPLE UPCHARGE

Kensington Maple requires extended leadtimes.

Model	
TPC/NC	\$25
TPC/FC	\$25
TPCR/NC	\$25
TPCR/FC	\$25
TPCC/NC	\$38
TPCC/FC	\$38
TPCCC/NC	\$51
TPCCC/FC	\$51





Approx. Packaged Weight	Grade C.O.M.	Grade C	Grade D	Grade E & C.O.L.	Grade F	Grade G	Grade H	Grade I	Grade J	Grade K	Grade L Leather	Grade M Leather	TB133 add to list price	Moisture Barrier add to list price
50.0#	\$ 1579	\$ 1610	\$ 1666	\$ 1723	\$ 1768	\$ 1849	\$ 1930	\$ 2035	\$ 2239	\$ 2446	\$ 2651	\$ 3063	\$ 351	\$ 213
50.0#	1622	1650	1705	1763	1807	1887	1972	2074	2280	2487	2692	3103	351	213
55.0#	\$ 1735	\$ 1772	\$ 1830	\$ 1900	\$ 1950	\$ 2043	\$ 2135	\$ 2253	\$ 2488	\$ 2725	\$ 2962	\$ 3432	\$ 384	\$ 225
55.0#	1776	1813	1872	1943	1988	2081	2176	2292	2528	2766	3002	3471	384	225

## INFORMATION

### C.O.M. Requirements

C.O.M. yardage requirements listed above are based on plain goods 54" wide. If less than 54" wide or fabrics requiring matching (stripes, plaids, prints, large patterns), additional yardage will be needed. Consult COM/COL matrix for ordering additional yardage needed. For C.O.M. fabric sent to KI-High Point on multiple rolls, add an additional yard of fabric per roll to the yardage requirements.

Multiply number of seats, backs and arms required by yardage amount (e.g. 3 replacement seats required x 1 yard = 3 yards total).

### C.O.L. Requirements

Figure 18 sq. ft. of leather (C.O.L.) for each yard shown (i.e., 4.75 x 18 = 85.5 sq ft).

### Contrasting Upholstery

When contrasting fabric is chosen, price at

highest in-grade.

### Minimum Fabric/Leather Quantity

Minimum order for fabric is 1 yard. Minimum order for leather is 1 hide (approximately 50 sq. ft).

### Construction

Seat frame constructed of welded structural steel. Back constructed from formed laminate plywood. (Loveseat from kiln-dried hardwood). Arms constructed from kiln-dried hardwood. Cushioning of multiple densities of polyurethane foam and dacron fiber.

### California TB133 Fire Safety Code

The above seating products can be manufactured using the appropriate flame-retardant materials and fabric selections for compliance to California Technical Bulletin 133. See pricing column for upcharge. Please contact KI customer service for fabric compliance. Not available with moisture barrier.

## SPECIAL SERVICES

### Special Carton Marking

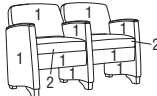
With specially marked information N/C

### Shipping

Shipped **assembled freight prepaid f.o.b. High Point, North Carolina 27263** factory. Freight class #175.

Specifications and prices are subject to change without prior notice.

Three®  
Multiple Seating

				MODEL NUMBER							
				Basic Model	Non-Contrast or Fabric Contrast 1	Fabric Contrast 2	Wood Finish	TB133	Moisture Barrier	Arm Cap	
MODEL	Features	COM									
 THMS	<b>Two Seat Chair</b> <ul style="list-style-type: none"><li>1 = Back and arms (Fabric Contrast 1) C.O.M. = 4 yd</li><li>2 = Seat (Fabric Contrast 2) C.O.M. = 1.75 yd</li></ul>	Non-contrast	5.75 yd	TPCC/NC	□□□□		□□□	□□□	□□□	□□□	
		Contrast		TPCC/FC	□□□□	□□□□	□□□	□□□	□□□	□□□	
				<b>A</b>	<b>B</b>	<b>C</b>	<b>D</b>	<b>E</b>	<b>F</b>	<b>G</b>	

HOW TO ORDER

Indicate the following information on order form:

- Quantity of each item.
- Model number, including options. See “How To Build a Model Number”.
- Any special service required.

Note:

- The □ indicates that a choice is required.
- The absence of the □ indicates that no choice is required.
- Alpha-numeric characters in place of □ indicate that no other alternatives are available.

HOW TO BUILD A MODEL NUMBER

- A** Select basic model.
- B** Select non-contrast or fabric contrast 1.  
Refer to color addendum at ki.com or KI Fabrics & Finishes binder.
- C** Select fabric contrast 2.  
Refer to color addendum at ki.com or KI Fabrics & Finishes binder.
- D** Select wood finish color.  
Refer to color addendum at ki.com or KI Fabrics & Finishes binder.  
For Kensington Maple add upcharge.
- E** Select fire code.

NFR

- Compliance to TB 117-2013

FR

- Compliance to TB 133

See pricing column for TB133 upcharge.
- F** Select moisture barrier.

NMB

- No moisture barrier

MB

- Moisture barrier

See pricing column for moisture barrier upcharge.

- G** Select armcaps.

WAC

- Wood armcaps (pair)

PAC

- Black poly; add \$168

Upcharge for three armcaps.

KENSINGTON MAPLE UPCHARGE

Kensington Maple requires extended leadtimes.

Model	
TPC/NC	\$25
TPC/FC	\$25
TPCR/NC	\$25
TPCR/FC	\$25
TPCC/NC	\$38
TPCC/FC	\$38
TPCCC/NC	\$51
TPCCC/FC	\$51



Approx. Packaged Weight	Grade C.O.M.	Grade C	Grade D	Grade E & C.O.L.	Grade F	Grade G	Grade H	Grade I	Grade J	Grade K	Grade L Leather	Grade M Leather	TB133 add to list price	Moisture Barrier add to list price
85.0#	\$ 2724	\$ 2775	\$ 2860	\$ 2962	\$ 3027	\$ 3164	\$ 3298	\$ 3467	\$ 3810	\$ 4146	\$ 4483	\$ 5160	\$ 574	\$ 346
85.0#	2806	2856	2941	3042	3110	3245	3380	3550	3888	4228	4564	5240	574	346

## INFORMATION

### C.O.M. Requirements

C.O.M. yardage requirements listed above are based on plain goods 54" wide. If less than 54" wide or fabrics requiring matching (stripes, plaids, prints, large patterns), additional yardage will be needed. Consult COM/COL matrix for ordering additional yardage needed. For C.O.M. fabric sent to KI-High Point on multiple rolls, add an additional yard of fabric per roll to the yardage requirements.

Multiply number of seats, backs and arms required by yardage amount (e.g. 3 replacement seats required x 1 yard = 3 yards total).

### C.O.L. Requirements

Figure 18 sq. ft. of leather (C.O.L.) for each yard shown (i.e., 4.75 x 18 = 85.5 sq ft).

### Contrasting Upholstery

When contrasting fabric is chosen, price at

highest in-grade.

### Minimum Fabric/Leather Quantity

Minimum order for fabric is 1 yard. Minimum order for leather is 1 hide (approximately 50 sq. ft).

### Construction

Seat frame constructed of welded structural steel. Back constructed from formed laminate plywood. (Loveseat from kiln-dried hardwood). Arms constructed from kiln-dried hardwood. Cushioning of multiple densities of polyurethane foam and dacron fiber.

### California TB133 Fire Safety Code

The above seating products can be manufactured using the appropriate flame-retardant materials and fabric selections for compliance to California Technical Bulletin 133. See pricing column for upcharge. Please contact KI customer service for fabric compliance. Not available with moisture barrier.

## SPECIAL SERVICES

### Special Carton Marking

With specially marked information N/C

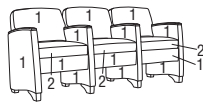
### Shipping

Shipped **assembled freight prepaid f.o.b. High Point, North Carolina 27263** factory. Freight class #175.

Specifications and prices are subject to change without prior notice.

# Three®

Multiple Seating

					MODEL NUMBER									
					Basic Model	Non-Contrast or Fabric Contrast 1	Fabric Contrast 2	Wood Finish	TB133	Moisture Barrier	Arm Cap			
MODEL					Features	COM								
 THMS	<b>Three Seat Chair</b>				Non-contrast	7.75 yd	TPCCC/NC	□□□□	□□	□□	□□	□□		
	• 1 = Back and arms (Fabric Contrast 1) C.O.M. = 5.75 yd				Contrast		TPCCC/FC	□□□□	□□□□	□□	□□	□□	□□	
	• 2 = Seat (Fabric Contrast 2) C.O.M. = 2.5 yd													

HOW TO ORDER

Indicate the following information on order form:

1. Quantity of each item.
2. Model number, including options. See "How To Build a Model Number".
3. Any special service required.

Note:

- The □ indicates that a choice is required.
- The absence of the □ indicates that no choice is required.
- Alpha-numeric characters in place of □ indicate that no other alternatives are available.

HOW TO BUILD A MODEL NUMBER

- A** Select basic model.
- B** Select non-contrast or fabric contrast 1.  
Refer to color addendum at ki.com or KI Fabrics & Finishes binder.
- C** Select fabric contrast 2.  
Refer to color addendum at ki.com or KI Fabrics & Finishes binder.
- D** Select wood finish color.  
Refer to color addendum at ki.com or KI Fabrics & Finishes binder.  
For Kensington Maple add upcharge.
- E** Select fire code.  
**NFR** - Compliance to TB 117-2013  
**FR** - Compliance to TB 133  
See pricing column for TB133 upcharge.
- F** Select moisture barrier.  
**NMB** - No moisture barrier  
**MB** - Moisture barrier

See pricing column for moisture barrier upcharge.

- G** Select armcaps.  
**WAC** - Wood armcaps (pair)  
**PAC** - Black poly; add \$223  
Upcharge for four armcaps.

KENSINGTON MAPLE UPCHARGE

Kensington Maple requires extended leadtimes.

Model	
TPC/NC	\$25
TPC/FC	\$25
TPCR/NC	\$25
TPCR/FC	\$25
TPCC/NC	\$38
TPCC/FC	\$38
TPCCC/NC	\$51
TPCCC/FC	\$51



Approx. Packaged Weight	Grade C.O.M.	Grade C	Grade D	Grade E & C.O.L.	Grade F	Grade G	Grade H	Grade I	Grade J	Grade K	Grade L Leather	Grade M Leather	TB133 add to list price	Moisture Barrier add to list price
125.0#	\$ 3644	\$ 3709	\$ 3825	\$ 3962	\$ 4054	\$ 4235	\$ 4416	\$ 4647	\$ 5100	\$ 5558	\$ 6012	\$ 6927	\$ 747	\$ 437
125.0#	3765	3830	3945	4082	4174	4357	4539	4767	5222	5679	6133	7049	747	437

## INFORMATION

### C.O.M. Requirements

C.O.M. yardage requirements listed above are based on plain goods 54" wide. If less than 54" wide or fabrics requiring matching (stripes, plaids, prints, large patterns), additional yardage will be needed. Consult COM/COL matrix for ordering additional yardage needed. For C.O.M. fabric sent to KI-High Point on multiple rolls, add an additional yard of fabric per roll to the yardage requirements.

Multiply number of seats, backs and arms required by yardage amount (e.g. 3 replacement seats required x 1 yard = 3 yards total).

### C.O.L. Requirements

Figure 18 sq. ft. of leather (C.O.L.) for each yard shown (i.e., 4.75 x 18 = 85.5 sq ft).

### Contrasting Upholstery

When contrasting fabric is chosen, price at

highest in-grade.

### Minimum Fabric/Leather Quantity

Minimum order for fabric is 1 yard. Minimum order for leather is 1 hide (approximately 50 sq. ft).

### Construction

Seat frame constructed of welded structural steel. Back constructed from formed laminate plywood. (Loveseat from kiln-dried hardwood). Arms constructed from kiln-dried hardwood. Cushioning of multiple densities of polyurethane foam and dacron fiber.

### California TB133 Fire Safety Code

The above seating products can be manufactured using the appropriate flame-retardant materials and fabric selections for compliance to California Technical Bulletin 133. See pricing column for upcharge. Please contact KI customer service for fabric compliance. Not available with moisture barrier.

## SPECIAL SERVICES

### Special Carton Marking


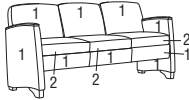
With specially marked information N/C

### Shipping

Shipped **assembled freight prepaid f.o.b. High Point, North Carolina 27263** factory. Freight class #175.

Specifications and prices are subject to change without prior notice.

Three®  
Multiple Seating

				MODEL NUMBER							
				Basic Model	Non-Contrast or Fabric Contrast 1	Fabric Contrast 2	Wood Finish	TB133	Moisture Barrier	Arm Cap	
MODEL	Features	COM									
	<b>Small Scale Loveseat</b>	Non-contrast	4.75 yd	TP33/NC	□□□□		□□□	□□□	□□□	□□□	
	• 1 = Back and arms (Fabric Contrast 1) C.O.M. = 3.25 yd	Contrast		TP33/FC	□□□□	□□□□	□□□	□□□	□□□	□□□	
	• 2 = Seat (Fabric Contrast 2) C.O.M. = 1.75 yd										
THMS											
	<b>Small Scale Sofa</b>	Non-contrast	6.25 yd	TP43/NC	□□□□		□□□	□□□	□□□	□□□	
	• 1 = Back and arms (Fabric Contrast 1) C.O.M. = 4 yd	Contrast		TP43/FC	□□□□	□□□□	□□□	□□□	□□□	□□□	
	• 2 = Seat (Fabric Contrast 2) C.O.M. = 2.5 yd										
THMS											
				<b>A</b>	<b>B</b>	<b>C</b>	<b>D</b>	<b>E</b>	<b>F</b>	<b>G</b>	

HOW TO ORDER

- Indicate the following information on order form:
- 1. Quantity of each item.
  - 2. Model number, including options. See “How To Build a Model Number”.
  - 3. Any special service required.

Note:

- The ☐ indicates that a choice is required.
- The absence of the ☐ indicates that no choice is required.
- Alpha-numeric characters in place of ☐ indicate that no other alternatives are available.

HOW TO BUILD A MODEL NUMBER

- A** Select basic model.
- B** Select non-contrast or fabric contrast 1.  
Refer to color addendum at [ki.com](#) or KI Fabrics & Finishes binder.
- C** Select fabric contrast 2.  
Refer to color addendum at [ki.com](#) or KI Fabrics & Finishes binder.
- D** Select wood finish color.  
Refer to color addendum at [ki.com](#) or KI Fabrics & Finishes binder.  
For Kensington Maple add upcharge.
- E** Select fire code.  
**NFR** - Compliance to TB 117-2013  
**FR** - Compliance to TB 133  
See pricing column for TB133 upcharge.
- F** Select moisture barrier.  
**NMB** - No moisture barrier  
**MB** - Moisture barrier

See pricing column for moisture barrier upcharge.

- G** Select armcaps.  
**WAC** - Wood armcaps (pair)  
**PAC** - Black poly; add \$111  
Upcharge for two armcaps.

KENSINGTON MAPLE UPCHARGE

Kensington Maple requires extended leadtimes.

Model	
TP33	\$25
TP33/FC	\$25
TP43	\$25
TP43/FC	\$25



Approx. Packaged Weight	Grade C.O.M.	Grade C	Grade D	Grade E & C.O.L.	Grade F	Grade G	Grade H	Grade I	Grade J	Grade K	Grade L Leather	Grade M Leather	TB133 add to list price	Moisture Barrier add to list price
75.0#	\$ 2382	\$ 2426	\$ 2498	\$ 2588	\$ 2647	\$ 2765	\$ 2880	\$ 3027	\$ 3323	\$ 3616	\$ 3911	\$ 4500	\$ 488	\$ 288
75.0#	2478	2520	2595	2682	2739	2860	2975	3124	3419	3710	4006	4595	488	288
110.0#	\$ 3081	\$ 3218	\$ 3310	\$ 3420	\$ 3495	\$ 3638	\$ 3787	\$ 3970	\$ 4339	\$ 4707	\$ 5073	\$ 5810	\$ 616	\$ 363
110.0#	3201	3336	3430	3540	3612	3757	3907	4091	4458	4827	5193	5931	616	363

## INFORMATION

### C.O.M. Requirements

C.O.M. yardage requirements listed above are based on plain goods 54" wide. If less than 54" wide or fabrics requiring matching (stripes, plaids, prints, large patterns), additional yardage will be needed. Consult COM/COL matrix for ordering additional yardage needed. For C.O.M. fabric sent to KI-High Point on multiple rolls, add an additional yard of fabric per roll to the yardage requirements.

Multiply number of seats, backs and arms required by yardage amount (e.g. 3 replacement seats required x 1 yard = 3 yards total).

### C.O.L. Requirements

Figure 18 sq. ft. of leather (C.O.L.) for each yard shown (i.e., 4.75 x 18 = 85.5 sq ft).

### Contrasting Upholstery

When contrasting fabric is chosen, price at

highest in-grade.

### Minimum Fabric/Leather Quantity

Minimum order for fabric is 1 yard. Minimum order for leather is 1 hide (approximately 50 sq. ft).

### Construction

Seat frame constructed of welded structural steel. Back constructed from formed laminate plywood. (Loveseat from kiln-dried hardwood). Arms constructed from kiln-dried hardwood. Cushioning of multiple densities of polyurethane foam and dacron fiber.

### California TB133 Fire Safety Code

The above seating products can be manufactured using the appropriate flame-retardant materials and fabric selections for compliance to California Technical Bulletin 133. See pricing column for upcharge. Please contact KI customer service for fabric compliance. Not available with moisture barrier.

## SPECIAL SERVICES

### Special Carton Marking

With specially marked information N/C

### Shipping

Shipped **assembled freight prepaid f.o.b. High Point, North Carolina 27263** factory. Freight class #175.

Specifications and prices are subject to change without prior notice.

## Index

Model No.	Description	Page	Model No.	Description	Page
44.0386	Multiple Seating: Back-to-Back Ganger	56	POACCL/NC	Multiple Seating: Two Seat Add-on Unit-Left (Open Arm)	84
44.0387	Multiple Seating: Side-to-Side Ganger	56	POACCR/NC	Multiple Seating: Two Seat Add-on Unit-Right (Open Arm)	84
44.0388	Multiple Seating: Side Wallsaver	56	POACL/NC	Multiple Seating: One Seat Add-on Unit-Left (Open Arm)	80
44.0389	Multiple Seating: Back Wallsaver	56	POACR/NC	Multiple Seating: One Seat Add-on Unit-Right (Open Arm)	80
44.0390.BL	Multiple Seating: Floor Mounting Brackets	56	POC/NC	Multiple Seating: One Seat (Open Arm)	72
DOP.GANG	Multiple Seating: Back Ganging Bar	20	POCC/NC	Multiple Seating: Two Seat (Open Arm)	74
DT1NAP/S1/ITO	Multiple Seating: Operational Armless Seat Unupholstered	10	POCCC/NC	Multiple Seating: Three Seat (Open Arm)	76
DT1NAUB/S1/ITO	Multiple Seating: Operational Armless Seat - Upholstered Seat and Back	14	PP33/NC	Multiple Seating: Loveseat (Closed Arm)	78
DT1NAUS/S1/ITO	Multiple Seating: Operational Armless Seat - Upholstered Seat	12	PPACCL/NC	Multiple Seating: Three Seat Add-on Unit-Left (Closed Arm)	90
DT1WAP/S1/ITO	Multiple Seating: Operational Arm Seat Unupholstered	10	PPACCR/NC	Multiple Seating: Three Seat Add-on Unit-Right (Closed Arm)	90
DT1WAUB/S1/ITO	Multiple Seating: Operational Arm Seat - Upholstered Seat and Back	18	PPACCL/NC	Multiple Seating: Two Seat Add-on Unit-Left (Closed Arm)	86
DT1WAUS/S1/ITO	Multiple Seating: Operational Arm Seat - Upholstered Seat	16	PPACCR/NC	Multiple Seating: Two Seat Add-on Unit-Right (Closed Arm)	86
DTCT/LC	Multiple Seating: Corner Table	20	PPACL/NC	Multiple Seating: One Seat Add-on Unit-Left (Closed Arm)	82
FO33/NC	Multiple Seating: Loveseat (Open Arm)	30	PPACR/NC	Multiple Seating: One Seat Add-on Unit-Right (Closed Arm)	82
FO43/NC	Multiple Seating: Sofa (Open Arm)	32	PPC/NC	Multiple Seating: One Seat (Closed Arm)	72
FOACCL/NC	Multiple Seating: Three Seat Add-on Unit-Left (Open Arm)	42	PPCC/NC	Multiple Seating: Two Seat (Closed Arm)	74
FOACCCR/NC	Multiple Seating: Three Seat Add-on Unit-Right (Open Arm)	42	PPCCC/NC	Multiple Seating: Three Seat (Closed Arm)	76
FOACCL/NC	Multiple Seating: Two Seat Add-on Unit-Left (Open Arm)	38	PRB23	Multiple Seating Replacement Parts: Chair Replacement Back	
FOACCR/NC	Multiple Seating: Two Seat Add-on Unit-Right (Open Arm)	38		Foam/ Upholstery Cover	92
FOACL/NC	Multiple Seating: One Seat Add-on Unit-Left (Open Arm)	34	PRB33	Multiple Seating Replacement Parts: Loveseat Replacement	
FOACR/NC	Multiple Seating: One Seat Add-on Unit-Right (Open Arm)	34		Back Foam/ Upholstery Cover	92
FOC/NC	Multiple Seating: One Seat (Open Arm)	24	PRS23	Multiple Seating Replacement Parts: Chair Replacement Seat Cover	92
FOCC/NC	Multiple Seating: Two Seat (Open Arm)	26	PRS33	Multiple Seating Replacement Parts: Loveseat Replacement Seat Cover	92
FOCCC/NC	Multiple Seating: Three Seat (Open Arm)	28	PT.L	Connecting Tables: Center Table	94
FP33/NC	Multiple Seating: Loveseat (Closed Arm)	30	PT3.L	Connecting Tables: Three-Sided "T" Connector Table	94
FP43/NC	Multiple Seating: Sofa (Closed Arm)	32	PT45.L	Connecting Tables: 45 Degree Connector Table	94
FPACCL/NC	Multiple Seating: Three Seat Add-on Unit-Left (Closed Arm)	44	PT90.L	Connecting Tables: 90 Degree Connector Table	94
FPACCCR/NC	Multiple Seating: Three Seat Add-on Unit-Right (Closed Arm)	44	SAC/NC	Multiple Seating: Guest Chair (Armless)	108
FPACCL/NC	Multiple Seating: Two Seat Add-on Unit-Left (Closed Arm)	40	SMS-AC	Multiple Seating: Guest Chair Replacement Armcaps	116
FPACCR/NC	Multiple Seating: Two Seat Add-on Unit-Right (Closed Arm)	40	SMS-AL	Multiple Seating: Guest Chair Replacement Arm (Armless)	116
FPACL/NC	Multiple Seating: One Seat Add-on Unit-Left (Closed Arm)	36	SMS-BK	Multiple Seating: Guest Chair Replacement Back	116
FPACR/NC	Multiple Seating: One Seat Add-on Unit-Right (Closed Arm)	36	SMS-CA/LF	Multiple Seating: Guest Chair Replacement Arm (Closed Arm)	116
FPC/NC	Multiple Seating: One Seat (Closed Arm)	24	SMS-OA/LF	Multiple Seating: Guest Chair Replacement Arm (Open Arm)	116
FPCC/NC	Multiple Seating: Two Seat (Closed Arm)	26	SMS-ST	Multiple Seating: Guest Chair Replacement Seat	116
FPCCC/NC	Multiple Seating: Three Seat (Closed Arm)	28	SOC/NC	Multiple Seating: One Seat (Open Arm)	110
FRB23	Multiple Seating Replacement Parts: Chair Replacement Back Cover	46	SOCC/NC	Multiple Seating: Two Seat Unit (Open Arm)	112
FRPIL	Multiple Seating Replacement Parts: Replacement Arm Panel - Inside	46	SOCCC/NC	Multiple Seating: Three Seat Unit (Open Arm)	114
FRPOL	Multiple Seating Replacement Parts: Replacement Arm Panel - Outside	46	SPC/NC	Multiple Seating: One Seat (Closed Arm)	110
FRPTL	Multiple Seating Replacement Parts: Replacement Arm Panel Cover	46	SPCC/NC	Multiple Seating: Two Seat Unit (Closed Arm)	112
FRS23	Multiple Seating Replacement Parts: Chair Replacement Seat Cover	46	SPCCC/NC	Multiple Seating: Three Seat Unit (Closed Arm)	114
FRS33	Multiple Seating Replacement Parts: Loveseat Replacement Seat Cover	46	ST.L	Connecting Tables: Center Connection Table	118
FRS43	Multiple Seating Replacement Parts: Sofa Replacement Seat Cover	46	ST.L.L	Connecting Tables: End Table-Left	118
FT.L	Connecting Tables: Center Connection Table	48	ST.R.L	Connecting Tables: End Table-Right	118
FT.L.L	Connecting Tables: End Table-Left	48	ST1AAP/S1/ITO	Multiple Seating: Polypropylene - Arms	122
FT.R.L	Connecting Tables: End Table-Right	48	ST1AAU/S1/ITO	Multiple Seating: Upholstered Seat - Arms	126
FT3.L	Connecting Tables: Three-Sided "T" Connecting Table	50	ST1AAUB/S1/ITO	Multiple Seating: Upholstered Seat and Back - Arms	128
FT45.I.L	Connecting Tables: 45 Degree Connector Table-Inside	48	ST1EAP/S1/ITO	Multiple Seating: Polypropylene - End Arms Only	122
FT45.O.L	Connecting Tables: 45 Degree Connector Table-Outside	48	ST1EAU/S1/ITO	Multiple Seating: Upholstered Seat - End Arms Only	124
FT90.C.L	Connecting Tables: Corner Table	50	ST1EAUB/S1/ITO	Multiple Seating: Upholstered Seat and Back - End Arms Only	128
FT90.I.L	Connecting Tables: 90 Degree Connector Table-Inside	50	ST1NAP/S1/ITO	Multiple Seating: Polypropylene - No Arms	122
FT90.O.L	Connecting Tables: 90 Degree Connector Table-Outside	50	ST1NAU/S1/ITO	Multiple Seating: Upholstered Seat - No Arms	124
GT1AAP/S1/ITO	Multiple Seating: Polypropylene - Arms	60	ST1NAUB/S1/ITO	Multiple Seating: Upholstered Seat and Back - No Arms	126
GT1AAU/S1/ITO	Multiple Seating: Upholstered Seat - Arms	64	ST90.I.L	Connecting Tables: 90 Degree Connector Table-Inside	118
GT1AAUB/S1/ITO	Multiple Seating: Upholstered Seat and Back - Arms	66	ST90.O.L	Connecting Tables: 90 Degree Connector Table-Outside	118
GT1EAP/S1/ITO	Multiple Seating: Polypropylene - End Arms Only	60	TP33/NC	Multiple Seating: Small Scale Loveseat	140
GT1EAU/S1/ITO	Multiple Seating: Upholstered Seat - End Arms Only	62	TP43/NC	Multiple Seating: Small Scale Sofa	140
GT1EAUB/S1/ITO	Multiple Seating: Upholstered Seat and Back - End Arms Only	66	TPC/NC	Multiple Seating: Small Single Seat	134
GT1NAP/S1/ITO	Multiple Seating: Polypropylene - No Arms	60	TPCC/NC	Multiple Seating: Two Seat Chair	136
GT1NAU/S1/ITO	Multiple Seating: Upholstered Seat - No Arms	62	TPCCC/NC	Multiple Seating: Three Seat Chair	138
GT1NAUB/S1/ITO	Multiple Seating: Upholstered Seat and Back - No Arms	64	TPCR/NC	Multiple Seating: Medium Single Seat	134
GT2/S1/E1T	Multiple Seating: GateOne® Seating	54	TT1CAP/S1/ITO	Multiple Seating: Tandem Seating w/Arms - Poly	98
GTA	Multiple Seating: Arms	54	TT1CAU/S1/ITO	Multiple Seating: Tandem Seating w/Arms - Upholstered	102
GTCT	Multiple Seating: Corner Table	54	TT1EAP/S1/ITO	Multiple Seating: Tandem Seating End Arms Only - Poly	98
PET.L	Connecting Tables: End Table	94	TT1EAU/S1/ITO	Multiple Seating: Tandem Seating End Arms Only - Upholstered	102
PO33/NC	Multiple Seating: Loveseat (Open Arm)	78	TT1NAP/S1/ITO	Multiple Seating: Tandem Seating No Arms - Poly	98
POACCL/NC	Multiple Seating: Three Seat Add-on Unit-Left (Open Arm)	88	TT1NAU/S1/ITO	Multiple Seating: Tandem Seating No Arms - Upholstered	100
POACCR/NC	Multiple Seating: Three Seat Add-on Unit-Right (Open Arm)	88	TTCT/LC	Multiple Seating: Corner Table	68





Model No.	Description	Page	Model No.	Description	Page
TTCT/LO	Multiple Seating: Corner Table	68			



KI  
1330 Bellevue Street  
P.O. Box 8100  
Green Bay, Wisconsin 54308-8100  
1-800-424-2432  
[www.ki.com](http://www.ki.com)

KI and Furnishing Knowledge  
are registered trademarks  
of Krueger International, Inc.

© 2011 KI  
All Rights Reserved.  
Litho in USA.  
Code KI-11483RI/KI/VL/211