

January 3, 2011

Updated May 6, 2015

800-424-2432





Contents

Refer to KI Terms & Conditions document or visit ki.com.

Ordering C.O.M., C.O.L., and C.O.V. High Point	2
Shipping Location	4
Flex™	
General Information	6
Sleeper	8
Sleeper Replacement Parts	14
Recliner	16
Recliner Replacement Parts	22
Patient Chair	24
Patient Chair Replacement Parts	28
Bariatric	30
Glider	32
LaResta® Day Bed	
General Information	34
Built-In	36
Freestanding	38
Modern	42
Perth®	
General Information	44
Sleeper	46
Sleeper Replacement Parts	52
Recliner	54
Patient Chair	62
Patient Chair Replacement Parts	66
Bariatric	68
Glider	70
Perth® II	
General Information	72
Recliner	74
Recliner Replacement Parts	80
Rose™ Seating	
General Information	82
Sled Base Chair	84
4-Leg Metal Chair	86
4-Leg Bentwood Chair	88
Accessories/Options	90
Soltice®	
General Information	92
Sleeper	94
Sleeper Replacement Parts	104
Recliner	106
Recliner Replacement Parts	112
Patient Chair	114
Patient Chair Replacement Parts	116
Bariatric	118
Bariatric Replacement Parts	120
Glider	122
Glider Replacement Parts	124
Soltice® 1.5	
General Information	126
Recliner	128
Soltice® II	
General Information	134
Recliner	128
Soltice® 1.5 and Soltice® II Recliner Replacement Parts	142
Three®	
General Information	144
Sleeper	146
Sleeper Replacement Parts	152
Bariatric	154
Three® II	
General Information	156
Recliner	158
Recliner Replacement Parts	164
Index	166

Ordering C.O.M., C.O.L., and C.O.V.

High Point

Customer's Own Material ■

Specifications Form

March 2015

All fabrics, including COM, COL, KOM and in grades will be applied at the factory's discretion. If a pattern or stripe is to be applied in a certain direction, the customer MUST specify this in writing on the P.O. and attach a sample of the fabric with it running in the application direction to the P.O. Specifying fabric direction may increase the amount of COM or KOM yardage required. Check with KI Customer Service to see if an increase in yardage is necessary BEFORE specifying, ordering and sending COM and COL to the factory or having KOM quoted.

ALL C.O.M AND C.O.L SHIPMENTS
MUST BE PREPAID TO:

KI
217 Feld Avenue
High Point, NC 27263

COM and COL must be identified as follows:

1. Name and address
2. Your purchase order number
3. Our style number to which fabric is to be applied
4. Supplier name and fabric name, number, and color

COLLECT SHIPMENTS WILL BE REFUSED.

SHIPMENT SCHEDULE WILL BE GIVEN WHEN ALL FABRIC IS RECEIVED FOR ENTIRE ORDER

YARDAGE REQUIREMENTS LISTED IN PRICE LIST ARE BASED ON PLAIN GOODS 54" WIDE. Fabrics less than 54" wide, or those requiring matching (stripes, plaids, prints, large patterns) will require additional yardage based on the fabric used and the item ordered. FABRIC WITH NAP: IF USING MOHAIR, VELVET OR ANY FABRIC WITH A "NAP", INCREASE YARDAGE REQUIRE BY 11%. CONSULT MATRIX BELOW FOR ADDITIONAL YARDAGE NEEDED.

C.O.M. INCREASE MATRIX (The yardage matrix is also applicable to any reservations of KI Ingrade, Pallas, or KOM upholsteries).

This table is a general guide.

FABRIC WIDTH	PLAIN FABRIC	UNDER 7" REPEAT	8"-13" REPEAT	14"-21" REPEAT	22"-27" REPEAT	28"-33" REPEAT	34"-40" REPEAT	41"-48" REPEAT
54"	0	20%	25%	30%	40%	50%	60%	70%
51"-53"	15%	25%	30%	35%	45%	60%	70%	80%
48"-50"	20%	30%	35%	40%	50%	65%	75%	85%
45"-47"	30%	45%	50%	55%	60%	80%	90%	100%
36"-44"	50%	65%	70%	75%	80%	100%	110%	120%

FABRIC WITH DOUBLE REPEAT: IF USING A FABRIC WITH A DOUBLE REPEAT, PLEASE FOLLOW THIS FORMULA: TAKE THE TOTAL AMOUNT OF THE LARGER AND HALF OF THE SMALLER REPEAT; ADD TOGETHER TO FIND THE CORRECT OVERALL REPEAT. EXAMPLE: 10" VERTICAL WITH 14" HORIZONTAL WOULD BE $14 + 5 = 19$.

IF FABRIC COMES IN ON MULTIPLE ROLLS, ONE ADDITIONAL YARD PER ROLL NEEDS TO BE ADDED TO THE YARDAGE REQUIREMENT.

SPECIAL NOTE: WE CAN ASSUME NO RESPONSIBILITY FOR THE DURABILITY OR TAILORING QUALITY OF CUSTOMER FURNISHED COVERINGS (C.O.M.) OR KOM. KOM: is fabric that KI will purchase for you at jobber's price (net) plus a nominal charge for handling, shipping, and managing.





Customer's Own Material ■

Specifications Form

March 2015

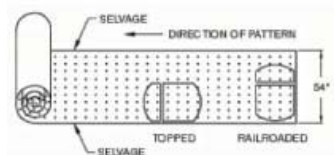
ADDITIONAL NOTES:

- Orders cannot go into production without the information listed at right.
- Attach memo sample to this approval sheet.
- If your order has been placed, list PO# _____
- The cost of the COM sample will be paid by the client.
- Even after preliminary approval, KI reserves the right to reject COM/COL if necessary when the quality is not satisfactory for the product to be upholstered. KI assumes no responsibility for its overall appearance, flammability, durability, color fastness or any other quality after upholstered on a KI product.

ALL COM MUST BE APPROVED.

Photocopy this form and submit with COM fabric for approval:

(This fabric approval is for the purpose of advising how to apply your COM fabric, verify yardage required, and suitability.)



YOUR COMPANY NAME _____

PHONE _____ FAX _____

Material Supplier _____

Material Name _____ Number _____

Material Color _____ Width _____

Vertical Repeat _____ Horizontal Repeat _____

Fiber Content _____

Direction Stripe/Pattern to be applied _____

COM TO BE USED ON THE FOLLOWING:

QTY PRODUCT NAME/NUMBER

_____	_____
_____	_____
_____	_____
_____	_____
_____	_____



Ordering C.O.M., C.O.L., and C.O.V.

Shipping Location

C.O.M. SHIPPING LOCATION

Architectural Walls

Genius Walls MN

Casegoods

Dante Benches AG
Darwin Tackboards MN
Aristotle Tackboards MN

Classroom Furniture

360° Classroom Furniture BW
Intellect Wave Chairs GB
Dorsal 1090 Chairs GB
Dorsal Student Desks GB
Learn2 GB

Desking

700 Series Desking KP
Balance Overheads MN
Genesis Desking MN
True Desking KP
Universal Overheads MN
WorkZone Desking MN

Files & Storage

700 Series Pedestal Cushion GB
U-Series Pedestal Cushion GB

Fixed Seating

Concerto Auditorium Seating BW
Single Pedestal Seating GB
Jury Base Seating GB
Lancaster Auditorium Seating BW
Sequence Seating GB
University Seating GB

Panel Systems

All Terrain KP
Balance Overheads MN
System 3000 MN

Universal Overheads MN
Wireworks MN
Unite MN

Residence Hall Furniture

RoomScape Furniture MN

Screens

True/Volition KP
Genesis KP

Seating

100 Series Folding Chairs BW
300 Series Folding Chairs BW
600 Series Stools BW
700 Series Folding Chairs BW
1000 Series GB
Aerdyn Guest Seating HN
Affina Collection HN
Arissa Lounge HN
Altus Task Chairs TM
Apply Stack Chairs GB
Auditorium Folding Chairs BW
Avail Task Chairs OM
Bantam Guest Seating HN
Briar Multiple & Healthcare Seating HN
Boss Design Chairs HN
Cinturon Lounge & Professional Seating HN
Cody Lounge Seating HN
Connection Zone Privacy Booths HN
Dorsal Stack & Tandem Seating GB
Engage Task Chairs & Stools GB
Flex Multiple & Healthcare Seating HN
Front Row Seats (Silk Screening) BW
GateOne Public Seating BW
Grazie Seating GB
Hub Modular Lounge Seating HN
Impress Task Chairs OM
Impress Ultra Task Chairs OM

Jessa Lounge Seating HN
Jubi Guest Chair GB
Kismet Task/Guest Chairs & Stools OM
Kurv Benches HN
LaResta Day Beds HN
Maestro Stack Chairs GB
Matrix Stack Chairs GB
Medical & Laboratory Stools OM
Mesa Lounge & Task Seating HN
MyWay Seating HN
Neena Benches HN
Opt4 GB
Perry Stack Chairs GB
Perth Multiple & Healthcare Seating HN
Perth II Healthcare Seating HN
Pilot Task Chairs OM
Piretti Stack Chairs GB
Promenade Seating System BW
Rapture Stack Chairs & Stools GB
Relax Lounge Seating HN
Rose Healthcare BW
Sela Lounge Seating HN
Sift Task Chairs TM
Silhouette Stack Chairs & Stools BW
Soltice Metal Collection HN
Soltice Multiple, Healthcare & Guest HN
Soltice II Healthcare Seating HN
Strive Multiple, Stack & Task GB
Tea Cup Lounge Seating HN
Three Multiple, Healthcare & Lounge HN
Three II Healthcare Seating HN
Torsion-on-the-Go! Nesting Chairs GB
Torsion Air Stack and Task Seating GB
Torsion Stack and Task Seating GB
Versa Stack Chairs & Stools GB

Site Furnishings

Logix BW

KI Manufacturing Sites - Customer's Own Material Shipment Manufacturing Site Addresses

AG

Contact KI at
1-800-424-2432

GB

KI Green Bay
Attn: COM Storage
1687 Westminster Drive - Gate 3
Green Bay, WI 54302

HN

KI-HN
Attn: COM Storage
217 Feld Avenue
High Point, NC 27263

KP

KI Pembroke
Attn: COM Storage
1000 Olympic Dr.
Pembroke, Ontario K8A6X7

MN

KI Manitowoc
Attn: COM Storage
1400 S. 41st St.
Manitowoc, WI 54220

BW

KI Bonduel
Attn: COM Storage
204 West South St.
Bonduel, WI 54107

KI Crossroads

Attn: Brianne Linn
280 North Road
Clinton County
Industrial Park
McElhattan, PA 17748

OM

KI-Impress
Attn: COM Storage
1110 S. Mildred Ave.
Ontario, CA 91761

TM

KI Tupelo
2112 South Green St.
Tupelo, MS 38804



Ordering C.O.M., C.O.L., and C.O.V.

Shipping Location



Flex™

General Information



Lounge Sleeper



Loveseat Sleeper



Recliner



Patient Chair (Open Arm)



Patient Chair (Closed Arm)

General Dimensions					
Seat width	27-1/2"	56"	21-1/2"	20"	20"
Seat depth	20"	20"	20"	19"	19"
Seat height	17"	17"	19-1/2"	18"	18"
Arm height	28"	28"	24-1/2"	24"	24"
Sleep surface width	27-1/2"	27-1/2" LFS/RFS - 56" DS			
Sleep surface depth	77"	77" LFS/RFS/DS			
Full recline depth				62"	
Overall Dimensions					
Width	33"	61"	26-1/4"	23-1/2"	23-1/2"
Depth	37-1/2"	37-1/2"	33-1/2"	30-1/2"	30-1/2"
Height	33-1/2"	33-1/2"	45"	41-1/2"	41-1/2"
Depth in sleep position	82"	82"			

SPECIFICATIONS

Complimentary Furniture

The following lounge collections offer complimentary furniture that creates continuity and a cohesive look throughout a facility. These complimentary pieces can be found in other sections of the KI price list.

FLEX™ HEALTHCARE SEATING - Flex™ Multiple Seating, Flex™ Occasional Tables, LaResta® Day Bed (FSD/FL)

UPHOLSTERY INFORMATION

C.O.M. Fabric

For C.O.M. fabric sent to KI-High Point on multiple rolls, add an additional yard of fabric per roll to the yardage requirements. Multiple rolls have shorter pieces of fabric on them and do not allow nesting and stacking of the fabric to achieve the best yield as is done with one large roll. This results in yardage shortages and requests for additional fabric from the client, which can hold up

the order. For each roll that is sent, one yard needs to be added and needs to be added to one of the rolls, not separately.

Fabric Disclaimer

Fabric will be applied as swatched by the fabric manufacturer. Fabric that is required to be applied differently than is swatched will need a Special Cost Request written specifying the direction the fabric is to be applied. The posted standard lead time will apply to the Special Cost Request.

FINISH INFORMATION

SPECIAL FINISH MATCHES

KI can match special finish requests at an upcharge of \$70 List per item, up to 12 or a maximum charge of \$840 List per order per color. Special finish requests must be sent to your KI customer service representative.

Upon receipt from KI, the finishing department will prepare a "strike-off" which will be sent to the customer for approval.

The approval form accompanying the strike-off should be faxed to your KI customer service representative. Upon receipt of the signed approval form, KI will proceed with the order. Disapproved samples may be sent back to KI directly with an explanation of disapproval. A Special Finish Number (SFN) will be assigned to this finish sample for future reference or reorders



Motion Patient Chair (Open Arm)



Patient Chair Ottoman



Bariatric Chair (Open Arm)



Glider (Closed Arm)

General Dimensions

Seat width	21"	30"	20-1/4"
Seat depth	19-3/4"	20-3/4"	19"
Seat height	18"	19"	18"
Arm height	24"	25-1/2"	25"
Minumum glide range			7"
Minumum distance from wall			8"

Overall Dimensions

Width	24-1/2"	18-1/2"	33-1/2"	24-1/2"
Depth	29-3/4"	20"	29"	30-1/2"
Height	42-3/4"	17-1/2" front - 12-1/2" rear	34-1/2"	38-1/2"


INFORMATION

Warranty

Refer to KI Terms & Conditions document or visit ki.com

Flex™

Sleeper

	Features	COM	MODEL NUMBER									
			Basic Model	Non-Contrast or Fabric Contrast 1	Fabric Contrast 2	Pull Color	Wood Finish	Casters	Arm Cap	Fire Code	Moisture Barrier	
 <p>FLLS Lounge Sleeper</p> <ul style="list-style-type: none"> 1 = Seat and back/sleep surface (Fabric Contrast 1) C.O.M. = 3.75 yd 2 = Arms and frame (Fabric Contrast 2) C.O.M. = 4.75 yd 	Non-contrast	8.5 yd	FLS2/NC	□□□□		□□□	□□□	□□□□	□□□	□□□	□□□	
	Contrast		FLS2/FC	□□□□	□□□□	□□□	□□□	□□□□	□□□	□□□	□□□	
<p>FLRP Lounge Sleeper Replacement Arm Panels, Seat & Back Cushions</p> <ul style="list-style-type: none"> 1 = Seat and back/sleep surface (Fabric Contrast 1) C.O.M. = 3.75 yd 2 = Arm panels (Fabric Contrast 2) C.O.M. = 3.5 yd (1.75 yd each arm) 	Non-contrast	7.25 yd	FLS2C/NC	□□□□						□□□	□□□	
	Contrast		FLS2C/FC	□□□□	□□□□					□□□	□□□	
			A	B	C	D	E	F	G	H	I	

HOW TO ORDER

Indicate the following information on order form:

- Quantity of each item.
- Model number, including options. See "How To Build a Model Number".
- Any special service required.

Note: • The □ indicates that a choice is required.

- The absence of the □ indicates that no choice is required.
- Alpha-numeric characters in place of □ indicate that no other alternatives are available.

HOW TO BUILD A MODEL NUMBER

A Select basic model.

B Select non-contrast or fabric contrast 1.
Refer to color addendum at ki.com or KI Fabrics & Finishes binder.

C Select fabric contrast 2.
Refer to color addendum at ki.com or KI Fabrics & Finishes binder.

D Select pull handle color.
Refer to color addendum at ki.com or KI Fabrics & Finishes binder.

E Select wood finish color.
Refer to color addendum at ki.com or KI Fabrics & Finishes binder.
For Kensington Maple add upcharge.

F Select casters.
NCST - No casters (standard)
FRCS - Front fixed - rear lock/swivel; add \$141

G Select armcaps.

WAC - Wood armcaps (pair)

UAC - Upholstered (pair); add \$141
Armcap upholstery matches seat & back fabric (C.O.M. = 1 yd per pair).

H Select fire code.

NFR - Compliance to TB 117-2013

FR - Compliance to TB 133

See pricing column for TB133 upcharge.

I Select moisture barrier.

NMB - No moisture barrier

MB - Moisture barrier

See pricing column for moisture barrier upcharge.



Approx. Packaged Weight	Grade C.O.M.	Grade C	Grade D	Grade E & C.O.L.	Grade F	Grade G	Grade H	Grade I	Grade J	Grade K	Grade L Leather	Grade M Leather	TB133 add to list price	Moisture Barrier add to list price
155.0#	\$ 3098	\$ 3162	\$ 3277	\$ 3408	\$ 3646	\$ 3679	\$ 3858	\$ 4083	\$ 4528	\$ 4978	\$ 5425	\$ 6323	\$ 398	\$ 141
155.0#	3154	3222	3334	3466	3705	3737	3916	4142	4589	5036	5483	6380	398	141
25.0#	\$ 1276	\$ 1336	\$ 1434	\$ 1552	\$ 1632	\$ 1788	\$ 1947	\$ 2143	\$ 2539	\$ 2930	\$ 3325	\$ 4111	\$ 146	\$ 219
25.0#	1335	1395	1493	1610	1691	1849	2003	2203	2596	2991	3381	4169	146	219

KENSINGTON MAPLE UPCHARGE

Kensington Maple requires extended leadtimes.

Model

FLS2/NC	\$95
FLS2/FC	\$95
FLSS/LFS/NC	\$95
FLSS/RFS/NC	\$95
FLSS/DS/NC	\$95
FLSS/LFS/FC	\$95
FLSS/RFS/FC	\$95
FLSS/DS/FC	\$95

INFORMATION

C.O.M. Requirements

C.O.M. yardage requirements listed above are based on plain goods 54" wide. If less than 54" wide or fabrics requiring matching (stripes, plaids, prints, large patterns), additional yardage will be needed. Consult C.O.M. matrix on the Ordering C.O.M. and C.O.L. page for additional yardage needed. For C.O.M. fabric sent to KI-High Point on multiple rolls, add an additional yard of fabric per roll to the yardage requirements.

C.O.L. Requirements

Figure 18 sq. ft. of leather (C.O.L.) for each yard shown (i.e., 4.75 x 18 = 85.5 sq. ft.).

Contrasting Upholstery

When contrasting fabric is chosen, price at highest in-grade.

Minimum Fabric/Leather Quantity

Minimum order for fabric is 1 yard. Minimum order for leather is 1 hide (approx-

mately 50 sq. ft.).

Moisture Barrier

Moisture barrier is applied underneath the fabric cover as a means of protecting the foam. Not available with TB133.

California TB133 Fire Safety Code

The above seating products can be manufactured using the appropriate flame-retardant materials and fabric selections for compliance with California Technical Bulletin 133. Please contact KI customer service for fabric compliance. Not available with moisture barrier.

Construction

Seat and back frame constructed of welded structural steel. Back frame constructed of kiln-dried hardwood and laminated plywood. Arms constructed of kiln-dried hardwood. Cushions are multiple densities of polyurethane foam. Storage compartments constructed of laminated plywood, black paint standard.

SPECIAL SERVICES

Special Carton Marking

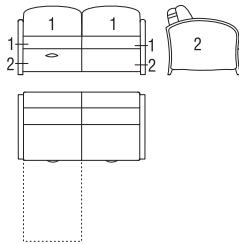
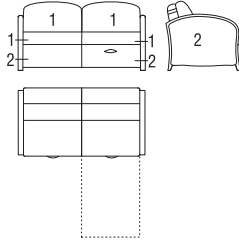
With specially marked information N/C

Shipping

Shipped **assembled freight prepaid f.o.b. High Point, North Carolina 27263** factory. Freight class #125.

Specifications and prices are subject to change without prior notice.

Flex™
Sleeper

			MODEL NUMBER									
Features	COM		Basic Model	Non-Contrast or Fabric Contrast 1	Fabric Contrast 2	Pull Color	Wood Finish	Arm Cap	Fire Code	Moisture Barrier	Approx. Packaged Weight	
	Non-contrast	13.5 yd	FLSS/LFS/NC	□□□□		□□□□	□□□	□□□	□□□	□□□	220.0#	
	Contrast		FLSS/LFS/FC	□□□□	□□□□	□□□□	□□□	□□□	□□□	□□□	220.0#	
FLLS												
Loveseat Sleeper - LFS (Open, Left Side Facing)												
• 1 = Seat and back/sleep surface (Fabric Contrast 1) C.O.M. = 7.5 yd												
• 2 = Arms and frame (Fabric Contrast 2) C.O.M. = 6.75 yd												
	Non-contrast	13.5 yd	FLSS/RFS/NC	□□□□		□□□□	□□□	□□□	□□□	□□□	220.0#	
	Contrast		FLSS/RFS/FC	□□□□	□□□□	□□□□	□□□	□□□	□□□	□□□	220.0#	
FLLS												
Loveseat Sleeper - RFS (Open, Right Side Facing)												
• 1 = Seat and back/sleep surface (Fabric Contrast 1) C.O.M. = 7.5 yd												
• 2 = Arms and frame (Fabric Contrast 2) C.O.M. = 6.75 yd												
			A	B	C	D	E	F	G	H		

HOW TO ORDER

Indicate the following information on order form:

- Quantity of each item.
- Model number, including options. See “How To Build a Model Number”.
- Any special service required.

Note: • The □ indicates that a choice is required.
• The absence of the □ indicates that no choice is required.
• Alpha-numeric characters in place of □ indicate that no other alternatives are available.

HOW TO BUILD A MODEL NUMBER

- A** Select basic model.
- B** Select non-contrast or fabric contrast 1.
Refer to color addendum at ki.com or KI Fabrics & Finishes binder.
- C** Select fabric contrast 2.
Refer to color addendum at ki.com or KI Fabrics & Finishes binder.
- D** Select pull handle color.
Refer to color addendum at ki.com or KI Fabrics & Finishes binder.
- E** Select wood finish color.
Refer to color addendum at ki.com or KI Fabrics & Finishes binder.
For Kensington Maple add upcharge.
- F** Select armcaps.
WAC - Wood armcaps (pair)
UAC - Upholstered (pair); add \$141
Armcap upholstery matches seat & back

fabric (C.O.M. = 1 yd per pair).

- G** Select fire code.
NFR - Compliance to TB 117-2013
FR - Compliance to TB 133
See pricing column for TB133 upcharge.
- H** Select moisture barrier.
NMB - No moisture barrier
MB - Moisture barrier
See pricing column for moisture barrier upcharge.

KENSINGTON MAPLE UPCHARGE

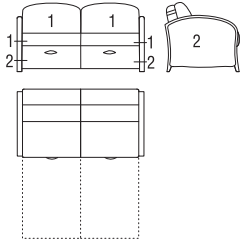
Kensington Maple requires extended leadtimes.

Model	
FLS2/NC	\$95
FLS2/FC	\$95
FLSS/LFS/NC	\$95
FLSS/RFS/NC	\$95
FLSS/DS/NC	\$95
FLSS/LFS/FC	\$95
FLSS/RFS/FC	\$95
FLSS/DS/FC	\$95



Grade C.O.M.	Grade C	Grade D	Grade E & C.O.L.	Grade F	Grade G	Grade H	Grade I	Grade J	Grade K	Grade L Leather	Grade M Leather	TB133 add to list price	Moisture Barrier add to list price
\$ 5130	\$ 5235	\$ 5411	\$ 5623	\$ 5764	\$ 6048	\$ 6330	\$ 6683	\$ 7387	\$ 8095	\$ 8798	\$ 10221	\$ 522	\$ 315
5217	5324	5499	5711	5852	6137	6417	6770	7474	8180	8886	10308	522	315

Flex™
Sleeper

			MODEL NUMBER								Approx. Packaged Weight
			Basic Model	Non-Contrast or Fabric Contrast 1	Fabric Contrast 2	Pull Color	Wood Finish	Arm Cap	Fire Code	Moisture Barrier	
 FLLS Loveseat Sleeper - DS (Open, Both Sides Facing) <ul style="list-style-type: none">• 1 = Seat and back/sleep surface (Fabric Contrast 1) C.O.M = 7.5 yd• 2 = Arms and frame (Fabric Contrast 2) C.O.M = 6.75 yd	Features	COM	FLSS/DS/NC	<input type="checkbox"/> <input type="checkbox"/> <input type="checkbox"/> <input type="checkbox"/>		<input type="checkbox"/> <input type="checkbox"/> <input type="checkbox"/> <input type="checkbox"/>	<input type="checkbox"/> <input type="checkbox"/> <input type="checkbox"/> <input type="checkbox"/>	<input type="checkbox"/> <input type="checkbox"/> <input type="checkbox"/> <input type="checkbox"/>	<input type="checkbox"/> <input type="checkbox"/> <input type="checkbox"/> <input type="checkbox"/>	<input type="checkbox"/> <input type="checkbox"/> <input type="checkbox"/> <input type="checkbox"/>	255.0#
	Non-Contrast	13.5 yd	FLSS/DS/FC	<input type="checkbox"/> <input type="checkbox"/> <input type="checkbox"/> <input type="checkbox"/>	<input type="checkbox"/> <input type="checkbox"/> <input type="checkbox"/> <input type="checkbox"/>	<input type="checkbox"/> <input type="checkbox"/> <input type="checkbox"/> <input type="checkbox"/>	<input type="checkbox"/> <input type="checkbox"/> <input type="checkbox"/> <input type="checkbox"/>	<input type="checkbox"/> <input type="checkbox"/> <input type="checkbox"/> <input type="checkbox"/>	<input type="checkbox"/> <input type="checkbox"/> <input type="checkbox"/> <input type="checkbox"/>	<input type="checkbox"/> <input type="checkbox"/> <input type="checkbox"/> <input type="checkbox"/>	255.0#
	Contrast										
			A	B	C	D	E	F	G	H	

HOW TO ORDER

Indicate the following information on order form:

1. Quantity of each item.
2. Model number, including options. See “How To Build a Model Number”.
3. Any special service required.

Note:

- The ☐ indicates that a choice is required.
- The absence of the ☐ indicates that no choice is required.
- Alpha-numeric characters in place of ☐ indicate that no other alternatives are available.

HOW TO BUILD A MODEL NUMBER

- A** Select basic model.
- B** Select non-contrast or fabric contrast 1.
Refer to color addendum at ki.com or KI Fabrics & Finishes binder.
- C** Select fabric contrast 2.
Refer to color addendum at ki.com or KI Fabrics & Finishes binder.
- D** Select pull handle color.
Refer to color addendum at ki.com or KI Fabrics & Finishes binder.
- E** Select wood finish color.
Refer to color addendum at ki.com or KI Fabrics & Finishes binder.
For Kensington Maple add upcharge.
- F** Select armcaps.
WAC - Wood armcaps (pair)
UAC - Upholstered (pair); add \$141
Armcap upholstery matches seat & back

fabric (C.O.M. = 1 yd per pair).

- G** Select fire code.
NFR - Compliance to TB 117-2013
FR - Compliance to TB 133
See pricing column for TB133 upcharge.
- H** Select moisture barrier.
NMB - No moisture barrier
MB - Moisture barrier
See pricing column for moisture barrier upcharge.

KENSINGTON MAPLE UPCHARGE

Kensington Maple requires extended leadtimes.

Model	
FLS2/NC	\$95
FLS2/FC	\$95
FLSS/LFS/NC	\$95
FLSS/RFS/NC	\$95
FLSS/DS/NC	\$95
FLSS/LFS/FC	\$95
FLSS/RFS/FC	\$95
FLSS/DS/FC	\$95



Grade C.O.M.	Grade C	Grade D	Grade E & C.O.L.	Grade F	Grade G	Grade H	Grade I	Grade J	Grade K	Grade L Leather	Grade M Leather	TB133 add to list price	Moisture Barrier add to list price
\$ 6543	\$ 6648	\$ 6823	\$ 7035	\$ 7177	\$ 7461	\$ 7741	\$ 8095	\$ 8801	\$ 9508	\$ 10211	\$ 11632	\$ 522	\$ 315
6629	6734	6910	7123	7264	7549	7829	8180	8888	9596	10298	11722	522	315

INFORMATION

C.O.M. Requirements

C.O.M. yardage requirements listed above are based on plain goods 54" wide. If less than 54" wide or fabrics requiring matching (stripes, plaids, prints, large patterns), additional yardage will be needed. Consult C.O.M. matrix on the Ordering C.O.M. and C.O.L. page for additional yardage needed. For C.O.M. fabric sent to KI-High Point on multiple rolls, add an additional yard of fabric per roll to the yardage requirements.

C.O.L. Requirements

Figure 18 sq. ft. of leather (C.O.L.) for each yard shown (i.e., 4.75 x 18 = 85.5 sq. ft.).

Contrasting Upholstery

When contrasting fabric is chosen, price at highest in-grade.

Minimum Fabric/Leather Quantity

Minimum order for fabric is 1 yard. Minimum order for leather is 1 hide (approx-

mately 50 sq. ft.).

Moisture Barrier

Moisture barrier is applied underneath the fabric cover as a means of protecting the foam. Not available with TB133.

California TB133 Fire Safety Code

The above seating products can be manufactured using the appropriate flame-retardant materials and fabric selections for compliance to California Technical Bulletin 133. Please contact KI customer service for fabric compliance. Not available with moisture barrier.

Construction

Seat and back frame constructed of welded structural steel. Back frame constructed of kiln-dried hardwood and laminated plywood. Arms constructed of kiln-dried hardwood. Cushions are multiple densities of polyurethane foam. Storage compartments constructed of laminated plywood, black paint standard.

Options

Casters are NOT available on FLSS loveseat sleeper.

SPECIAL SERVICES

Special Carton Marking

With specially marked information N/C

Shipping

Shipped **assembled freight prepaid f.o.b. High Point, North Carolina 27263** factory. Freight class #125.

Specifications and prices are subject to change without prior notice.

Flex™

Sleeper Replacement Parts

				MODEL NUMBER						
	MODEL	Features	COM	Basic Model	Non-Contrast or Fabric Contrast 1	Fabric Contrast 2	Fire Code	Moisture Barrier		
FLRP	Loveseat Sleeper Replacement Seat & Back Cushions - LFS <ul style="list-style-type: none">• Open, left side facing• 1 = Seat and back/sleep surface (Fabric Contrast 1) C.O.M. = 3.75 yd• 2 = Arms panels (Fabric Contrast 2) C.O.M. = 3.5 yd (1.75 yd each arm)	Non-contrast	6.25 yd	FLSSC/LFS/NC	□□□□		□□□	□□□		
		Contrast		FLSSC/LFS/FC	□□□□	□□□□	□□□	□□□		
FLRP	Loveseat Sleeper Replacement Seat & Back Cushions - RFS <ul style="list-style-type: none">• Open, right side facing• 1 = Seat and back/sleep surface (Fabric Contrast 1) C.O.M. = 3.75 yd• 2 = Arms panels (Fabric Contrast 2) C.O.M. = 3.5 yd (1.75 yd each arm)	Non-contrast	6.25 yd	FLSSC/RFS/NC	□□□□		□□□	□□□		
		Contrast		FLSSC/RFS/FC	□□□□□□	□□□□	□□□	□□□		
FLRP	Loveseat Sleeper Replacement Seat & Back Cushions - DS <ul style="list-style-type: none">• Open, both sides facing• 1 = Seat and back/sleep surface (Fabric Contrast 1) C.O.M. = 6.5 yd• 2 = Arms panels (Fabric Contrast 2) C.O.M. = 3.5 yd (1.75 yd each arm)	Non-contrast	9.25 yd	FLSSC/DS/NC	□□□□		□□□	□□□		
		Contrast		FLSSC/DS/FC	□□□□	□□□□	□□□	□□□		
HRDPT	Replacement Med Caster Kit Includes: <ul style="list-style-type: none">• (2) Med caster locking casters• (2) Med caster non-locking casters• (8) Hex nuts, (4) lock washers• (1) Small tube of Loc-Tite			RETRO.MEDCASTER						
				A	B	C	D	E		

HOW TO ORDER

Indicate the following information on order form:

- Quantity of each item.
- Model number, including options. See "How To Build a Model Number".
- Any special service required.

Note: • The □ indicates that a choice is required.

- The absence of the □ indicates that no choice is required.
- Alpha-numeric characters in place of □ indicate that no other alternatives are available.

HOW TO BUILD A MODEL NUMBER

- A** Select basic model.
- B** Select non-contrast or fabric contrast 1.
Refer to color addendum at ki.com or KI Fabrics & Finishes binder.
- C** Select fabric contrast 2.
Refer to color addendum at ki.com or KI Fabrics & Finishes binder.
- D** Select fire code.
NFR - Compliance to TB 117-2013
FR - Compliance to TB 133
 See pricing column for TB133 upcharge.
- E** Select moisture barrier.
NMB - No moisture barrier
MB - Moisture barrier
 See pricing column for moisture barrier upcharge.

INFORMATION

C.O.M. Requirements

C.O.M. yardage requirements listed above are based on plain goods 54" wide. If less than 54" wide or fabrics requiring matching (stripes, plaids, prints, large patterns), additional yardage will be needed. Consult C.O.M. matrix on the Ordering C.O.M. and C.O.L. page for additional yardage needed. For C.O.M. fabric sent to KI-High Point on multiple rolls, add an additional yard of fabric per roll to the yardage requirements.

C.O.L. Requirements

Figure 18 sq. ft. of leather (C.O.L.) are each yard shown (i.e., 4.75 x 18 = 85.5 sq. ft.).

Moisture Barrier

Moisture barrier is applied underneath the fabric cover as a means of protecting the foam. Not available with TB133.

California TB133 Fire Safety Code

The above seating products can be



Approx. Packaged Weight	Delivered Pricing	Grade C.O.M.	Grade C	Grade D	Grade E & C.O.L.	Grade F	Grade G	Grade H	Grade I	Grade J	Grade K	Grade L Leather	Grade M Leather	TB133 add to list price	Moisture Barrier add to list price
25.0#	N/A	\$ 1276	\$ 1336	\$ 1434	\$ 1552	\$ 1632	\$ 1788	\$ 1947	\$ 2143	\$ 2539	\$ 2930	\$ 3325	\$ 4111	\$ 146	\$ 219
25.0#	N/A	1366	1425	1521	1640	1720	1876	2035	2231	2625	3018	3411	4199	146	219
25.0#	N/A	\$ 1276	\$ 1336	\$ 1434	\$ 1552	\$ 1632	\$ 1788	\$ 1947	\$ 2143	\$ 2539	\$ 2930	\$ 3325	\$ 4111	\$ 146	\$ 219
25.0#	N/A	1366	1425	1521	1640	1720	1876	2035	2231	2625	3018	3411	4199	146	219
50.0#	N/A	\$ 1793	\$ 1869	\$ 1995	\$ 2139	\$ 2243	\$ 2449	\$ 2645	\$ 2890	\$ 3403	\$ 3901	\$ 4397	\$ 5411	\$ 198	\$ 296
50.0#	N/A	1878	1955	2081	2228	2333	2538	2733	2976	3492	3987	4485	5499	198	296
7.0#	\$ 242													N/A	N/A

manufactured using the appropriate flame-retardant materials and fabric selections for compliance to California Technical Bulletin 133. Please contact KI customer service for fabric compliance. Not available with moisture barrier

SPECIAL SERVICES

Special Carton Marking

With specially marked information N/C

Shipping

Shipped **k.d. freight prepaid f.o.b. High Point, North Carolina 27263** factory. Freight class #70.

Specifications and prices are subject to change without prior notice.

FLRL

Recliner

- 1 = Back and arms (Fabric Contrast 1) C.O.M. = 5.25 yd (includes front kick panel below seat and footrest on applicable models)
- 2 = Seat (Fabric Contrast 2) C.O.M. = 1.25 yd

Note:

- The ☐ indicates that a choice is required.
- The absence of the ☐ indicates that no choice is required.
- Alpha-numeric characters in place of ☐ indicate that no other alternatives are available.

J Select moisture barrier.

NMB	- No moisture barrier
MB	- Moisture barrier

See pricing column for moisture barrier upcharge.



Approx. Packaged Weight	Grade C.O.M.	Grade C	Grade D	Grade E & C.O.L.	Grade F	Grade G	Grade H	Grade I	Grade J	Grade K	Grade L Leather	Grade M Leather	TB133 add to list price	Moisture Barrier add to list price
150.0#	\$ 2536	\$ 2589	\$ 2688	\$ 2810	\$ 2893	\$ 3060	\$ 3223	\$ 3552	\$ 3952	\$ 4365	\$ 4776	\$ 5596	\$ 322	\$ 141
150.0#	2630	2684	2783	2904	2989	3153	3319	3647	4048	4460	4872	5690	322	141

INFORMATION

Kensington Maple Upcharge

Kensington Maple requires extended lead-times

Model

Flex Recliner w/feet \$82

Flex Recliner w/casters \$95

Options

Additional options may be ordered. Add / XX to the end of the model number and upcharge.

Catheter attachment (specified as facing chair)

/LRCA - Left rear - add \$48

/LFCA - Left front - add \$48

/RRCA - Right rear - add \$48

/RFCA - Right front - add \$48

NOTE: If optional I.V. pole is specified, catheter attachment can not be specified in the same location.

Lateral head supports (C.O.M. = 1.5 yd per

pair)
/HS and \$174

Adjustable pillow (C.O.M. = .75 yd)
/PW and \$186

Head support and/or pillow contrast fabric will match back fabric selection.

C.O.M. Requirements

C.O.M. yardage requirements listed above are based on plain goods 54" wide. If less than 54" wide or fabrics requiring matching (stripes, plaids, prints, large patterns), additional yardage will be needed. Consult C.O.M. matrix on the Ordering C.O.M. and C.O.L. page for additional yardage needed. For C.O.M. fabric sent to KI-High Point on multiple rolls, add an additional yard of fabric per roll to the yardage requirements.

C.O.L. Requirements

Figure 18 sq. ft. of leather (C.O.L.) for each yard shown (i.e., 4.75 x 18 = 85.5 sq. ft.).

Contrasting Upholstery

When contrasting fabric is chosen, price at highest in-grade.

Minimum Fabric/Leather Quantity

Minimum order for fabric is 1 yard. Minimum order for leather is 1 hide (approximately 50 sq. ft.).

California TB133 Fire Safety Code

The above seating products can be manufactured using the appropriate flame-retardant materials and fabric selections for compliance to California Technical Bulletin 133. Please contact KI customer service for fabric compliance. Not available with moisture barrier

Construction

Seat platform constructed of tubular steel and kiln-dried hardwood. Back constructed of kiln-dried hardwood and laminated plywood. Arms constructed of kiln-dried hardwood. Cushioning of multiple densities of polyurethane foam and Dacron fiber

SPECIAL SERVICES

Special Carton Marking

With specially marked information N/C

Shipping

Shipped **assembled freight prepaid f.o.b. High Point, North Carolina 27263** factory. Freight class #250.

Specifications and prices are subject to change without prior notice.

- 1 = Back and arms (Fabric Contrast 1) C.O.M. = 5.25 yd (includes front kick panel below seat and footrest on applicable models)
- 2 = Seat (Fabric Contrast 2) C.O.M. = 1.25 yd

Select moisture barrier:

NMB	- No moisture barrier
MB	- Moisture barrier

See pricing column for moisture barrier upcharge.



Approx. Packaged Weight	Grade C.O.M.	Grade C	Grade D	Grade E & C.O.L.	Grade F	Grade G	Grade H	Grade I	Grade J	Grade K	Grade L Leather	Grade M Leather	TB133 add to list price	Moisture Barrier add to list price
155.0#	\$ 2813	\$ 2867	\$ 2965	\$ 3087	\$ 3171	\$ 3336	\$ 3501	\$ 3829	\$ 4231	\$ 4644	\$ 5054	\$ 5872	\$ 322	\$ 141
155.0#	2813	2867	2965	3087	3171	3336	3501	3829	4231	4644	5054	5872	322	141
155.0#	\$ 2907	\$ 2962	\$ 3061	\$ 3181	\$ 3267	\$ 3432	\$ 3597	\$ 3925	\$ 4326	\$ 4737	\$ 5149	\$ 5966	\$ 322	\$ 141
155.0#	2907	2962	3061	3181	3267	3432	3597	3925	4326	4737	5149	5966	322	141

INFORMATION

Kensington Maple Upcharge

Kensington Maple requires extended lead-times

Model

Flex Recliner w/feet \$82

Flex Recliner w/casters \$95

Options

Additional options may be ordered. Add / XX to the end of the model number and upcharge.

Catheter attachment (specified as facing chair)

/LRCA - Left rear - add \$48

/LFCA - Left front - add \$48

/RRCA - Right rear - add \$48

/RFCA - Right front - add \$48

NOTE: If optional I.V. pole is specified, catheter attachment can not be specified in the same location.

Lateral head supports (C.O.M. = 1.5 yd per

pair)
/HS and \$174

Adjustable pillow (C.O.M. = .75 yd)
/PW and \$186

Head support and/or pillow contrast fabric will match back fabric selection.

C.O.M. Requirements

C.O.M. yardage requirements listed above are based on plain goods 54" wide. If less than 54" wide or fabrics requiring matching (stripes, plaids, prints, large patterns), additional yardage will be needed. Consult C.O.M. matrix on the Ordering C.O.M. and C.O.L. page for additional yardage needed. For C.O.M. fabric sent to KI-High Point on multiple rolls, add an additional yard of fabric per roll to the yardage requirements.

C.O.L. Requirements

Figure 18 sq. ft. of leather (C.O.L.) for each yard shown (i.e., 4.75 x 18 = 85.5 sq. ft.).

Contrasting Upholstery

When contrasting fabric is chosen, price at highest in-grade.

Minimum Fabric/Leather Quantity

Minimum order for fabric is 1 yard. Minimum order for leather is 1 hide (approximately 50 sq. ft.).

California TB133 Fire Safety Code

The above seating products can be manufactured using the appropriate flame-retardant materials and fabric selections for compliance to California Technical Bulletin 133. Please contact KI customer service for fabric compliance. Not available with moisture barrier

Construction

Seat platform constructed of tubular steel and kiln-dried hardwood. Back constructed of kiln-dried hardwood and laminated plywood. Arms constructed of kiln-dried hardwood. Cushioning of multiple densities of polyurethane foam and Dacron fiber

SPECIAL SERVICES

Special Carton Marking

With specially marked information N/C

Shipping

Shipped **assembled freight prepaid f.o.b. High Point, North Carolina 27263** factory. Freight class #250.

Specifications and prices are subject to change without prior notice.

- 1 = Back and arms (Fabric Contrast 1) C.O.M. = 5.25 yd (includes front kick panel below seat and footrest on applicable models)
- 2 = Seat (Fabric Contrast 2) C.O.M. = 1.25 yd

- The absence of the ☐ indicates that no choice is required.
- Alpha-numeric characters in place of ☐ indicate that no other alternatives are available.

Select moisture barrier:

NMB	- No moisture barrier
MB	- Moisture barrier

See pricing column for moisture barrier upcharge.



Approx. Packaged Weight	Grade C.O.M.	Grade C	Grade D	Grade E & C.O.L.	Grade F	Grade G	Grade H	Grade I	Grade J	Grade K	Grade L Leather	Grade M Leather	TB133 add to list price	Moisture Barrier add to list price
155.0#	\$ 2813	\$ 2867	\$ 2965	\$ 3087	\$ 3171	\$ 3336	\$ 3501	\$ 3829	\$ 4231	\$ 4644	\$ 5054	\$ 5872	\$ 322	\$ 141
155.0#	2813	2867	2965	3087	3171	3336	3501	3829	4231	4644	5054	5872	322	141
155.0#	\$ 2907	\$ 2962	\$ 3061	\$ 3181	\$ 3267	\$ 3432	\$ 3597	\$ 3925	\$ 4326	\$ 4737	\$ 5149	\$ 5966	\$ 322	\$ 141
155.0#	2907	2962	3061	3181	3267	3432	3597	3925	4326	4737	5149	5966	322	141

INFORMATION

Kensington Maple Upcharge

Kensington Maple requires extended lead-times

Model

Flex Recliner w/feet \$82

Flex Recliner w/casters \$95

Options

Additional options may be ordered. Add / XX to the end of the model number and upcharge.

Catheter attachment (specified as facing chair)

/LRCA - Left rear - add \$48

/LFCA - Left front - add \$48

/RRCA - Right rear - add \$48

/RFCA - Right front - add \$48

NOTE: If optional I.V. pole is specified, catheter attachment can not be specified in the same location.

Lateral head supports (C.O.M. = 1.5 yd per

pair)
/HS and \$174

Adjustable pillow (C.O.M. = .75 yd)
/PW and \$186

Head support and/or pillow contrast fabric will match back fabric selection.

C.O.M. Requirements

C.O.M. yardage requirements listed above are based on plain goods 54" wide. If less than 54" wide or fabrics requiring matching (stripes, plaids, prints, large patterns), additional yardage will be needed. Consult C.O.M. matrix on the Ordering C.O.M. and C.O.L. page for additional yardage needed. For C.O.M. fabric sent to KI-High Point on multiple rolls, add an additional yard of fabric per roll to the yardage requirements.

C.O.L. Requirements

Figure 18 sq. ft. of leather (C.O.L.) for each yard shown (i.e., 4.75 x 18 = 85.5 sq. ft.).

Contrasting Upholstery

When contrasting fabric is chosen, price at highest in-grade.

Minimum Fabric/Leather Quantity

Minimum order for fabric is 1 yard. Minimum order for leather is 1 hide (approximately 50 sq. ft.).

California TB133 Fire Safety Code

The above seating products can be manufactured using the appropriate flame-retardant materials and fabric selections for compliance to California Technical Bulletin 133. Please contact KI customer service for fabric compliance. Not available with moisture barrier

Construction

Seat platform constructed of tubular steel and kiln-dried hardwood. Back constructed of kiln-dried hardwood and laminated plywood. Arms constructed of kiln-dried hardwood. Cushioning of multiple densities of polyurethane foam and Dacron fiber

SPECIAL SERVICES

Special Carton Marking

With specially marked information N/C

Shipping

Shipped **assembled freight prepaid f.o.b. High Point, North Carolina 27263** factory. Freight class #250.

Specifications and prices are subject to change without prior notice.

Flex™
Recliner Replacement Parts

		MODEL NUMBER				Approx. Packaged Weight Delivered Pricing	
		Basic Model	Non-Contrast or Fabric Contrast 1	Fire Code	Moisture Barrier		
	MODEL	COM					
FLRP	Replacement Cover Set	6.75 yd	FRC	□□□□	□□	□□	5.0# N/A
FLRP	Replacement Head Support Covers	.75 yd	FRHS	□□□□	□□	□□	1.0# N/A
HRDPT	Replacement Med Caster Kit		RETRO.MEDCASTER				7.0# \$ 242
	Includes:						
	• (2) Med caster locking casters						
	• (2) Med caster non-locking casters						
	• (8) Hex nuts, (4) lock washers						
	• (1) Small tube of Loc-Tite						
			A	B	C	D	

HOW TO ORDER

Indicate the following information on order form:

- Quantity of each item.
- Model number, including options. See “How To Build a Model Number”.
- Any special service required.

Note:

- The □ indicates that a choice is required.
- The absence of the □ indicates that no choice is required.
- Alpha-numeric characters in place of □ indicate that no other alternatives are available.

HOW TO BUILD A MODEL NUMBER

- A** Select basic model.
- B** Select non-contrast or fabric contrast 1.
Refer to color addendum at ki.com or KI Fabrics & Finishes binder.
- C** Select fire code.
NFR - Compliance to TB 117-2013
FR - Compliance to TB 133
See pricing column for TB133 upcharge.
- D** Select moisture barrier.
NMB - No moisture barrier
MB - Moisture barrier
See pricing column for moisture barrier upcharge.

INFORMATION

C.O.M. Requirements
C.O.M. yardage requirements listed above are based on plain goods 54" wide. If less than 54" wide or fabrics requiring matching (stripes, plaids, prints, large patterns), additional yardage will be needed. Consult C.O.M. matrix on the Ordering C.O.M. and C.O.L. page for additional yardage needed. For C.O.M. fabric sent to KI-High Point on multiple rolls, add an additional yard of fabric per roll to the yardage requirements.

C.O.L. Requirements
Figure 18 sq. ft. of leather (C.O.L.) for each yard shown (i.e., 4.75 x 18 = 85.5 sq. ft.).

Contrasting Upholstery
When contrasting fabric is chosen, price at highest in-grade.

California TB133 Fire Safety Code
The above seating products can be manufactured using the appropriate flame-



Grade C.O.M.	Grade C	Grade D	Grade E & C.O.L.	Grade F	Grade G	Grade H	Grade I	Grade J	Grade K	Grade L Leather	Grade M Leather	TB133 add to list price	Moisture Barrier add to list price
\$ 666	\$ 717	\$ 811	\$ 924	\$ 1009	\$ 1166	\$ 1324	\$ 1635	\$ 2022	\$ 2411	\$ 2806	\$ 3588	\$ 322	\$ 141
\$ 108	\$ 111	\$ 123	\$ 132	\$ 137	\$ 153	\$ 167	\$ 191	\$ 225	\$ 259	\$ 301	\$ 349	\$ 39	\$ 15
												N/A	N/A

retardant materials and fabric selections for compliance to California Technical Bulletin 133. Please contact KI customer service for fabric compliance. Not available with moisture barrier.

SPECIAL SERVICES

Special Carton Marking

With specially marked information N/C




Shipping

Shipped **k.d. freight prepaid f.o.b. High Point, North Carolina 27263** factory. Freight class #70.

Specifications and prices are subject to change without prior notice.

Flex™

Patient Chair

	MODEL	Features	COM	MODEL NUMBER							
				Basic Model	Non-Contrast or Fabric Contrast 1	Fabric Contrast 2	Wood Finish	Fire Code	Moisture Barrier	Arm Cap	
 FLPC	Patient Chair (Open Arm) • 1 = Back (Fabric Contrast 1) C.O.M. = 1.5 yd • 2 = Seat (Fabric Contrast 2) C.O.M. = 1 yd	Non-contrast	2.5 yd	FOP/NC	□□□□		□□□	□□□	□□□	□□□	
		Contrast		FOP/FC	□□□□	□□□□	□□□	□□□	□□□	□□□	
 FLPC	Patient Chair (Closed Arm) • 1 = Back and arms (Fabric Contrast 1) C.O.M. = 2.75 yd • 2 = Seat (Fabric Contrast 2) C.O.M. = 1 yd	Non-contrast	3.75 yd	FPP/NC	□□□□		□□□	□□□	□□□	□□□	
		Contrast		FPP/FC	□□□□	□□□□	□□□	□□□	□□□	□□□	
 FLPC	Ottoman		1 yd	FOT	□□□□		□□□	□□□	□□□		

A

B

C

D

E

F

G

HOW TO ORDER

Indicate the following information on order form:

1. Quantity of each item.
2. Model number, including options. See "How To Build a Model Number".
3. Any special service required.

Note: • The □ indicates that a choice is required.

- The absence of the □ indicates that no choice is required.
- Alpha-numeric characters in place of □ indicate that no other alternatives are available.

HOW TO BUILD A MODEL NUMBER

A Select basic model.

B Select non-contrast or fabric contrast 1.
Refer to color addendum at ki.com or KI Fabrics & Finishes binder.

C Select fabric contrast 2.
Refer to color addendum at ki.com or KI Fabrics & Finishes binder.

D Select wood finish color.
Refer to color addendum at ki.com or KI Fabrics & Finishes binder.
For Kensington Maple add upcharge.

E Select fire code.
NFR - Compliance to TB 117-2013
FR - Compliance to TB 133
 See pricing column for TB133 upcharge.

F Select moisture barrier.
NMB - No moisture barrier
MB - Moisture barrier

See pricing column for moisture barrier upcharge.

G Select arm option.

WAC - Wood (standard)

UAC - Upholstered (pair); add \$105
 Upholstered armcap fabric will match arms fabric selection (Fabric Contrast 1).
 C.O.M. = 1 yd.



Approx. Packaged Weight	Grade C.O.M.	Grade C	Grade D	Grade E & C.O.L.	Grade F	Grade G	Grade H	Grade I	Grade J	Grade K	Grade L Leather	Grade M Leather	TB133 add to list price	Moisture Barrier add to list price
65.0#	\$ 1606	\$ 1624	\$ 1649	\$ 1682	\$ 1761	\$ 1804	\$ 1846	\$ 1901	\$ 2009	\$ 2121	\$ 2227	\$ 2443	\$ 210	\$ 105
65.0#	1666	1682	1708	1740	1819	1863	1904	1959	2069	2177	2286	2503	210	105
65.0#	\$ 1749	\$ 1776	\$ 1816	\$ 1867	\$ 1954	\$ 2021	\$ 2086	\$ 2167	\$ 2332	\$ 2493	\$ 2657	\$ 2983	\$ 238	\$ 105
65.0#	1809	1832	1874	1925	2012	2079	2143	2226	2391	2553	2716	3042	238	105
20.0#	\$ 566	\$ 574	\$ 589	\$ 605	\$ 618	\$ 643	\$ 666	\$ 714	\$ 772	\$ 833	\$ 893	\$ 1012	\$ 70	\$ 50

KENSINGTON MAPLE UPCHARGE

Kensington Maple requires extended leadtimes.

Model

FOP/NC	\$63
FOP/FC	\$63
FPP/NC	\$63
FPP/FC	\$63
FOT	\$51

INFORMATION

C.O.M. Requirements

C.O.M. yardage requirements listed above are based on plain goods 54" wide. If less than 54" wide or fabrics requiring matching (stripes, plaids, prints, large patterns), additional yardage will be needed. Consult C.O.M. matrix on the Ordering C.O.M. and C.O.L. page for additional yardage needed. For C.O.M. fabric sent to KI-High Point on multiple rolls, add an additional yard of fabric per roll to the yardage requirements.

C.O.L. Requirements

Figure 18 sq. ft. of leather (C.O.L.) for each yard shown (i.e., 4.75 x 18 = 85.5 sq. ft.).

Contrasting Upholstery

When contrasting fabric is chosen, price at highest in-grade.

Minimum Fabric/Leather Quantity

Minimum order for fabric is 1 yard. Minimum order for leather is 1 hide (approx-

mately 50 sq. ft.).

Moisture Barrier

Moisture barrier is applied underneath the fabric cover as a means of protecting the foam. Not available with TB133.

California TB133 Fire Safety Code

The above seating products can be manufactured using the appropriate flame-retardant materials and fabric selections for compliance to California Technical Bulletin 133. Please contact KI customer service for fabric compliance. Not available with moisture barrier

Construction

Seat frame constructed of welded structural steel. Back constructed from formed laminated plywood. Arms constructed of kiln-dried hardwood. Cushioning of multiple densities of polyurethane foam and Dacron fiber.

SPECIAL SERVICES

Special Carton Marking

With specially marked information N/C

Shipping

Shipped **assembled unless replacement parts which ship k.d. freight prepaid High Point, North Carolina 27263** factory. Freight class #250.

Specifications and prices are subject to change without prior notice.

FMPC

- The absence of the ☐ indicates that no choice is required.
- Alpha-numeric characters in place of ☐ indicate that no other alternatives are available.

Upholstered armcap fabric will match
arms fabric selection (Fabric Contrast 1).
C.O.M. = 1 yd.



Approx. Packaged Weight	Grade C.O.M.	Grade C	Grade D	Grade E & C.O.L.	Grade F	Grade G	Grade H	Grade I	Grade J	Grade K	Grade L Leather	Grade M Leather	TB133 add to list price	Moisture Barrier add to list price
65.0#	\$ 2182	\$ 2204	\$ 2342	\$ 2384	\$ 2412	\$ 2467	\$ 2519	\$ 2664	\$ 2800	\$ 2935	\$ 3072	\$ 3343	\$ 210	\$ 105
65.0#	2241	2262	2402	2442	2470	2523	2579	2724	2860	2995	3130	3402	210	105

KENSINGTON MAPLE UPCHARGE

Kensington Maple requires extended leadtimes.

Model

FOX2/NC \$70

FOX2/FC \$70

INFORMATION

C.O.M. Requirements

C.O.M. yardage requirements listed above are based on plain goods 54" wide. If less than 54" wide or fabrics requiring matching (stripes, plaids, prints, large patterns), additional yardage will be needed. Consult C.O.M. matrix on the Ordering C.O.M. and C.O.L. page for additional yardage needed. For C.O.M. fabric sent to KI-High Point on multiple rolls, add an additional yard of fabric per roll to the yardage requirements.

C.O.L. Requirements

Figure 18 sq. ft. of leather (C.O.L.) for each yard shown (i.e., 4.75 x 18 = 85.5 sq. ft.).

Contrasting Upholstery

When contrasting fabric is chosen, price at highest in-grade.

Minimum Fabric/Leather Quantity

Minimum order for fabric is 1 yard. Minimum order for leather is 1 hide (approx-

mately 50 sq. ft.).

Moisture Barrier

Moisture barrier is applied underneath the fabric cover as a means of protecting the foam. Not available with TB133.

California TB133 Fire Safety Code

The above seating products can be manufactured using the appropriate flame-retardant materials and fabric selections for compliance to California Technical Bulletin 133. Please contact KI customer service for fabric compliance. Not available with moisture barrier

Construction

Seat frame constructed of welded structural steel. Back constructed from formed laminated plywood. Arms constructed of kiln-dried hardwood. Cushioning of multiple densities of polyurethane foam and Dacron fiber.

SPECIAL SERVICES

Special Carton Marking

With specially marked information N/C

Shipping

Shipped **assembled unless replacement parts which ship k.d. freight prepaid High Point, North Carolina 27263** factory. Freight class #250.

Specifications and prices are subject to change without prior notice.

				MODEL NUMBER					
				Basic Model	Non-Contrast or Fabric Contrast 1	Fabric Contrast 2	Fire Code	Moisture Barrier	
	MODEL	Features	COM						
FLRP	Patient Chair Replacement Cover Set (Open Arm) • 1 = Back (Fabric Contrast 1) C.O.M. = 1.5 yd • 2 = Seat (Fabric Contrast 2) C.O.M. = 1 yd	Non-contrast	2.5 yd	FOPC/NC	□□□□		□□□	□□□	10.0#
		Contrast		FOPC/FC	□□□□	□□□□	□□□	□□□	10.0#
FLRP	Patient Chair Replacement Cover Set (Closed Arm) • 1 = Back (Fabric Contrast 1) C.O.M. = 2.75 yd • 2 = Seat (Fabric Contrast 2) C.O.M. = 1 yd	Non-contrast	3.75 yd	FPPC/NC	□□□□		□□□	□□□	15.0#
		Contrast		FPPC/FC	□□□□	□□□□	□□□	□□□	15.0#
FLRP	Motion Patient Chair Replacement Cover Set (Open Arm) • 1 = Back (Fabric Contrast 1) C.O.M. = 1.5 yd • 2 = Seat (Fabric Contrast 2) C.O.M. = 1 yd	Non-contrast	2.5 yd	FOX2C/NC	□□□□		□□□	□□□	10.0#
		Contrast		FOX2C/FC	□□□□	□□□□	□□□	□□□	10.0#
				A	B	C	D	E	

HOW TO ORDER

Indicate the following information on order form:

1. Quantity of each item.
2. Model number, including options. See "How To Build a Model Number".
3. Any special service required.

Note: • The □ indicates that a choice is required.

- The absence of the □ indicates that no choice is required.
- Alpha-numeric characters in place of □ indicate that no other alternatives are available.

HOW TO BUILD A MODEL NUMBER

A Select basic model.

B Select non-contrast or fabric contrast 1.
Refer to color addendum at ki.com or KI Fabrics & Finishes binder.

C Select fabric contrast 2.
Refer to color addendum at ki.com or KI Fabrics & Finishes binder.

D Select fire code.
NFR - Compliance to TB 117-2013
FR - Compliance to TB 133
 See pricing column for TB133 upcharge.

E Select moisture barrier.
NMB - No moisture barrier
MB - Moisture barrier
 See pricing column for moisture barrier upcharge.

INFORMATION

C.O.M. Requirements

C.O.M. yardage requirements listed above are based on plain goods 54" wide. If less than 54" wide or fabrics requiring matching (stripes, plaids, prints, large patterns), additional yardage will be needed. Consult C.O.M. matrix on the Ordering C.O.M. and C.O.L. page for additional yardage needed. For C.O.M. fabric sent to KI-High Point on multiple rolls, add an additional yard of fabric per roll to the yardage requirements.

C.O.L. Requirements

Figure 18 sq. ft. of leather (C.O.L.) for each yard shown (i.e., 4.75 x 18 = 85.5 sq. ft.).

Contrasting Upholstery

When contrasting fabric is chosen, price at highest in-grade.

Minimum Fabric/Leather Quantity

Minimum order for fabric is 1 yard. Minimum order for leather is 1 hide (approx-



Grade C.O.M.	Grade C	Grade D	Grade E & C.O.L.	Grade F	Grade G	Grade H	Grade I	Grade J	Grade K	Grade L Leather	Grade M Leather	TB133 add to list price	Moisture Barrier add to list price
\$ 440	\$ 458	\$ 488	\$ 529	\$ 550	\$ 603	\$ 654	\$ 735	\$ 857	\$ 986	\$ 1107	\$ 1360	\$ 210	\$ 105
499	517	546	586	609	662	712	791	916	1045	1166	1418	210	105
\$ 657	\$ 683	\$ 728	\$ 784	\$ 823	\$ 897	\$ 971	\$ 1100	\$ 1283	\$ 1478	\$ 1650	\$ 2020	\$ 238	\$ 105
715	742	787	841	881	957	1032	1158	1341	1539	1710	2078	238	105
\$ 488	\$ 507	\$ 542	\$ 585	\$ 611	\$ 666	\$ 719	\$ 787	\$ 923	\$ 1059	\$ 1196	\$ 1464	\$ 210	\$ 105
546	566	602	643	670	724	779	846	982	1117	1255	1522	210	105

mately 50 sq. ft).

Moisture Barrier

Moisture barrier is applied underneath the fabric cover as a means of protecting the foam. Not available with TB133.

California TB133 Fire Safety Code

The above seating products can be manufactured using the appropriate flame-retardant materials and fabric selections for compliance to California Technical Bulletin 133. Please contact KI customer service for fabric compliance. Not available with moisture barrier.

SPECIAL SERVICES

Special Carton Marking


With specially marked information N/C

Shipping

Shipped **assembled unless replacement parts which ship k.d. freight prepaid High Point, North Carolina 27263** factory. Freight class #70.

Specifications and prices are subject to change without prior notice.

Flex™
Bariatric

				MODEL NUMBER							
				Basic Model	Non-Contrast or Fabric Contrast 1	Fabric Contrast 2	Wood Finish	Arm Cap	Fire Code	Moisture Barrier	
MODEL	Features	COM									
 FLBS	Bariatric Chair (Open Arm)	Non-contrast	3 yd	FOCL/NC	□□□□		□□□	□□□	□□□	□□□	
	• 1 = Back (Fabric Contrast 1) C.O.M. = 2 yd	Contrast		FOCL/FC	□□□□	□□□□	□□□	□□□	□□□	□□□	
	• 2 = Seat (Fabric Contrast 2) C.O.M. = 1 yd										
				A	B	C	D	E	F	G	

HOW TO ORDER

Indicate the following information on order form:

- Quantity of each item.
- Model number, including options. See “How To Build a Model Number”.
- Any special service required.

Note:

- The □ indicates that a choice is required.
- The absence of the □ indicates that no choice is required.
- Alpha-numeric characters in place of □ indicate that no other alternatives are available.

HOW TO BUILD A MODEL NUMBER

- A** Select basic model.
- B** Select non-contrast or fabric contrast 1.
Refer to color addendum at ki.com or KI Fabrics & Finishes binder.
- C** Select fabric contrast 2.
Refer to color addendum at ki.com or KI Fabrics & Finishes binder.
- D** Select wood finish color.
Refer to color addendum at ki.com or KI Fabrics & Finishes binder.
For Kensington Maple add upcharge.
- E** Select armcaps.

WAC

- Wood (standard)

UAC

- Upholstered (pair); add \$50

Upholstered armcap fabric C.O.M. = 1 yd
- F** Select fire code.

NFR

- Compliance to TB 117-2013

FR

- Compliance to TB 133

See pricing column for TB133 upcharge.

- G** Select moisture barrier.

NMB

- No moisture barrier

MB

- Moisture barrier

See pricing column for moisture barrier upcharge.



Approx. Packaged Weight	Grade C.O.M.	Grade C	Grade D	Grade E & C.O.L.	Grade F	Grade G	Grade H	Grade I	Grade J	Grade K	Grade L Leather	Grade M Leather	TB133 add to list price	Moisture Barrier add to list price
65.0#	\$ 1784	\$ 1807	\$ 1850	\$ 1889	\$ 1926	\$ 1988	\$ 2038	\$ 2129	\$ 2284	\$ 2436	\$ 2591	\$ 2905	\$ 227	\$ 149
65.0#	1843	1865	1906	1949	1985	2047	2096	2185	2340	2494	2649	2964	227	149

KENSINGTON MAPLE UPCHARGE

Kensington Maple requires extended leadtimes.

Model

FOCL/NC \$60

FOCL/FC \$60

INFORMATION

C.O.M. Requirements

C.O.M. yardage requirements listed above are based on plain goods 54" wide. If less than 54" wide or fabrics requiring matching (stripes, plaids, prints, large patterns), additional yardage will be needed. Consult C.O.M. matrix on the Ordering C.O.M. and C.O.L. page for additional yardage needed. For C.O.M. fabric sent to KI-High Point on multiple rolls, add an additional yard of fabric per roll to the yardage requirements.

C.O.L. Requirements

Figure 18 sq. ft. of leather (C.O.L.) for each yard shown (i.e., 4.75 x 18 = 85.5 sq. ft.).

Contrasting Upholstery

When contrasting fabric is chosen, price at highest in-grade.

Minimum Fabric/Leather Quantity

Minimum order for fabric is 1 yard. Minimum order for leather is 1 hide (approximately 50 sq. ft.).

Moisture Barrier

Moisture barrier is applied underneath the fabric cover as a means of protecting the foam. Not available with TB133.

California TB133 Fire Safety Code

The above seating products can be manufactured using the appropriate flame-retardant materials and fabric selections for compliance to California Technical Bulletin 133. Please contact KI customer service for fabric compliance. Not available with

moisture barrier.

Construction

BARIATRIC UNITS ARE CYCLE TESTED TO EXCEED ANSI/BIFMA STANDARDS TO SAFELY ACCOMMODATE A PERSON WEIGHING UP TO 750 POUNDS.

Seat frame constructed of welded structural steel. Back constructed from formed laminated plywood. Cushioning for seats and backs are multiple densities of polyurethane foam wrapped with 1" high resilient polyurethane foam. Exposed wood for Flex is hardwood. Field recoverable seats and backs.

SPECIAL SERVICES

Special Carton Marking

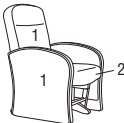
With specially marked information N/C

Shipping

Shipped **assembled unless replacement parts which ship k.d. freight prepaid High Point, North Carolina 27263** factory. Freight class #250.

Specifications and prices are subject to change without prior notice.

Flex™
Glider

				MODEL NUMBER							
				Basic Model	Non-Contrast or Fabric Contrast 1	Fabric Contrast 2	Arm Cap	Wood Finish	Fire Code	Moisture Barrier	
MODEL	Features	COM									
 FLGL	Glider (Closed Arm)	Non-contrast	3.75 yd	FG/NC	□□□□		□□□	□□□	□□□	□□□	
	• 1 = Back and arms (Fabric Contrast 1) C.O.M. = 3 yd (includes front kick panel below seat and footrest on applicable models)	Contrast		FG/FC	□□□□	□□□□	□□□	□□□	□□□	□□□	
	• 2 = Seat (Fabric Contrast 2) C.O.M. = 1 yd										
FLRP	Replacement Cover Set	Non-contrast	3.75 yd	FGC/NC	□□□□				□□□	□□□	
	• 1 = Back and arms (Fabric Contrast 1) C.O.M. = 3 yd	Contrast		FGC/FC	□□□□	□□□□			□□□	□□□	
	• 2 = Seat (Fabric Contrast 2) C.O.M. = 1 yd										
				A	B	C	D	E	F	G	

HOW TO ORDER

Indicate the following information on order form:

- Quantity of each item.
- Model number, including options. See “How To Build a Model Number”.
- Any special service required.

Note:

- The □ indicates that a choice is required.
- The absence of the □ indicates that no choice is required.
- Alpha-numeric characters in place of □ indicate that no other alternatives are available.

HOW TO BUILD A MODEL NUMBER

See pricing column for TB133 upcharge.

A Select basic model.

B Select non-contrast or fabric contrast 1.
Refer to color addendum at ki.com or KI Fabrics & Finishes binder.

C Select fabric contrast 2.
Refer to color addendum at ki.com or KI Fabrics & Finishes binder.

D Select armcaps.
WAC - Wood (standard)
UAC - Upholstered (pair); add \$105
Upholstered armcap fabric C.O.M. = 1 yd

E Select wood finish color.
Refer to color addendum at ki.com or KI Fabrics & Finishes binder.
For Kensington Maple add upcharge.

F Select fire code.
NFR - Compliance to TB 117-2013
FR - Compliance to TB 133

G Select moisture barrier.

NMB	- No moisture barrier
MB	- Moisture barrier

See pricing column for moisture barrier upcharge.



Approx. Packaged Weight	Grade C.O.M.	Grade C	Grade D	Grade E & C.O.L.	Grade F	Grade G	Grade H	Grade I	Grade J	Grade K	Grade L Leather	Grade M Leather	TB133 add to list price	Moisture Barrier add to list price
120.0#	\$ 2338	\$ 2371	\$ 2427	\$ 2496	\$ 2546	\$ 2642	\$ 2735	\$ 2922	\$ 3158	\$ 3391	\$ 3628	\$ 4102	\$ 243	\$ 105
120.0#	2426	2459	2515	2585	2635	2729	2823	3011	3246	3480	3714	4188	243	105
5.0#	\$ 455	\$ 484	\$ 535	\$ 600	\$ 646	\$ 732	\$ 821	\$ 991	\$ 1204	\$ 1422	\$ 1637	\$ 2070	\$ 243	\$ 105
5.0#	542	572	622	686	734	821	907	1079	1292	1509	1725	2158	243	105

KENSINGTON MAPLE UPCHARGE

Kensington Maple requires extended leadtimes.

Model	
FG/NC	\$145
FG/FC	\$145

INFORMATION
C.O.M. Requirements

C.O.M. yardage requirements listed above are based on plain goods 54" wide. If less than 54" wide or fabrics requiring matching (stripes, plaids, prints, large patterns), additional yardage will be needed. Consult C.O.M. matrix on the Ordering C.O.M. and C.O.L. page for additional yardage needed. For C.O.M. fabric sent to KI-High Point on multiple rolls, add an additional yard of fabric per roll to the yardage requirements.

C.O.L. Requirements

Figure 18 sq. ft. of leather (C.O.L.) for each yard shown (i.e., 4.75 x 18 = 85.5 sq. ft.).

Contrasting Upholstery

When contrasting fabric is chosen, price at highest in-grade.

Minimum Fabric/Leather Quantity

Minimum order for fabric is 1 yard. Minimum order for leather is 1 hide (approx-

mately 50 sq. ft.).

Moisture Barrier

Moisture barrier is applied underneath the fabric cover as a means of protecting the foam. Not available with TB133.

California TB133 Fire Safety Code

The above seating products can be manufactured using the appropriate flame-retardant materials and fabric selections for compliance to California Technical Bulletin 133. Please contact KI customer service for fabric compliance. Not available with moisture barrier

Construction

Seat frame constructed of welded structural steel. Back kiln-dried hardwood. Exposed wood of kiln-dried hardwood. The glide motion is suspended on 8 ball bearings. Cushioning of multiple densities of polyurethane foam and Dacron fiber.

SPECIAL SERVICES
Special Carton Marking

With specially marked information N/C

Shipping

Shipped **assembled unless replacement parts which ship k.d. freight prepaid High Point, North Carolina 27263** factory. Freight class #250.

Specifications and prices are subject to change without prior notice.

LaResta® Day Bed

General Information



Standard Built-In



Freestanding -
Perth® Arm



Freestanding -
Briar® Arm



Freestanding -
Flex™ Arm



Freestanding -
Soltice®



Freestanding -
Affina™

Features

One-piece design	•	•	•	•	•	•
One-step fold-down mechanism	•	•	•	•	•	•
Optional casters to provide mobility		•	•	•	•	
Storage	•	•	•	•	•	•

General Dimensions

Seat height	18-1/4"	18-1/4"	18-1/4"	18-1/4"	18-1/4"	18-1/4"
Back height	34"	34"	34"	34"	34"	34"
Arm height		25-1/4"	24-3/4"	27-1/4"	27-1/2"	26-1/2"
Individual arm width		2-1/4"	2-1/2"	2-1/2"	2-1/2"	4"
Sleep surface height	26"	26"	26"	26"	26"	26"

Overall Dimensions

Standard built-in width	79-3/8"					
Freestanding width		80-5/8"	81-1/8"	81-1/8"	81-1/8"	84-1/4"
Arm depth		31"	33-1/2"	33-1/4"	31"	34"
Sleep surface	34" x 75"	34" x 75"	34" x 75"	34" x 75"	34" x 75"	34" x 75"

SPECIFICATIONS

Complimentary Furniture

The following lounge collections offer complimentary furniture that creates continuity and a cohesive look throughout a facility. These complimentary pieces can be found in other sections of the KI price list.

LARESTA® FSD model with BRIAR® ARM - Briar® Healthcare, Multiple Seating, and Freestanding Tables,

LARESTA® FSD model with FLEX™ ARM - Flex™ Healthcare, Multiple Seating, and Freestanding Tables

LARESTA® FSD model with PERTH® ARM - Perth® Healthcare, and Multiple Seating

LARESTA® FSD model with SOLTICE® ARM - Soltice® Healthcare, Multiple Seating, Guest, and Lounge Seating

UPHOLSTERY INFORMATION

C.O.M. Fabric

For C.O.M. fabric sent to KI-High Point on multiple rolls, add an additional yard of fabric per roll to the yardage requirements. Multiple rolls have shorter pieces of fabric on them and do not allow nesting and stacking of the fabric to achieve the best yield as is done with one large roll. This results in yardage shortages and requests for additional fabric from the client, which can hold up the order. For each roll that is sent, one yard needs to be added and needs to be added to one of the rolls, not separately.

Fabric Disclaimer

Fabric will be applied as swatched by the fabric manufacturer. Fabric that is required to be applied differently than is swatched will need a Special Cost Request written specifying the direction the fabric is to be applied. The posted standard lead time will apply to the Special Cost Request.

FINISH INFORMATION

SPECIAL FINISH MATCHES

KI can match special finish requests at an upcharge of \$70 List per item, up to 12 or a maximum charge of \$840 List per order per color. Special finish requests must be sent to your KI customer service representative.

Upon receipt from KI, the finishing department will prepare a "strike-off" which will be sent to the customer for approval.

The approval form accompanying the strike-off should be faxed to your KI customer service representative. Upon receipt of the signed approval form, KI will proceed with the order. Disapproved samples may be sent back to KI directly with an explanation of disapproval. A Special Finish Number (SFN) will be assigned to this finish sample for future reference or reorders



Modern Style

Features

- One-piece design •
- One-step fold-down mechanism •
- Optional casters to provide mobility
- Storage •

General Dimensions

Seat height	18-1/4"
Back height	32"
Arm height	24-1/2"
Individual arm width	5-1/2"
Sleep surface height	26"

Overall Dimensions

Arm depth	31"
Sleep surface	32" x 75"
Modern width - no storage	87-1/4"
Modern width - storage one side	97-3/4"
Modern width - storage both sides	108-1/4"

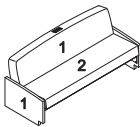
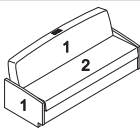
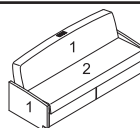
INFORMATION

WARRANTY

Refer to KI Terms & Conditions document or visit ki.com

LaResta® Day Bed

Built-In

				MODEL NUMBER							
MODEL	Features	COM	Basic Model	Non-Contrast or Fabric Contrast 1	Fabric Contrast 2	Paint Color	Laminate Color	Edge Color	Pull Option		
 LRSTA	Built-In, Basic • 1 = Back and arms (Fabric Contrast 1) C.O.M. = 4.5 yd • 2 = Seat (Fabric Contrast 2) C.O.M. = 3 yd	Non-contrast Contrast	8.5 yd 8.5 yd	BIB/NC BIB/FC	<input type="checkbox"/> <input type="checkbox"/> <input type="checkbox"/> <input type="checkbox"/> <input type="checkbox"/> <input type="checkbox"/> <input type="checkbox"/> <input type="checkbox"/>	 <input type="checkbox"/> <input type="checkbox"/> <input type="checkbox"/> <input type="checkbox"/>	<input type="checkbox"/> <input type="checkbox"/> <input type="checkbox"/> <input type="checkbox"/>	<input type="checkbox"/> <input type="checkbox"/> <input type="checkbox"/> <input type="checkbox"/>	 		
 LRSTA	Built-In, Front Panel • 1 = Back and arms (Fabric Contrast 1) C.O.M. = 4.5 yd • 2 = Seat (Fabric Contrast 2) C.O.M. = 3 yd	Non-contrast Contrast	8.5 yd 8.5 yd	BIP/NC BIP/FC	<input type="checkbox"/> <input type="checkbox"/> <input type="checkbox"/> <input type="checkbox"/> <input type="checkbox"/> <input type="checkbox"/> <input type="checkbox"/> <input type="checkbox"/>	 <input type="checkbox"/> <input type="checkbox"/> <input type="checkbox"/> <input type="checkbox"/>	<input type="checkbox"/> <input type="checkbox"/> <input type="checkbox"/> <input type="checkbox"/>	<input type="checkbox"/> <input type="checkbox"/> <input type="checkbox"/> <input type="checkbox"/>	<input type="checkbox"/> <input type="checkbox"/> <input type="checkbox"/> <input type="checkbox"/>		
 LRSTA	Built-In, Drawers • 1 = Back and arms (Fabric Contrast 1) C.O.M. = 4.5 yd • 2 = Seat (Fabric Contrast 2) C.O.M. = 3 yd	Non-contrast Contrast	8.5 yd 8.5 yd	BID/NC BID/FC	<input type="checkbox"/> <input type="checkbox"/> <input type="checkbox"/> <input type="checkbox"/> <input type="checkbox"/> <input type="checkbox"/> <input type="checkbox"/> <input type="checkbox"/>	 <input type="checkbox"/> <input type="checkbox"/> <input type="checkbox"/> <input type="checkbox"/>	<input type="checkbox"/> <input type="checkbox"/> <input type="checkbox"/> <input type="checkbox"/>	<input type="checkbox"/> <input type="checkbox"/> <input type="checkbox"/> <input type="checkbox"/>	<input type="checkbox"/> <input type="checkbox"/> <input type="checkbox"/> <input type="checkbox"/>	<input type="checkbox"/> <input type="checkbox"/> <input type="checkbox"/> <input type="checkbox"/>	
				A	B	C	D	E	F	G	

HOW TO ORDER

Indicate the following information on order form:

- Quantity of each item.
- Model number, including options. See "How To Build a Model Number".
- Any special service required.

Note:

- The ☐ indicates that a choice is required.
- The absence of the ☐ indicates that no choice is required.
- Alpha-numeric characters in place of ☐ indicate that no other alternatives are available.

HOW TO BUILD A MODEL NUMBER

- A** Select basic model.
- B** Select non-contrast or fabric contrast 1.
Refer to color addendum at ki.com or KI Fabrics & Finishes binder.
- C** Select fabric contrast 2.
Refer to color addendum at ki.com or KI Fabrics & Finishes binder.
- D** Select handle paint color.
Refer to color addendum at ki.com or KI Fabrics & Finishes binder.
- E** Select laminate color.
Refer to color addendum at ki.com or KI Fabrics & Finishes binder.
- F** Select edge color.
Refer to color addendum at ki.com or KI Fabrics & Finishes binder.
- G** Select bowfront drawer pull color.

PLBL	- Black
PLBG	- Blue grey
PLBN	- Brushed nickel
PLSD	- Sand
PLWG	- Warm grey
NDP	- No pull

INFORMATION

Moisture Barrier	\$379
TB133	\$631

C.O.M. Requirements
C.O.M. yardage requirements listed above are based on plain goods 54" wide. If less than 54" wide or fabrics requiring matching (stripes, plaids, prints, large patterns), additional yardage will be needed. Consult C.O.M. matrix on the Ordering C.O.M. and C.O.L. page for additional yardage needed. For C.O.M. fabric sent to KI-High Point on multiple rolls, add an additional yard of fabric per roll to the yardage requirements.

C.O.L. Requirements
Figure 18 sq. ft. of leather (C.O.L.) for each yard shown (i.e., 4.75 x 18 = 85.5 sq. ft.).

Contrasting Upholstery
When contrasting fabric is chosen, price at highest in-grade.



Approx. Packaged Weight	Grade C.O.M.	Grade C	Grade D	Grade E & C.O.L.	Grade F	Grade G	Grade H	Grade I	Grade J	Grade K	Grade L Leather	Grade M Leather
220.0#	\$ 4320	\$ 4652	\$ 4739	\$ 4846	\$ 4917	\$ 5059	\$ 5201	\$ 5376	\$ 5727	\$ 6078	\$ 6431	\$ 7136
220.0#	4431	4764	4849	4956	5028	5169	5309	5485	5837	6189	6543	7246
230.0#	\$ 4412	\$ 4745	\$ 4832	\$ 4941	\$ 5010	\$ 5151	\$ 5294	\$ 5467	\$ 5820	\$ 6172	\$ 6525	\$ 7230
230.0#	4522	4856	4944	5050	5122	5261	5402	5576	5930	6282	6635	7339
250.0#	\$ 4849	\$ 5183	\$ 5271	\$ 5379	\$ 5449	\$ 5590	\$ 5731	\$ 5907	\$ 6257	\$ 6609	\$ 6962	\$ 7667
250.0#	4960	5295	5382	5487	5560	5700	5840	6016	6368	6720	7073	7779

Minimum Fabric/Leather Quantity

Minimum order for fabric is 1 yard. Minimum order for leather is 1 hide (approximately 50 sq. ft).

Construction

Frame constructed of kiln-dried lumber, laminated hardwood plywood, and 14-gauge steel. Tight seats and backs are wrapped with multiple densities of polyurethane foam.

California TB133 Fire Safety Code

The above seating products can be manufactured using the appropriate flame-retardant materials and fabric selections for compliance to California Technical Bulletin 133. Add "FR" to end of model number and add upcharge. Please contact KI customer service for fabric compliance. Not available with moisture barrier. Nano-Text treatments can be used when TB133 is required.

Options

Powder Coat for Handle and Drawer Pull.

See color addendum for standard powder coat selections. Additional KI powder coat colors are available at an \$894 list upcharge per order.

Options

Available in leather as a special.

SPECIAL SERVICES

Special Carton Marking

With specially marked information N/C

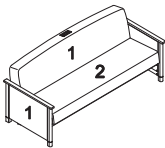
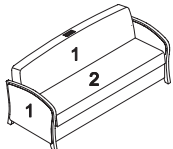
Shipping

Shipped **assembled unless replacement parts which ship k.d. freight prepaid High Point, North Carolina 27263** factory. Freight class #125.

Specifications and prices are subject to change without prior notice.

LaResta® Day Bed

Freestanding

			MODEL NUMBER									Approx. Packaged Weight
Features	COM	Basic Model	Non-Contrast or Fabric Contrast 1	Fabric Contrast 2	Paint Color	Casters	Arm Cap	Wood Finish	Laminate Color	Edge Color		
	Non-contrast	10.5 yd	FSB/AF/NC	□□□□		□□	□□	□□□	□□□			375.0#
	Contrast		FSB/AF/FC	□□□□	□□□□	□□	□□	□□□	□□□			375.0#
	Non-contrast	10.5 yd	FSB/FL/NC	□□□□		□□	□□		□□□			235.0#
	Contrast		FSB/FL/FC	□□□□	□□□□	□□	□□		□□□			235.0#
	Non-contrast	10.5 yd	FSB/PE/NC	□□□□		□□	□□		□□□			235.0#
	Contrast		FSB/PE/FC	□□□□	□□□□	□□	□□		□□□			235.0#
	Non-contrast	10.5 yd	FSB/SL/NC	□□□□		□□	□□	□□□	□□□			235.0#
	Contrast		FSB/SL/FC	□□□□	□□□□	□□	□□	□□□	□□□			235.0#
	Non-contrast	10.5 yd	FSP/AF/NC	□□□□		□□	□□	□□□	□□□	□□□	□□□	375.0#
	Contrast		FSP/AF/FC	□□□□	□□□□	□□	□□	□□□	□□□	□□□	□□□	375.0#
	Non-contrast	10.5 yd	FSP/FL/NC	□□□□		□□	□□		□□□	□□□	□□□	245.0#
	Contrast		FSP/FL/FC	□□□□	□□□□	□□	□□		□□□	□□□	□□□	245.0#
	Non-contrast	10.5 yd	FSP/PE/NC	□□□□		□□	□□		□□□	□□□	□□□	245.0#
	Contrast		FSP/PE/FC	□□□□	□□□□	□□	□□		□□□	□□□	□□□	245.0#
	Non-contrast	10.5 yd	FSP/SL/NC	□□□□		□□	□□	□□□	□□□	□□□	□□□	245.0#
	Contrast		FSP/SL/FC	□□□□	□□□□	□□	□□	□□□	□□□	□□□	□□□	245.0#
			A	B	C	D	E	F	G	H	I	

HOW TO ORDER

Indicate the following information on order form:

- Quantity of each item.
- Model number, including options. See "How To Build a Model Number".
- Any special service required.

Note: • The □ indicates that a choice is required.

- The absence of the □ indicates that no choice is required.
- Alpha-numeric characters in place of □ indicate that no other alternatives are available.

HOW TO BUILD A MODEL NUMBER

A Select basic model.

B Select non-contrast or fabric contrast 1.
Refer to color addendum at ki.com or KI Fabrics & Finishes binder.

C Select fabric contrast 2.
Refer to color addendum at ki.com or KI Fabrics & Finishes binder.

D Select frame color.
Refer to color addendum at ki.com or KI Fabrics & Finishes binder.

E Select caster option.
NCST - No casters (standard)
FRCS - Casters-front locking/rear swivel; add \$141

F Select armcap option.
NAC - No armcap
WAC - Wood armcaps (pair)
PAC - Black poly (pair); add \$153

SAC - Solid surface armcaps; add \$709
 Briar, Flex, Perth Arms: Standard wood armcap. No upcharge.

Affina Arms: Choice of solid surface, wood, or no armcaps. Upcharges apply. Solid surface armcap color is always Corian™ glacier white.

Soltice Arms: Choice of wood or poly (upcharges apply) armcaps.

G Select wood finish color.
 Pick only if product has wood armcaps or "no casters" is selected.
 Refer to color addendum at ki.com or KI Fabrics & Finishes binder.
 For Kensington Maple add upcharge.

H Select laminate color.
 Refer to color addendum at ki.com or KI Fabrics & Finishes binder.

I Select edge color.

Refer to color addendum at ki.com or KI Fabrics & Finishes binder.

INFORMATION

Moisture Barrier \$379
 TB133 \$631

C.O.M. Requirements

C.O.M. yardage requirements listed above are based on plain goods 54" wide. If less than 54" wide or fabrics requiring matching (stripes, plaids, prints, large patterns), additional yardage will be needed. Consult C.O.M. matrix on the Ordering C.O.M. and C.O.L. page for additional yardage needed. For C.O.M. fabric sent to KI-High Point on multiple rolls, add an additional yard of



Grade C.O.M.	Grade C	Grade D	Grade E & C.O.L.	Grade F	Grade G	Grade H	Grade I	Grade J	Grade K	Grade L Leather	Grade M Leather
\$ 4395	\$ 4805	\$ 4912	\$ 5047	\$ 5134	\$ 5306	\$ 5479	\$ 5696	\$ 6132	\$ 6568	\$ 7005	\$ 7873
4504	4914	5021	5156	5243	5415	5588	5805	6241	6677	7114	7982
5280	5692	5801	5933	6020	6193	6369	6584	7021	7457	7891	8761
5391	5803	5912	6044	6131	6303	6478	6695	7130	7565	8001	8872
4493	4903	5010	5145	5232	5404	5578	5794	6230	6666	7104	7971
4602	5012	5122	5254	5340	5514	5689	5907	6341	6777	7210	8081
4578	4990	5097	5231	5317	5490	5665	5881	6319	6753	7187	8057
4689	5099	5208	5339	5428	5603	5777	5991	6427	6863	7296	8168

\$ 4573	\$ 4985	\$ 5090	\$ 5225	\$ 5313	\$ 5484	\$ 5659	\$ 5876	\$ 6312	\$ 6747	\$ 7183	\$ 8053
4682	5094	5199	5334	5422	5593	5768	5985	6421	6856	7292	8162
5494	5907	6012	6147	6234	6407	6580	6796	7233	7667	8102	8972
5605	6016	6121	6254	6343	6517	6692	6906	7341	7779	8214	9083
4671	5083	5188	5324	5411	5582	5757	5974	6410	6845	7281	8151
4781	5192	5301	5433	5519	5693	5869	6085	6519	6955	7389	8261
4843	5255	5362	5495	5581	5756	5931	6148	6581	7017	7453	8324
4954	5365	5474	5606	5692	5867	6042	6257	6693	7128	7562	8434

fabric per roll to the yardage requirements.

C.O.L. Requirements

Figure 18 sq. ft. of leather (C.O.L.) for each yard shown (i.e., 4.75 x 18 = 85.5 sq. ft.).

Contrasting Upholstery

When contrasting fabric is chosen, price at highest in-grade.

Minimum Fabric/Leather Quantity

Minimum order for fabric is 1 yard. Minimum order for leather is 1 hide (approximately 50 sq. ft.).

Construction

Frame constructed of kiln-dried lumber, laminated hardwood plywood, and 14-gauge steel. Tight seats and backs are wrapped with multiple densities of polyurethane foam.

California TB133 Fire Safety Code

The above seating products can be

manufactured using the appropriate flame-retardant materials and fabric selections for compliance to California Technical Bulletin 133. Add "FR" to end of model number and add upcharge. Please contact KI customer service for fabric compliance. Not available with moisture barrier. Nano-Tex treatments can be used when TB133 is required.

Powder Coat for Handle and Drawer Pull

See color addendum for standard powder coat selections. Additional KI powder coat colors are available at an \$1080 list upcharge per order.

Options

Available in leather as a special.

KENSINGTON MAPLE UPCHARGE

Kensington Maple requires extended leadtimes.

Model	
FSB/AF	\$63
FSB/BR	\$95
FSB/FL	\$95
FSB/PE	\$63
FSB/SL	\$63
FSD/AF	\$63
FSD/BR	\$95
FSD/FL	\$95
FSD/PE	\$63
FSD/SL	\$63
FSP/AF	\$63
FSP/BR	\$95
FSP/FL	\$95
FSP/PE	\$63
FSP/SL	\$63

SPECIAL SERVICES

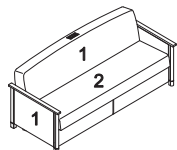
Special Carton Marking

With specially marked information N/C

Shipping

Shipped **assembled unless replacement parts which ship k.d. freight prepaid High Point, North Carolina 27263** factory. Freight class #125.

Specifications and prices are subject to change without prior notice.



Freestanding, Drawers

- 1 = Back and arms (Fabric Contrast 1) C.O.M. = 7.5 yd
- 2 = Seat (Fabric Contrast 2) C.O.M. = 3 yd
- AF = Affina™ arm
- BR = Briar® arm
- FL = Flex™ arm
- PE = Perth® arm
- SL = Solstice® arm

[illegible]

C.O.M. yardage requirements listed above are based on plain goods 54" wide. If less than 54" wide or fabrics requiring matching (stripes, plaids, prints, large patterns), additional yardage will be needed. Consult



Approx. Packaged Weight	Grade C.O.M.	Grade C	Grade D	Grade E & C.O.L.	Grade F	Grade G	Grade H	Grade I	Grade J	Grade K	Grade L Leather	Grade M Leather
375.0#	\$ 5037	\$ 5450	\$ 5558	\$ 5689	\$ 5776	\$ 5950	\$ 6125	\$ 6342	\$ 6777	\$ 7210	\$ 7645	\$ 8517
375.0#	5146	5559	5667	5798	5885	6059	6234	6451	6886	7319	7754	8626
260.0#	5985	6396	6505	6636	6724	6898	7072	7289	7724	8158	8595	9464
260.0#	6096	6507	6614	6748	6835	7009	7182	7397	7834	8269	8705	9572
260.0#	6045	6456	6564	6696	6783	6957	7131	7348	7785	8219	8655	9523
260.0#	6155	6566	6673	6806	6894	7068	7241	7459	7893	8329	8764	9633
260.0#	5135	5548	5656	5787	5874	6048	6223	6440	6875	7308	7743	8615
260.0#	5246	5658	5764	5897	5985	6160	6333	6549	6985	7419	7853	8724
260.0#	5243	5655	5760	5894	5982	6155	6330	6545	6980	7415	7849	8721
260.0#	5352	5762	5871	6005	6093	6265	6440	6654	7090	7525	7962	8832

C.O.M. matrix on the Ordering C.O.M. and C.O.L. page for additional yardage needed. For C.O.M. fabric sent to KI-High Point on multiple rolls, add an additional yard of fabric per roll to the yardage requirements.

C.O.L. Requirements

Figure 18 sq. ft. of leather (C.O.L.) for each yard shown (i.e., 4.75 x 18 = 85.5 sq. ft.).

Contrasting Upholstery

When contrasting fabric is chosen, price at highest in-grade.

Minimum Fabric/Leather Quantity

Minimum order for fabric is 1 yard. Minimum order for leather is 1 hide (approximately 50 sq. ft.).

Construction

Frame constructed of kiln-dried lumber, laminated hardwood plywood, and 14-gauge steel. Tight seats and backs are wrapped with multiple densities of polyurethane foam.

California TB133 Fire Safety Code

The above seating products can be manufactured using the appropriate flame-retardant materials and fabric selections for compliance to California Technical Bulletin 133. Add "FR" to end of model number and add upcharge. Please contact KI customer service for fabric compliance. Not available with moisture barrier. Nano-Tex treatments can be used when TB133 is required.

Powder Coat for Handle and Drawer Pull

See color addendum for standard powder coat selections. Additional KI powder coat colors are available at an \$1080 list upcharge per order.

Options

Available in leather as a special.

KENSINGTON MAPLE UPCHARGE

Kensington Maple requires extended leadtimes.

Model	
FSB/AF	\$63
FSB/BR	\$95
FSB/FL	\$95
FSB/PE	\$63
FSB/SL	\$63
FSD/AF	\$63
FSD/BR	\$95
FSD/FL	\$95
FSD/PE	\$63
FSD/SL	\$63
FSP/AF	\$63
FSP/BR	\$95
FSP/FL	\$95
FSP/PE	\$63
FSP/SL	\$63

SPECIAL SERVICES

Special Carton Marking

With specially marked information N/C

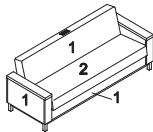
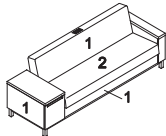
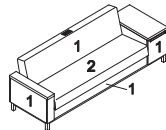
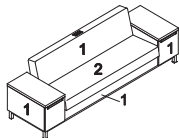
Shipping

Shipped **assembled unless replacement parts which ship k.d. freight prepaid High Point, North Carolina 27263** factory. Freight class #125.

Specifications and prices are subject to change without prior notice.

LaResta® Day Bed

Modern

				MODEL NUMBER					
MODEL	Features	COM	Basic Model	Non-Contrast or Fabric Contrast 1	Fabric Contrast 2	Paint Color	Laminate Color	Approx. Packaged Weight	
	Modern, No Storage	Non-contrast 10.5 yd	FNS/NC	□□□□		□□	□□□	255.0#	
	• 1 = Back, arms, and lower front panel (Fabric Contrast 1) C.O.M. = 7.25 yd	Contrast	FNS/FC	□□□□	□□□□	□□	□□□	255.0#	
	• 2 = Seat (Fabric Contrast 2) C.O.M. = 3 yd								
LRSTA									
	Modern, Storage Left Side	Non-contrast 11 yd	FS1/LFS/NC	□□□□		□□	□□□	290.0#	
	• 1 = Back, arms, and lower front panel (Fabric Contrast 1) C.O.M. = 7.5 yd	Contrast	FS1/LFS/FC	□□□□	□□□□	□□	□□□	290.0#	
	• 2 = Seat (Fabric Contrast 2) C.O.M. = 3 yd								
LRSTA									
	Modern, Storage Right Side	Non-contrast 11 yd	FS1/RFS/NC	□□□□		□□	□□□	290.0#	
	• 1 = Back, arms, and lower front panel (Fabric Contrast 1) C.O.M. = 7.5 yd	Contrast	FS1/RFS/FC	□□□□	□□□□	□□	□□□	290.0#	
	• 2 = Seat (Fabric Contrast 2) C.O.M. = 3 yd								
LRSTA									
	Modern, Storage Both Sides	Non-contrast 11.25 yd	FSS/NC	□□□□		□□	□□□	325.0#	
	• 1 = Back, arms, and lower front panel (Fabric Contrast 1) C.O.M. = 8.25 yd	Contrast	FSS/FC	□□□□	□□□□	□□	□□□	325.0#	
	• 2 = Seat (Fabric Contrast 2) C.O.M. = 3 yd								
LRSTA									
				A	B	C	D	E	

HOW TO ORDER

Indicate the following information on order form:

- Quantity of each item.
- Model number, including options. See "How To Build a Model Number".
- Any special service required.

Note: • The □ indicates that a choice is required.

- The absence of the □ indicates that no choice is required.
- Alpha-numeric characters in place of □ indicate that no other alternatives are available.

HOW TO BUILD A MODEL NUMBER

- Select basic model.
- Select non-contrast or fabric contrast 1.
Refer to color addendum at ki.com or KI Fabrics & Finishes binder.
- Select fabric contrast 2.
Refer to color addendum at ki.com or KI Fabrics & Finishes binder.
- Select frame color.
Refer to color addendum at ki.com or KI Fabrics & Finishes binder.
- Select laminate color.
Refer to color addendum at ki.com or KI Fabrics & Finishes binder.

INFORMATION

Moisture Barrier \$379
TB133 \$631

C.O.M. Requirements

C.O.M. yardage requirements listed above are based on plain goods 54" wide. If less than 54" wide or fabrics requiring matching (stripes, plaids, prints, large patterns), additional yardage will be needed. Consult C.O.M. matrix on the Ordering C.O.M. and C.O.L. page for additional yardage needed. For C.O.M. fabric sent to KI-High Point on multiple rolls, add an additional yard of fabric per roll to the yardage requirements.

C.O.L. Requirements

Figure 18 sq. ft. of leather (C.O.L.) for each yard shown (i.e., 4.75 x 18 = 85.5 sq. ft.).

Contrasting Upholstery

When contrasting fabric is chosen, price at highest in-grade.



Grade C.O.M.	Grade C	Grade D	Grade E & C.O.L.	Grade F	Grade G	Grade H	Grade I	Grade J	Grade K	Grade L Leather	Grade M Leather
\$ 4392	\$ 4803	\$ 4910	\$ 5045	\$ 5132	\$ 5305	\$ 5481	\$ 5694	\$ 6131	\$ 6566	\$ 7002	\$ 7873
4502	4914	5021	5155	5243	5415	5590	5805	6241	6675	7112	7981
\$ 4724	\$ 5156	\$ 5269	\$ 5405	\$ 5499	\$ 5681	\$ 5863	\$ 6092	\$ 6545	\$ 7002	\$ 7459	\$ 8369
4833	5266	5380	5515	5608	5790	5973	6200	6654	7112	7567	8480
\$ 4724	\$ 5156	\$ 5269	\$ 5405	\$ 5499	\$ 5681	\$ 5863	\$ 6092	\$ 6545	\$ 7002	\$ 7459	\$ 8369
4833	5266	5380	5515	5608	5790	5973	6200	6654	7112	7567	8480
\$ 4749	\$ 5182	\$ 5296	\$ 5433	\$ 5523	\$ 5707	\$ 5889	\$ 6115	\$ 6573	\$ 7027	\$ 7485	\$ 8396
4861	5294	5404	5544	5634	5818	5999	6226	6683	7137	7595	8506

Minimum Fabric/Leather Quantity

Minimum order for fabric is 1 yard. Minimum order for leather is 1 hide (approximately 50 sq. ft).

Construction

Frame constructed of kiln-dried lumber, laminated hardwood plywood, and 14-gauge steel. Tight seats and backs are wrapped with multiple densities of polyurethane foam.

California TB133 Fire Safety Code

The above seating products can be manufactured using the appropriate flame-retardant materials and fabric selections for compliance to California Technical Bulletin 133. Add "FR" to end of model number and add upcharge. Please contact KI customer service for fabric compliance. Not available with moisture barrier. Nano-TEX treatments can be used when TB133 is required.

Powder Coat for Handle and Drawer Pull

See color addendum for standard powder coat selections. Additional KI powder coat colors are available at an \$1080 list upcharge per order.

Options

Available in leather as a special.

SPECIAL SERVICES

Special Carton Marking

With specially marked information N/C

Shipping

Shipped **assembled unless replacement parts which ship k.d. freight prepaid** **High Point, North Carolina 27263** factory. Freight class #125.

Specifications and prices are subject to change without prior notice.

Perth®

General Information



General Dimensions					
Seat width	27-1/2"	56"	24-1/2"	23-1/2"	20-1/2"
Seat depth	20"	20"	20-3/4"	20-1/2"	19-1/2"
Seat height	17"	17"	19"	19"	19-1/2"
Arm Height	26"	26"	25-1/2"	25-1/2"	26"
Sleep surface width	27-1/2"	27-1/2" LFS/RFS - 56" DS			
Sleep surface depth	77"	77" LFS/RFS/DS			
Sleep surface thickness	3-1/2"	3-1/2" LFS/RFS/DS			
Full recline depth				67-1/4"	63"
Overall Dimensions					
Width	31-1/2"	60-1/2"	28-3/4"	28"	23-1/2"
Depth	37-1/2"	37-1/2"	36"	34"	27-1/4"
Height	33-1/2"	33-1/2"	44"	41"	42-1/2"
Depth in sleep position	82"	82"			

SPECIFICATIONS

Complimentary Furniture

The following lounge collections offer complimentary furniture that creates continuity and a cohesive look throughout a facility. These complimentary pieces can be found in other sections of the KI price list.

PERTH® HEALTHCARE SEATING - Perth® Multiple Seating, LaResta® Day Bed (FSD/PE)

UPHOLSTERY INFORMATION

C.O.M. Fabric

For C.O.M. fabric sent to KI-High Point on multiple rolls, add an additional yard of fabric per roll to the yardage requirements. Multiple rolls have shorter pieces of fabric on them and do not allow nesting and stacking of the fabric to achieve the best yield as is done with one large roll. This results in yardage shortages and requests for additional fabric from the client, which can hold up

the order. For each roll that is sent, one yard needs to be added and needs to be added to one of the rolls, not separately.

Fabric Disclaimer

Fabric will be applied as swatched by the fabric manufacturer. Fabric that is required to be applied differently than is swatched will need a Special Cost Request written specifying the direction the fabric is to be applied. The posted standard lead time will apply to the Special Cost Request.

FINISH INFORMATION

SPECIAL FINISH MATCHES

KI can match special finish requests at an upcharge of \$70 List per item, up to 12 or a maximum charge of \$840 List per order per color. Special finish requests must be sent to your KI customer service representative.

Upon receipt from KI, the finishing department will prepare a "strike-off" which will be sent to the customer for approval.

The approval form accompanying the strike-off should be faxed to your KI customer service representative. Upon receipt of the signed approval form, KI will proceed with the order. Disapproved samples may be sent back to KI directly with an explanation of disapproval. A Special Finish Number (SFN) will be assigned to this finish sample for future reference or reorders



**Patient Chair
(Closed Arm)**



**Motion Patient Chair
(Open Arm)**



Patient Chair Ottoman



**Bariatric Chair
(Open Arm)**



**Glider
(Closed Arm)**

General Dimensions

Seat width	20-1/2"	20-3/4"		29-3/4"	21-1/4"
Seat depth	19-1/2"	18-1/2"		19-3/4"	20"
Seat height	19-1/2"	18-3/4"		19-3/4"	19"
Arm Height	26"	24"		25-1/2"	24-1/2"
Minimum glide range					11"
Minimum distance from wall					9-1/2"

Overall Dimensions

Width	23-1/2"	24-3/4"	19-1/4"	32-3/4"	24-1/4"
Depth	27-1/4"	29"	21-1/4"	25-1/2"	26-1/2"
Height	42-1/2"	43-1/2"	13-1/4"	34"	41-1/2"


INFORMATION

Warranty

Refer to KI Terms & Conditions document or visit ki.com

Perth™

Sleeper

	Features	COM	MODEL NUMBER									Approx. Packaged Weight
			Basic Model	Non-Contrast or Fabric Contrast 1	Fabric Contrast 2	Pull Color	Wood Finish	Casters	Arm Cap	Fire Code	Moisture Barrier	
 <p>PRLS Lounge Sleeper</p> <ul style="list-style-type: none"> 1 = Seat and back/sleep surface (Fabric Contrast 1) C.O.M. = 3.75 yd 2 = Arms and frame (Fabric Contrast 2) C.O.M. = 4.5 yd 	Non-contrast	8.25 yd	PLS/NC	□□□□		□□□	□□□	□□□□	□□□	□□□	□□□	175.0#
	Contrast		PLS/FC	□□□□	□□□□	□□□	□□□	□□□□	□□□	□□□	□□□	175.0#
<p>PRRP Lounge Sleeper Replacement Seat & Back Cushions</p>	Non-contrast	3.75 yd	PLSC	□□□□						□□□	□□□	25.0#
			A	B	C	D	E	F	G	H	I	

HOW TO ORDER

Indicate the following information on order form:

- Quantity of each item.
- Model number, including options. See "How To Build a Model Number".
- Any special service required.

Note: • The □ indicates that a choice is required.

- The absence of the □ indicates that no choice is required.
- Alpha-numeric characters in place of □ indicate that no other alternatives are available.

HOW TO BUILD A MODEL NUMBER

A Select basic model.

B Select non-contrast or fabric contrast 1.
Refer to color addendum at ki.com or KI Fabrics & Finishes binder.

C Select fabric contrast 2.
Refer to color addendum at ki.com or KI Fabrics & Finishes binder.

D Select pull handle color.
Refer to color addendum at ki.com or KI Fabrics & Finishes binder.

E Select wood finish color.
Refer to color addendum at ki.com or KI Fabrics & Finishes binder.
For Kensington Maple add upcharge.

F Select casters.
NCST - No casters (standard)
FRCS - Locking casters-fixed front/rear swivel; add \$141

G Select armcaps.

WAC - Wood armcaps (pair)

UAC - Upholstered (pair); add \$141

PAC - Polyurethane (pair); add \$195

Armcap upholstery matches seat back (Fabric Contrast 1) C.O.M. yardage = 1 yd per pair.

H Select fire code.

NFR - Compliance to TB 117-2013

FR - Compliance to TB 133

See pricing column for TB133 upcharge.

I Select moisture barrier.

NMB - No moisture barrier

MB - Moisture barrier

See pricing column for moisture barrier upcharge.



Grade C.O.M.	Grade C	Grade D	Grade E & C.O.L.	Grade F	Grade G	Grade H	Grade I	Grade J	Grade K	Grade L Leather	Grade M Leather	TB133 add to list price	Moisture Barrier add to list price
\$ 2990	\$ 3043	\$ 3129	\$ 3234	\$ 3305	\$ 3444	\$ 3583	\$ 3757	\$ 4107	\$ 4456	\$ 4803	\$ 5502	\$ 398	\$ 141
3047	3101	3188	3291	3362	3502	3640	3815	4164	4514	4862	5561	398	141
\$ 725	\$ 764	\$ 836	\$ 918	\$ 982	\$ 1093	\$ 1202	\$ 1429	\$ 1708	\$ 1995	\$ 2274	\$ 2844	\$ 146	\$ 186

KENSINGTON MAPLE UPCHARGE

Kensington Maple requires extended leadtimes.

Model	
PLS/NC	\$33
PLS/FC	\$33
PLSS/LFS/NC	\$33
PLSS/RFS/NC	\$33
PLSS/DS/NC	\$33
PLSS/LFS/FC	\$33
PLSS/RFS/FC	\$33
PLSS/DS/FC	\$33

INFORMATION

C.O.M. Requirements

C.O.M. yardage requirements listed above are based on plain goods 54" wide. If less than 54" wide or fabrics requiring matching (stripes, plaids, prints, large patterns), additional yardage will be needed. Consult C.O.M. matrix on the Ordering C.O.M. and C.O.L. page for additional yardage needed. For C.O.M. fabric sent to KI-High Point on multiple rolls, add an additional yard of fabric per roll to the yardage requirements.

C.O.L. Requirements

Figure 18 sq. ft. of leather (C.O.L.) for each yard shown (i.e., 4.75 x 18 = 85.5 sq. ft.).

Contrasting Upholstery

When contrasting fabric is chosen, price at highest in-grade.

Minimum Fabric/Leather Quantity

Minimum order for fabric is 1 yard. Minimum order for leather is 1 hide (approx-

mately 50 sq. ft.).

Moisture Barrier

Moisture barrier is applied underneath the fabric cover as a means of protecting the foam. Not available with TB133.

California TB133 Fire Safety Code

The above seating products can be manufactured using the appropriate flame-retardant materials and fabric selections for compliance to California Technical Bulletin 133. Please contact KI customer service for fabric compliance. Not available with moisture barrier.

Construction

Seat and back frame constructed of welded structural steel. Arms constructed of kiln-dried hardwood. Arms are not field replaceable. Cushions constructed of multiple densities of polyurethane foam. Storage boxes constructed of laminated plywood, black paint standard.

SPECIAL SERVICES

Special Carton Marking

With specially marked information N/C

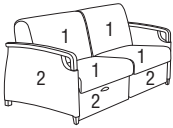
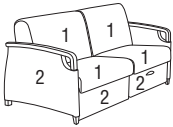
Shipping

Shipped **assembled freight prepaid f.o.b. High Point, North Carolina 27263** factory. Freight class #125.

Specifications and prices are subject to change without prior notice.

Perth™

Sleeper

	Features	COM	MODEL NUMBER								Approx. Packaged Weight
			Basic Model	Non-Contrast or Fabric Contrast 1	Fabric Contrast 2	Pull Color	Wood Finish	Arm Cap	Fire Code	Moisture Barrier	
 <p>PRLS Loveseat Sleeper - LFS (Open, Left Side Facing)</p> <ul style="list-style-type: none"> 1 = Seat and back/sleep surface (Fabric Contrast 1) C.O.M. = 7.5 yd 2 = Arms and frame (Fabric Contrast 2) C.O.M. = 5.5 yd 	Non-contrast	13 yd	PLSS/LFS/NC	□□□□		□□□□	□□□	□□□	□□□	□□□	210.0#
	Contrast		PLSS/LFS/FC	□□□□	□□□□	□□□□	□□□	□□□	□□□	□□□	210.0#
 <p>PRLS Loveseat Sleeper - RFS (Open, Right Side Facing)</p> <ul style="list-style-type: none"> 1 = Seat and back/sleep surface (Fabric Contrast 1) C.O.M. = 7.5 yd 2 = Arms and frame (Fabric Contrast 2) C.O.M. = 5.5 yd 	Non-contrast	13 yd	PLSS/RFS/NC	□□□□		□□□□	□□□	□□□	□□□	□□□	210.0#
	Contrast		PLSS/RFS/FC	□□□□	□□□□	□□□□	□□□	□□□	□□□	□□□	210.0#
			A	B	C	D	E	F	G	H	

HOW TO ORDER

Indicate the following information on order form:

- Quantity of each item.
- Model number, including options. See "How To Build a Model Number".
- Any special service required.

Note: • The □ indicates that a choice is required.

- The absence of the □ indicates that no choice is required.
- Alpha-numeric characters in place of □ indicate that no other alternatives are available.

HOW TO BUILD A MODEL NUMBER

- A** Select basic model.
- B** Select non-contrast or fabric contrast 1.
Refer to color addendum at ki.com or KI Fabrics & Finishes binder.
- C** Select fabric contrast 2.
Refer to color addendum at ki.com or KI Fabrics & Finishes binder.
- D** Select pull handle color.
Refer to color addendum at ki.com or KI Fabrics & Finishes binder.
- E** Select wood finish color.
Refer to color addendum at ki.com or KI Fabrics & Finishes binder.
For Kensington Maple add upcharge.
- F** Select armcaps.
WAC - Wood armcaps (pair)
UAC - Upholstered (pair); add \$141
PAC - Polyurethane (pair); add \$195

Armcap upholstery matches seat back (Fabric Contrast 1) C.O.M. yardage = 1 yd per pair.

- G** Select fire code.
NFR - Compliance to TB 117-2013
FR - Compliance to TB 133
 See pricing column for TB133 upcharge.
- H** Select moisture barrier.
NMB - No moisture barrier
MB - Moisture barrier
 See pricing column for moisture barrier upcharge.

KENSINGTON MAPLE UPCHARGE

Kensington Maple requires extended leadtimes.

Model	
PLS/NC	\$33
PLS/FC	\$33
PLSS/LFS/NC	\$33
PLSS/RFS/NC	\$33
PLSS/DS/NC	\$33
PLSS/LFS/FC	\$33
PLSS/RFS/FC	\$33
PLSS/DS/FC	\$33



Grade C.O.M.	Grade C	Grade D	Grade E & C.O.L.	Grade F	Grade G	Grade H	Grade I	Grade J	Grade K	Grade L Leather	Grade M Leather	TB133 add to list price	Moisture Barrier add to list price
\$ 4722	\$ 4829	\$ 5004	\$ 5215	\$ 5358	\$ 5640	\$ 5923	\$ 6275	\$ 6983	\$ 7686	\$ 8394	\$ 10100	\$ 522	\$ 315
4810	4916	5092	5303	5446	5728	6010	6362	7069	7775	8481	10186	522	315

\$ 4722	\$ 4829	\$ 5004	\$ 5215	\$ 5358	\$ 5640	\$ 5923	\$ 6275	\$ 6983	\$ 7686	\$ 8394	\$ 10100	\$ 522	\$ 315
4810	4916	5092	5303	5446	5728	6010	6362	7069	7775	8481	10186	522	315

INFORMATION

C.O.M. Requirements

C.O.M. yardage requirements listed above are based on plain goods 54" wide. If less than 54" wide or fabrics requiring matching (stripes, plaids, prints, large patterns), additional yardage will be needed. Consult C.O.M. matrix on the Ordering C.O.M. and C.O.L. page for additional yardage needed. For C.O.M. fabric sent to KI-High Point on multiple rolls, add an additional yard of fabric per roll to the yardage requirements.

C.O.L. Requirements

Figure 18 sq. ft. of leather (C.O.L.) for each yard shown (i.e., 4.75 x 18 = 85.5 sq. ft.).

Contrasting Upholstery

When contrasting fabric is chosen, price at highest in-grade.

Minimum Fabric/Leather Quantity

Minimum order for fabric is 1 yard. Minimum order for leather is 1 hide (approx-

mately 50 sq. ft.).

Moisture Barrier

Moisture barrier is applied underneath the fabric cover as a means of protecting the foam. Not available with TB133.

California TB133 Fire Safety Code

The above seating products can be manufactured using the appropriate flame-retardant materials and fabric selections for compliance to California Technical Bulletin 133. Please contact KI customer service for fabric compliance. Not available with moisture barrier.

Construction

Seat and back frame constructed of welded structural steel. Arms constructed of kiln-dried hardwood. Arms are not field replaceable. Cushions constructed of multiple densities of polyurethane foam. Storage boxes constructed of laminated plywood, black paint standard.

Options

Casters are NOT available on PLSS loveseat sleeper.

SPECIAL SERVICES

Special Carton Marking

With specially marked information N/C

Shipping

Shipped **assembled freight prepaid f.o.b. High Point, North Carolina 27263** factory. Freight class #125.

Specifications and prices are subject to change without prior notice.

PRLS

Loveseat Sleeper - DS (Open, Both Sides Facing)

- 1 = Seat and back/sleep surface (Fabric Contrast 1) C.O.M. = 7.5 yd
- 2 = Arms and frame (Fabric Contrast 2) C.O.M. = 5.5 yd

Note:

- The ☐ indicates that a choice is required.
- The absence of the ☐ indicates that no choice is required.
- Alpha-numeric characters in place of ☐ indicate that no other alternatives are available.

- A** Select basic model.
- B** Select non-contrast or fabric contrast 1.
Refer to color addendum at ki.com or KI
Fabrics & Finishes binder.
- C** Select fabric contrast 2.
Refer to color addendum at ki.com or KI
Fabrics & Finishes binder.
- D** Select pull handle color.
Refer to color addendum at ki.com or KI
Fabrics & Finishes binder.
- E** Select wood finish color.
Refer to color addendum at ki.com or KI
Fabrics & Finishes binder.
For Kensington Maple add upcharge.
- F** Select armcaps.

WAC	- Wood armcaps (pair)
UAC	- Upholstered (pair); add \$14
PAC	- Polyurethane (pair); add \$14

G Select fire code.

NFR	- Compliance to TB 117-2013
FR	- Compliance to TB 133

See pricing column for TB133 upcharge.

H Select moisture barrier.

NMB	- No moisture barrier
MB	- Moisture barrier

See pricing column for moisture barrier upcharge.

Kensington Maple requires extended leadtimes.	
Model	
PLS/NC	\$33
PLS/FC	\$33
PLSS/LFS/NC	\$33
PLSS/RFS/NC	\$33
PLSS/DS/NC	\$33
PLSS/LFS/FC	\$33
PLSS/RFS/FC	\$33
PLSS/DS/FC	\$33



Grade C.O.M.	Grade C	Grade D	Grade E & C.O.L.	Grade F	Grade G	Grade H	Grade I	Grade J	Grade K	Grade L Leather	Grade M Leather	TB133 add to list price	Moisture Barrier add to list price
\$ 6136	\$ 6242	\$ 6418	\$ 6628	\$ 6773	\$ 7053	\$ 7336	\$ 7688	\$ 8395	\$ 9100	\$ 9806	\$ 11510	\$ 522	\$ 315
6223	6331	6506	6717	6857	7140	7424	7776	8482	9188	9895	11599	522	315

INFORMATION

C.O.M. Requirements

C.O.M. yardage requirements listed above are based on plain goods 54" wide. If less than 54" wide or fabrics requiring matching (stripes, plaids, prints, large patterns), additional yardage will be needed. Consult C.O.M. matrix on the Ordering C.O.M. and C.O.L. page for additional yardage needed. For C.O.M. fabric sent to KI-High Point on multiple rolls, add an additional yard of fabric per roll to the yardage requirements.

C.O.L. Requirements

Figure 18 sq. ft. of leather (C.O.L.) for each yard shown (i.e., 4.75 x 18 = 85.5 sq. ft.).

Contrasting Upholstery

When contrasting fabric is chosen, price at highest in-grade.

Minimum Fabric/Leather Quantity

Minimum order for fabric is 1 yard. Minimum order for leather is 1 hide (approx-

mately 50 sq. ft.).

Moisture Barrier

Moisture barrier is applied underneath the fabric cover as a means of protecting the foam. Not available with TB133.

California TB133 Fire Safety Code

The above seating products can be manufactured using the appropriate flame-retardant materials and fabric selections for compliance to California Technical Bulletin 133. Please contact KI customer service for fabric compliance. Not available with moisture barrier.

Construction

Seat and back frame constructed of welded structural steel. Arms constructed of kiln-dried hardwood. Arms are not field replaceable. Cushions constructed of multiple densities of polyurethane foam. Storage boxes constructed of laminated plywood, black paint standard.

Options

Casters are NOT available on PLSS loveseat sleeper.

SPECIAL SERVICES

Special Carton Marking

With specially marked information N/C

Shipping

Shipped **assembled freight prepaid f.o.b. High Point, North Carolina 27263** factory. Freight class #125.

Specifications and prices are subject to change without prior notice.

Perth™

Sleeper Replacement Parts

			MODEL NUMBER					
			Basic Model	Non-Contrast or Fabric Contrast 1	Fire Code	Moisture Barrier		
MODEL	COM						Approx. Packaged Weight	Delivered Pricing
PRRP	Loveseat Sleeper Replacement Seat & Back Cushions - LFS • Open, left side facing	3.75 yd	PLSSC/LFS	□□□□	□□□	□□□	25.0#	N/A
PRRP	Loveseat Sleeper Replacement Seat & Back Cushions - RFS • Open, right side facing	3.75 yd	PLSSC/RFS	□□□□	□□□	□□□	25.0#	N/A
PRRP	Loveseat Sleeper Replacement Seat & Back Cushions - DS • Open, both sides facing	7.5 yd	PLSSC/DS	□□□□	□□□	□□□	50.0#	N/A
HRDPT	Replacement Med Caster Kit Includes: • (2) Med caster locking casters • (2) Med caster non-locking casters • (8) Hex nuts, (4) lock washers • (1) Small tube of Loc-Tite		RETRO.MEDCASTER				7.0#	\$ 242
			A	B	C	D		

HOW TO ORDER

Indicate the following information on order form:

- Quantity of each item.
- Model number, including options. See “How To Build a Model Number”.
- Any special service required.

Note:

- The □ indicates that a choice is required.
- The absence of the □ indicates that no choice is required.
- Alpha-numeric characters in place of □ indicate that no other alternatives are available.

HOW TO BUILD A MODEL NUMBER

- A** Select basic model.
- B** Select non-contrast or fabric contrast 1.
Refer to color addendum at ki.com or KI Fabrics & Finishes binder.
- C** Select fire code.
NFR - Compliance to TB 117-2013
FR - Compliance to TB 133
See pricing column for TB133 upcharge.
- D** Select moisture barrier.
NMB - No moisture barrier
MB - Moisture barrier
See pricing column for moisture barrier upcharge.

INFORMATION

C.O.M. Requirements
C.O.M. yardage requirements listed above are based on plain goods 54" wide. If less than 54" wide or fabrics requiring matching (stripes, plaids, prints, large patterns), additional yardage will be needed. Consult C.O.M. matrix on the Ordering C.O.M. and C.O.L. page for additional yardage needed. For C.O.M. fabric sent to KI-High Point on multiple rolls, add an additional yard of fabric per roll to the yardage requirements.

C.O.L. Requirements
Figure 18 sq. ft. of leather (C.O.L.) for each yard shown (i.e., 4.75 x 18 = 85.5 sq. ft.).

Moisture Barrier
Moisture barrier is applied underneath the fabric cover as a means of protecting the foam. Not available with TB133.

California TB133 Fire Safety Code
The above seating products can be



Grade C.O.M.	Grade C	Grade D	Grade E & C.O.L.	Grade F	Grade G	Grade H	Grade I	Grade J	Grade K	Grade L Leather	Grade M Leather	TB133 add to list price	Moisture Barrier add to list price
\$ 807	\$ 829	\$ 870	\$ 920	\$ 954	\$ 1017	\$ 1082	\$ 1164	\$ 1327	\$ 1490	\$ 1651	\$ 1981	\$ 146	\$ 186
\$ 807	\$ 829	\$ 870	\$ 920	\$ 954	\$ 1017	\$ 1082	\$ 1164	\$ 1327	\$ 1490	\$ 1651	\$ 1981	\$ 146	\$ 186
\$ 1613	\$ 1656	\$ 1742	\$ 1838	\$ 1906	\$ 2037	\$ 2164	\$ 2330	\$ 2655	\$ 2976	\$ 3306	\$ 3961	\$ 146	\$ 186
												N/A	N/A

manufactured using the appropriate flame-retardant materials and fabric selections for compliance to California Technical Bulletin 133. Please contact KI customer service for fabric compliance. Not available with moisture barrier.

SPECIAL SERVICES

Special Carton Marking

With specially marked information N/C


Shipping

Shipped **k.d. freight prepaid f.o.b. High Point, North Carolina 27263** factory. Freight class #125.

Specifications and prices are subject to change without prior notice.

Perth®

Recliner

			MODEL NUMBER									
			Basic Model	Non-Contrast or Fabric Contrast 1	Fabric Contrast 2	I.V. Pole	Casters	Arm Cap	Magazine Rack	Wood Finish	Moisture Barrier	
Features	COM											
 <p>PRRL Recliner</p> <ul style="list-style-type: none">1 = Back and arms (Fabric Contrast 1) C.O.M. = 5.75 yd (includes front kick panel below seat and footrest on applicable models)2 = Seat (Fabric Contrast 2) C.O.M. = 1.75 yd	Non-contrast	6.5 yd	PR/NC	□□□□		□□□□□	□□□□□□	□□□	□□□	□□□		
	Contrast		PR/FC	□□□□	□□□□	□□□□□	□□□□□□	□□□	□□□	□□□		



Approx. Packaged Weight	Grade C.O.M.	Grade C	Grade D	Grade E & C.O.L.	Grade F	Grade G	Grade H	Grade I	Grade J	Grade K	Grade L Leather	Grade M Leather	Moisture Barrier add to list price
150.0#	\$ 2748	\$ 2800	\$ 2882	\$ 2977	\$ 3044	\$ 3175	\$ 3305	\$ 3466	\$ 3793	\$ 4118	\$ 4445	\$ 5097	\$ 141
150.0#	2837	2890	2968	3065	3132	3263	3391	3554	3881	4207	4532	5184	141
5.0#	\$ 519	\$ 547	\$ 595	\$ 654	\$ 689	\$ 767	\$ 841	\$ 938	\$ 1128	\$ 1318	\$ 1507	\$ 1887	\$ 82

INFORMATION

TB133 \$322

Kensington Maple Upcharge

Kensington Maple requires extended lead-times

Model: PR \$33

Options

Additional options may be ordered. Add /xx to the end of the model number and upcharge.

Trendelenberg: /TM and \$174

Catheter attachment (specified as facing chair)

/LRCA - Left rear - add \$48

/LFCA - Left front - add \$48

/RRCA - Right rear - add \$48

/RFCA - Right front - add \$48

NOTE: If optional I.V. pole is specified, catheter attachment can not be specified in the same location.

Posey restraints may be done as a special.

C.O.M. Requirements

C.O.M. yardage requirements listed above are based on plain goods 54" wide. If less than 54" wide or fabrics requiring matching (stripes, plaids, prints, large patterns), additional yardage will be needed. Consult C.O.M. matrix on the Ordering C.O.M. and C.O.L. page for additional yardage needed. For C.O.M. fabric sent to KI-High Point on multiple rolls, add an additional yard of fabric per roll to the yardage requirements.

C.O.L. Requirements

Figure 18 sq. ft. of leather (C.O.L.) for each yard shown (i.e., 4.75 x 18 = 85.5 sq. ft.).

Contrasting Upholstery

When contrasting fabric is chosen, price at highest in-grade.

Minimum Fabric/Leather Quantity

Minimum order for fabric is 1 yard. Mini-

mum order for leather is 1 hide (approximately 50 sq. ft.).

California TB133 Fire Safety Code

The above seating products can be manufactured using the appropriate flame-retardant materials and fabric selections for compliance to California Technical Bulletin 133. Add "FR" to end of model number and add upcharge. Please contact KI customer service for fabric compliance. Not available with moisture barrier. Nano-Tex treatments can be used when TB133 is required.

Construction

Seat platform constructed of tubular steel and kiln-dried hardwood. Back constructed of kiln-dried hardwood and laminated plywood. Arms constructed of kiln-dried hardwood. Cushioning of multiple densities of polyurethane foam and Dacron fiber.

SPECIAL SERVICES

Special Carton Marking

With specially marked information N/C

Shipping

Shipped **assembled freight prepaid f.o.b. High Point, North Carolina 27263** factory. Freight class #250.

Specifications and prices are subject to change without prior notice.

1 Select laminate color.
Refer to color addendum at ki.com or KI
Fabrics & Finishes binder



Approx. Packaged Weight	Grade C.O.M.	Grade C	Grade D	Grade E & C.O.L.	Grade F	Grade G	Grade H	Grade I	Grade J	Grade K	Grade L Leather	Grade M Leather	Moisture Barrier add to list price
155.0#	\$ 3005	\$ 3057	\$ 3138	\$ 3234	\$ 3299	\$ 3431	\$ 3559	\$ 3725	\$ 4052	\$ 4375	\$ 4701	\$ 5353	\$ 141
155.0#	3005	3057	3138	3234	3299	3431	3559	3725	4052	4375	4701	5353	141
155.0#	\$ 3093	\$ 3146	\$ 3225	\$ 3322	\$ 3387	\$ 3519	\$ 3647	\$ 3812	\$ 4138	\$ 4464	\$ 4788	\$ 5440	\$ 141
155.0#	3093	3146	3225	3322	3387	3519	3647	3812	4138	4464	4788	5440	141

INFORMATION

Moisture Barrier \$141
TB133 \$322

Kensington Maple Upcharge

Kensington Maple requires extended lead-times

Model: PR \$33

Options

Additional options may be ordered. Add /xx to the end of the model number and upcharge.

Trendelenberg: /TM and \$174

Catheter attachment (specified as facing chair)

/LRCA - Left rear - add \$48

/LFCA - Left front - add \$48

/RRCA - Right rear - add \$48

/RFCA - Right front - add \$48

NOTE: If optional I.V. pole is specified, catheter attachment can not be specified in

the same location.

Posey restraints may be done as a special.

C.O.M. Requirements

C.O.M. yardage requirements listed above are based on plain goods 54" wide. If less than 54" wide or fabrics requiring matching (stripes, plaids, prints, large patterns), additional yardage will be needed. Consult C.O.M. matrix on the Ordering C.O.M. and C.O.L. page for additional yardage needed. For C.O.M. fabric sent to KI-High Point on multiple rolls, add an additional yard of fabric per roll to the yardage requirements.

C.O.L. Requirements

Figure 18 sq. ft. of leather (C.O.L.) for each yard shown (i.e., 4.75 x 18 = 85.5 sq. ft.).

Contrasting Upholstery

When contrasting fabric is chosen, price at highest in-grade.

Minimum Fabric/Leather Quantity

Minimum order for fabric is 1 yard. Minimum order for leather is 1 hide (approximately 50 sq. ft.).

California TB133 Fire Safety Code

The above seating products can be manufactured using the appropriate flame-retardant materials and fabric selections for compliance to California Technical Bulletin 133. Add "FR" to end of model number and add upcharge. Please contact KI customer service for fabric compliance. Not available with moisture barrier. Nano-Tex treatments can be used when TB133 is required.

Construction

Seat platform constructed of tubular steel and kiln-dried hardwood. Back constructed of kiln-dried hardwood and laminated plywood. Arms constructed of kiln-dried hardwood. Cushioning of multiple densities of polyurethane foam and Dacron fiber.

SPECIAL SERVICES

Special Carton Marking

With specially marked information N/C

Shipping

Shipped **assembled freight prepaid f.o.b. High Point, North Carolina 27263** factory. Freight class #250.

Specifications and prices are subject to change without prior notice.

1 Select veneer color.
Refer to color addendum at ki.com or KI
Fabrics & Finishes binder.



Approx. Packaged Weight	Grade C.O.M.	Grade C	Grade D	Grade E & C.O.L.	Grade F	Grade G	Grade H	Grade I	Grade J	Grade K	Grade L Leather	Grade M Leather	Moisture Barrier add to list price
155.0#	\$ 3005	\$ 3057	\$ 3138	\$ 3234	\$ 3299	\$ 3431	\$ 3559	\$ 3725	\$ 4052	\$ 4375	\$ 4701	\$ 5353	\$ 141
155.0#	3005	3057	3138	3234	3299	3431	3559	3725	4052	4375	4701	5353	141
155.0#	\$ 3093	\$ 3146	\$ 3225	\$ 3322	\$ 3387	\$ 3519	\$ 3647	\$ 3812	\$ 4138	\$ 4464	\$ 4788	\$ 5440	\$ 141
155.0#	3093	3146	3225	3322	3387	3519	3647	3812	4138	4464	4788	5440	141

INFORMATION

Moisture Barrier \$141
TB133 \$322

Kensington Maple Upcharge

Kensington Maple requires extended lead-times

Model: PR \$33

Options

Additional options may be ordered. Add /xx to the end of the model number and upcharge.

Trendelenberg: /TM and \$174

Catheter attachment (specified as facing chair)

/LRCA - Left rear - add \$48

/LFCA - Left front - add \$48

/RRCA - Right rear - add \$48

/RFCA - Right front - add \$48

NOTE: If optional I.V. pole is specified, catheter attachment can not be specified in

the same location.

Posey restraints may be done as a special.

C.O.M. Requirements

C.O.M. yardage requirements listed above are based on plain goods 54" wide. If less than 54" wide or fabrics requiring matching (stripes, plaids, prints, large patterns), additional yardage will be needed. Consult C.O.M. matrix on the Ordering C.O.M. and C.O.L. page for additional yardage needed. For C.O.M. fabric sent to KI-High Point on multiple rolls, add an additional yard of fabric per roll to the yardage requirements.

C.O.L. Requirements

Figure 18 sq. ft. of leather (C.O.L.) for each yard shown (i.e., 4.75 x 18 = 85.5 sq. ft.).

Contrasting Upholstery

When contrasting fabric is chosen, price at highest in-grade.

Minimum Fabric/Leather Quantity

Minimum order for fabric is 1 yard. Minimum order for leather is 1 hide (approximately 50 sq. ft.).

California TB133 Fire Safety Code

The above seating products can be manufactured using the appropriate flame-retardant materials and fabric selections for compliance to California Technical Bulletin 133. Add "FR" to end of model number and add upcharge. Please contact KI customer service for fabric compliance. Not available with moisture barrier. Nano-Tex treatments can be used when TB133 is required.

Construction

Seat platform constructed of tubular steel and kiln-dried hardwood. Back constructed of kiln-dried hardwood and laminated plywood. Arms constructed of kiln-dried hardwood. Cushioning of multiple densities of polyurethane foam and Dacron fiber.

SPECIAL SERVICES

Special Carton Marking


With specially marked information N/C

Shipping

Shipped **assembled freight prepaid f.o.b. High Point, North Carolina 27263** factory. Freight class #250.

Specifications and prices are subject to change without prior notice.

Perth®
Recliner

				MODEL NUMBER						
				Basic Model	Non-Contrast or Fabric Contrast 1	Fabric Contrast 2	Casters	Arm Cap	Wood Finish	
MODEL	Features	COM								
 PRRL	Recliner - Wall Saver	Non-contrast	6.75 yd	PRW/NC	□□□□		□□□	□□□	□□□	
	<ul style="list-style-type: none">1 = Back and arms (Fabric Contrast 1) C.O.M. = 5.5 yd (includes front kick panel below seat and footrest on applicable models)	Contrast		PRW/FC	□□□□	□□□□	□□□	□□□	□□□	
	<ul style="list-style-type: none">2 = Seat (Fabric Contrast 2) C.O.M. = 1.75 yd									
PRRP	PRW Replacement Cover Set - Wall Saver			PRWC	□□□□					
HRDPT	Replacement Med Caster Kit			RETRO.MEDCASTER						
	Includes:									
	<ul style="list-style-type: none">(2) Med caster locking casters									
	<ul style="list-style-type: none">(2) Med caster non-locking casters									
	<ul style="list-style-type: none">(8) Hex nuts, (4) lock washers									
	<ul style="list-style-type: none">(1) Small tube of Loc-Tite									
				A	B	C	D	E	F	

HOW TO ORDER

Indicate the following information on order form:

- Quantity of each item.
- Model number, including options. See “How To Build a Model Number”.
- Any special service required.

Note:

- The □ indicates that a choice is required.
- The absence of the □ indicates that no choice is required.
- Alpha-numeric characters in place of □ indicate that no other alternatives are available.

HOW TO BUILD A MODEL NUMBER

- A** Select basic model.
- B** Select non-contrast or fabric contrast 1.
Refer to color addendum at ki.com or KI Fabrics & Finishes binder.
- C** Select fabric contrast 2.
Refer to color addendum at ki.com or KI Fabrics & Finishes binder.
- D** Select casters.

SFR - Casters (swivel front/rear locking) & pushbar; add \$349

NCST - No casters or push bar (standard)

Casters not meant or warranted for patient transport; intended only for moving unoccupied chair for cleaning/housekeeping purposes. Housekeeping-type casters mounted to mechanism not accessible.
- E** Select armcaps.

WAC - Wood armcaps

PAC - Black poly (pair); add \$97

UAC - Upholstered (pair); add \$141

Upholstered armcap fabric will match arms fabric selection (Fabric Contrast 1). C.O.M. = 1 yd
- F** Select wood finish color.
Refer to color addendum at ki.com or KI Fabrics & Finishes binder.
For Kensington Maple add upcharge.

INFORMATION

Moisture Barrier \$141
TB133 \$322

C.O.M. Requirements
C.O.M. yardage requirements listed above are based on plain goods 54" wide. If less than 54" wide or fabrics requiring matching (stripes, plaids, prints, large patterns), additional yardage will be needed. Consult C.O.M. matrix on the Ordering C.O.M. and C.O.L. page for additional yardage needed. For C.O.M. fabric sent to KI-High Point on multiple rolls, add an additional yard of fabric per roll to the yardage requirements.

C.O.L. Requirements
Figure 18 sq. ft. of leather (C.O.L.) for each yard shown (i.e., 4.75 x 18 = 85.5 sq. ft.).

Contrasting Upholstery
When contrasting fabric is chosen, price at highest in-grade.



Approx. Packaged Weight	Delivered Pricing	Grade C.O.M.	Grade C	Grade D	Grade E & C.O.L.	Grade F	Grade G	Grade H	Grade I	Grade J	Grade K	Grade L Leather	Grade M Leather	Moisture Barrier add to list price
150.0#	N/A	\$ 2486	\$ 2528	\$ 2600	\$ 2686	\$ 2741	\$ 2857	\$ 2970	\$ 3113	\$ 3400	\$ 3683	\$ 3967	\$ 4541	\$ 141
150.0#	N/A	2829	2873	2944	3027	3087	3200	3317	3456	3742	4028	4310	4883	141
5.0#	N/A	\$ 498	\$ 526	\$ 572	\$ 628	\$ 668	\$ 742	\$ 822	\$ 916	\$ 1104	\$ 1294	\$ 1487	\$ 1867	\$ 141
7.0#	\$ 242													N/A

Minimum Fabric/Leather Quantity

Minimum order for fabric is 1 yard. Minimum order for leather is 1 hide (approximately 50 sq. ft).

California TB133 Fire Safety Code

The above seating products can be manufactured using the appropriate flame-retardant materials and fabric selections for compliance to California Technical Bulletin 133. Add "FR" to end of model number and add upcharge. Please contact KI customer service for fabric compliance. Not available with moisture barrier. Nano-Text treatments can be used when TB133 is required.

Construction

Seat platform constructed of tubular steel and kiln-dried hardwood. Back constructed of kiln-dried hardwood and laminated plywood. Arms constructed of kiln-dried hardwood. Cushioning of multiple densities of polyurethane foam and Dacron fiber.

SPECIAL SERVICES
Special Carton Marking

With specially marked information N/C




Shipping

Shipped **assembled freight prepaid f.o.b. High Point, North Carolina 27263** factory. Freight class #250.

Specifications and prices are subject to change without prior notice.

Perth®

Patient Chair

	MODEL	Features	COM	MODEL NUMBER							
				Basic Model	Non-Contrast or Fabric Contrast 1	Fabric Contrast 2	Wood Finish	Arm Cap	Fire Code	Moisture Barrier	
	Patient Chair (Open Arm) • 1 = Back (Fabric Contrast 1) C.O.M. = 2 yd • 2 = Seat (Fabric Contrast 2) C.O.M. = 1 yd	Non-contrast	2.25 yd	POP/NC	□□□□		□□□	□□□	□□□	□□□	
		Contrast		POP/FC	□□□□	□□□□	□□□	□□□	□□□	□□□	
PRPC											
	Patient Chair (Closed Arm) • 1 = Back and arms (Fabric Contrast 1) C.O.M. = 3.5 yd • 2 = Seat (Fabric Contrast 2) C.O.M. = 1 yd	Non-contrast	3.75 yd	PPP/NC	□□□□		□□□	□□□	□□□	□□□	
		Contrast		PPP/FC	□□□□	□□□□	□□□	□□□	□□□	□□□	
PRPC											
	Ottoman		1 yd	POT	□□□□		□□□		□□□	□□□	
PRPC											
				A	B	C	D	E	F	G	

HOW TO ORDER

Indicate the following information on order form:

1. Quantity of each item.
2. Model number, including options. See "How To Build a Model Number".
3. Any special service required.

Note: • The □ indicates that a choice is required.

- The absence of the □ indicates that no choice is required.
- Alpha-numeric characters in place of □ indicate that no other alternatives are available.

HOW TO BUILD A MODEL NUMBER

A Select basic model.

B Select non-contrast or fabric contrast 1.
Refer to color addendum at ki.com or KI Fabrics & Finishes binder.

C Select fabric contrast 2.
Refer to color addendum at ki.com or KI Fabrics & Finishes binder.

D Select wood finish color.
Refer to color addendum at ki.com or KI Fabrics & Finishes binder.
For Kensington Maple add upcharge.

E Select arm option.
WAC - Wood armcaps (pair)
PAC - Black poly (pair); add \$134

F Select fire code.
NFR - Compliance to TB 117-2013
FR - Compliance to TB 133
See pricing column for TB133 upcharge.

G Select moisture barrier.

NMB - No moisture barrier

MB - Moisture barrier

See pricing column for moisture barrier upcharge.



Approx. Packaged Weight	Grade C.O.M.	Grade C	Grade D	Grade E & C.O.L.	Grade F	Grade G	Grade H	Grade I	Grade J	Grade K	Grade L Leather	Grade M Leather	TB133 add to list price	Moisture Barrier add to list price
65.0#	\$ 1255	\$ 1274	\$ 1304	\$ 1342	\$ 1409	\$ 1462	\$ 1513	\$ 1577	\$ 1761	\$ 1896	\$ 2032	\$ 2299	\$ 174	\$ 70
65.0#	1313	1333	1365	1401	1467	1519	1571	1635	1819	1953	2087	2357	174	70
65.0#	\$ 1412	\$ 1448	\$ 1500	\$ 1566	\$ 1659	\$ 1748	\$ 1840	\$ 1953	\$ 2248	\$ 2482	\$ 2714	\$ 3180	\$ 243	\$ 105
65.0#	1469	1504	1558	1626	1719	1808	1899	2010	2308	2541	2772	3238	243	105
20.0#	\$ 577	\$ 586	\$ 601	\$ 616	\$ 629	\$ 655	\$ 679	\$ 727	\$ 788	\$ 848	\$ 910	\$ 1032	\$ 70	\$ 50

KENSINGTON MAPLE UPCHARGE

Kensington Maple requires extended leadtimes.

Model

POP/NC	\$51
POP/FC	\$51
PPP/NC	\$51
PPP/FC	\$51
POX/NC	\$51
POX/FC	\$51
PPX/NC	\$51
PPX/FC	\$51
POT	\$33

INFORMATION

C.O.M. Requirements

C.O.M. yardage requirements listed above are based on plain goods 54" wide. If less than 54" wide or fabrics requiring matching (stripes, plaids, prints, large patterns), additional yardage will be needed. Consult C.O.M. matrix on the Ordering C.O.M. and C.O.L. page for additional yardage needed. For C.O.M. fabric sent to KI-High Point on multiple rolls, add an additional yard of fabric per roll to the yardage requirements.

C.O.L. Requirements

Figure 18 sq. ft. of leather (C.O.L.) for each yard shown (i.e., 4.75 x 18 = 85.5 sq. ft.).

Contrasting Upholstery

When contrasting fabric is chosen, price at highest in-grade.

Minimum Fabric/Leather Quantity

Minimum order for fabric is 1 yard. Minimum order for leather is 1 hide (approx-

mately 50 sq. ft.).

Moisture Barrier

Moisture barrier is applied underneath the fabric cover as a means of protecting the foam. Not available with TB133.

California TB133 Fire Safety Code

The above seating products can be manufactured using the appropriate flame-retardant materials and fabric selections for compliance to California Technical Bulletin 133. Please contact KI customer service for fabric compliance. Not available with moisture barrier.

Construction

Seat frame constructed of welded structural steel. Back constructed from formed laminated plywood. Arms constructed of kiln-dried hardwood. Cushioning of multiple densities of polyurethane foam and Dacron fiber.

SPECIAL SERVICES

Special Carton Marking



With specially marked information N/C

Shipping

Shipped **assembled unless replacement parts which ship k.d. freight prepaid High Point, North Carolina 27263** factory. Freight class #250.

Specifications and prices are subject to change without prior notice.

Perth®
Patient Chair

				MODEL NUMBER							
				Basic Model	Non-Contrast or Fabric Contrast 1	Fabric Contrast 2	Wood Finish	Arm Cap	Fire Code	Moisture Barrier	
MODEL	Features	COM									
 PMPC	Motion Patient Chair (Open Arm) <ul style="list-style-type: none">1 = Back (Fabric Contrast 1) C.O.M. = 1.75 yd2 = Seat (Fabric Contrast 2) C.O.M. = 1 yd	Non-contrast	2.5 yd	POX/NC	□□□□		□□□	□□□	□□□	□□□	
	Contrast			POX/FC	□□□□	□□□□	□□□	□□□	□□□	□□□	
 PMPC	Motion Patient Chair (Closed Arm) <ul style="list-style-type: none">1 = Back and arms (Fabric Contrast 1) C.O.M. = 3.25 yd2 = Seat (Fabric Contrast 2) C.O.M. = 1 yd	Non-contrast	4 yd	PPX/NC	□□□□		□□□	□□□	□□□	□□□	
	Contrast			PPX/FC	□□□□	□□□□	□□□	□□□	□□□	□□□	
				A	B	C	D	E	F	G	

HOW TO ORDER

Indicate the following information on order form:

1. Quantity of each item.
2. Model number, including options. See "How To Build a Model Number".
3. Any special service required.

Note:

- The ☐ indicates that a choice is required.
- The absence of the ☐ indicates that no choice is required.
- Alpha-numeric characters in place of ☐ indicate that no other alternatives are available.

HOW TO BUILD A MODEL NUMBER

A Select basic model.

B Select non-contrast or fabric contrast 1.
Refer to color addendum at ki.com or KI Fabrics & Finishes binder.

C Select fabric contrast 2.
Refer to color addendum at ki.com or KI Fabrics & Finishes binder.

D Select wood finish color.
Refer to color addendum at ki.com or KI Fabrics & Finishes binder.
For Kensington Maple add upcharge.

E Select arm option.
WAC - Wood armcaps (pair)
PAC - Black poly (pair); add \$134

F Select fire code.
NFR - Compliance to TB 117-2013
FR - Compliance to TB 133
See pricing column for TB133 upcharge.

G Select moisture barrier.

NMB - No moisture barrier

MB - Moisture barrier

See pricing column for moisture barrier upcharge.

KENSINGTON MAPLE UPCHARGE

Kensington Maple requires extended leadtimes.

Model	
POP/NC	\$51
POP/FC	\$51
PPP/NC	\$51
PPP/FC	\$51
POX/NC	\$51
POX/FC	\$51
PPX/NC	\$51
PPX/FC	\$51
POT	\$33



Approx. Packaged Weight	Grade C.O.M.	Grade C	Grade D	Grade E & C.O.L.	Grade F	Grade G	Grade H	Grade I	Grade J	Grade K	Grade L Leather	Grade M Leather	TB133 add to list price	Moisture Barrier add to list price
65.0#	\$ 1885	\$ 1904	\$ 1943	\$ 1978	\$ 2083	\$ 2139	\$ 2196	\$ 2263	\$ 2468	\$ 2608	\$ 2748	\$ 3030	\$ 174	\$ 105
65.0#	1945	1961	1999	2037	2142	2200	2253	2323	2526	2667	2809	3090	174	105

65.0#	\$ 2136	\$ 2167	\$ 2220	\$ 2284	\$ 2426	\$ 2482	\$ 2599	\$ 2708	\$ 3012	\$ 3234	\$ 3455	\$ 3902	\$ 243	\$ 105
65.0#	2197	2226	2280	2340	2485	2541	2657	2766	3069	3291	3513	3961	243	105

INFORMATION

C.O.M. Requirements

C.O.M. yardage requirements listed above are based on plain goods 54" wide. If less than 54" wide or fabrics requiring matching (stripes, plaids, prints, large patterns), additional yardage will be needed. Consult C.O.M. matrix on the Ordering C.O.M. and C.O.L. page for additional yardage needed. For C.O.M. fabric sent to KI-High Point on multiple rolls, add an additional yard of fabric per roll to the yardage requirements.

C.O.L. Requirements

Figure 18 sq. ft. of leather (C.O.L.) for each yard shown (i.e., 4.75 x 18 = 85.5 sq. ft.).

Contrasting Upholstery

When contrasting fabric is chosen, price at highest in-grade.

Minimum Fabric/Leather Quantity

Minimum order for fabric is 1 yard. Minimum order for leather is 1 hide (approx-

mately 50 sq. ft.).

Moisture Barrier

Moisture barrier is applied underneath the fabric cover as a means of protecting the foam. Not available with TB133.

California TB133 Fire Safety Code

The above seating products can be manufactured using the appropriate flame-retardant materials and fabric selections for compliance to California Technical Bulletin 133. Please contact KI customer service for fabric compliance. Not available with moisture barrier.

Construction

Models POP & PPP fixed backs are formed of cross-laminated wood veneer. The motion of models POX & PPX is achieved with a spring steel system cantilevered off a steel understructure. All models use arms constructed from kiln-dried hardwood. Arms are field replaceable, but closed arm models require normal upholstery skills to

recover. Cushioning of multiple densities of polyurethane foam and Dacron fiber.

SPECIAL SERVICES

Special Carton Marking

With specially marked information N/C

Shipping

Shipped **assembled unless replacement parts which ship k.d. freight prepaid High Point, North Carolina 27263** factory. Freight class #250.

Specifications and prices are subject to change without prior notice.

Perth®

Patient Chair Replacement Parts

				MODEL NUMBER					Approx. Packaged Weight
				Basic Model	Non-Contrast or Fabric Contrast 1	Fabric Contrast 2	Fire Code	Moisture Barrier	
MODEL	Features	COM							
PRPC	Patient Chair Replacement Back and Seat Cover Set (Open Arm) • 1 = Back (Fabric Contrast 1) C.O.M. = 1.25 yd • 2 = Seat (Fabric Contrast 2) C.O.M. = 1 yd	Non-contrast	2.25 yd	POPC/NC	□□□□		□□□	□□□	10.0#
		Contrast		POPC/FC	□□□□	□□□□	□□□	□□□	10.0#
PRPC	Patient Chair Replacement Back and Seat Cover Set (Closed Arm) • 1 = Back (Fabric Contrast 1) C.O.M. = 1.75 yd • 2 = Seat (Fabric Contrast 2) C.O.M. = 1 yd	Non-contrast	2.25 yd	PPPC/NC	□□□□		□□□	□□□	15.0#
		Contrast		PPPC/FC	□□□□	□□□□	□□□	□□□	15.0#
PMPC	Motion Patient Chair Replacement Back and Seat Cover Set (Open Arm) • 1 = Back (Fabric Contrast 1) C.O.M. = 1.75 yd • 2 = Seat (Fabric Contrast 2) C.O.M. = 1 yd	Non-contrast	2.25 yd	POXC/NC	□□□□		□□□	□□□	10.0#
		Contrast		POXC/FC	□□□□	□□□□	□□□	□□□	10.0#
PMPC	Motion Patient Chair Replacement Back and Seat Cover Set (Closed Arm) • 1 = Back (Fabric Contrast 1) C.O.M. = 1.75 yd • 2 = Seat (Fabric Contrast 2) C.O.M. = 1 yd	Non-contrast	2.25 yd	PPXC/NC	□□□□		□□□	□□□	15.0#
		Contrast		PPXC/FC	□□□□	□□□□	□□□	□□□	15.0#
				A	B	C	D	E	

HOW TO ORDER

Indicate the following information on order form:

- Quantity of each item.
- Model number, including options. See "How To Build a Model Number".
- Any special service required.

Note: • The □ indicates that a choice is required.

- The absence of the □ indicates that no choice is required.
- Alpha-numeric characters in place of □ indicate that no other alternatives are available.

HOW TO BUILD A MODEL NUMBER

A Select basic model.

B Select non-contrast or fabric contrast 1.
Refer to color addendum at ki.com or KI Fabrics & Finishes binder.

C Select fabric contrast 2.
Refer to color addendum at ki.com or KI Fabrics & Finishes binder.

D Select fire code.
NFR - Compliance to TB 117-2013
FR - Compliance to TB 133
See pricing column for TB133 upcharge.

E Select moisture barrier.
NMB - No moisture barrier
MB - Moisture barrier
See pricing column for moisture barrier upcharge.

INFORMATION

C.O.M. Requirements

C.O.M. yardage requirements listed above are based on plain goods 54" wide. If less than 54" wide or fabrics requiring matching (stripes, plaids, prints, large patterns), additional yardage will be needed. Consult C.O.M. matrix on the Ordering C.O.M. and C.O.L. page for additional yardage needed. For C.O.M. fabric sent to KI-High Point on multiple rolls, add an additional yard of fabric per roll to the yardage requirements.

C.O.L. Requirements

Figure 18 sq. ft. of leather (C.O.L.) for each yard shown (i.e., 4.75 x 18 = 85.5 sq. ft.).

Contrasting Upholstery

When contrasting fabric is chosen, price at highest in-grade.

Moisture Barrier

Moisture barrier is applied underneath the fabric cover as a means of protecting the



Grade C.O.M.	Grade C	Grade D	Grade E & C.O.L.	Grade F	Grade G	Grade H	Grade I	Grade J	Grade K	Grade L Leather	Grade M Leather	TB133 add to list price	Moisture Barrier add to list price
\$ 668	\$ 712	\$ 740	\$ 778	\$ 812	\$ 857	\$ 903	\$ 946	\$ 990	\$ 1030	\$ 1093	\$ 1150	\$ 174	\$ 70
725	770	798	836	871	916	960	1006	1047	1089	1150	1210	174	70
\$ 668	\$ 712	\$ 740	\$ 778	\$ 812	\$ 857	\$ 903	\$ 946	\$ 990	\$ 1030	\$ 1093	\$ 1150	\$ 174	\$ 70
725	770	798	836	871	916	960	1006	1047	1089	1150	1210	174	70
\$ 668	\$ 712	\$ 740	\$ 778	\$ 812	\$ 857	\$ 903	\$ 946	\$ 990	\$ 1030	\$ 1093	\$ 1150	\$ 174	\$ 70
725	770	798	836	871	916	960	1006	1047	1089	1150	1210	174	70
\$ 668	\$ 712	\$ 740	\$ 778	\$ 812	\$ 857	\$ 903	\$ 946	\$ 990	\$ 1030	\$ 1093	\$ 1150	\$ 174	\$ 70
725	770	798	836	871	916	960	1006	1047	1089	1150	1210	174	70
\$ 668	\$ 712	\$ 740	\$ 778	\$ 812	\$ 857	\$ 903	\$ 946	\$ 990	\$ 1030	\$ 1093	\$ 1150	\$ 174	\$ 70
725	770	798	836	871	916	960	1006	1047	1089	1150	1210	174	70

foam. Not available with TB133.

California TB133 Fire Safety Code

The above seating products can be manufactured using the appropriate flame-retardant materials and fabric selections for compliance to California Technical Bulletin 133. Please contact KI customer service for fabric compliance. Not available with moisture barrier.

SPECIAL SERVICES

Special Carton Marking


With specially marked information N/C

Shipping

Shipped **assembled unless replacement parts which ship k.d. freight prepaid High Point, North Carolina 27263** factory. Freight class #250.

Specifications and prices are subject to change without prior notice.

Perth®
Bariatric

				MODEL NUMBER							
				Basic Model	Non-Contrast or Fabric Contrast 1	Fabric Contrast 2	Wood Finish	Arm Cap	Fire Code	Moisture Barrier	
MODEL	Features	COM									
	Bariatric Chair (Open Arm)	Non-contrast	3.25 yd	POCL/NC	□□□□		□□□	□□□	□□□	□□□	
	• 1 = Back (Fabric Contrast 1) C.O.M. = 2.25 yd	Contrast		POCL/FC	□□□□	□□□□	□□□	□□□	□□□	□□□	
	• 2 = Seat (Fabric Contrast 2) C.O.M. = 1 yd										
				A	B	C	D	E	F	G	

PRBS

PRBS

HOW TO ORDER

Indicate the following information on order form:

- Quantity of each item.
- Model number, including options. See “How To Build a Model Number”.
- Any special service required.

Note:

- The □ indicates that a choice is required.
- The absence of the □ indicates that no choice is required.
- Alpha-numeric characters in place of □ indicate that no other alternatives are available.

HOW TO BUILD A MODEL NUMBER

- A** Select basic model.

B Select non-contrast or fabric contrast 1.
Refer to color addendum at ki.com or KI Fabrics & Finishes binder.

C Select fabric contrast 2.
Refer to color addendum at ki.com or KI Fabrics & Finishes binder.

D Select wood finish color.
Refer to color addendum at ki.com or KI Fabrics & Finishes binder.
For Kensington Maple add upcharge.

E Select arm option.

WAC

- Wood armcaps (pair)

PAC

- Black poly; add \$134

F Select fire code.

NFR

- Compliance to TB 117-2013

FR

- Compliance to TB 133

See pricing column for TB133 upcharge.
- G** Select moisture barrier.

NMB

- No moisture barrier

MB

- Moisture barrier

See pricing column for moisture barrier upcharge.

KENSINGTON MAPLE UPCHARGE

Kensington Maple requires extended leadtimes.

Model

POCL/NC	\$51
POCL/FC	\$51



Approx. Packaged Weight	Grade C.O.M.	Grade C	Grade D	Grade E & C.O.L.	Grade F	Grade G	Grade H	Grade I	Grade J	Grade K	Grade L Leather	Grade M Leather	TB133 add to list price	Moisture Barrier add to list price
65.0#	\$ 1749	\$ 1778	\$ 1827	\$ 1869	\$ 1904	\$ 1965	\$ 2038	\$ 2129	\$ 2289	\$ 2464	\$ 2625	\$ 2960	\$ 227	\$ 179
65.0#	1809	1836	1886	1927	1961	2025	2096	2185	2346	2521	2684	3018	227	179

INFORMATION

C.O.M. Requirements

C.O.M. yardage requirements listed above are based on plain goods 54" wide. If less than 54" wide or fabrics requiring matching (stripes, plaids, prints, large patterns), additional yardage will be needed. Consult C.O.M. matrix on the Ordering C.O.M. and C.O.L. page for additional yardage needed. For C.O.M. fabric sent to KI-High Point on multiple rolls, add an additional yard of fabric per roll to the yardage requirements.

C.O.L. Requirements

Figure 18 sq. ft. of leather (C.O.L.) for each yard shown (i.e., 4.75 x 18 = 85.5 sq. ft.).

Contrasting Upholstery

When contrasting fabric is chosen, price at highest in-grade.

Minimum Fabric/Leather Quantity

Minimum order for fabric is 1 yard. Minimum order for leather is 1 hide (approx-

mately 50 sq. ft.).

Moisture Barrier

Moisture barrier is applied underneath the fabric cover as a means of protecting the foam. Not available with TB133.

California TB133 Fire Safety Code

The above seating products can be manufactured using the appropriate flame-retardant materials and fabric selections for compliance to California Technical Bulletin 133. Please contact KI customer service for fabric compliance. Not available with moisture barrier.

Construction

BARIATRIC UNITS ARE CYCLE TESTED TO EXCEED ANSI/BIFMA STANDARDS TO SAFELY ACCOMMODATE A PERSON WEIGHING UP TO 750 POUNDS.

Seat frame constructed of welded structural steel. Back constructed from formed laminated plywood. Cushioning for seats and

backs are multiple densities of polyurethane foam wrapped with 1" high resilient polyurethane foam. Exposed wood for Perth® is hardwood. Field recoverable seats and backs.

SPECIAL SERVICES

Special Carton Marking


With specially marked information N/C

Shipping

Shipped **assembled unless replacement parts which ship k.d. freight prepaid High Point, North Carolina 27263** factory. Freight class #250.

Specifications and prices are subject to change without prior notice.

Perth®
Glider

				MODEL NUMBER							
				Basic Model	Non-Contrast or Fabric Contrast 1	Fabric Contrast 2	Arm Cap	Wood Finish	Fire Code	Moisture Barrier	
MODEL	Features	COM									
	Glider (Closed Arm)	Non-contrast	4 yd	PG/NC	□□□□		□□□	□□□	□□□	□□□	
	• 1 = Back and arms (Fabric Contrast 1) C.O.M. = 3.25 yd	Contrast		PG/FC	□□□□	□□□□	□□□	□□□	□□□	□□□	
	• 2 = Seat (Fabric Contrast 2) C.O.M. = 1.75 yd										
PRGL											
PRRP	Replacement Cover Set	Non-contrast	2.75 yd	PGC/NC	□□□□				□□□	□□□	
	• 1 = Back & arms (Fabric Contrast 1) C.O.M. = 2.5 yd	Contrast		PGC/FC	□□□□	□□□□			□□□	□□□	
	• 2 = Seat (Fabric Contrast 2) C.O.M. = 1 yd										
				A	B	C	D	E	F	G	

HOW TO ORDER

Indicate the following information on order form:

- Quantity of each item.
- Model number, including options. See “How To Build a Model Number”.
- Any special service required.

Note: • The □ indicates that a choice is required.

- The absence of the □ indicates that no choice is required.
- Alpha-numeric characters in place of □ indicate that no other alternatives are available.

HOW TO BUILD A MODEL NUMBER

A Select basic model.

B Select non-contrast or fabric contrast 1.
Refer to color addendum at ki.com or KI Fabrics & Finishes binder.

C Select fabric contrast 2.
Refer to color addendum at ki.com or KI Fabrics & Finishes binder.

D Select arm option.
WAC - Wood (standard)
PAC - Black poly (pair); add \$66

E Select wood finish color.
Refer to color addendum at ki.com or KI Fabrics & Finishes binder.
For Kensington Maple add upcharge.

F Select fire code.
NFR - Compliance to TB 117-2013
FR - Compliance to TB 133
See pricing column for TB133 upcharge.

G Select moisture barrier.

NMB - No moisture barrier
MB - Moisture barrier

See pricing column for moisture barrier upcharge.



Approx. Packaged Weight	Grade C.O.M.	Grade C	Grade D	Grade E & C.O.L.	Grade F	Grade G	Grade H	Grade I	Grade J	Grade K	Grade L Leather	Grade M Leather	TB133 add to list price	Moisture Barrier add to list price
90.0#	\$ 1745	\$ 1922	\$ 1979	\$ 2038	\$ 2075	\$ 2154	\$ 2402	\$ 2506	\$ 2715	\$ 2921	\$ 3281	\$ 3716	\$ 243	\$ 105
90.0#	1832	2008	2066	2126	2163	2240	2490	2594	2798	3009	3370	3803	243	105
5.0#	\$ 668	\$ 712	\$ 740	\$ 778	\$ 812	\$ 857	\$ 903	\$ 946	\$ 990	\$ 1030	\$ 1093	\$ 1150	\$ 243	\$ 105
5.0#	758	798	829	865	899	945	990	1034	1077	1115	1182	1237	243	105

KENSINGTON MAPLE UPCHARGE

Kensington Maple requires extended leadtimes.

Model

PG/NC \$50

PG/FC \$50

INFORMATION
C.O.M. Requirements

C.O.M. yardage requirements listed above are based on plain goods 54" wide. If less than 54" wide or fabrics requiring matching (stripes, plaids, prints, large patterns), additional yardage will be needed. Consult C.O.M. matrix on the Ordering C.O.M. and C.O.L. page for additional yardage needed. For C.O.M. fabric sent to KI-High Point on multiple rolls, add an additional yard of fabric per roll to the yardage requirements.

C.O.L. Requirements

Figure 18 sq. ft. of leather (C.O.L.) for each yard shown (i.e., 4.75 x 18 = 85.5 sq. ft.).

Contrasting Upholstery

When contrasting fabric is chosen, price at highest in-grade.

Minimum Fabric/Leather Quantity

Minimum order for fabric is 1 yard. Minimum order for leather is 1 hide (approx-

mately 50 sq. ft.).

Moisture Barrier

Moisture barrier is applied underneath the fabric cover as a means of protecting the foam.

California TB133 Fire Safety Code

The above seating products can be manufactured using the appropriate flame-retardant materials and fabric selections for compliance to California Technical Bulletin 133. Please contact KI customer service for fabric compliance. Not available with moisture barrier.

Construction

Seat frame constructed of welded structural steel. Back kiln-dried hardwood. Exposed wood of kiln-dried hardwood. The glide motion is suspended on 8 ball bearings. Cushioning of multiple densities of polyurethane foam and Dacron fiber.

SPECIAL SERVICES
Special Carton Marking

With specially marked information N/C

Shipping

Shipped **assembled unless replacement parts which ship k.d. freight prepaid High Point, North Carolina 27263** factory. Freight class #250.

Specifications and prices are subject to change without prior notice.

Perth® II

General Information



Perth® II Recliner

Dimensions	
Overall width	30"
Overall depth	34"
Overall height	48"
Seat width	24"
Seat depth	20"
Seat height from floor	21-1/2"
Seat height from footrest	18"
Arm height at front of arm (highest point)	28-1/2"

SPECIFICATIONS

Complimentary Furniture

The following lounge collections offer complimentary furniture that creates continuity and a cohesive look throughout a facility. These complimentary pieces can be found in other sections of the price list.

PERTH HEALTHCARE SEATING - Perth Multiple Seating, Guest Seating, LaResta Day Bed (FDS/PE)

UPHOLSTERY INFORMATION

C.O.M. Fabric

For C.O.M. fabric sent to KI-High Point on multiple rolls, add an additional yard of fabric per roll to the yardage requirement. Multiple rolls have shorter pieces of fabric on them and do not allow nesting and stacking of the fabric to achieve the best yield as is done with one large roll. This results in yardage shortages and requests for addition-

al fabric from the client, which can hold up the order. For each roll that is sent, one yard needs to be added and needs to be added to one of the rolls, not separately.

Fabric Disclaimer

Fabric will be applied as swatched by the fabric manufacturer. Fabric that is required to be applied differently than is swatched will need a Special Cost Request written specifying the direction the fabric is to be applied. The posted standard lead time will apply to the Special Cost Request.

FINISH INFORMATION

SPECIAL FINISH MATCHES

KI can match special finish requests at an upcharge of \$70 List per item, up to 12 or a maximum charge of \$840 List per order per color. Special finish requests must be sent to your KI customer service representative.

Upon receipt from KI, the finishing department will prepare a "strike-off" which will be sent to the customer for approval.

The approval form accompanying the strike-off should be faxed to your KI customer service representative. Upon receipt of the signed approval form, KI will proceed with the order. Disapproved samples may be sent back to KI directly with an explanation of disapproval. A Special Finish Number (SFN) will be assigned to this finish sample for future reference or reorders



INFORMATION

Warranty

Refer to KI Terms & Conditions document
or visit ki.com

PRRL2
Recliner (Closed Arm)

- 1 = Back and arms (Fabric Contrast 1) C.O.M. = 4.5 yd
- 2 = Seat (Fabric Contrast 2) C.O.M. = 1.5 yd

When contrasting fabric is chosen, price at highest in-grade.



Grade C.O.M.	Grade C	Grade D	Grade E & C.O.L.	Grade F	Grade G	Grade H	Grade I	Grade J	Grade K	Grade L Leather	Grade M Leather
\$ 4848	\$ 5096	\$ 5158	\$ 5237	\$ 5287	\$ 5391	\$ 5495	\$ 5624	\$ 5884	\$ 6143	\$ 6399	\$ 6917
4939	5184	5247	5327	5377	5482	5582	5714	5972	6230	6489	7007

Minimum Fabric/Leather Quantity

Minimum order for fabric is 1 yard. Minimum order for leather is 1 hide (approximately 50 sq. ft).

Construction

Wood armcaps constructed of kiln-dried hardwood. Recliner mechanism constructed of flat and tubular steel bolted to wood arms at 16 locations. Ottoman mechanism constructed of 14-gauge steel mounted to chair frame. Back shell is 1" hardwood plywood (7 ply), glued and stapled. Seat shell is 1" hardwood plywood (7 ply). Cushioning of multiple densities of polyurethane foam. Seat and back are field replaceable. Ottoman is field replaceable. Soft touch ottoman release and push/pull handles. 5" sealed casters engaged with a foot-actuated central locking/braking caster system.

KENSINGTON MAPLE UPCHARGE

Kensington Maple requires extended leadtimes.

Model

Perth II Recliner ; add \$24

SPECIAL SERVICES

Special Carton Marking

With specially marked information N/C

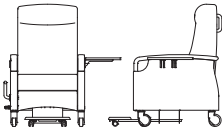

Shipping

Shipped **assembled freight prepaid f.o.b. High Point, North Carolina 27263** factory. Freight class #250.

Specifications and prices are subject to change without prior notice.

Perth® II

Recliner

			MODEL NUMBER									
	Features	COM	Basic Model	Non-Contrast or Fabric Contrast 1	Fabric Contrast 2	I.V. Pole	Catheter Attachment	Magazine Pouch	Arm Cap	Wood Finish	Laminate Color	
	Right facing	5.5 yd	PRII/NC/RFT/LT	□□□□		□□□	□□□	□□□	□□□	□□□	□□□	
PRRL2 Recliner (w/ Laminate Side Articulating Tablet) - Non-contrast												
	Right facing		PRII/FC/RFT/LT	□□□□	□□□□	□□□	□□□	□□□	□□□	□□□	□□□	
PRRL2 Recliner (w/ Laminate Side Articulating Tablet) - Contrast												
<ul style="list-style-type: none">1 = Back, arms and footrest (Fabric Contrast 1) C.O.M. = 4.5 yd2 = Seat (Fabric Contrast 2) C.O.M. = 1.75 yd												
						</						

A

B

C

D

E

F

G

H

I

HOW TO ORDER

Indicate the following information on order form:

- Quantity of each item.
- Model number, including options. See "How To Build a Model Number".
- Any special service required.

Note: • The □ indicates that a choice is required.

- The absence of the □ indicates that no choice is required.
- Alpha-numeric characters in place of □ indicate that no other alternatives are available.

HOW TO BUILD A MODEL NUMBER

A Select basic model.

B Select non-contrast or fabric contrast 1.
Refer to color addendum at ki.com or KI Fabrics & Finishes binder.

C Select fabric contrast 2.
Refer to color addendum at ki.com or KI Fabrics & Finishes binder.

D Select I.V. pole (facing).
NS - No pole
LRFIV - Left facing-rear; add \$330
RRFIV - Right facing-rear; add \$330
 Left front facing not available with side tablet.
 If optional magazine pouch is specified, only Left-facing-rear (LRFIV) or No pole (NS) can be specified.

Left facing = right-handed when seated
 Right facing = left-handed when seated

E Select catheter bag attachment hook (facing).
NCA - No catheter attachment
LRCA - Left facing-rear; add \$55
RRCA - Right facing-rear; add \$55
 Left front facing not available with side tablet. If optional I.V. pole is specified, catheter attachment can not be specified in the same location.

F Select magazine pouch.
NMR - No magazine pouch
RFP - Right side pouch; add \$210
 Magazine pouch fabric will match arm fabric selection (Fabric Contrast 1).
 C.O.M. = .5 yd

G Select armcaps.
WAC - Wood armcaps
PAC - Black poly (pair); add \$187

H Select wood finish color.
 Refer to color addendum at ki.com or KI Fabrics & Finishes binder.

I Select laminate color.
 Refer to color addendum at ki.com or KI Fabrics & Finishes binder.



Approx. Packaged Weight	Grade C.O.M.	Grade C	Grade D	Grade E & C.O.L.	Grade F	Grade G	Grade H	Grade I	Grade J	Grade K	Grade L Leather	Grade M Leather
155.0#	\$ 5291	\$ 5537	\$ 5602	\$ 5680	\$ 5730	\$ 5835	\$ 5936	\$ 6066	\$ 6325	\$ 6583	\$ 6842	\$ 7359
155.0#	\$ 5380	\$ 5625	\$ 5689	\$ 5768	\$ 5818	\$ 5923	\$ 6024	\$ 6155	\$ 6414	\$ 6672	\$ 6931	\$ 7447

INFORMATION

Moisture Barrier \$147

C.O.M. Requirements

C.O.M. yardage requirements listed above are based on plain goods 54" wide. If less than 54" wide or fabrics requiring matching (stripes, plaids, prints, large patterns), additional yardage will be needed. Consult C.O.M. matrix on the Ordering C.O.M. and C.O.L. page for additional yardage needed. For C.O.M. fabric sent to KI-High Point on multiple rolls, add an additional yard of fabric per roll to the yardage requirements.

C.O.L. Requirements

Figure 18 sq. ft. of leather (C.O.L.) for each yard shown (i.e., 4.75 x 18 = 85.5 sq. ft.).

Contrasting Upholstery

When contrasting fabric is chosen, price at highest in-grade.

Minimum Fabric/Leather Quantity

Minimum order for fabric is 1 yard. Minimum order for leather is 1 hide (approximately 50 sq. ft.).

Construction

Wood armcaps constructed of kiln-dried hardwood. Recliner mechanism constructed of flat and tubular steel bolted to wood arms at 16 locations. Ottoman mechanism constructed of 14-gauge steel mounted to chair frame. Back shell is 1" hardwood plywood (7 ply), glued and stapled. Seat shell is 1" hardwood plywood (7 ply). Cushioning of multiple densities of polyurethane foam. Seat and back are field replaceable. Ottoman is field replaceable. Soft touch ottoman release and push/pull handles. 5" sealed casters engaged with a foot-actuated central locking/braking caster system.

KENSINGTON MAPLE UPCHARGE

Kensington Maple requires extended leadtimes.

Model

Perth II Recliner ; add \$24

SPECIAL SERVICES

Special Carton Marking

With specially marked information N/C

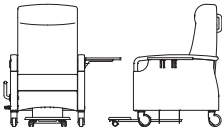

Shipping

Shipped **assembled freight prepaid f.o.b. High Point, North Carolina 27263** factory. Freight class #250.

Specifications and prices are subject to change without prior notice.

Perth® II

Recliner

			MODEL NUMBER										
Features	COM	Basic Model	Non-Contrast or Fabric Contrast 1	Fabric Contrast 2	I.V. Pole	Catheter Attachment	Magazine Pouch	Arm Cap	Wood Finish	Veneer Color			
 PRRL2 Recliner (w/ Veneer Side Articulating Tablet) - Non-contrast	Right facing	5.5 yd	PRII/NC/RFT/VT	□□□□		□□□	□□□	□□□	□□□	□□□			
 PRRL2 Recliner (w/ Veneer Side Articulating Tablet) - Contrast	Right facing		PRII/FC/RFT/VT	□□□□	□□□□	□□□	□□□	□□□	□□□	□□□			
			A	B	C	D	E	F	G	H	I		

HOW TO ORDER

Indicate the following information on order form:

- Quantity of each item.
- Model number, including options. See "How To Build a Model Number".
- Any special service required.

Note: • The □ indicates that a choice is required.

- The absence of the □ indicates that no choice is required.
- Alpha-numeric characters in place of □ indicate that no other alternatives are available.

HOW TO BUILD A MODEL NUMBER

A Select basic model.

B Select non-contrast or fabric contrast 1.
Refer to color addendum at ki.com or KI Fabrics & Finishes binder.

C Select fabric contrast 2.
Refer to color addendum at ki.com or KI Fabrics & Finishes binder.

D Select I.V. pole (facing).
NS - No pole
LRFIV - Left facing-rear; add \$330
RRFIV - Right facing-rear; add \$330
 Left front facing not available with side tablet.
 If optional magazine pouch is specified, only Left-facing-rear (LRFIV) or No pole (NS) can be specified.

Left facing = right-handed when seated
 Right facing = left-handed when seated

E Select catheter bag attachment hook (facing).
NCA - No catheter attachment
LRCA - Left facing-rear; add \$55
RRCA - Right facing-rear; add \$55
 Left front facing not available with side tablet. If optional I.V. pole is specified, catheter attachment can not be specified in the same location.

F Select magazine pouch.
NMR - No magazine pouch
RFP - Right side pouch; add \$210
 Magazine pouch fabric will match arm fabric selection (Fabric Contrast 1).
 C.O.M. = .5 yd

G Select armcaps.
WAC - Wood armcaps
PAC - Black poly (pair); add \$187

H Select wood finish color.
 Refer to color addendum at ki.com or KI Fabrics & Finishes binder.

I Select veneer color.
 Refer to color addendum at ki.com or KI Fabrics & Finishes binder.



Approx. Packaged Weight	Grade C.O.M.	Grade C	Grade D	Grade E & C.O.L.	Grade F	Grade G	Grade H	Grade I	Grade J	Grade K	Grade L Leather	Grade M Leather
155.0#	\$ 5291	\$ 5537	\$ 5602	\$ 5680	\$ 5730	\$ 5835	\$ 5936	\$ 6066	\$ 6325	\$ 6583	\$ 6842	\$ 7359
155.0#	\$ 5380	\$ 5625	\$ 5689	\$ 5768	\$ 5818	\$ 5923	\$ 6024	\$ 6155	\$ 6414	\$ 6672	\$ 6931	\$ 7447

INFORMATION

Moisture Barrier \$147

C.O.M. Requirements

C.O.M. yardage requirements listed above are based on plain goods 54" wide. If less than 54" wide or fabrics requiring matching (stripes, plaids, prints, large patterns), additional yardage will be needed. Consult C.O.M. matrix on the Ordering C.O.M. and C.O.L. page for additional yardage needed. For C.O.M. fabric sent to KI-High Point on multiple rolls, add an additional yard of fabric per roll to the yardage requirements.

C.O.L. Requirements

Figure 18 sq. ft. of leather (C.O.L.) for each yard shown (i.e., 4.75 x 18 = 85.5 sq. ft.).

Contrasting Upholstery

When contrasting fabric is chosen, price at highest in-grade.

Minimum Fabric/Leather Quantity

Minimum order for fabric is 1 yard. Minimum order for leather is 1 hide (approximately 50 sq. ft.).

Construction

Wood armcaps constructed of kiln-dried hardwood. Recliner mechanism constructed of flat and tubular steel bolted to wood arms at 16 locations. Ottoman mechanism constructed of 14-gauge steel mounted to chair frame. Back shell is 1" hardwood plywood (7 ply), glued and stapled. Seat shell is 1" hardwood plywood (7 ply). Cushioning of multiple densities of polyurethane foam. Seat and back are field replaceable. Ottoman is field replaceable. Soft touch ottoman release and push/pull handles. 5" sealed casters engaged with a foot-actuated central locking/braking caster system.

KENSINGTON MAPLE UPCHARGE

Kensington Maple requires extended leadtimes.

Model

Perth II Recliner ; add \$24

SPECIAL SERVICES

Special Carton Marking

With specially marked information N/C

Shipping

Shipped **assembled freight prepaid f.o.b. High Point, North Carolina 27263** factory. Freight class #250.

Specifications and prices are subject to change without prior notice.

Perth® II

Recliner Replacement Parts

			MODEL NUMBER					
				Non-Contrast or Fabric Contrast 1				
MODEL	COM		Basic Model		Moisture Barrier	Approx. Packaged Weight	Grade C.O.M.	Grade C
PRRP2	Replacement Back	2 yd	PRR2BK	□□□□	□□□	40.0#	\$ 1016	\$ 1105
PRRP2	Replacement Seat	1 yd	PRR2ST	□□□□	□□□	5.0#	\$ 390	\$ 436
PRRP2	Replacement Ottoman	.5 yd	PRR2FT	□□□□	□□□	5.0#	\$ 396	\$ 417
			A	B	C			

HOW TO ORDER

Indicate the following information on order form:

- Quantity of each item.
- Model number, including options. See “How To Build a Model Number”.
- Any special service required.

- Note:
- The □ indicates that a choice is required.
 - The absence of the □ indicates that no choice is required.
 - Alpha-numeric characters in place of □ indicate that no other alternatives are available.

HOW TO BUILD A MODEL NUMBER

- A** Select basic model.
- B** Select non-contrast or fabric contrast 1. Refer to color addendum at [ki.com](#) or KI Fabrics & Finishes binder.
- C** Select moisture barrier.
- | | |
|------------|-----------------------|
| NMB | - No moisture barrier |
| MB | - Moisture barrier |
- See pricing column for moisture barrier upcharge.

INFORMATION

C.O.M. Requirements
C.O.M. yardage requirements listed above are based on plain goods 54" wide. If less than 54" wide or fabrics requiring matching (stripes, plaids, prints, large patterns), additional yardage will be needed. Consult C.O.M. matrix on the Ordering C.O.M. and C.O.L. page for additional yardage needed. For C.O.M. fabric sent to KI-High Point on multiple rolls, add an additional yard of fabric per roll to the yardage requirements.

C.O.L. Requirements
Figure 18 sq. ft. of leather (C.O.L.) for each yard shown (i.e., 4.75 x 18 = 85.5 sq. ft.).

Contrasting Upholstery
When contrasting fabric is chosen, price at highest in-grade.



Perth® II

Recliner Replacement Parts

Grade D	Grade E & C.O.L.	Grade F	Grade G	Grade H	Grade I	Grade J	Grade K	Grade L Leather	Grade M Leather	Moisture Barrier add to list price
\$ 1130	\$ 1158	\$ 1176	\$ 1215	\$ 1251	\$ 1297	\$ 1393	\$ 1488	\$ 1579	\$ 1770	\$ 101
\$ 447	\$ 462	\$ 471	\$ 491	\$ 508	\$ 533	\$ 580	\$ 626	\$ 674	\$ 767	\$ 39
\$ 423	\$ 431	\$ 435	\$ 445	\$ 453	\$ 465	\$ 488	\$ 511	\$ 536	\$ 584	\$ 39

SPECIAL SERVICES

Special Carton Marking

With specially marked information N/C

Shipping

Shipped **assembled freight prepaid f.o.b.**
High Point, North Carolina 27263 factory.
Freight class #250.

Specifications and prices are subject to
change without prior notice.

Rose™ Seating

General Information



	Sled Base Low	Sled Base Mid	Sled Base High	4-Leg Low	4-Leg Mid
Features	•	•	•	•	•
Flex Motion	•	•	•	•	•
Moisture barrier option	•	•	•	•	•
Ottoman	•	•	•	•	•
Rear tilt wheels	•	•	•	•	•
Removable upholstery	•	•	•	•	•
Ventilated mesh	•	•	•	•	•
Headrest	•	•	•	•	•
General Dimensions					
Width	24-1/2"	24-1/2"	24-1/2"	24-1/2"	24-1/2"
Depth	26"	26"	26"	26"	26"
Height	33"	43-1/2"	49"	33"	43-1/2"
Arm height	26"	26"	26"	26"	26"
Seat width	21"	21"	21"	21"	21"
Seat depth	18"	18"	18"	18"	18"
Seat height	18"	18"	18"	18"	18"
Height-seat to top of back	18"	27"	31"	18"	27"



00-Style



04-Style



05-Style

SPECIFICATIONS

Seat/Back Structural Frame

Constructed of a 1-1/2"W x 1/4" thick hot-formed truck-grade, alloy-spring steel. Front cantilevered from base mounting for rearward deflection. Frame allows the user to lean into well-developed lumbar support without lifting feet off the floor, thereby eliminating under-thigh pressure and compromised circulation. Frame allows for a unified wave-like resilient rocking motion with a flat-bottomed chair base and no moving parts. Frame extends in front of seat at arm height to provide leverage to user when exiting chair.

Bentwood frame constructed from a sculpted 1-1/2" x 2" laminated hardwood base by use of heavy structural metal components that are integrated into the base.

Arms

1-1/4" diameter, 14-gauge steel tubing covered with a polyurethane armcap.

Bentwood arms are constructed of laminated hardwood.

Base

Metal base is 14-gauge 1-1/4" diameter round, electric-welded steel tubing.

Coatings/Wood Finishes

Metal finishes are electrostatically-applied epoxy powder coating. Wood finishes are catalyzed lacquer over natural wood.

Glides

Glides are nylon and non-marring. Front anti-tip glides, on sled base version only, are injection molded clear surlyn.

Wheels

Non-marring nylon rear tilt wheels mounted off the floor to engage only when chair is tilted backwards for relocation.

Upholstery Style Description

The Rose™ Chair Series is available in three different upholstery styles. Mesh slings are

available in a coordinated series of mesh colors, KI and Pallas fabrics.

00-Style - Open Mesh with Fabric or Vinyl Side Trim

The perfect solution where hygiene and cleanability are paramount. The mesh sling specified with vinyl side trim allows for the use of all types of healthcare cleaning agents including bleach and steam. Mesh slings are also CAL 133 compliant.

04-Style - Velcro-Removable Padded Upholstery on Back Only with Mesh Seat

A removable padded upholstery cover for the back of the chair offers the flexibility of having a full upholstered back while retaining the hygienic and cleaning benefits of the mesh seat. The back can be removed for easy cleaning and replacement or to reveal the all-mesh sling underneath.

05-Style - Velcro-Removable Padded Upholstery on Seat and Back

Provides the flexibility of having either fully upholstered seat and back covers or, by removing one or both, exposing the fully functional "00" style mesh sling chair underneath. The "05" velcro-affixed covers also allow for easy cleaning and replacement of upholstery



4-Leg High

Bentwood Low

Bentwood Mid

Features	•	•	•
Flex Motion	•	•	•
Moisture barrier option	•	•	•
Ottoman	•	•	•
Rear tilt wheels	•	•	•
Removable upholstery	•	•	•
Ventilated mesh	•	•	•
Headrest	•	•	•
General Dimensions			
Width	24-1/2"	25-1/2"	25-1/2"
Depth	26"	26"	26"
Height	49"	33"	43-1/2"
Arm height	26"	26"	26"
Seat width	21"	21"	21"
Seat depth	18"	18"	18"
Seat height	18"	18"	18"
Height-seat to top of back	31"	18"	27"




INFORMATION

Warranty

Refer to KI Terms & Conditions document or visit ki.com

Rose™ Seating

Sled Base Chair

			MODEL NUMBER								
			Basic Model	Frame Color	Seat/Back Mesh Color	Upholstery Side Trim Color	Removable Cover Uph Color	Headrest Color	Fire Code	Moisture Barrier	
	Mesh Seat and Back with Trim	Low back	RSL00	<input type="checkbox"/>	<input type="checkbox"/> <input type="checkbox"/> <input type="checkbox"/> <input type="checkbox"/>	<input type="checkbox"/> <input type="checkbox"/> <input type="checkbox"/> <input type="checkbox"/>		<input type="checkbox"/> <input type="checkbox"/> <input type="checkbox"/> <input type="checkbox"/>	<input type="checkbox"/> <input type="checkbox"/> <input type="checkbox"/> <input type="checkbox"/>		
		Mid back	RSM00	<input type="checkbox"/>	<input type="checkbox"/> <input type="checkbox"/> <input type="checkbox"/> <input type="checkbox"/>	<input type="checkbox"/> <input type="checkbox"/> <input type="checkbox"/> <input type="checkbox"/>		<input type="checkbox"/> <input type="checkbox"/> <input type="checkbox"/> <input type="checkbox"/>	<input type="checkbox"/> <input type="checkbox"/> <input type="checkbox"/> <input type="checkbox"/>		
		High back	RSH00	<input type="checkbox"/>	<input type="checkbox"/> <input type="checkbox"/> <input type="checkbox"/> <input type="checkbox"/>	<input type="checkbox"/> <input type="checkbox"/> <input type="checkbox"/> <input type="checkbox"/>		<input type="checkbox"/> <input type="checkbox"/> <input type="checkbox"/> <input type="checkbox"/>	<input type="checkbox"/> <input type="checkbox"/> <input type="checkbox"/> <input type="checkbox"/>		
RSM2											
	Removable Padded Upholstery Back with Mesh Seat and Trim	Low back	RSL04	<input type="checkbox"/>	<input type="checkbox"/> <input type="checkbox"/> <input type="checkbox"/> <input type="checkbox"/>	<input type="checkbox"/> <input type="checkbox"/> <input type="checkbox"/> <input type="checkbox"/>	<input type="checkbox"/> <input type="checkbox"/> <input type="checkbox"/> <input type="checkbox"/>	<input type="checkbox"/> <input type="checkbox"/> <input type="checkbox"/> <input type="checkbox"/>	<input type="checkbox"/> <input type="checkbox"/> <input type="checkbox"/> <input type="checkbox"/>		
		Mid back	RSM04	<input type="checkbox"/>	<input type="checkbox"/> <input type="checkbox"/> <input type="checkbox"/> <input type="checkbox"/>	<input type="checkbox"/> <input type="checkbox"/> <input type="checkbox"/> <input type="checkbox"/>	<input type="checkbox"/> <input type="checkbox"/> <input type="checkbox"/> <input type="checkbox"/>	<input type="checkbox"/> <input type="checkbox"/> <input type="checkbox"/> <input type="checkbox"/>	<input type="checkbox"/> <input type="checkbox"/> <input type="checkbox"/> <input type="checkbox"/>		
		High back	RSH04	<input type="checkbox"/>	<input type="checkbox"/> <input type="checkbox"/> <input type="checkbox"/> <input type="checkbox"/>	<input type="checkbox"/> <input type="checkbox"/> <input type="checkbox"/> <input type="checkbox"/>	<input type="checkbox"/> <input type="checkbox"/> <input type="checkbox"/> <input type="checkbox"/>	<input type="checkbox"/> <input type="checkbox"/> <input type="checkbox"/> <input type="checkbox"/>	<input type="checkbox"/> <input type="checkbox"/> <input type="checkbox"/> <input type="checkbox"/>		
RSM2											
	Removable Padded Seat and Back Upholstery with Trim	Low back	RSL05	<input type="checkbox"/>	<input type="checkbox"/> <input type="checkbox"/> <input type="checkbox"/> <input type="checkbox"/>	<input type="checkbox"/> <input type="checkbox"/> <input type="checkbox"/> <input type="checkbox"/>	<input type="checkbox"/> <input type="checkbox"/> <input type="checkbox"/> <input type="checkbox"/>	<input type="checkbox"/> <input type="checkbox"/> <input type="checkbox"/> <input type="checkbox"/>	<input type="checkbox"/> <input type="checkbox"/> <input type="checkbox"/> <input type="checkbox"/>	<input type="checkbox"/> <input type="checkbox"/> <input type="checkbox"/> <input type="checkbox"/>	
		Mid back	RSM05	<input type="checkbox"/>	<input type="checkbox"/> <input type="checkbox"/> <input type="checkbox"/> <input type="checkbox"/>	<input type="checkbox"/> <input type="checkbox"/> <input type="checkbox"/> <input type="checkbox"/>	<input type="checkbox"/> <input type="checkbox"/> <input type="checkbox"/> <input type="checkbox"/>	<input type="checkbox"/> <input type="checkbox"/> <input type="checkbox"/> <input type="checkbox"/>	<input type="checkbox"/> <input type="checkbox"/> <input type="checkbox"/> <input type="checkbox"/>	<input type="checkbox"/> <input type="checkbox"/> <input type="checkbox"/> <input type="checkbox"/>	
		High back	RSH05	<input type="checkbox"/>	<input type="checkbox"/> <input type="checkbox"/> <input type="checkbox"/> <input type="checkbox"/>	<input type="checkbox"/> <input type="checkbox"/> <input type="checkbox"/> <input type="checkbox"/>	<input type="checkbox"/> <input type="checkbox"/> <input type="checkbox"/> <input type="checkbox"/>	<input type="checkbox"/> <input type="checkbox"/> <input type="checkbox"/> <input type="checkbox"/>	<input type="checkbox"/> <input type="checkbox"/> <input type="checkbox"/> <input type="checkbox"/>	<input type="checkbox"/> <input type="checkbox"/> <input type="checkbox"/> <input type="checkbox"/>	
RSM2											
			A	B	C	D	E	F	G	H	

HOW TO ORDER

Indicate the following information on order form:

1. Quantity of each item.
2. Model number, including options. See "How To Build a Model Number".
3. Any special service required.

Note: • The ☐ indicates that a choice is required.

- The absence of the ☐ indicates that no choice is required.
- Alpha-numeric characters in place of ☐ indicate that no other alternatives are available.

HOW TO BUILD A MODEL NUMBER

A Select basic model.

B Select metal frame color.
Refer to color addendum at ki.com or KI Fabrics & Finishes binder.

C Select seat/back mesh color.
Refer to color addendum at ki.com or KI Fabrics & Finishes binder.

D Select side trim upholstery color.
Refer to color addendum at ki.com or KI Fabrics & Finishes binder.
If mesh or removable upholstery was specified, vinyl or fabric trim must be selected.

E Select removable cover upholstery color.
Refer to color addendum at ki.com or KI Fabrics & Finishes binder.

F Select headrest upholstery color.

G Select fire code.

NFR - Compliance to TB 117-2013

FR - Compliance to TB 133

See pricing column for TB133 upcharge.

H Select moisture barrier.

NOM - No moisture barrier

WMB - Yes moisture barrier; add \$75

Upcharge applies to Model 05 style only.



Approx. Packaged Weight	Delivered Pricing Fabric Grade 1 & C.O.M.	Delivered Pricing Fabric Grade 2	Delivered Pricing Fabric Grade 3	Delivered Pricing C.O.V.	Delivered Pricing Vinyl Group 2	Delivered Pricing Pallas Fabric Group P0	Delivered Pricing Pallas Fabric Group P1	Delivered Pricing Pallas Fabric Group P2	Delivered Pricing Pallas Fabric Group P3	Delivered Pricing Pallas Fabric Group P4	TB133 add to list price
30.0#	\$ 1367	\$ 1381	\$ 1396	\$ 1367	\$ 1396	\$ 1390	\$ 1428	\$ 1457	\$ 1487	\$ 1514	\$ 38
31.0#	1386	1401	1416	1386	1416	1410	1449	1478	1506	1536	38
32.0#	1388	1402	1418	1388	1418	1412	1450	1479	1507	1537	38
31.0#	\$ 1577	\$ 1592	\$ 1607	\$ 1577	\$ 1607	\$ 1600	\$ 1638	\$ 1669	\$ 1697	\$ 1725	\$ 180
32.0#	1600	1613	1630	1600	1630	1623	1661	1691	1720	1747	207
33.0#	1610	1625	1640	1610	1640	1634	1672	1701	1730	1759	218
32.0#	\$ 1855	\$ 1869	\$ 1885	\$ 1855	\$ 1885	\$ 1878	\$ 1916	\$ 1947	\$ 1975	\$ 2003	\$ 278
33.0#	1876	1890	1905	1876	1905	1900	1938	1966	1996	2023	305
34.0#	1879	1894	1909	1879	1909	1904	1942	1971	1999	2026	316

UPHOLSTERY INFORMATION

C.O.M. Trim Calculation

C.O.M. requirement for 00, 04 & 05 styles is 2 yards per 2 chairs. For complete information on ordering C.O.M., see "Ordering C.O.M., C.O.V. and C.O.L." section.

C.O.M. Cover Upholstery

C.O.M. requirement for 04 style is 1 yard and for 05 style 2 yards. For complete information on ordering C.O.M., see "Ordering C.O.M., C.O.V. and C.O.L." section.

Note:

Combine C.O.M. Trim and C.O.M. Covers columns when calculating overall C.O.M. requirements.

California TB133 Fire Safety Code

The above seating products can be manufactured using the appropriate flame-retardant materials and fabric selections for compliance to California Technical Bulletin 133. Please contact KI customer service

for fabric compliance. Not available with moisture barrier.

SPECIAL SERVICES

Special Carton Marking

With specially marked information N/C




Shipping

Shipped **assembled freight prepaid f.o.b. Bonduel, Wisconsin 54107** factory. Freight class #250.

Specifications and prices are subject to change without prior notice.

Rose™ Seating

4-Leg Metal Chair

			MODEL NUMBER								
			Basic Model	Frame Color	Seat/Back Mesh Color	Upholstery Side Trim Color	Removable Cover Uph Color	Headrest Color	Fire Code	Moisture Barrier	
	Mesh Seat and Back with Trim	Low back	RVL00	<input type="checkbox"/>	<input type="checkbox"/> <input type="checkbox"/> <input type="checkbox"/> <input type="checkbox"/>	<input type="checkbox"/> <input type="checkbox"/> <input type="checkbox"/> <input type="checkbox"/>		<input type="checkbox"/> <input type="checkbox"/> <input type="checkbox"/> <input type="checkbox"/>	<input type="checkbox"/> <input type="checkbox"/> <input type="checkbox"/> <input type="checkbox"/>		
		Mid back	RVM00	<input type="checkbox"/>	<input type="checkbox"/> <input type="checkbox"/> <input type="checkbox"/> <input type="checkbox"/>	<input type="checkbox"/> <input type="checkbox"/> <input type="checkbox"/> <input type="checkbox"/>		<input type="checkbox"/> <input type="checkbox"/> <input type="checkbox"/> <input type="checkbox"/>	<input type="checkbox"/> <input type="checkbox"/> <input type="checkbox"/> <input type="checkbox"/>		
		High back	RVH00	<input type="checkbox"/>	<input type="checkbox"/> <input type="checkbox"/> <input type="checkbox"/> <input type="checkbox"/>	<input type="checkbox"/> <input type="checkbox"/> <input type="checkbox"/> <input type="checkbox"/>		<input type="checkbox"/> <input type="checkbox"/> <input type="checkbox"/> <input type="checkbox"/>	<input type="checkbox"/> <input type="checkbox"/> <input type="checkbox"/> <input type="checkbox"/>		
RSM2											
	Removable Padded Upholstery Back with Mesh Seat and Trim	Low back	RVL04	<input type="checkbox"/>	<input type="checkbox"/> <input type="checkbox"/> <input type="checkbox"/> <input type="checkbox"/>	<input type="checkbox"/> <input type="checkbox"/> <input type="checkbox"/> <input type="checkbox"/>	<input type="checkbox"/> <input type="checkbox"/> <input type="checkbox"/> <input type="checkbox"/>	<input type="checkbox"/> <input type="checkbox"/> <input type="checkbox"/> <input type="checkbox"/>	<input type="checkbox"/> <input type="checkbox"/> <input type="checkbox"/> <input type="checkbox"/>		
		Mid back	RVM04	<input type="checkbox"/>	<input type="checkbox"/> <input type="checkbox"/> <input type="checkbox"/> <input type="checkbox"/>	<input type="checkbox"/> <input type="checkbox"/> <input type="checkbox"/> <input type="checkbox"/>	<input type="checkbox"/> <input type="checkbox"/> <input type="checkbox"/> <input type="checkbox"/>	<input type="checkbox"/> <input type="checkbox"/> <input type="checkbox"/> <input type="checkbox"/>	<input type="checkbox"/> <input type="checkbox"/> <input type="checkbox"/> <input type="checkbox"/>		
		High back	RVH04	<input type="checkbox"/>	<input type="checkbox"/> <input type="checkbox"/> <input type="checkbox"/> <input type="checkbox"/>	<input type="checkbox"/> <input type="checkbox"/> <input type="checkbox"/> <input type="checkbox"/>	<input type="checkbox"/> <input type="checkbox"/> <input type="checkbox"/> <input type="checkbox"/>	<input type="checkbox"/> <input type="checkbox"/> <input type="checkbox"/> <input type="checkbox"/>	<input type="checkbox"/> <input type="checkbox"/> <input type="checkbox"/> <input type="checkbox"/>		
RSM2											
	Removable Padded Seat and Back Upholstery with Trim	Low back	RVL05	<input type="checkbox"/>	<input type="checkbox"/> <input type="checkbox"/> <input type="checkbox"/> <input type="checkbox"/>	<input type="checkbox"/> <input type="checkbox"/> <input type="checkbox"/> <input type="checkbox"/>	<input type="checkbox"/> <input type="checkbox"/> <input type="checkbox"/> <input type="checkbox"/>	<input type="checkbox"/> <input type="checkbox"/> <input type="checkbox"/> <input type="checkbox"/>	<input type="checkbox"/> <input type="checkbox"/> <input type="checkbox"/> <input type="checkbox"/>	<input type="checkbox"/> <input type="checkbox"/> <input type="checkbox"/> <input type="checkbox"/>	
		Mid back	RVM05	<input type="checkbox"/>	<input type="checkbox"/> <input type="checkbox"/> <input type="checkbox"/> <input type="checkbox"/>	<input type="checkbox"/> <input type="checkbox"/> <input type="checkbox"/> <input type="checkbox"/>	<input type="checkbox"/> <input type="checkbox"/> <input type="checkbox"/> <input type="checkbox"/>	<input type="checkbox"/> <input type="checkbox"/> <input type="checkbox"/> <input type="checkbox"/>	<input type="checkbox"/> <input type="checkbox"/> <input type="checkbox"/> <input type="checkbox"/>	<input type="checkbox"/> <input type="checkbox"/> <input type="checkbox"/> <input type="checkbox"/>	
		High back	RVH05	<input type="checkbox"/>	<input type="checkbox"/> <input type="checkbox"/> <input type="checkbox"/> <input type="checkbox"/>	<input type="checkbox"/> <input type="checkbox"/> <input type="checkbox"/> <input type="checkbox"/>	<input type="checkbox"/> <input type="checkbox"/> <input type="checkbox"/> <input type="checkbox"/>	<input type="checkbox"/> <input type="checkbox"/> <input type="checkbox"/> <input type="checkbox"/>	<input type="checkbox"/> <input type="checkbox"/> <input type="checkbox"/> <input type="checkbox"/>	<input type="checkbox"/> <input type="checkbox"/> <input type="checkbox"/> <input type="checkbox"/>	
RSM2											
			A	B	C	D	E	F	G	H	

HOW TO ORDER

Indicate the following information on order form:

1. Quantity of each item.
2. Model number, including options. See "How To Build a Model Number".
3. Any special service required.

Note: • The ☐ indicates that a choice is required.

- The absence of the ☐ indicates that no choice is required.
- Alpha-numeric characters in place of ☐ indicate that no other alternatives are available.

HOW TO BUILD A MODEL NUMBER

A Select basic model.

B Select metal frame color.
Refer to color addendum at ki.com or KI Fabrics & Finishes binder.

C Select seat/back mesh color.
Refer to color addendum at ki.com or KI Fabrics & Finishes binder.

D Select side trim upholstery color.
Refer to color addendum at ki.com or KI Fabrics & Finishes binder.
If mesh or removable upholstery was specified, vinyl or fabric trim must be selected.

E Select removable cover upholstery color.
Refer to color addendum at ki.com or KI Fabrics & Finishes binder.

F Select headrest upholstery color.

G Select fire code.

NFR - Compliance to TB 117-2013

FR - Compliance to TB 133

See pricing column for TB133 upcharge.

H Select moisture barrier.

NOM - No moisture barrier

WMB - Yes moisture barrier; add \$75

Upcharge applies to Model 05 style only.



Rose™ Seating

4-Leg Metal Chair

Approx. Packaged Weight	Delivered Pricing Fabric Grade 1 & C.O.M.	Delivered Pricing Fabric Grade 2	Delivered Pricing Fabric Grade 3	Delivered Pricing C.O.V.	Delivered Pricing Vinyl Group 2	Delivered Pricing Pallas Fabric Group P0	Delivered Pricing Pallas Fabric Group P1	Delivered Pricing Pallas Fabric Group P2	Delivered Pricing Pallas Fabric Group P3	Delivered Pricing Pallas Fabric Group P4	TB133 add to list price
31.0#	\$ 1356	\$ 1370	\$ 1385	\$ 1356	\$ 1385	\$ 1380	\$ 1418	\$ 1448	\$ 1476	\$ 1504	\$ 38
32.0#	1374	1389	1404	1374	1404	1398	1437	1465	1494	1522	38
33.0#	1377	1392	1406	1377	1406	1402	1440	1468	1498	1524	38
32.0#	\$ 1554	\$ 1569	\$ 1585	\$ 1554	\$ 1585	\$ 1578	\$ 1616	\$ 1647	\$ 1675	\$ 1703	\$ 180
33.0#	1589	1602	1619	1589	1619	1612	1650	1680	1708	1736	207
34.0#	1591	1604	1621	1591	1621	1614	1652	1682	1711	1739	218
33.0#	\$ 1855	\$ 1869	\$ 1885	\$ 1855	\$ 1885	\$ 1878	\$ 1916	\$ 1947	\$ 1975	\$ 2003	\$ 278
34.0#	1876	1890	1905	1876	1905	1900	1938	1966	1996	2023	305
35.0#	1878	1893	1908	1878	1908	1902	1940	1969	1998	2025	316

UPHOLSTERY INFORMATION

C.O.M. Trim Calculation

C.O.M. requirement for 00, 04 & 05 styles is 2 yards per 2 chairs. For complete information on ordering C.O.M., see "Ordering C.O.M., C.O.V. and C.O.L." section.

C.O.M. Cover Upholstery

C.O.M. requirement for 04 style is 1 yard and for 05 style 2 yards. For complete information on ordering C.O.M., see "Ordering C.O.M., C.O.V. and C.O.L." section.

Note:

Combine C.O.M. Trim and C.O.M. Covers columns when calculating overall C.O.M. requirements.

California TB133 Fire Safety Code

The above seating products can be manufactured using the appropriate flame-retardant materials and fabric selections for compliance to California Technical Bulletin 133. Please contact KI customer service

for fabric compliance. Not available with moisture barrier.

SPECIAL SERVICES

Special Carton Marking

With specially marked information N/C

Shipping

Shipped **assembled freight prepaid f.o.b. Bonduel, Wisconsin 54107** factory. Freight class #250.

Specifications and prices are subject to change without prior notice.

Rose™ Seating

4-Leg Bentwood Chair

		MODEL NUMBER										
		Basic Model	Wood Frame Color	Push Bar Color	Seat/Back Mesh Color	Upholstery Side Trim Color	Removable Cover Uph Color	Rear Tilt Wheels	Headrest Color	Fire Code	Moisture Barrier	
RSW2 Mesh Seat and Back with Trim	Low back	RBL00	□□□	□□	□□□□	□□□□		□□□□	□□□□	□□□		
	Mid back	RBM00	□□□	□□	□□□□	□□□□		□□□□	□□□□	□□□		
RSW2 Removable Padded Upholstery Back with Mesh Seat and Trim	Low back	RBL04	□□□	□□	□□□□	□□□□	□□□□	□□□□	□□□□	□□□		
	Mid back	RBM04	□□□	□□	□□□□	□□□□	□□□□	□□□□	□□□□	□□□		
RSW2 Removable Padded Seat and Back Upholstery with Trim	Low back	RBL05	□□□	□□	□□□□	□□□□	□□□□	□□□□	□□□□	□□□	□□□	
	Mid back	RBM05	□□□	□□	□□□□	□□□□	□□□□	□□□□	□□□□	□□□	□□□	
		A	B	C	D	E	F	G	H	I	J	

HOW TO ORDER

Indicate the following information on order form:

- Quantity of each item.
- Model number, including options. See “How To Build a Model Number”.
- Any special service required.

Note:

- The ☐ indicates that a choice is required.
- The absence of the ☐ indicates that no choice is required.
- Alpha-numeric characters in place of ☐ indicate that no other alternatives are available.

HOW TO BUILD A MODEL NUMBER

- A** Select basic model.
- B** Select wood frame color.
Refer to color addendum at [ki.com](#) or KI Fabrics & Finishes binder.
- C** Select push bar color.
Refer to color addendum at [ki.com](#) or KI Fabrics & Finishes binder.
- D** Select seat/back mesh color.
Refer to color addendum at [ki.com](#) or KI Fabrics & Finishes binder.
- E** Select side trim upholstery color.
Refer to color addendum at [ki.com](#) or KI Fabrics & Finishes binder.
If mesh or removable upholstery was specified, vinyl or fabric trim must be selected.
- F** Select removable cover upholstery color.
Refer to color addendum at [ki.com](#) or KI

Fabrics & Finishes binder.

- G** Select rear tilt wheels.
NTRW - No rear tilt wheels
RTW - Rear tilt wheels; add \$37
- H** Select headrest upholstery color.
- I** Select fire code.
NFR - Compliance to TB 117-2013
FR - Compliance to TB 133
See pricing column for TB133 upcharge.
- J** Select moisture barrier.
NOM - No moisture barrier
WMB - Yes moisture barrier; add \$75
Upcharge applies to Model 05 style only.



Rose™ Seating

4-Leg Bentwood Chair

Approx. Packaged Weight	Delivered Pricing Fabric Grade 1 & C.O.M.	Delivered Pricing Fabric Grade 2	Delivered Pricing Fabric Grade 3	Delivered Pricing C.O.V.	Delivered Pricing Vinyl Group 2	Delivered Pricing Pallas Fabric Group P0	Delivered Pricing Pallas Fabric Group P1	Delivered Pricing Pallas Fabric Group P2	Delivered Pricing Pallas Fabric Group P3	Delivered Pricing Pallas Fabric Group P4	TB133 add to list price
44.0#	\$ 1870	\$ 1885	\$ 1900	\$ 1870	\$ 1900	\$ 1893	\$ 1931	\$ 1961	\$ 1990	\$ 2018	\$ 38
46.0#	1889	1903	1919	1889	1919	1913	1951	1981	2009	2038	38
45.0#	\$ 2054	\$ 2068	\$ 2083	\$ 2054	\$ 2083	\$ 2076	\$ 2115	\$ 2145	\$ 2173	\$ 2202	\$ 180
47.0#	2076	2092	2106	2076	2106	2099	2137	2168	2196	2225	207
46.0#	\$ 2318	\$ 2333	\$ 2348	\$ 2318	\$ 2348	\$ 2341	\$ 2379	\$ 2409	\$ 2437	\$ 2466	\$ 278
48.0#	2340	2354	2371	2340	2371	2364	2402	2432	2460	2490	305

UPHOLSTERY INFORMATION

C.O.M. Trim Calculation

C.O.M. requirement for 00, 04 & 05 styles is 2 yards per 2 chairs. For complete information on ordering C.O.M., see "Ordering C.O.M., C.O.V. and C.O.L." section.

C.O.M. Cover Upholstery

C.O.M. requirement for 04 style is 1 yard and for 05 style 2 yards. For complete information on ordering C.O.M., see "Ordering C.O.M., C.O.V. and C.O.L." section.

Note:

Combine C.O.M. Trim and C.O.M. Covers columns when calculating overall C.O.M. requirements.

California TB133 Fire Safety Code

The above seating products can be manufactured using the appropriate flame-retardant materials and fabric selections for compliance to California Technical Bulletin 133. Please contact KI customer service

for fabric compliance. Not available with moisture barrier.

SPECIAL SERVICES

Special Carton Marking

With specially marked information N/C

Shipping

Shipped **assembled freight prepaid f.o.b. Bonduel, Wisconsin 54107** factory. Freight class #175.

Specifications and prices are subject to change without prior notice.

Rose™ Seating

Accessories/Options

			MODEL NUMBER				Approx. Packaged Weight		Delivered Pricing Fabric Grade 1 & C.O.M.	
			Basic Model	Upholstery Color	Fire Code	Moisture Barrier				
MODEL	Features									
RRBS	Removable Back Cover	Low back	RB2L	□□□□	□□□		1.0#	\$	380	
		Mid back	RB2M	□□□□	□□□		1.0#		384	
		High back	RB2H	□□□□	□□□		1.0#		385	
RRBS	Removable Seat Cover		RSC2	□□□□	□□□	□□□	1.0#	\$	399	
			A	B	C	D				

HOW TO ORDER

Indicate the following information on order form:

1. Quantity of each item.
2. Model number, including options. See “How To Build a Model Number”.
3. Any special service required.

Note:

- The □ indicates that a choice is required.
- The absence of the □ indicates that no choice is required.
- Alpha-numeric characters in place of □ indicate that no other alternatives are available.

HOW TO BUILD A MODEL NUMBER

- A** Select basic model.
- B** Select upholstery grade/color.
Refer to color addendum at ki.com or KI Fabrics & Finishes binder.
- C** Select fire code.
NFR - Compliance to TB 117-2013
FR - Compliance to TB 133
See pricing column for TB133 upcharge.
- D** Select moisture barrier.
NOM - No moisture barrier
WMB - Yes moisture barrier; add \$37
Moisture barrier available on seat cover only.



Delivered Pricing Fabric Grade 2	Delivered Pricing Fabric Grade 3	Delivered Pricing C.O.V.	Delivered Pricing Vinyl Group 2	Delivered Pricing Pallas Fabric Group P0	Delivered Pricing Pallas Fabric Group P1	Delivered Pricing Pallas Fabric Group P2	Delivered Pricing Pallas Fabric Group P3	Delivered Pricing Pallas Fabric Group P4	TB133 add to list price
\$ 395	\$ 410	\$ 380	\$ 410	\$ 404	\$ 443	\$ 471	\$ 500	\$ 530	\$ 108
398	413	384	413	408	446	475	504	533	108
399	414	385	414	409	447	476	505	534	108
\$ 413	\$ 428	\$ 399	\$ 428	\$ 423	\$ 461	\$ 492	\$ 519	\$ 547	\$ 108

UPHOLSTERY INFORMATION

COM Upholstery

C.O.M. requirement for removable back and seat cover is 1 yard each. For complete information on ordering C.O.M., see "Ordering C.O.M., C.O.V. and C.O.L." section.

California TB133 Fire Safety Code

The above seating products can be manufactured using the appropriate flame-retardant materials and fabric selections for compliance to California Technical Bulletin 133. Please contact KI customer service for fabric compliance. Not available with moisture barrier.

SPECIAL SERVICES

Special Carton Marking

With specially marked information N/C

Shipping

Shipped **assembled freight prepaid f.o.b. Bondue, Wisconsin 54107** factory. Freight class #92.5.

Specifications and prices are subject to change without prior notice.

Soltice®

General Information



General Dimensions						
Seat width	27-1/4"	27-1/4"	54-1/2"	54-1/2"	23-3/4"	22"
Seat depth	19-3/4"	19-3/4"	19-3/4"	19-3/4"	21"	19"
Seat height	17"	17"	17"	17"	18-3/4"	19"
Arm width	4-1/4"	2"	4-1/4"	2"		2"
Arm height		25-1/4"		25-1/4"	25-1/2"	27"
Back height from seat	17"	17"	17"	17"		
Sleep surface width	27-1/4"	27-1/4"	54-1/2"	54-1/2"		
Sleep surface depth	77"	77"	77"	77"		
Overall Dimensions						
Width	35-3/4"	32-1/4"	63"	60-1/2"	29"	26"
Depth	37-1/2"	37-1/2"	37-1/2"	37-1/2"	37-3/4"	29-1/4"
Height	34"	34"	34"	34"	45-3/4"	47-3/4"
Depth in sleep position	82-1/2"	82-1/2"	82-1/2"	82-1/2"		

SPECIFICATIONS

Complimentary Furniture

The following lounge collections offer complimentary furniture that creates continuity and a cohesive look throughout a facility. These complimentary pieces can be found in other sections of the KI price list.

SOLTICE HEALTHCARE SEATING - Soltice® Multiple Seating, Soltice® Guest Seating, Soltice® Lounge Seating, LaResta® Day Bed (FSD/SL)

UPHOLSTERY INFORMATION

C.O.M. Fabric

For C.O.M. fabric sent to KI-High Point on multiple rolls, add an additional yard of fabric per roll to the yardage requirements. Multiple rolls have shorter pieces of fabric on them and do not allow nesting and stacking of the fabric to achieve the best yield as is done with one large roll. This results in yardage shortages and requests for addition-

al fabric from the client, which can hold up the order. For each roll that is sent, one yard needs to be added and needs to be added to one of the rolls, not separately.

Fabric Disclaimer

Fabric will be applied as swatched by the fabric manufacturer. Fabric that is required to be applied differently than is swatched will need a Special Cost Request written specifying the direction the fabric is to be applied. The posted standard lead time will apply to the Special Cost Request.

FINISH INFORMATION

SPECIAL FINISH MATCHES

KI can match special finish requests at an upcharge of \$70 List per item, up to 12 or a maximum charge of \$840 List per order per color. Special finish requests must be sent to your KI customer service representative.

Upon receipt from KI, the finishing department will prepare a "strike-off" which will be sent to the customer for approval.

The approval form accompanying the strike-off should be faxed to your KI customer service representative. Upon receipt of the signed approval form, KI will proceed with the order. Disapproved samples may be sent back to KI directly with an explanation of disapproval. A Special Finish Number (SFN) will be assigned to this finish sample for future reference or reorders


**Patient Chair
(Closed Arm)**

**Motion Patient
Chair (Closed Arm)**

**Bariatric Chair
(Closed Arm)**

**Bariatric Chair
(Open Arm)**

**Glider
(Open Arm)**

**Glider
(Closed Arm)**
General Dimensions

Seat width	21-1/2"	23"	30"	29-1/2"	22"	21-1/2"
Seat depth	19"	19-1/2"	18-3/4"	18-3/4"	19"	19"
Seat height	19"	19-1/2"	19"	19"	19"	19"
Arm width	2"	2"	2"	2"		
Arm height	27"	27"	27"	27"	27"	27"
Maximum glide range					16"	16"
Maximum distance from wall					9"	9"

Overall Dimensions

Width	26"	28"	34-1/2"	34-1/2"	26"	26"
Depth	29-1/4"	29-1/2"	28"	28"	35"	35"
Height	47-3/4"	43-1/2"	32"	32"	47-3/4"	47-3/4"

INFORMATION
Warranty

Refer to KI Terms & Conditions document
or visit ki.com

HOW TO ORDER

1. Quantity of each item.
2. Model number, including options. See "How To Build a Model Number".
3. Any special service required.

Note:

- The ☐ indicates that a choice is required.
- The absence of the ☐ indicates that no choice is required.
- Alpha-numeric characters in place of ☐ indicate that no other alternatives are available.

A Select basic model.

B Select non-contrast or fabric contrast 1. Refer to color addendum at ki.com or KI Fabrics & Finishes binder.

C Select fabric contrast 2.
Refer to color addendum at ki.com or KI
Fabrics & Finishes binder.

D Select pull handle color.
Refer to color addendum at ki.com or KI
Fabrics & Finishes binder.

E Select arm option.

WAC	- Wood armcaps (pair)
PAC	- Black poly (pair): add \$183

F Select wood finish color.
Refer to color addendum at ki.com or KI
Fabrics & Finishes binder.
For Kensington Maple add upcharge.

G Select fire code.

NFR	- Compliance to TB 117-
2013	
FR	- Compliance to TB 133

See pricing column for TB133 upcharge.

H Select moisture barrier.

NMB	- No moisture barrier
MB	- Moisture barrier

See pricing column for moisture barrier upcharge.

Model	
SLS/NC	\$46
SLS/FC	\$46
SLSS/LFS/NC	\$46
SLSS/RGS/NC	\$46
SLSS/DS/NC	\$46
SLSS/LFS/FC	\$46
SLSS/RFS/FC	\$46
SLSS/DS/FC	\$46

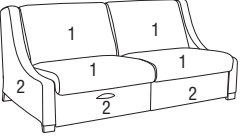
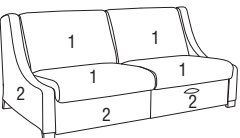
SLSP/NC	\$38
SLSP/FC	\$38
SLSSP/LFS/NC	\$38
SLSSP/RFS/NC	\$38
SLSSP/DS/NC	\$38
SLSSP/LFS/FC	\$38
SLSSP/RFS/FC	\$38
SLSSP/DS/FC	\$38



	Grade C.O.M.	Grade C	Grade D	Grade E & C.O.L.	Grade F	Grade G	Grade H	Grade I	Grade J	Grade K	Grade L Leather	Grade M Leather	TB133 add to list price	Moisture Barrier add to list price
	\$ 3308	\$ 3574	\$ 3645	\$ 3732	\$ 3788	\$ 3903	\$ 4013	\$ 4156	\$ 4440	\$ 4723	\$ 5009	\$ 5575	\$ 386	\$ 141
	3367	3633	3704	3790	3848	3961	4076	4215	4498	4783	5067	5635	386	141

Soltice®

Sleeper

	Features	COM	MODEL NUMBER							Approx. Packaged Weight
			Basic Model	Non-Contrast or Fabric Contrast 1	Fabric Contrast 2	Pull Color	Wood Finish	Fire Code	Moisture Barrier	
 <p>SOLL</p> <p>Loveseat Sleeper (Armless) - LFS (Open, Left Side Facing)</p> <ul style="list-style-type: none"> 1 = Seat and back (Fabric Contrast 1) C.O.M. = 7.5 yd 2 = Arms and frame (Fabric Contrast 2) C.O.M. = 4.25 yd 	Non-contrast	11.75 yd	SLSS/LFS/NC	□□□□		□□□□	□□□	□□□	□□□	250.0#
	Contrast		SLSS/LFS/FC	□□□□	□□□□	□□□□	□□□	□□□	□□□	250.0#
 <p>SOLL</p> <p>Loveseat Sleeper (Armless) - RFS (Open, Right Side Facing)</p> <ul style="list-style-type: none"> 1 = Seat and back (Fabric Contrast 1) C.O.M. = 7.5 yd 2 = Arms and frame (Fabric Contrast 2) C.O.M. = 4.25 yd 	Non-contrast	11.75 yd	SLSS/RFS/NC	□□□□		□□□□	□□□	□□□	□□□	250.0#
	Contrast		SLSS/RFS/FC	□□□□	□□□□	□□□□	□□□	□□□	□□□	250.0#
			A	B	C	D	E	F	G	

HOW TO ORDER

Indicate the following information on order form:

- Quantity of each item.
- Model number, including options. See "How To Build a Model Number".
- Any special service required.

Note: • The □ indicates that a choice is required.

- The absence of the □ indicates that no choice is required.
- Alpha-numeric characters in place of □ indicate that no other alternatives are available.

HOW TO BUILD A MODEL NUMBER

A Select basic model.

B Select non-contrast or fabric contrast 1.
Refer to color addendum at ki.com or KI Fabrics & Finishes binder.

C Select fabric contrast 2.
Refer to color addendum at ki.com or KI Fabrics & Finishes binder.

D Select pull handle color.
Refer to color addendum at ki.com or KI Fabrics & Finishes binder.

E Select wood finish color.
Refer to color addendum at ki.com or KI Fabrics & Finishes binder.
For Kensington Maple add upcharge.

F Select fire code.
NFR - Compliance to TB 117-2013
FR - Compliance to TB 133
See pricing column for TB133 upcharge.

G Select moisture barrier.

NMB - No moisture barrier

MB - Moisture barrier

See pricing column for moisture barrier upcharge.

KENSINGTON MAPLE UPCHARGE

Kensington Maple requires extended leadtimes.

Model	
SLS/NC	\$46
SLS/FC	\$46
SLSS/LFS/NC	\$46
SLSS/RGS/NC	\$46
SLSS/DS/NC	\$46
SLSS/LFS/FC	\$46
SLSS/RFS/FC	\$46
SLSS/DS/FC	\$46
SLSP/NC	\$38
SLSP/FC	\$38
SLSSP/LFS/NC	\$38
SLSSP/RFS/NC	\$38
SLSSP/DS/NC	\$38
SLSSP/LFS/FC	\$38
SLSSP/RFS/FC	\$38
SLSSP/DS/FC	\$38



Grade C.O.M.	Grade C	Grade D	Grade E & C.O.L.	Grade F	Grade G	Grade H	Grade I	Grade J	Grade K	Grade L Leather	Grade M Leather	TB133 add to list price	Moisture Barrier add to list price
\$ 4616	\$ 5084	\$ 5206	\$ 5356	\$ 5455	\$ 5655	\$ 5849	\$ 6097	\$ 6591	\$ 7084	\$ 7579	\$ 8570	\$ 561	\$ 315
4706	5174	5296	5443	5545	5742	5938	6186	6680	7174	7668	8658	561	315

SOLLS

**Loveseat Sleeper (Armless) - DS
(Open, Both Sides Facing)**

- 1 = Seat and back (Fabric Contrast 1)
C.O.M. = 7.5 yd
- 2 = Arms and frame (Fabric Contrast 2)
C.O.M. = 4.25 yd

SLSP/NC	\$38
SLSP/FC	\$38
SLSSP/LFS/NC	\$38
SLSSP/RFS/NC	\$38
SLSSP/DS/NC	\$38
SLSSP/LFS/FC	\$38
SLSSP/RFS/FC	\$38
SLSSP/DS/FC	\$38



Grade C.O.M.	Grade C	Grade D	Grade E & C.O.L.	Grade F	Grade G	Grade H	Grade I	Grade J	Grade K	Grade L Leather	Grade M Leather	TB133 add to list price	Moisture Barrier add to list price
\$ 6066	\$ 6535	\$ 6657	\$ 6806	\$ 6904	\$ 7105	\$ 7302	\$ 7547	\$ 8041	\$ 8535	\$ 9028	\$ 10019	\$ 561	\$ 315
6155	6624	6746	6895	6996	7192	7390	7635	8129	8624	9118	10108	561	315

INFORMATION

C.O.M. Requirements

C.O.M. yardage requirements listed above are based on plain goods 54" wide. If less than 54" wide or fabrics requiring matching (stripes, plaids, prints, large patterns), additional yardage will be needed. Consult C.O.M. matrix on the Ordering C.O.M. and C.O.L. page for additional yardage needed. For C.O.M. fabric sent to KI-High Point on multiple rolls, add an additional yard of fabric per roll to the yardage requirements.

C.O.L. Requirements

Figure 18 sq. ft. of leather (C.O.L.) for each yard shown (i.e., 4.75 x 18 = 85.5 sq. ft.).

Contrasting Upholstery

When contrasting fabric is chosen, price at highest in-grade.

Minimum Fabric/Leather Quantity

Minimum order for fabric is 1 yard. Minimum order for leather is 1 hide (approx-

mately 50 sq. ft.).

Moisture Barrier

Moisture barrier is applied underneath the fabric cover as a means of protecting the foam. Not available with TB133.

California TB133 Fire Safety Code

The above seating products can be manufactured using the appropriate flame-retardant materials and fabric selections for compliance to California Technical Bulletin 133. Please contact KI customer service for fabric compliance. Not available with moisture barrier.

Construction

Seat and back frame constructed of welded structural steel. Arms constructed from kiln-dried hardwood. Arms are not field replaceable. Cushions constructed of multiple densities of polyurethane foam. Storage box constructed of laminated plywood, black paint standard.

Option

Casters Are NOT available on SLSS loveseat sleeper. Wood legs are standard.

SPECIAL SERVICES

Special Carton Marking

With specially marked information N/C

Shipping

Shipped **assembled freight prepaid f.o.b. High Point, North Carolina 27263** factory. Freight class #125.

Specifications and prices are subject to change without prior notice.

HOW TO ORDER

1. Quantity of each item.
2. Model number, including options. See "How To Build a Model Number".
3. Any special service required.

Note:

- The ☐ indicates that a choice is required.
- The absence of the ☐ indicates that no choice is required.
- Alpha-numeric characters in place of ☐ indicate that no other alternatives are available.

A Select basic model.

B Select non-contrast or fabric contrast 1. Refer to color addendum at ki.com or KI Fabrics & Finishes binder.

C Select fabric contrast 2.
Refer to color addendum at ki.com or KI
Fabrics & Finishes binder.

D Select pull handle color.
Refer to color addendum at ki.com or KI
Fabrics & Finishes binder.

E Select arm option.

WAC	- Wood armcaps (pair)
PAC	- Black poly (pair); add \$183

F Select wood finish color.
Refer to color addendum at ki.com or KI
Fabrics & Finishes binder.
For Kensington Maple add upcharge.

G Select fire code.

NFR - Compliance to TB 117-2013

FR - Compliance to TB 133
See pricing column for TB133
upcharge.

H Select moisture barrier.

NMB - No moisture barrier

MB - Moisture barrier

See pricing column for moisture barrier upcharge.

Kensington Maple requires extended leadtimes.

Model	
SLS/NC	\$46
SLS/FC	\$46
SLSS/LFS/NC	\$46
SLSS/RGS/NC	\$46
SLSS/DS/NC	\$46
SLSS/LFS/FC	\$46
SLSS/RFS/FC	\$46
SLSS/DS/FC	\$46

SLSP/NC	\$38
SLSP/FC	\$38
SLSSP/LFS/NC	\$38
SLSSP/RFS/NC	\$38
SLSSP/DS/NC	\$38
SLSSP/LFS/FC	\$38
SLSSP/RFS/FC	\$38
SLSSP/DS/FC	\$38



Grade C.O.M.	Grade C	Grade D	Grade E & C.O.L.	Grade F	Grade G	Grade H	Grade I	Grade J	Grade K	Grade L Leather	Grade M Leather	TB133 add to list price	Moisture Barrier add to list price
\$ 5110	\$ 5576	\$ 5701	\$ 5848	\$ 5950	\$ 6148	\$ 6345	\$ 6591	\$ 7084	\$ 7579	\$ 8073	\$ 9063	\$ 561	\$ 315
5199	5666	5789	5937	6041	6236	6433	6680	7174	7668	8162	9153	561	315

SOLLS

**Loveseat Sleeper (Closed Arm) - DS
(Open, Both Sides Facing)**

- 1 = Seat and back (Fabric Contrast 1)
C.O.M. = 7.5 yd
- 2 = Arms and frame (Fabric Contrast 2)
C.O.M. = 5.5 yd

Note:

- The ☐ indicates that a choice is required.
- The absence of the ☐ indicates that no choice is required.
- Alpha-numeric characters in place of ☐ indicate that no other alternatives are available.

- A** Select basic model.
- B** Select non-contrast or fabric contrast 1.
Refer to color addendum at ki.com or KI Fabrics & Finishes binder.
- C** Select fabric contrast 2.
Refer to color addendum at ki.com or KI Fabrics & Finishes binder.
- D** Select pull handle color.
Refer to color addendum at ki.com or KI Fabrics & Finishes binder.
- E** Select arm option.

WAC	- Wood armcaps (pair)
PAC	- Black poly (pair); add \$183
- F** Select wood finish color.
Refer to color addendum at ki.com or KI Fabrics & Finishes binder.
For Kensington Maple add upcharge.

H Select moisture barrier.

NMB	- No moisture barrier
MB	- Moisture barrier

See pricing column for moisture barrier upcharge.

Model	
SLS/NC	\$46
SLS/FC	\$46
SLSS/LFS/NC	\$46
SLSS/RGS/NC	\$46
SLSS/DS/NC	\$46
SLSS/LFS/FC	\$46
SLSS/RFS/FC	\$46
SLSS/DS/FC	\$46
SLSP/NC	\$38
SLSP/FC	\$38
SLSSP/LFS/NC	\$38
SLSSP/RFS/NC	\$38
SLSSP/DS/NC	\$38
SLSSP/LFS/FC	\$38
SLSSP/RFS/FC	\$38
SLSSP/DS/FC	\$38



Grade C.O.M.	Grade C	Grade D	Grade E & C.O.L.	Grade F	Grade G	Grade H	Grade I	Grade J	Grade K	Grade L Leather	Grade M Leather	TB133 add to list price	Moisture Barrier add to list price
\$ 6545	\$ 7012	\$ 7135	\$ 7284	\$ 7383	\$ 7581	\$ 7780	\$ 8025	\$ 8519	\$ 9013	\$ 9508	\$ 10498	\$ 561	\$ 315
6634	7101	7226	7373	7471	7670	7870	8114	8609	9104	9597	10585	561	315

INFORMATION

C.O.M. Requirements

C.O.M. yardage requirements listed above are based on plain goods 54" wide. If less than 54" wide or fabrics requiring matching (stripes, plaids, prints, large patterns), additional yardage will be needed. Consult C.O.M. matrix on the Ordering C.O.M. and C.O.L. page for additional yardage needed. For C.O.M. fabric sent to KI-High Point on multiple rolls, add an additional yard of fabric per roll to the yardage requirements.

C.O.L. Requirements

Figure 18 sq. ft. of leather (C.O.L.) for each yard shown (i.e., 4.75 x 18 = 85.5 sq. ft.).

Contrasting Upholstery

When contrasting fabric is chosen, price at highest in-grade.

Minimum Fabric/Leather Quantity

Minimum order for fabric is 1 yard. Minimum order for leather is 1 hide (approx-

mately 50 sq. ft.).

Moisture Barrier

Moisture barrier is applied underneath the fabric cover as a means of protecting the foam. Not available with TB133.

California TB133 Fire Safety Code

The above seating products can be manufactured using the appropriate flame-retardant materials and fabric selections for compliance to California Technical Bulletin 133. Please contact KI customer service for fabric compliance. Not available with moisture barrier.

Construction

Seat and back frame constructed of welded structural steel. Arms constructed from kiln-dried hardwood. Arms are not field replaceable. Cushions constructed of multiple densities of polyurethane foam. Storage box constructed of laminated plywood, black paint standard.

Option

Casters Are NOT available on SLSS loveseat sleeper. Wood legs are standard.

SPECIAL SERVICES

Special Carton Marking

With specially marked information N/C

Shipping

Shipped **assembled freight prepaid f.o.b. High Point, North Carolina 27263** factory. Freight class #125.

Specifications and prices are subject to change without prior notice.

Soltice®

Sleeper Replacement Parts

				MODEL NUMBER				Approx. Packaged Weight
				Basic Model	Non-Contrast or Fabric Contrast 1	Fire Code	Moisture Barrier	
	MODEL	Features	COM					
SORP	Loveseat Sleeper Replacement Seat & Back Cushions - LFS • Open, left side facing	No arm	3.75 yd	SLSSC/LFS	□□□□	□□□	□□□	25.0#
		Closed arm	3.75 yd	SLSSPC/LFS	□□□□	□□□	□□□	25.0#
SORP	Loveseat Sleeper Replacement Seat & Back Cushions - RFS • Open, right side facing	No arm	3.75 yd	SLSSC/RFS	□□□□	□□□	□□□	25.0#
		Closed arm	3.75 yd	SLSSPC/RFS	□□□□	□□□	□□□	25.0#
SORP	Loveseat Sleeper Replacement Seat & Back Cushions - DS • Open, both sides facing	No arm	7.5 yd	SLSSC/DS	□□□□	□□□	□□□	50.0#
		Closed arm	7.5 yd	SLSSPC/DS	□□□□	□□□	□□□	50.0#
HRDPT	Replacement Med Caster Kit Includes: • (2) Med caster locking casters • (2) Med caster non-locking casters • (8) Hex nuts, (4) lock washers • (1) Small tube of Loc-Tite			RETRO.MEDCASTER				7.0#
				A	B	C	D	

HOW TO ORDER

Indicate the following information on order form:

- Quantity of each item.
- Model number, including options. See “How To Build a Model Number”.
- Any special service required.

Note:

- The □ indicates that a choice is required.
- The absence of the □ indicates that no choice is required.
- Alpha-numeric characters in place of □ indicate that no other alternatives are available.

HOW TO BUILD A MODEL NUMBER

- A** Select basic model.
- B** Select non-contrast or fabric contrast 1.
Refer to color addendum at [ki.com](#) or KI Fabrics & Finishes binder.
- C** Select fire code.
NFR - Compliance to TB 117-2013
FR - Compliance to TB 133
See pricing column for TB133 upcharge.
- D** Select moisture barrier.
NMB - No moisture barrier
MB - Moisture barrier
See pricing column for moisture barrier upcharge.

INFORMATION

C.O.M. Requirements
C.O.M. yardage requirements listed above are based on plain goods 54" wide. If less than 54" wide or fabrics requiring matching (stripes, plaids, prints, large patterns), additional yardage will be needed. Consult C.O.M. matrix on the Ordering C.O.M. and C.O.L. page for additional yardage needed. For C.O.M. fabric sent to KI-High Point on multiple rolls, add an additional yard of fabric per roll to the yardage requirements.

C.O.L. Requirements
Figure 18 sq. ft. of leather (C.O.L.) for each yard shown (i.e., 4.75 x 18 = 85.5 sq. ft.).

Moisture Barrier
Moisture barrier is applied underneath the fabric cover as a means of protecting the foam. Not available with TB133.

California TB133 Fire Safety Code
The above seating products can be



	Delivered Pricing	Grade C.O.M.	Grade C	Grade D	Grade E & C.O.L.	Grade F	Grade G	Grade H	Grade I	Grade J	Grade K	Grade L Leather	Grade M Leather	TB133 add to list price	Moisture Barrier add to list price
	N/A	\$ 901	\$ 924	\$ 971	\$ 1034	\$ 1064	\$ 1136	\$ 1210	\$ 1300	\$ 1482	\$ 1660	\$ 1844	\$ 2212	\$ 136	\$ 88
	N/A	901	924	971	1034	1064	1136	1210	1300	1482	1660	1844	2212	136	88
	N/A	\$ 901	\$ 924	\$ 971	\$ 1034	\$ 1064	\$ 1136	\$ 1210	\$ 1300	\$ 1482	\$ 1660	\$ 1844	\$ 2212	\$ 136	\$ 88
	N/A	901	924	971	1034	1064	1136	1210	1300	1482	1660	1844	2212	136	88
	N/A	\$ 1802	\$ 1850	\$ 1946	\$ 2054	\$ 2129	\$ 2274	\$ 2417	\$ 2600	\$ 2963	\$ 3323	\$ 3690	\$ 4418	\$ 247	\$ 161
	N/A	1802	1850	1946	2054	2129	2274	2417	2600	2963	3323	3690	4418	247	161
	\$ 242													N/A	N/A

manufactured using the appropriate flame-retardant materials and fabric selections for compliance to California Technical Bulletin 133. Please contact KI customer service for fabric compliance. Not available with moisture barrier.

SPECIAL SERVICES

Special Carton Marking
With specially marked information N/C

Shipping
Shipped **k.d. freight prepaid f.o.b. High Point, North Carolina 27263** factory. Freight class #125.

Specifications and prices are subject to change without prior notice.

SORL

Recliner (Closed Arm)

- 1 = Back and arms (Fabric Contrast 1) C.O.M. = 4.5 yd
- 2 = Seat (Fabric Contrast 2) C.O.M. = 1.5 yd

C.O.M. Requirements
C.O.M. yardage requirements listed above



Grade C.O.M.	Grade C	Grade D	Grade E & C.O.L.	Grade F	Grade G	Grade H	Grade I	Grade J	Grade K	Grade L Leather	Grade M Leather	TB133 add to list price	Moisture Barrier add to list price
\$ 3101	\$ 3144	\$ 3211	\$ 3294	\$ 3347	\$ 3457	\$ 3566	\$ 3705	\$ 3980	\$ 4254	\$ 4527	\$ 5075	\$ 322	\$ 153
3190	3231	3299	3382	3437	3548	3655	3793	4067	4343	4616	5166	322	153

are based on plain goods 54" wide. If less than 54" wide or fabrics requiring matching (stripes, plaids, prints, large patterns), additional yardage will be needed. Consult C.O.M. matrix on the Ordering C.O.M. and C.O.L. page for additional yardage needed. For C.O.M. fabric sent to KI-High Point on multiple rolls, add an additional yard of fabric per roll to the yardage requirements.

C.O.L. Requirements

Figure 18 sq. ft. of leather (C.O.L.) for each yard shown (i.e., 4.75 x 18 = 85.5 sq. ft.).

Contrasting Upholstery

When contrasting fabric is chosen, price at highest in-grade.

Minimum Fabric/Leather Quantity

Minimum order for fabric is 1 yard. Minimum order for leather is 1 hide (approximately 50 sq. ft.).

California TB133 Fire Safety Code

The above seating products can be

manufactured using the appropriate flame-retardant materials and fabric selections for compliance to California Technical Bulletin 133. Add "FR" to end of model number and add upcharge. Please contact KI customer service for fabric compliance. Not available with moisture barrier. Nano-Text treatments can be used when TB133 is required.

Options

SR cannot be manufactured without casters and pushbar.

Pushbar standard.

SPECIAL SERVICES

Special Carton Marking

With specially marked information N/C

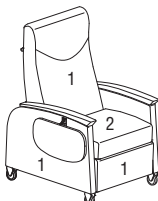
Shipping

Shipped **assembled freight prepaid f.o.b. High Point, North Carolina 27263** factory. Freight class #250.

Specifications and prices are subject to change without prior notice.

Soltice®

Recliner

			MODEL NUMBER									
	Features	COM	Basic Model	Non-Contrast or Fabric Contrast 1	Fabric Contrast 2	I.V. Pole	Catheter Attachment	Magazine Rack	Arm Cap	Wood Finish	Laminate Color	
SORL	Left facing	5.5 yd	SR/NC/LFT/LT	□□□□		□□□□	□□□	□□□	□□□	□□□	□□□	
	Right facing	5.5 yd	SR/NC/RFRT/LT	□□□□		□□□□	□□□	□□□	□□□	□□□	□□□	
Recliner (w/ Laminate Side Articulating Tablet) - Non-contrast												
	Left facing		SR/FC/LFT/LT	□□□□	□□□□	□□□□	□□□	□□□	□□□	□□□	□□□	
	Right facing		SR/FC/RFRT/LT	□□□□	□□□□	□□□□	□□□	□□□	□□□	□□□	□□□	

A

B

C

D

E

F

G

H

I

HOW TO ORDER

Indicate the following information on order form:

- Quantity of each item.
- Model number, including options. See "How To Build a Model Number".
- Any special service required.

Note: • The □ indicates that a choice is required.

- The absence of the □ indicates that no choice is required.
- Alpha-numeric characters in place of □ indicate that no other alternatives are available.

HOW TO BUILD A MODEL NUMBER

A Select basic model.

B Select non-contrast or fabric contrast 1.
Refer to color addendum at ki.com or KI Fabrics & Finishes binder.

C Select fabric contrast 2.
Refer to color addendum at ki.com or KI Fabrics & Finishes binder.

D Select I.V. pole (facing).
NS - No pole
LFFIV - Left front facing; add \$315
LRFIV - Left facing-rear; add \$315
RFFIV - Right facing-front; add \$315
RRFIV - Right facing-rear; add \$315
 If top articulating table is specified, table, I.V. pole and/or catheter bag attachment must all be specified in unique locations.

E Select catheter bag attachment. (specified facing chair)
NCA - No catheter attachment

LFCA - Left front facing; add \$50
LRCA - Left facing-rear; add \$50
RFCA - Right facing-front; add \$50
RRCA - Right facing-rear; add \$50

If top articulating table is specified, table, I.V. pole and/or catheter bag attachment must all be specified in unique locations.

F Select magazine rack.
NMR - No rack
LFM - Left side rack; add \$210
RFM - Right side rack; add \$210
 Magazine rack fabric will match arm fabric selection (Fabric Contrast 1).
 C.O.M. = .5 yd

G Select arm option.
WAC - Wood armcaps
PAC - Black poly (pair); add \$183

H Select wood finish color.
 Refer to color addendum at ki.com or KI Fabrics & Finishes binder.
 For Kensington Maple add upcharge.

I Select laminate color.
 Refer to color addendum at ki.com or KI Fabrics & Finishes binder.

INFORMATION

Moisture Barrier \$153
 TB133 \$322

Kensington Maple Upcharge
 Kensington Maple requires extended leadtimes.
 Model: Soltice® Recliners \$11



Approx. Packaged Weight	Grade C.O.M.	Grade C	Grade D	Grade E & C.O.L.	Grade F	Grade G	Grade H	Grade I	Grade J	Grade K	Grade L Leather	Grade M Leather	TB133 add to list price	Moisture Barrier add to list price
113.0#	\$ 3360	\$ 3403	\$ 3469	\$ 3554	\$ 3608	\$ 3718	\$ 3827	\$ 3964	\$ 4238	\$ 4514	\$ 4788	\$ 5336	\$ 322	\$ 153
113.0#	3360	3403	3469	3554	3608	3718	3827	3964	4238	4514	4788	5336	322	153
113.0#	\$ 3450	\$ 3493	\$ 3559	\$ 3644	\$ 3697	\$ 3806	\$ 3915	\$ 4054	\$ 4327	\$ 4602	\$ 4878	\$ 5427	\$ 322	\$ 153
113.0#	3450	3493	3559	3644	3697	3806	3915	4054	4327	4602	4878	5427	322	153
113.0#	\$ 3360	\$ 3403	\$ 3469	\$ 3554	\$ 3608	\$ 3718	\$ 3827	\$ 3964	\$ 4238	\$ 4514	\$ 4788	\$ 5336	\$ 322	\$ 153
113.0#	3360	3403	3469	3554	3608	3718	3827	3964	4238	4514	4788	5336	322	153
113.0#	\$ 3450	\$ 3493	\$ 3559	\$ 3644	\$ 3697	\$ 3806	\$ 3915	\$ 4054	\$ 4327	\$ 4602	\$ 4878	\$ 5427	\$ 322	\$ 153
113.0#	3450	3493	3559	3644	3697	3806	3915	4054	4327	4602	4878	5427	322	153

Options

Additional options may be ordered.
Add /xx to the end of the model number and upcharge.

Trendelenberg
/TM and \$174

Monitor Arm
/LFMA - Left facing and \$749
/RFMA - Right facing and \$749

If monitor arm is selected, a tablet on same side cannot be selected.

C.O.M. Requirements

C.O.M. yardage requirements listed above are based on plain goods 54" wide. If less than 54" wide or fabrics requiring matching (stripes, plaids, prints, large patterns), additional yardage will be needed. Consult C.O.M. matrix on the Ordering C.O.M. and C.O.L. page for additional yardage needed. For C.O.M. fabric sent to KI-High Point on multiple rolls, add an additional yard of

fabric per roll to the yardage requirements.

C.O.L. Requirements

Figure 18 sq. ft. of leather (C.O.L.) for each yard shown (i.e., 4.75 x 18 = 85.5 sq. ft.).

Contrasting Upholstery

When contrasting fabric is chosen, price at highest in-grade.

Minimum Fabric/Leather Quantity

Minimum order for fabric is 1 yard. Minimum order for leather is 1 hide (approximately 50 sq. ft.).

California TB133 Fire Safety Code

The above seating products can be manufactured using the appropriate flame-retardant materials and fabric selections for compliance to California Technical Bulletin 133. Add "FR" to end of model number and add upcharge. Please contact KI customer service for fabric compliance. Not available with moisture barrier. Nano-Tex treatments

can be used when TB133 is required.

Construction

Frame constructed of kiln-dried lumber and laminated hardwood plywood. Exposed wood components finished with catalyzed varnish (specify finish when ordering). Tight seat constructed with universal 7.5-gauge sinuous wire springs. Tight back sprung with stretch strap webbing stapled into position. Multiple densities of polyurethane foam covered with a layer of .75 super soft foam. Seats, backs and arms are field replaceable. Mechanism chassis is of 2" x 1" 14-gauge rectangular steel tube frame welded at all member connection and powder coated to seal frame.

Options

SR cannot be manufactured without casters and pushbar.

Pushbar standard.

SPECIAL SERVICES

Special Carton Marking

With specially marked information N/C

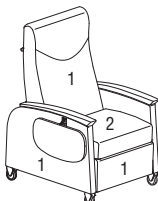
Shipping

Shipped **assembled freight prepaid f.o.b. High Point, North Carolina 27263** factory. Freight class #250.

Specifications and prices are subject to change without prior notice.

Soltice®

Recliner

			MODEL NUMBER									
	Features	COM	Basic Model	Non-Contrast or Fabric Contrast 1	Fabric Contrast 2	I.V. Pole	Catheter Attachment	Magazine Rack	Arm Cap	Wood Finish	Veneer Color	
SORL	Left facing	5.5 yd	SR/NC/LFT/VT	□□□□		□□□□	□□□	□□□	□□□	□□□	□□□	
	Right facing	5.5 yd	SR/NC/RFT/VT	□□□□		□□□□	□□□	□□□	□□□	□□□	□□□	
Recliner (w/ Veneer Side Articulating Tablet) - Non-contrast												
	Left facing		SR/FC/LFT/VT	□□□□	□□□□	□□□□	□□□	□□□	□□□	□□□		
	Right facing		SR/FC/RFT/VT	□□□□	□□□□	□□□□	□□□	□□□	□□□	□□□	□□□	
						</						

A

B

C

D

E

F

G

H

I

HOW TO ORDER

Indicate the following information on order form:

1. Quantity of each item.
2. Model number, including options. See "How To Build a Model Number".
3. Any special service required.

Note: • The □ indicates that a choice is required.

- The absence of the □ indicates that no choice is required.
- Alpha-numeric characters in place of □ indicate that no other alternatives are available.

HOW TO BUILD A MODEL NUMBER

A Select basic model.

B Select non-contrast or fabric contrast 1.
Refer to color addendum at ki.com or KI Fabrics & Finishes binder.

C Select fabric contrast 2.
Refer to color addendum at ki.com or KI Fabrics & Finishes binder.

D Select I.V. pole (facing).
NS - No pole
LFFIV - Left front facing; add \$315
LRFIV - Left facing-rear; add \$315
RFFIV - Right facing-front; add \$315
RRFIV - Right facing-rear; add \$315
 If top articulating table is specified, table, I.V. pole and/or catheter bag attachment must all be specified in unique locations.

E Select catheter bag attachment. (specified facing chair)
NCA - No catheter attachment

LFCA - Left front facing; add \$50
LRCA - Left facing-rear; add \$50
RFCA - Right facing-front; add \$50
RRCA - Right facing-rear; add \$50

If top articulating table is specified, table, I.V. pole and/or catheter bag attachment must all be specified in unique locations.

F Select magazine rack.

NMR - No rack
LFM - Left side rack; add \$210
RFM - Right side rack; add \$210

Magazine rack fabric will match arm fabric selection (Fabric Contrast 1).
 C.O.M. = .5 yd

G Select arm option.

WAC - Wood armcaps
PAC - Black poly (pair); add \$183

H Select wood finish color.
 Refer to color addendum at ki.com or KI Fabrics & Finishes binder.
 For Kensington Maple add upcharge.

I Select veneer color.
 Refer to color addendum at ki.com or KI Fabrics & Finishes binder.

INFORMATION

Moisture Barrier \$153
 TB133 \$322

Kensington Maple Upcharge

Kensington Maple requires extended leadtimes.

Model: Soltice® Recliners \$11



Approx. Packaged Weight	Grade C.O.M.	Grade C	Grade D	Grade E & C.O.L.	Grade F	Grade G	Grade H	Grade I	Grade J	Grade K	Grade L Leather	Grade M Leather	TB133 add to list price	Moisture Barrier add to list price
113.0#	\$ 3360	\$ 3403	\$ 3469	\$ 3554	\$ 3608	\$ 3718	\$ 3827	\$ 3964	\$ 4238	\$ 4514	\$ 4788	\$ 5336	\$ 322	\$ 153
113.0#	3360	3403	3469	3554	3608	3718	3827	3964	4238	4514	4788	5336	322	153
113.0#	\$ 3450	\$ 3493	\$ 3559	\$ 3644	\$ 3697	\$ 3806	\$ 3915	\$ 4054	\$ 4327	\$ 4602	\$ 4878	\$ 5427	\$ 322	\$ 153
113.0#	3450	3493	3559	3644	3697	3806	3915	4054	4327	4602	4878	5427	322	153
113.0#	\$ 3360	\$ 3403	\$ 3469	\$ 3554	\$ 3608	\$ 3718	\$ 3827	\$ 3964	\$ 4238	\$ 4514	\$ 4788	\$ 5336	\$ 322	\$ 153
113.0#	3360	3403	3469	3554	3608	3718	3827	3964	4238	4514	4788	5336	322	153
113.0#	\$ 3450	\$ 3493	\$ 3559	\$ 3644	\$ 3697	\$ 3806	\$ 3915	\$ 4054	\$ 4327	\$ 4602	\$ 4878	\$ 5427	\$ 322	\$ 153
113.0#	3450	3493	3559	3644	3697	3806	3915	4054	4327	4602	4878	5427	322	153

Options

Additional options may be ordered.
Add /xx to the end of the model number and upcharge.

Trendelenberg
/TM and \$174

Monitor Arm
/LFMA - Left facing and \$749
/RFMA - Right facing and \$749

If monitor arm is selected, a tablet on same side cannot be selected.

C.O.M. Requirements

C.O.M. yardage requirements listed above are based on plain goods 54" wide. If less than 54" wide or fabrics requiring matching (stripes, plaids, prints, large patterns), additional yardage will be needed. Consult C.O.M. matrix on the Ordering C.O.M. and C.O.L. page for additional yardage needed. For C.O.M. fabric sent to KI-High Point on multiple rolls, add an additional yard of

fabric per roll to the yardage requirements.

C.O.L. Requirements

Figure 18 sq. ft. of leather (C.O.L.) for each yard shown (i.e., 4.75 x 18 = 85.5 sq. ft.).

Contrasting Upholstery

When contrasting fabric is chosen, price at highest in-grade.

Minimum Fabric/Leather Quantity

Minimum order for fabric is 1 yard. Minimum order for leather is 1 hide (approximately 50 sq. ft.).

California TB133 Fire Safety Code

The above seating products can be manufactured using the appropriate flame-retardant materials and fabric selections for compliance to California Technical Bulletin 133. Add "FR" to end of model number and add upcharge. Please contact KI customer service for fabric compliance. Not available with moisture barrier. Nano-Tex treatments

can be used when TB133 is required.

Construction

Frame constructed of kiln-dried lumber and laminated hardwood plywood. Exposed wood components finished with catalyzed varnish (specify finish when ordering). Tight seat constructed with universal 7.5-gauge sinuous wire springs. Tight back sprung with stretch strap webbing stapled into position. Multiple densities of polyurethane foam covered with a layer of .75 super soft foam. Seats, backs and arms are field replaceable. Mechanism chassis is of 2" x 1" 14-gauge rectangular steel tube frame welded at all member connection and powder coated to seal frame.

Options

SR cannot be manufactured without casters and pushbar.

Pushbar standard.

SPECIAL SERVICES

Special Carton Marking

With specially marked information N/C

Shipping

Shipped **assembled freight prepaid f.o.b. High Point, North Carolina 27263** factory. Freight class #250.

Specifications and prices are subject to change without prior notice.

Soltice®

Recliner Replacement Parts

			MODEL NUMBER				Approx. Packaged Weight Delivered Pricing	
			Basic Model	Non-Contrast or Fabric Contrast 1	Arm Cap	Wood Finish		
SORP	Replacement Back	2 yd	SRRBK	□□□□			8.0#	N/A
SORP	Replacement Seat Cover Only	1.5 yd	SRRSC	□□□□			2.0#	N/A
	• Uph. cover							
SORP	Replacement Arm	2.5 yd	SRRCA/LF	□□□□	□□□	□□□	12.0#	N/A
	• Includes armcap	2.5 yd	SRRCA/RF	□□□□	□□□	□□□	12.0#	N/A
SORP	Replacement Arm Caps		SRRAC		□□□	□□□	3.0#	\$ 307
	• Set of 2							
SORP	Replacement Footrest	.5 yd	SRRFT	□□□□			3.0#	N/A
	• Includes hardware							
HRDPT	Replacement Med Caster Kit		RETRO.MEDCASTER				7.0#	\$ 242
	Includes:							
	• (2) Med caster locking casters							
	• (2) Med caster non-locking casters							
	• (8) Hex nuts, (4) lock washers							
	• (1) Small tube of Loc-Tite							
			A	B	C	D		

HOW TO ORDER

Indicate the following information on order form:

- Quantity of each item.
- Model number, including options. See “How To Build a Model Number”.
- Any special service required.

Note:

- The □ indicates that a choice is required.
- The absence of the □ indicates that no choice is required.
- Alpha-numeric characters in place of □ indicate that no other alternatives are available.

HOW TO BUILD A MODEL NUMBER

- A** Select basic model.
- B** Select non-contrast or fabric contrast 1. Refer to color addendum at ki.com or KI Fabrics & Finishes binder.
- C** Select arm option.

WAC

PAC

- Wood (standard)

- Black poly (pair); add \$183
- D** Select wood finish color. Refer to color addendum at ki.com or KI Fabrics & Finishes binder. For Kensington Maple add upcharge.

KENSINGTON MAPLE UPCHARGE

Kensington Maple requires extended leadtimes.

Model	
SRRCA	\$25 (per arm)
SRRAC	\$25

INFORMATION

C.O.M. Requirements
C.O.M. yardage requirements listed above are based on plain goods 54" wide. If less than 54" wide or fabrics requiring matching (stripes, plaids, prints, large patterns), additional yardage will be needed. Consult C.O.M. matrix on the Ordering C.O.M. and C.O.L. page for additional yardage needed. For C.O.M. fabric sent to KI-High Point on multiple rolls, add an additional yard of fabric per roll to the yardage requirements.

C.O.L. Requirements
Figure 18 sq. ft. of leather (C.O.L.) for each yard shown (i.e., 4.75 x 18 = 85.5 sq. ft.).

Contrasting Upholstery
When contrasting fabric is chosen, price at highest in-grade.

California TB133 Fire Safety Code
The above seating products can be manufactured using the appropriate flame-



Grade C.O.M.	Grade C	Grade D	Grade E & C.O.L.	Grade F	Grade G	Grade H	Grade I	Grade J	Grade K	Grade L Leather	Grade M Leather	TB133 add to list price	Moisture Barrier add to list price
\$ 931	\$ 947	\$ 971	\$ 1002	\$ 1020	\$ 1062	\$ 1101	\$ 1151	\$ 1251	\$ 1351	\$ 1450	\$ 1650	\$ 140	\$ 114
\$ 421	\$ 432	\$ 449	\$ 474	\$ 487	\$ 517	\$ 547	\$ 585	\$ 659	\$ 734	\$ 810	\$ 958	\$ 114	\$ 95
\$ 651	\$ 669	\$ 702	\$ 737	\$ 763	\$ 812	\$ 862	\$ 924	\$ 1047	\$ 1174	\$ 1297	\$ 1550	\$ 166	\$ 140
651	669	702	737	763	812	862	924	1047	1174	1297	1550	166	140
												N/A	N/A
\$ 262	\$ 265	\$ 270	\$ 278	\$ 284	\$ 294	\$ 303	\$ 316	\$ 342	\$ 365	\$ 390	\$ 440	\$ 76	\$ 63
												N/A	N/A

retardant materials and fabric selections for compliance to California Technical Bulletin 133. Add "FR" to end of model number and add upcharge. Please contact KI customer service for fabric compliance. Not available with moisture barrier. Nano-Tex treatments can be used when TB133 is required.

SPECIAL SERVICES

Special Carton Marking

With specially marked information N/C




Shipping

Shipped **k.d. freight prepaid f.o.b. High Point, North Carolina 27263** factory. Freight class #70.

Specifications and prices are subject to change without prior notice.

Soltice®

Patient Chair

	MODEL	Features	COM	MODEL NUMBER							
				Basic Model	Non-Contrast or Fabric Contrast 1	Fabric Contrast 2	Wood Finish	Arm Cap	Fire Code	Moisture Barrier	
 SOPC	Patient Chair (Open Arm) • 1 = Back (Fabric Contrast 1) C.O.M. = 2.25 yd • 2 = Seat (Fabric Contrast 2) C.O.M. = 1.5 yd	Non-contrast	3.5 yd	SOP/NC	□□□□		□□□	□□□	□□□	□□□	
		Contrast		SOP/FC	□□□□	□□□□	□□□	□□□	□□□	□□□	
 SOPC	Patient Chair (Closed Arm) • 1 = Back and arms (Fabric Contrast 1) C.O.M. = 4 yd • 2 = Seat (Fabric Contrast 2) C.O.M. = 1.5 yd	Non-contrast	5 yd	SPP/NC	□□□□		□□□	□□□	□□□	□□□	
		Contrast		SPP/FC	□□□□	□□□□	□□□	□□□	□□□	□□□	
 SMPC	Motion Patient Chair (Closed Arm) • 1 = Back and arms (Fabric Contrast 1) C.O.M. = 3.5 yd • 2 = Seat (Fabric Contrast 2) C.O.M. = 1.5 yd	Non-contrast	3.75 yd	SPX/NC	□□□□		□□□	□□□	□□□	□□□	
		Contrast		SPX/FC	□□□□	□□□□	□□□	□□□	□□□	□□□	

A

B

C

D

E

F

G

HOW TO ORDER

Indicate the following information on order form:

- Quantity of each item.
- Model number, including options. See "How To Build a Model Number".
- Any special service required.

Note: • The □ indicates that a choice is required.

- The absence of the □ indicates that no choice is required.
- Alpha-numeric characters in place of □ indicate that no other alternatives are available.

HOW TO BUILD A MODEL NUMBER

- A** Select basic model.

- B** Select non-contrast or fabric contrast 1.
Refer to color addendum at ki.com or KI Fabrics & Finishes binder.

- C** Select fabric contrast 2.
Refer to color addendum at ki.com or KI Fabrics & Finishes binder.

- D** Select wood finish color.
Refer to color addendum at ki.com or KI Fabrics & Finishes binder.
For Kensington Maple add upcharge.

- E** Select arm option.
WAC - Wood armcaps (pair)
PAC - Black poly (pair); add \$160

- F** Select fire code.
NFR - Compliance to TB 117-2013
FR - Compliance to TB 133
 See pricing column for TB133 upcharge.

- G** Select moisture barrier.

NMB - No moisture barrier

MB - Moisture barrier

See pricing column for moisture barrier upcharge.

KENSINGTON MAPLE UPCHARGE

Kensington Maple requires extended leadtimes.

Model	
SOP/NC	\$88
SOP/FC	\$88
SPP/NC	\$82
SPP/FC	\$82
SPX/NC	\$38
SPX/FC	\$38



Approx. Packaged Weight	Grade C.O.M.	Grade C	Grade D	Grade E & C.O.L.	Grade F	Grade G	Grade H	Grade I	Grade J	Grade K	Grade L Leather	Grade M Leather	TB133 add to list price	Moisture Barrier add to list price
80.0#	\$ 1838	\$ 1865	\$ 1904	\$ 1953	\$ 1986	\$ 2050	\$ 2115	\$ 2196	\$ 2359	\$ 2520	\$ 2684	\$ 3006	\$ 182	\$ 73
80.0#	1899	1924	1962	2011	2046	2108	2175	2255	2417	2580	2741	3065	182	73
84.0#	\$ 2062	\$ 2098	\$ 2154	\$ 2220	\$ 2264	\$ 2354	\$ 2443	\$ 2557	\$ 2782	\$ 3005	\$ 3230	\$ 3679	\$ 293	\$ 126
84.0#	2123	2156	2214	2280	2324	2413	2503	2615	2839	3064	3289	3738	293	126
89.0#	\$ 2632	\$ 2660	\$ 2706	\$ 2763	\$ 2797	\$ 2875	\$ 2951	\$ 3044	\$ 3229	\$ 3416	\$ 3605	\$ 3979	\$ 293	\$ 126
89.0#	2691	2720	2766	2822	2860	2934	3009	3102	3287	3476	3663	4038	293	126

INFORMATION

C.O.M. Requirements

C.O.M. yardage requirements listed above are based on plain goods 54" wide. If less than 54" wide or fabrics requiring matching (stripes, plaids, prints, large patterns), additional yardage will be needed. Consult C.O.M. matrix on the Ordering C.O.M. and C.O.L. page for additional yardage needed. For C.O.M. fabric sent to KI-High Point on multiple rolls, add an additional yard of fabric per roll to the yardage requirements.

C.O.L. Requirements

Figure 18 sq. ft. of leather (C.O.L.) for each yard shown (i.e., 4.75 x 18 = 85.5 sq. ft.).

Contrasting Upholstery

When contrasting fabric is chosen, price at highest in-grade.

Minimum Fabric/Leather Quantity

Minimum order for fabric is 1 yard. Minimum order for leather is 1 hide (approx-

mately 50 sq. ft.).

Moisture Barrier

Moisture barrier is applied underneath the fabric cover as a means of protecting the foam. Not available with TB133

California TB133 Fire Safety Code

The above seating products can be manufactured using the appropriate flame-retardant materials and fabric selections for compliance to California Technical Bulletin 133. Please contact KI customer service for fabric compliance. Not available with moisture barrier.

SPECIAL SERVICES

Special Carton Marking

With specially marked information N/C

Shipping

Shipped **assembled unless replacement parts which ship k.d. freight prepaid High Point, North Carolina 27263** factory. Freight class #250.

Specifications and prices are subject to change without prior notice.

Soltice®
Patient Chair Replacement Parts

			MODEL NUMBER						Approx. Packaged Weight
			Basic Model	Non-Contrast or Fabric Contrast 1	Wood Finish	Arm Cap	Fire Code	Moisture Barrier	
MODEL	COM								
SORP	Patient Chair Replacement Back	2.25 yd	SRPBK	□□□□			□□□	□□□	8.0#
SORP	Patient Chair Replacement Seat	1.5 yd	SRPST	□□□□			□□□	□□□	15.0#
SORP	Patient Chair Replacement Open Arm		SRPOA/LF		□□□	□□□			10.0#
	• Includes armcap		SRPOA/RF		□□□	□□□			10.0#
SORP	Patient Chair Replacement Closed Arm	2 yd per arm	SRPCA/LF	□□□□	□□□	□□□	□□□	□□□	12.0#
	• Includes armcap	2 yd per arm	SRPCA/RF	□□□□	□□□	□□□	□□□	□□□	12.0#
SORP	Patient Chair Replacement Armcaps		SRPAC		□□□	□□□			3.0#
	• Set of 2								
SORP	Motion Patient Chair Replacement Back	2 yd	SRMBC	□□□□			□□□	□□□	8.0#
SORP	Motion Patient Chair Replacement Seat	1.5 yd	SRMSC	□□□□			□□□	□□□	3.0#
	• Uph. cover only								
SORP	Motion Patient Chair Replacement Arm	2.5 yd	SRMCA/LF	□□□□	□□□	□□□	□□□	□□□	12.0#
	• Includes armcap	2.5 yd	SRMCA/RF	□□□□	□□□	□□□	□□□	□□□	12.0#
			A	B	C	D	E	F	

HOW TO ORDER

Indicate the following information on order form:

- Quantity of each item.
- Model number, including options. See “How To Build a Model Number”.
- Any special service required.

Note:

- The □ indicates that a choice is required.
- The absence of the □ indicates that no choice is required.
- Alpha-numeric characters in place of □ indicate that no other alternatives are available.

HOW TO BUILD A MODEL NUMBER

See pricing column for moisture barrier upcharge.

- A** Select basic model.
- B** Select non-contrast or fabric contrast 1.
Refer to color addendum at ki.com or KI Fabrics & Finishes binder.
- C** Select wood finish color.
Refer to color addendum at ki.com or KI Fabrics & Finishes binder.
For Kensington Maple add upcharge.
- D** Select arm option.
WAC - Wood armcaps (pair)
PAC - Black poly (pair); add \$160
- E** Select fire code.
NFR - Compliance to TB 117-2013
FR - Compliance to TB 133
See pricing column for TB133 upcharge.
- F** Select moisture barrier.
NMB - No moisture barrier
MB - Moisture barrier

KENSINGTON MAPLE UPCHARGE

Kensington Maple requires extended leadtimes.

Model

SRPOA/(FR/LF)	\$46
SRPCA/(RF/LF)	\$11
SRPAC	\$11 (each)
SRMCA/(RF/LF)	\$11 (each)



Delivered Pricing	Grade C.O.M.	Grade C	Grade D	Grade E & C.O.L.	Grade F	Grade G	Grade H	Grade I	Grade J	Grade K	Grade L Leather	Grade M Leather	TB133 add to list price	Moisture Barrier add to list price
N/A	\$ 823	\$ 837	\$ 863	\$ 893	\$ 912	\$ 953	\$ 992	\$ 1042	\$ 1142	\$ 1243	\$ 1341	\$ 1540	\$ 97	\$ 43
N/A	\$ 808	\$ 819	\$ 836	\$ 859	\$ 872	\$ 905	\$ 932	\$ 970	\$ 1045	\$ 1122	\$ 1196	\$ 1345	\$ 73	\$ 33
\$ 505													N/A	N/A
505													N/A	N/A
N/A	\$ 796	\$ 812	\$ 837	\$ 867	\$ 887	\$ 927	\$ 967	\$ 1016	\$ 1117	\$ 1216	\$ 1316	\$ 1515	\$ 61	\$ 26
N/A	796	812	837	867	887	927	967	1016	1117	1216	1316	1515	61	26
\$ 323													N/A	N/A
N/A	\$ 414	\$ 431	\$ 455	\$ 485	\$ 505	\$ 543	\$ 585	\$ 634	\$ 734	\$ 834	\$ 932	\$ 1133	\$ 97	\$ 43
N/A	\$ 353	\$ 360	\$ 374	\$ 388	\$ 398	\$ 417	\$ 438	\$ 462	\$ 511	\$ 562	\$ 613	\$ 713	\$ 73	\$ 33
N/A	\$ 796	\$ 812	\$ 837	\$ 867	\$ 887	\$ 927	\$ 967	\$ 1016	\$ 1117	\$ 1216	\$ 1316	\$ 1515	\$ 61	\$ 26
N/A	796	812	837	867	887	927	967	1016	1117	1216	1316	1515	61	26

INFORMATION

C.O.M. Requirements

C.O.M. yardage requirements listed above are based on plain goods 54" wide. If less than 54" wide or fabrics requiring matching (stripes, plaids, prints, large patterns), additional yardage will be needed. Consult C.O.M. matrix on the Ordering C.O.M. and C.O.L. page for additional yardage needed. For C.O.M. fabric sent to KI-High Point on multiple rolls, add an additional yard of fabric per roll to the yardage requirements.

C.O.L. Requirements

Figure 18 sq. ft. of leather (C.O.L.) for each yard shown (i.e., 4.75 x 18 = 85.5 sq. ft.).

Moisture Barrier

Moisture barrier is applied underneath the fabric cover as a means of protecting the foam. Not available with TB133

California TB133 Fire Safety Code

The above seating products can be

manufactured using the appropriate flame-retardant materials and fabric selections for compliance to California Technical Bulletin 133. Please contact KI customer service for fabric compliance. Not available with moisture barrier.

SPECIAL SERVICES

Special Carton Marking

With specially marked information N/C



Shipping

Shipped **assembled unless replacement parts which ship k.d. freight prepaid High Point, North Carolina 27263** factory. Freight class #70.

Specifications and prices are subject to change without prior notice.

Soltice®

Bariatric

				MODEL NUMBER								
	MODEL	Features	COM	Basic Model	Non-Contrast or Fabric Contrast 1	Fabric Contrast 2	Wood Finish	Arm Cap	Fire Code	Moisture Barrier		
	Bariatric Chair (Open Arm) • 1 = Back (Fabric Contrast 1) C.O.M. = 2.25 yd • 2 = Seat (Fabric Contrast 2) C.O.M. = 2.5 yd	Non-contrast	4.75 yd	SOCL/NC	□□□□		□□□	□□□	□□□	□□□		
		Contrast		SOCL/FC	□□□□	□□□□	□□□	□□□	□□□	□□□		
SOBS												
	Bariatric Chair (Closed Arm) • 1 = Back and arms (Fabric Contrast 1) C.O.M. = 4.25 yd • 2 = Seat (Fabric Contrast 2) C.O.M. = 2.5 yd	Non-contrast	6.25 yd	SPCL/NC	□□□□		□□□	□□□	□□□	□□□		
		Contrast		SPCL/FC	□□□□	□□□□	□□□	□□□	□□□	□□□		
				A	B	C	D	E	F	G		

HOW TO ORDER

Indicate the following information on order form:

1. Quantity of each item.
2. Model number, including options. See "How To Build a Model Number".
3. Any special service required.

Note: • The □ indicates that a choice is required.

- The absence of the □ indicates that no choice is required.
- Alpha-numeric characters in place of □ indicate that no other alternatives are available.

HOW TO BUILD A MODEL NUMBER

A Select basic model.

B Select non-contrast or fabric contrast 1.
Refer to color addendum at ki.com or KI Fabrics & Finishes binder.

C Select fabric contrast 2.
Refer to color addendum at ki.com or KI Fabrics & Finishes binder.

D Select wood finish color.
Refer to color addendum at ki.com or KI Fabrics & Finishes binder.
For Kensington Maple add upcharge.

E Select arm option.
WAC - Wood armcaps (pair)
PAC - Black poly (pair); add \$160

F Select fire code.
NFR - Compliance to TB 117-2013
FR - Compliance to TB 133
 See pricing column for TB133 upcharge.

G Select moisture barrier.

NMB - No moisture barrier

MB - Moisture barrier

See pricing column for moisture barrier upcharge.

KENSINGTON MAPLE UPCHARGE

Kensington Maple requires extended leadtimes.

Model	
SOCL/NC	\$166
SOCL/FC	\$166
SPCL/NC	\$38
SPCL/FC	\$38



Approx. Packaged Weight	Grade C.O.M.	Grade C	Grade D	Grade E & C.O.L.	Grade F	Grade G	Grade H	Grade I	Grade J	Grade K	Grade L Leather	Grade M Leather	TB133 add to list price	Moisture Barrier add to list price
68.0#	\$ 2801	\$ 2833	\$ 2879	\$ 2934	\$ 2970	\$ 3048	\$ 3123	\$ 3218	\$ 3402	\$ 3588	\$ 3776	\$ 4150	\$ 417	\$ 189
68.0#	2865	2891	2938	2995	3032	3105	3181	3275	3460	3648	3834	4211	417	189
68.0#	\$ 3018	\$ 3062	\$ 3134	\$ 3221	\$ 3278	\$ 3393	\$ 3505	\$ 3649	\$ 3936	\$ 4224	\$ 4509	\$ 5084	\$ 499	\$ 234
68.0#	3079	3123	3193	3279	3336	3451	3564	3708	3996	4283	4569	5145	499	234

INFORMATION

C.O.M. Requirements

C.O.M. yardage requirements listed above are based on plain goods 54" wide. If less than 54" wide or fabrics requiring matching (stripes, plaids, prints, large patterns), additional yardage will be needed. Consult C.O.M. matrix on the Ordering C.O.M. and C.O.L. page for additional yardage needed. For C.O.M. fabric sent to KI-High Point on multiple rolls, add an additional yard of fabric per roll to the yardage requirements.

C.O.L. Requirements

Figure 18 sq. ft. of leather (C.O.L.) for each yard shown (i.e., 4.75 x 18 = 85.5 sq. ft.).

Contrasting Upholstery

When contrasting fabric is chosen, price at highest in-grade.

Minimum Fabric/Leather Quantity

Minimum order for fabric is 1 yard. Minimum order for leather is 1 hide (approx-

mately 50 sq. ft.).

Moisture Barrier

Moisture barrier is applied underneath the fabric cover as a means of protecting the foam. Not available with TB133

California TB133 Fire Safety Code

The above seating products can be manufactured using the appropriate flame-retardant materials and fabric selections for compliance to California Technical Bulletin 133. Please contact KI customer service for fabric compliance. Not available with moisture barrier.

Construction

CONSTRUCTION - LOUNGE & BARIATRIC

Frame Constructed of kiln-dried lumber and laminated hardwood plywood. Exposed wood components finished with catalyzed varnish (specify finish when ordering). Tight seat constructed with universal 7.5-gauge sinuous wire springs. Tight back sprung

with stretch strap webbing stapled into position. Multiple densities of polyurethane foam covered with a layer of .75 super soft foam. Seats, backs and arms are field replaceable.

SPECIAL SERVICES

Special Carton Marking

With specially marked information N/C

Shipping

Shipped **assembled unless replacement parts which ship k.d. freight prepaid High Point, North Carolina 27263** factory. Freight class #250.

Specifications and prices are subject to change without prior notice.

Soltice®

Bariatric Replacement Parts

		COM	MODEL NUMBER						Approx. Packaged Weight Delivered Pricing	
			Basic Model	Non-Contrast or Fabric Contrast 1	Wood Finish	Arm Cap	Fire Code	Moisture Barrier		
SORP	Replacement Back	2.25 yd	SRBBK	□□□□			□□□	□□□	25.0#	N/A
SORP	Replacement Seat (Open Arm)	2.5 yd	SRBST	□□□□			□□□	□□□	35.0#	N/A
SORP	Replacement Seat (Closed Arm)	2 yd	SRBSC	□□□□	□□□		□□□	□□□	35.0#	N/A
SORP	Replacement Arm (Open Arm) • Includes armcap		SRBOA/LF		□□□	□□□			15.0#	\$ 473
			SRBOA/RF		□□□	□□□			15.0#	473
SORP	Replacement Arm (Closed Arm) • Includes armcap	2.5 yd	SRBCA/LF	□□□□	□□□	□□□	□□□	□□□	35.0#	N/A
		2.5 yd	SRBCA/RF	□□□□	□□□	□□□	□□□	□□□	35.0#	N/A
SORP	Replacement Armcaps • Set of 2		SRBAC		□□□	□□□			12.0#	\$ 329

A

B

C

D

E

F

HOW TO ORDER

Indicate the following information on order form:

- Quantity of each item.
- Model number, including options. See “How To Build a Model Number”.
- Any special service required.

Note:

- The □ indicates that a choice is required.
- The absence of the □ indicates that no choice is required.
- Alpha-numeric characters in place of □ indicate that no other alternatives are available.

HOW TO BUILD A MODEL NUMBER

- A

Select basic model.
- B

Select non-contrast or fabric contrast 1.
Refer to color addendum at [ki.com](#) or KI Fabrics & Finishes binder.
- C

Select wood finish color.
Refer to color addendum at [ki.com](#) or KI Fabrics & Finishes binder.
For Kensington Maple add upcharge.
- D

Select arm option.

WAC

- Wood armcaps (pair)

PAC

- Black poly (pair); add \$160

E

Select fire code.

NFR

- Compliance to TB 117-2013

FR

- Compliance to TB 133

See pricing column for TB133 upcharge.

F

Select moisture barrier.

NMB

- No moisture barrier

MB

- Moisture barrier

See pricing column for moisture barrier upcharge.

KENSINGTON MAPLE UPCHARGE

Kensington Maple requires extended leadtimes.

Model

SRBOA/(FR/LF)	\$46
SRBCA/(RF/LF)	\$11
SRBAC	\$11 (each)



Grade C.O.M.	Grade C	Grade D	Grade E & C.O.L.	Grade F	Grade G	Grade H	Grade I	Grade J	Grade K	Grade L Leather	Grade M Leather	TB133 add to list price	Moisture Barrier add to list price
\$ 877	\$ 889	\$ 910	\$ 936	\$ 954	\$ 989	\$ 1022	\$ 1068	\$ 1153	\$ 1243	\$ 1330	\$ 1505	\$ 195	\$ 89
\$ 1030	\$ 1042	\$ 1068	\$ 1097	\$ 1119	\$ 1158	\$ 1197	\$ 1247	\$ 1346	\$ 1446	\$ 1546	\$ 1745	\$ 195	\$ 100
\$ 1030	\$ 1042	\$ 1068	\$ 1097	\$ 1119	\$ 1158	\$ 1197	\$ 1247	\$ 1346	\$ 1446	\$ 1546	\$ 1745	\$ 195	\$ 100
												N/A	N/A
												N/A	N/A
\$ 719	\$ 737	\$ 770	\$ 808	\$ 832	\$ 882	\$ 930	\$ 994	\$ 1119	\$ 1244	\$ 1367	\$ 1619	\$ 230	\$ 102
719	737	770	808	832	882	930	994	1119	1244	1367	1619	230	102
												N/A	N/A

INFORMATION

C.O.M. Requirements

C.O.M. yardage requirements listed above are based on plain goods 54" wide. If less than 54" wide or fabrics requiring matching (stripes, plaids, prints, large patterns), additional yardage will be needed. Consult C.O.M. matrix on the Ordering C.O.M. and C.O.L. page for additional yardage needed. For C.O.M. fabric sent to KI-High Point on multiple rolls, add an additional yard of fabric per roll to the yardage requirements.

C.O.L. Requirements

Figure 18 sq. ft. of leather (C.O.L.) for each yard shown (i.e., 4.75 x 18 = 85.5 sq. ft.).

Contrasting Upholstery

When contrasting fabric is chosen, price at highest in-grade.

Moisture Barrier

Moisture barrier is applied underneath the fabric cover as a means of protecting the

foam. Not available with TB133

California TB133 Fire Safety Code

The above seating products can be manufactured using the appropriate flame-retardant materials and fabric selections for compliance to California Technical Bulletin 133. Please contact KI customer service for fabric compliance. Not available with moisture barrier.

SPECIAL SERVICES

Special Carton Marking

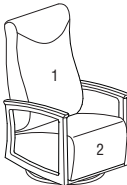
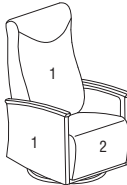
With specially marked information N/C

Shipping

Shipped **assembled unless replacement parts which ship k.d. freight prepaid High Point, North Carolina 27263** factory. Freight class #70.

Specifications and prices are subject to change without prior notice.

Soltice®
Glider

				MODEL NUMBER							
				Basic Model	Non-Contrast or Fabric Contrast 1	Fabric Contrast 2	Wood Finish	Arm Cap	Fire Code	Moisture Barrier	
MODEL	Features	COM									
	Glider (Open Arm)	Non-contrast	3.5 yd	SOG/NC	□□□□		□□□	□□□	□□□	□□□	
	• 1 = Back (Fabric Contrast 1) C.O.M. = 2.25 yd	Contrast		SOG/FC	□□□□	□□□□	□□□	□□□	□□□	□□□	
	• 2 = Seat (Fabric Contrast 2) C.O.M. = 1.5 yd										
SOG											
	Glider (Closed Arm)	Non-contrast	5 yd	SPG/NC	□□□□		□□□	□□□	□□□	□□□	
	• 1 = Back and arms (Fabric Contrast 1) C.O.M. = 4 yd	Contrast		SPG/FC	□□□□	□□□□	□□□	□□□	□□□	□□□	
	• 2 = Seat (Fabric Contrast 2) C.O.M. = 1.5 yd										
SOG											
				A	B	C	D	E	F	G	

HOW TO ORDER

Indicate the following information on order form:

- Quantity of each item.
- Model number, including options. See “How To Build a Model Number”.
- Any special service required.

Note:

- The □ indicates that a choice is required.
- The absence of the □ indicates that no choice is required.
- Alpha-numeric characters in place of □ indicate that no other alternatives are available.

HOW TO BUILD A MODEL NUMBER

- A** Select basic model.
- B** Select non-contrast or fabric contrast 1.
Refer to color addendum at [ki.com](#) or KI Fabrics & Finishes binder.
- C** Select fabric contrast 2.
Refer to color addendum at [ki.com](#) or KI Fabrics & Finishes binder.
- D** Select wood finish color.
Refer to color addendum at [ki.com](#) or KI Fabrics & Finishes binder.
For Kensington Maple add upcharge.
- E** Select arm option.

WAC

- Wood armcaps (pair)

PAC

- Black poly (pair); add \$160
- F** Select fire code.

NFR

- Compliance to TB 117-2013

FR

- Compliance to TB 133

See pricing column for TB133 upcharge.
- G** Select moisture barrier.

NMB

- No moisture barrier

MB

- Moisture barrier

See pricing column for moisture barrier upcharge.

KENSINGTON MAPLE UPCHARGE

Kensington Maple requires extended leadtimes.

Model	
SOG/NC	\$51
SOG/FC	\$51
SPG/NC	\$25
SPG/FC	\$25



Approx. Packaged Weight	Grade C.O.M.	Grade C	Grade D	Grade E & C.O.L.	Grade F	Grade G	Grade H	Grade I	Grade J	Grade K	Grade L Leather	Grade M Leather	TB133 add to list price	Moisture Barrier add to list price
88.0#	\$ 2665	\$ 2691	\$ 2732	\$ 2781	\$ 2814	\$ 2877	\$ 2944	\$ 3021	\$ 3184	\$ 3347	\$ 3509	\$ 3832	\$ 216	\$ 145
88.0#	2756	2781	2821	2869	2902	2965	3032	3111	3273	3437	3599	3923	216	145
98.0#	\$ 2760	\$ 2793	\$ 2853	\$ 2924	\$ 2970	\$ 3067	\$ 3162	\$ 3280	\$ 3517	\$ 3755	\$ 3993	\$ 4465	\$ 259	\$ 158
98.0#	2846	2883	2944	3014	3061	3154	3250	3370	3607	3843	4082	4553	259	158

INFORMATION

C.O.M. Requirements

C.O.M. yardage requirements listed above are based on plain goods 54" wide. If less than 54" wide or fabrics requiring matching (stripes, plaids, prints, large patterns), additional yardage will be needed. Consult C.O.M. matrix on the Ordering C.O.M. and C.O.L. page for additional yardage needed. For C.O.M. fabric sent to KI-High Point on multiple rolls, add an additional yard of fabric per roll to the yardage requirements.

C.O.L. Requirements

Figure 18 sq. ft. of leather (C.O.L.) for each yard shown (i.e., 4.75 x 18 = 85.5 sq. ft.).

Contrasting Upholstery

When contrasting fabric is chosen, price at highest in-grade.

Minimum Fabric/Leather Quantity

Minimum order for fabric is 1 yard. Minimum order for leather is 1 hide (approx-

mately 50 sq. ft.).

Moisture Barrier

Moisture barrier is applied underneath the fabric cover as a means of protecting the foam. Not available with TB133

California TB133 Fire Safety Code

The above seating products can be manufactured using the appropriate flame-retardant materials and fabric selections for compliance to California Technical Bulletin 133. Please contact KI customer service for fabric compliance. Not available with moisture barrier.

Construction

Models SOG & SPG Frame constructed of kiln-dried lumber and laminated hardwood plywood. Exposed wood components finished with catalyzed varnish (specify finish when ordering). Tight seats constructed with universal 7.5-gauge sinuous wire springs. Tight back sprung with stretch strap webbing stapled into position. Mul-

tiple densities of polyurethane foam covered with a layer of .75 super soft foam. Seats, backs and arms are field replaceable. Metal ring base glider utilizes full 51 ball bearing race at all glide points for smooth operation.

SPECIAL SERVICES

Special Carton Marking

With specially marked information N/C

Shipping

Shipped **assembled unless replacement parts which ship k.d. freight prepaid High Point, North Carolina 27263** factory. Freight class #250.

Specifications and prices are subject to change without prior notice.

Soltice®
Glider Replacement Parts

			MODEL NUMBER						Approx. Packaged Weight Delivered Pricing	
			Basic Model	Non-Contrast or Fabric Contrast 1	Wood Finish	Arm Cap	Fire Code	Moisture Barrier		
SORP	Replacement Back	2.25 yd	SRGBK	□□□□			□□□	□□□	8.0#	N/A
SORP	Replacement Seat	1.5 yd	SRGST	□□□□			□□□	□□□	15.0#	N/A
SORP	Replacement Arm (Open Arm) • Includes armcap		SRGOA/LF		□□□	□□□			10.0#	\$ 796
			SRGOA/RF		□□□	□□□			10.0#	796
SORP	Replacement Arm (Closed Arm) • Includes armcap	2 yd	SRGCA/LF	□□□□	□□□	□□□	□□□	□□□	12.0#	N/A
		2 yd	SRGCA/RF	□□□□	□□□	□□□	□□□	□□□	12.0#	N/A
SORP	Replacement Armcaps • Set of 2		SRGAC		□□□	□□□			3.0#	\$ 323
			A	B	C	D	E	F		

HOW TO ORDER

Indicate the following information on order form:

1. Quantity of each item.
2. Model number, including options. See “How To Build a Model Number”.
3. Any special service required.

Note:

- The □ indicates that a choice is required.
- The absence of the □ indicates that no choice is required.
- Alpha-numeric characters in place of □ indicate that no other alternatives are available.

HOW TO BUILD A MODEL NUMBER

- A** Select basic model.
- B** Select non-contrast or fabric contrast 1.
Refer to color addendum at [ki.com](#) or KI Fabrics & Finishes binder.
- C** Select wood finish color.
Refer to color addendum at [ki.com](#) or KI Fabrics & Finishes binder.
For Kensington Maple add upcharge.
- D** Select arm option.
WAC - Wood armcaps (pair)
PAC - Black poly (pair); add \$160
- E** Select fire code.
NFR - Compliance to TB 117-2013
FR - Compliance to TB 133
See pricing column for TB133 upcharge.
- F** Select moisture barrier.
NMB - No moisture barrier
MB - Moisture barrier

See pricing column for moisture barrier upcharge.

KENSINGTON MAPLE UPCHARGE

Kensington Maple requires extended leadtimes.

Model

SRGOA/(RF/LF)	\$48
SRGCA/(RF/LF)	\$11



Grade C.O.M.	Grade C	Grade D	Grade E & C.O.L.	Grade F	Grade G	Grade H	Grade I	Grade J	Grade K	Grade L Leather	Grade M Leather	TB133 add to list price	Moisture Barrier add to list price
\$ 823	\$ 837	\$ 863	\$ 893	\$ 912	\$ 953	\$ 992	\$ 1042	\$ 1142	\$ 1184	\$ 1341	\$ 1540	\$ 58	\$ 39
\$ 872	\$ 885	\$ 905	\$ 927	\$ 943	\$ 970	\$ 1001	\$ 1039	\$ 1114	\$ 1187	\$ 1264	\$ 1412	\$ 44	\$ 29
												N/A	N/A
												N/A	N/A
\$ 796	\$ 812	\$ 837	\$ 867	\$ 887	\$ 927	\$ 967	\$ 1016	\$ 1117	\$ 1216	\$ 1316	\$ 1515	\$ 58	\$ 39
796	812	837	867	887	927	967	1016	1117	1216	1316	1515	58	39
												N/A	N/A

INFORMATION

C.O.M. Requirements

C.O.M. yardage requirements listed above are based on plain goods 54" wide. If less than 54" wide or fabrics requiring matching (stripes, plaids, prints, large patterns), additional yardage will be needed. Consult C.O.M. matrix on the Ordering C.O.M. and C.O.L. page for additional yardage needed. For C.O.M. fabric sent to KI-High Point on multiple rolls, add an additional yard of fabric per roll to the yardage requirements.

C.O.L. Requirements

Figure 18 sq. ft. of leather (C.O.L.) for each yard shown (i.e., 4.75 x 18 = 85.5 sq. ft.).

Contrasting Upholstery

When contrasting fabric is chosen, price at highest in-grade.

Moisture Barrier

Moisture barrier is applied underneath the fabric cover as a means of protecting the

foam. Not available with TB133

California TB133 Fire Safety Code

The above seating products can be manufactured using the appropriate flame-retardant materials and fabric selections for compliance to California Technical Bulletin 133. Please contact KI customer service for fabric compliance. Not available with moisture barrier.

Construction

Models SOG & SPG Frame constructed of kiln-dried lumber and laminated hardwood plywood. Exposed wood components finished with catalyzed varnish (specify finish when ordering). Tight seats constructed with universal 7.5-gauge sinuous wire springs. Tight back sprung with stretch strap webbing stapled into position. Multiple densities of polyurethane foam covered with a layer of .75 super soft foam. Seats, backs and arms are field replaceable. Metal ring base glider utilizes full 51 ball bearing race at all glide points for smooth operation.

SPECIAL SERVICES

Special Carton Marking

With specially marked information N/C

Shipping

Shipped **assembled unless replacement parts which ship k.d. freight prepaid High Point, North Carolina 27263** factory. Freight class #175.

Specifications and prices are subject to change without prior notice.

Soltice® 1.5

General Information



Soltice® 1.5 Recliner

Dimensions	
Overall width	32-1/8"
Overall depth	35"
Overall height	45"
Seat width	24"
Seat depth	20"
Seat height from floor	20"
Arm height at front of arm (highest point)	25-1/2"



Caster - Locked Position

SPECIFICATIONS

Complimentary Furniture

The following lounge collections offer complimentary furniture that creates continuity and a cohesive look throughout a facility. These complimentary pieces can be found in other sections of the KI price list.

SOLTICE HEATLHCARE SEATING - Soltice Multiple Seating, Soltice Guest Seating, Soltice Lounge Seating, LaResta Day Bed (FDS/SL).

UPHOLSTERY INFORMATION

C.O.M. Fabric

For C.O.M. fabric sent to KI-High Point on multiple rolls, add an additional yard of fabric per roll to the yardage requirement. Multiple rolls have shorter pieces of fabric on them and do not allow nesting and stacking of the fabric to achieve the best yield as is done with one large roll. This results in yardage shortages and requests

for additional fabric from the client, which can delay an order. For each roll that is sent, one yard needs to be added to one of the rolls, not separately.

Fabric Disclaimer

Fabric will be applied as swatched by the fabric manufacturer. Fabric that is required to be applied differently than is swatched will need a Special Cost Request written specifying the direction the fabric is to be applied. The posted standard lead time will apply to the Special Cost Request.

FINISH INFORMATION

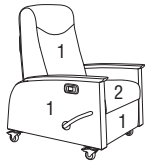
SPECIAL FINISH MATCHES

KI can match special finish requests at an upcharge of \$70 List per item, up to 12 or a maximum charge of \$840 List per order per color. Special finish requests must be sent to your KI customer service representative.

Upon receipt from KI, the finishing department will prepare a "strike-off" which will be sent to the customer for approval.

The approval form accompanying the strike-off should be faxed to your KI customer service representative. Upon receipt of the signed approval form, KI will proceed with the order. Disapproved samples may be sent back to KI directly with an explanation of disapproval. A Special Finish Number (SFN) will be assigned to this finish sample for future reference or reorders





SORL2
Recliner (Closed Arm)

- 1 = Back and arms (Fabric Contrast 1) C.O.M. = 4.5 yd
- 2 = Seat (Fabric Contrast 2) C.O.M. = 1.5 yd

[illegible]

Contrasting Upholstery
When contrasting fabric is chosen, price at highest in-grade.



Grade C.O.M.	Grade C	Grade D	Grade E & C.O.L.	Grade F	Grade G	Grade H	Grade I	Grade J	Grade K	Grade L Leather	Grade M Leather
\$ 3847	\$ 4084	\$ 4156	\$ 4235	\$ 4286	\$ 4389	\$ 4493	\$ 4621	\$ 4881	\$ 5138	\$ 5397	\$ 5915
3935	4173	4243	4324	4374	4478	4581	4711	4969	5229	5486	6005

Minimum Fabric/Leather Quantity

Minimum order for fabric is 1 yard. Minimum order for leather is 1 hide (approximately 50 sq. ft).

Construction

Wood arms and armcaps (field replaceable) constructed of kiln-dried hardwood. Recliner mechanism constructed of flat and tubular steel bolted to wood arms at 16 locations. Ottoman mechanism constructed of 14-gauge steel mounted to chair frame. Back shell is 1" hardwood plywood (7 ply), glued and stapled. Seat shell is 1" hardwood plywood (7 ply). Cushioning of multiple densities of polyurethane foam. Seat and back are field replaceable. Ottoman is field replaceable. Soft touch ottoman release and push/pull handles.

KENSINGTON MAPLE UPCHARGE

Kensington Maple requires extended leadtimes.
Model
Soltice 1.5 Recliner \$11

SPECIAL SERVICES

Special Carton Marking

With specially marked information N/C

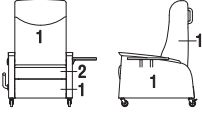
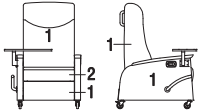
Shipping

Shipped assembled freight prepaid f.o.b. High Point, North Carolina 27263 factory. Freight class #250.

Specifications and prices are subject to change without prior notice.

Soltice® 1.5

Recliner

	Features	COM	MODEL NUMBER									
			Basic Model	Non-Contrast or Fabric Contrast 1	Fabric Contrast 2	I.V. Pole	Catheter Attachment	Magazine Pouch	Arm Cap	Wood Finish	Laminate Color	
SORL2 Recliner (w/ Laminate Side Articulating Tablet) - Non-contrast	Right facing	5.5 yd	SR15/NC/RFT/LT	□□□□		□□□	□□□	□□□	□□□	□□□	□□□	
	Right facing		SR15/FC/RFT/LT	□□□□	□□□	□□□	□□□	□□□	□□□	□□□	□□□	
SORL2 Recliner (w/ Laminate Side Articulating Tablet) - Contrast												
<ul style="list-style-type: none"> 1 = Back, arms and footrest (Fabric Contrast 1) C.O.M. = 4.5 yd 2 = Seat (Fabric Contrast 2) C.O.M. = 1.75 yd 												
SORL2 Recliner (w/ Laminate Top Articulating Tablet) - Non-contrast	Left facing	5.5 yd	SR15/NC/LFRT/LT	□□□□		□□□	□□□	□□□	□□□	□□□	□□□	
	Right facing	5.5 yd	SR15/NC/RFRT/LT	□□□□		□□□	□□□	□□□	□□□	□□□	□□□	
	Left facing		SR15/FC/LFRT/LT	□□□□	□□□	□□□	□□□	□□□	□□□	□□□	□□□	
	Right facing		SR15/FC/RFRT/LT	□□□□	□□□	□□□	□□□	□□□	□□□	□□□	□□□	
SORL2 Recliner (w/ Laminate Top Articulating Tablet) - Contrast												
<ul style="list-style-type: none"> 1 = Back, arms and footrest (Fabric Contrast 1) C.O.M. = 4.5 yd 2 = Seat (Fabric Contrast 2) C.O.M. = 1.75 yd 												

A

B

C

D

E

F

G

H

I

HOW TO ORDER

Indicate the following information on order form:

- Quantity of each item.
- Model number, including options. See "How To Build a Model Number".
- Any special service required.

Note: • The □ indicates that a choice is required.

- The absence of the □ indicates that no choice is required.
- Alpha-numeric characters in place of □ indicate that no other alternatives are available.

HOW TO BUILD A MODEL NUMBER

A Select basic model.

B Select non-contrast or fabric contrast 1.
Refer to color addendum at ki.com or KI Fabrics & Finishes binder.

C Select fabric contrast 2.
Refer to color addendum at ki.com or KI Fabrics & Finishes binder.

D Select I.V. pole (facing).
NS - No pole
LRFIV - Left facing-rear; add \$330
RFFIV - Right facing-front; add \$330
RRFIV - Right facing-rear; add \$330
 If top articulating table is specified, table, I.V. pole and/or catheter bag attachment must all be specified in unique locations. If optional magazine pouch is specified, only Left-facing-rear (LRFIV) or No pole (NS) can be specified.

Left facing = right-handed when seated

Right facing = left-handed when seated

E Select catheter bag attachment hook (facing).

LRCA - Left facing-rear; add \$55
RFCA - Right facing-front; add \$55
RRCA - Right facing-rear; add \$55
NCA - No catheter attachment

If top articulating table is specified, table, I.V. pole and/or catheter bag attachment must all be specified in unique locations.

F Select magazine pouch.
NMR - No magazine pouch
RFP - Right side pouch; add \$210
 Magazine pouch fabric will match arm fabric selection (Fabric Contrast 1).
 C.O.M. = .5 yd

G Select arm option.
WAC - Wood (standard)
PAC - Black poly (pair); add \$167

H Select wood finish color.
 Refer to color addendum at ki.com or KI

Fabrics & Finishes binder.

I Select laminate color.
 Refer to color addendum at ki.com or KI Fabrics & Finishes binder.



Approx. Packaged Weight	Grade C.O.M.	Grade C	Grade D	Grade E & C.O.L.	Grade F	Grade G	Grade H	Grade I	Grade J	Grade K	Grade L Leather	Grade M Leather
155.0#	\$ 4288	\$ 4525	\$ 4598	\$ 4676	\$ 4727	\$ 4831	\$ 4934	\$ 5063	\$ 5324	\$ 5580	\$ 5828	\$ 6356
155.0#	\$ 4376	\$ 4614	\$ 4687	\$ 4767	\$ 4818	\$ 4920	\$ 5023	\$ 5162	\$ 5412	\$ 5669	\$ 5929	\$ 6446
155.0#	\$ 4288	\$ 4525	\$ 4598	\$ 4676	\$ 4727	\$ 4831	\$ 4934	\$ 5063	\$ 5324	\$ 5580	\$ 5828	\$ 6356
155.0#	4288	4525	4598	4676	4727	4831	4934	5063	5324	5580	5828	6356
155.0#	\$ 4376	\$ 4614	\$ 4687	\$ 4767	\$ 4818	\$ 4920	\$ 5023	\$ 5162	\$ 5412	\$ 5669	\$ 5929	\$ 6446
155.0#	4376	4614	4687	4767	4818	4920	5023	5162	5412	5669	5929	6446

INFORMATION

Moisture Barrier \$153

C.O.M. Requirements

C.O.M. yardage requirements listed above are based on plain goods 54" wide. If less than 54" wide or fabrics requiring matching (stripes, plaids, prints, large patterns), additional yardage will be needed. Consult C.O.M. matrix on the Ordering C.O.M. and C.O.L. page for additional yardage needed. For C.O.M. fabric sent to KI-High Point on multiple rolls, add an additional yard of fabric per roll to the yardage requirements.

C.O.L. Requirements

Figure 18 sq. ft. of leather (C.O.L.) for each yard shown (i.e., 4.75 x 18 = 85.5 sq. ft.).

Contrasting Upholstery

When contrasting fabric is chosen, price at highest in-grade.

Minimum Fabric/Leather Quantity

Minimum order for fabric is 1 yard. Minimum order for leather is 1 hide (approximately 50 sq. ft.).

Construction

Wood arms and armcaps (field replaceable) constructed of kiln-dried hardwood. Recliner mechanism constructed of flat and tubular steel bolted to wood arms at 16 locations. Ottoman mechanism constructed of 14-gauge steel mounted to chair frame. Back shell is 1" hardwood plywood (7 ply), glued and stapled. Seat shell is 1" hardwood plywood (7 ply). Cushioning of multiple densities of polyurethane foam. Seat and back are field replaceable. Ottoman is field replaceable. Soft touch ottoman release and push/pull handles.

KENSINGTON MAPLE UPCHARGE

Kensington Maple requires extended leadtimes.

Model

Soltice 1.5 Recliner \$11

SPECIAL SERVICES

Special Carton Marking

With specially marked information N/C

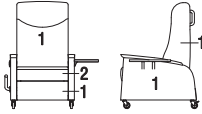
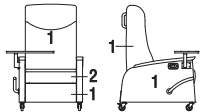
Shipping

Shipped **assembled freight prepaid f.o.b. High Point, North Carolina 27263** factory. Freight class #250.

Specifications and prices are subject to change without prior notice.

Soltice® 1.5

Recliner

			MODEL NUMBER									
	Features	COM	Basic Model	Non-Contrast or Fabric Contrast 1	Fabric Contrast 2	I.V. Pole	Catheter Attach-ment	Magazine Pouch	Arm Cap	Wood Finish	Veneer Color	
SORL2	Right facing	5.5 yd	SR15/NC/RFT/VT	□□□□		□□□	□□□	□□□	□□□	□□□	□□□	
Recliner (w/ Veneer Side Articulating Tablet) - Non-contrast												
	Right facing		SR15/FC/RFT/VT	□□□□	□□□	□□□	□□□	□□□	□□□	□□□	□□□	
Recliner (w/ Veneer Side Articulating Tablet) - Contrast												
• 1 = Back, arms and footrest (Fabric Contrast 1) C.O.M. = 4.5 yd												
• 2 = Seat (Fabric Contrast 2) C.O.M. = 1.75 yd												
SORL2	Left facing	5.5 yd	SR15/NC/LFRT/VT	□□□□		□□□	□□□	□□□	□□□	□□□	□□□	
	Right facing	5.5 yd	SR15/NC/RFRT/VT	□□□□		□□□	□□□	□□□	□□□	□□□	□□□	
Recliner (w/ Veneer Top Articulating Tablet) - Non-contrast												
	Left facing		SR15/FC/LFRT/VT	□□□□	□□□	□□□	□□□	□□□	□□□	□□□	□□□	
	Right facing		SR15/FC/RFRT/VT	□□□□	□□□	□□□	□□□	□□□	□□□	□□□	□□□	
Recliner (w/ Veneer Top Articulating Tablet) - Contrast												
• 1 = Back, arms and footrest (Fabric Contrast 1) C.O.M. = 4.5 yd												
• 2 = Seat (Fabric Contrast 2) C.O.M. = 1.75 yd												
				A	B	C	D	E	F	G	H	I

HOW TO ORDER

Indicate the following information on order form:

- Quantity of each item.
- Model number, including options. See "How To Build a Model Number".
- Any special service required.

Note: • The □ indicates that a choice is required.

- The absence of the □ indicates that no choice is required.
- Alpha-numeric characters in place of □ indicate that no other alternatives are available.

HOW TO BUILD A MODEL NUMBER

A Select basic model.

B Select non-contrast or fabric contrast 1.
Refer to color addendum at ki.com or KI Fabrics & Finishes binder.

C Select fabric contrast 2.
Refer to color addendum at ki.com or KI Fabrics & Finishes binder.

D Select I.V. pole (facing).
NS - No pole
LRFIV - Left facing-rear; add \$330
RFFIV - Right facing-front; add \$330
RRFIV - Right facing-rear; add \$330
 If top articulating table is specified, table, I.V. pole and/or catheter bag attachment must all be specified in unique locations. If optional magazine pouch is specified, only Left-facing-rear (LRFIV) or No pole (NS) can be specified.

Left facing = right-handed when seated

Right facing = left-handed when seated

E Select catheter bag attachment hook (facing).

LRCA - Left facing-rear; add \$55
RFCA - Right facing-front; add \$55
RRCA - Right facing-rear; add \$55
NCA - No catheter attachment

If top articulating table is specified, table, I.V. pole and/or catheter bag attachment must all be specified in unique locations.

F Select magazine pouch.
NMR - No magazine pouch
RFP - Right side pouch; add \$210
 Magazine pouch fabric will match arm fabric selection (Fabric Contrast 1).
 C.O.M. = .5 yd

G Select arm option.
WAC - Wood (standard)
PAC - Black poly (pair); add \$167

H Select wood finish color.
Refer to color addendum at ki.com or KI

Fabrics & Finishes binder.

I Select veneer color.
Refer to color addendum at ki.com or KI Fabrics & Finishes binder.



Approx. Packaged Weight	Grade C.O.M.	Grade C	Grade D	Grade E & C.O.L.	Grade F	Grade G	Grade H	Grade I	Grade J	Grade K	Grade L Leather	Grade M Leather
155.0#	\$ 4288	\$ 4525	\$ 4598	\$ 4676	\$ 4727	\$ 4831	\$ 4934	\$ 5063	\$ 5324	\$ 5580	\$ 5828	\$ 6356
155.0#	\$ 4376	\$ 4614	\$ 4687	\$ 4767	\$ 4818	\$ 4920	\$ 5023	\$ 5162	\$ 5412	\$ 5669	\$ 5929	\$ 6446
155.0#	\$ 4288	\$ 4525	\$ 4598	\$ 4676	\$ 4727	\$ 4831	\$ 4934	\$ 5063	\$ 5324	\$ 5580	\$ 5828	\$ 6356
155.0#	4288	4525	4598	4676	4727	4831	4934	5063	5324	5580	5828	6356
155.0#	\$ 4376	\$ 4614	\$ 4687	\$ 4767	\$ 4818	\$ 4920	\$ 5023	\$ 5162	\$ 5412	\$ 5669	\$ 5929	\$ 6446
155.0#	4376	4614	4687	4767	4818	4920	5023	5162	5412	5669	5929	6446

INFORMATION

Moisture Barrier \$153

C.O.M. Requirements

C.O.M. yardage requirements listed above are based on plain goods 54" wide. If less than 54" wide or fabrics requiring matching (stripes, plaids, prints, large patterns), additional yardage will be needed. Consult C.O.M. matrix on the Ordering C.O.M. and C.O.L. page for additional yardage needed. For C.O.M. fabric sent to KI-High Point on multiple rolls, add an additional yard of fabric per roll to the yardage requirements.

C.O.L. Requirements

Figure 18 sq. ft. of leather (C.O.L.) for each yard shown (i.e., 4.75 x 18 = 85.5 sq. ft.).

Contrasting Upholstery

When contrasting fabric is chosen, price at highest in-grade.

Minimum Fabric/Leather Quantity

Minimum order for fabric is 1 yard. Minimum order for leather is 1 hide (approximately 50 sq. ft.).

Construction

Wood arms and armcaps (field replaceable) constructed of kiln-dried hardwood. Recliner mechanism constructed of flat and tubular steel bolted to wood arms at 16 locations. Ottoman mechanism constructed of 14-gauge steel mounted to chair frame. Back shell is 1" hardwood plywood (7 ply), glued and stapled. Seat shell is 1" hardwood plywood (7 ply). Cushioning of multiple densities of polyurethane foam. Seat and back are field replaceable. Ottoman is field replaceable. Soft touch ottoman release and push/pull handles.

KENSINGTON MAPLE UPCHARGE

Kensington Maple requires extended leadtimes.

Model
Soltice 1.5 Recliner \$11

SPECIAL SERVICES

Special Carton Marking

With specially marked information N/C

Shipping

Shipped **assembled freight prepaid f.o.b. High Point, North Carolina 27263** factory. Freight class #250.

Specifications and prices are subject to change without prior notice.

Soltice® II

General Information



Soltice® II Recliner

Dimensions	
Overall width	32-1/8"
Overall depth	35"
Overall height	47"
Seat width	24"
Seat depth	20"
Seat height from floor	22"
Seat height from footrest	18-1/2"
Arm height at front of arm (highest point)	27-1/2"

SPECIFICATIONS

Complimentary Furniture

The following lounge collections offer complimentary furniture that creates continuity and a cohesive look throughout a facility. These complimentary pieces can be found in other sections of the price list.

SOLTICE HEALTHCARE SEATING - Soltice Multiple Seating, Soltice Guest Seating, Soltice Lounge Seating, LaResta Day Bed (FDS/SL)

UPHOLSTERY INFORMATION

C.O.M. Fabric

For C.O.M. fabric sent to KI-High Point on multiple rolls, add an additional yard of fabric per roll to the yardage requirement. Multiple rolls have shorter pieces of fabric on them and do not allow nesting and stacking of the fabric to achieve the best yield as is done with one large roll. This results in yardage shortages and requests for addition

UPHOLSTERY INFORMATION

C.O.M. Fabric

For C.O.M. fabric sent to KI-High Point on multiple rolls, add an additional yard of fabric per roll to the yardage requirement. Multiple rolls have shorter pieces of fabric on them and do not allow nesting and stacking of the fabric to achieve the best yield as is done with one large roll. This results in yardage shortages and requests for additional fabric from the client, which can hold up the order. For each roll that is sent, one yard needs to be added and needs to be added to one of the rolls, not separately.

Fabric Disclaimer

Fabric will be applied as swatched by the fabric manufacturer. Fabric that is required to be applied differently than is swatched will need a Special Cost Request written specifying the direction the fabric is to be applied. The posted standard lead time will apply to the Special Cost Request.

FINISH INFORMATION

SPECIAL FINISH MATCHES

KI can match special finish requests at an upcharge of \$70 List per item, up to 12 or a maximum charge of \$840 List per order per color. Special finish requests must be sent to your KI customer service representative.

Upon receipt from KI, the finishing department will prepare a "strike-off" which will be sent to the customer for approval.

The approval form accompanying the strike-off should be faxed to your KI customer service representative. Upon receipt of the signed approval form, KI will proceed with the order. Disapproved samples may be sent back to KI directly with an explanation of disapproval. A Special Finish Number (SFN) will be assigned to this finish sample for future reference or reorders



SORL2

Recliner (Closed Arm)

- 1 = Back and arms (Fabric Contrast 1) C.O.M. = 4.5 yd
- 2 = Seat (Fabric Contrast 2) C.O.M. = 1.5 yd

C.O.M. yardage requirements listed above are based on plain goods 54" wide. If less than 54" wide or fabrics requiring matching (stripes, plaids, prints, large patterns), additional yardage will be needed. Consult C.O.M. matrix on the Ordering C.O.M. and



Grade C.O.M.	Grade C	Grade D	Grade E & C.O.L.	Grade F	Grade G	Grade H	Grade I	Grade J	Grade K	Grade L Leather	Grade M Leather
\$ 4819	\$ 5055	\$ 5126	\$ 5206	\$ 5256	\$ 5361	\$ 5462	\$ 5594	\$ 5852	\$ 6111	\$ 6369	\$ 6886
4906	5145	5215	5295	5344	5450	5552	5682	5939	6200	6457	6974

C.O.L. page for additional yardage needed. For C.O.M. fabric sent to KI-High Point on multiple rolls, add an additional yard of fabric per roll to the yardage requirements.

C.O.L. Requirements

Figure 18 sq. ft. of leather (C.O.L.) for each yard shown (i.e., 4.75 x 18 = 85.5 sq. ft.).

Contrasting Upholstery

When contrasting fabric is chosen, price at highest in-grade.

Minimum Fabric/Leather Quantity

Minimum order for fabric is 1 yard. Minimum order for leather is 1 hide (approximately 50 sq. ft.).

Construction

Wood arms and armcaps (field replaceable) constructed of kiln-dried hardwood. Recliner mechanism constructed of flat and tubular steel bolted to wood arms at 16 locations. Ottoman mechanism constructed of 14-gauge steel mounted to chair frame.

Back shell is 1" hardwood plywood (7 ply), glued and stapled. Seat shell is 1" hardwood plywood (7 ply). Cushioning of multiple densities of polyurethane foam. Seat and back are field replaceable. Ottoman is field replaceable. Soft touch ottoman release and push/pull handles. 5" sealed casters engaged with a foot-actuated central locking/braking caster system.

SPECIAL SERVICES

Special Carton Marking

With specially marked information N/C

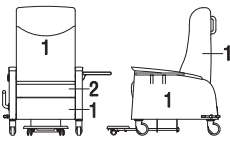
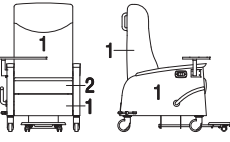
Shipping

Shipped **assembled freight prepaid f.o.b. High Point, North Carolina 27263** factory. Freight class #250.

Specifications and prices are subject to change without prior notice.

Soltice® II

Recliner

			MODEL NUMBER								
Features	COM	Basic Model	Non-Contrast or Fabric Contrast 1	Fabric Contrast 2	I.V. Pole	Catheter Attachment	Magazine Pouch	Arm Cap	Wood Finish	Laminate Color	
Right facing	5.5 yd	SRII/NC/RFT/LT	□□□□		□□□	□□□	□□□	□□□	□□□	□□□	
SORL2											
Recliner (w/ Laminate Side Articulating Tablet) - Non-contrast											
	Right facing	SRII/FC/RFT/LT	□□□□	□□□□	□□□	□□□	□□□	□□□	□□□	□□□	
SORL2											
Recliner (w/ Laminate Side Articulating Tablet) - Contrast											
<ul style="list-style-type: none">1 = Back, arms and footrest (Fabric Contrast 1) C.O.M. = 4.5 yd2 = Seat (Fabric Contrast 2) C.O.M. = 1.75 yd											
Left facing	5.5 yd	SRII/NC/LFRT/LT	□□□□		□□□	□□□	□□□	□□□	□□□	□□□	
Right facing	5.5 yd	SRII/NC/RFRT/LT	□□□□		□□□	□□□	□□□	□□□	□□□	□□□	
SORL2											
Recliner (w/ Laminate Top Articulating Tablet) - Non-contrast											
	Left facing	SRII/FC/LFRT/LT	□□□□	□□□□	□□□	□□□	□□□	□□□	□□□	□□□	
	Right facing	SRII/FC/RFRT/LT	□□□□	□□□□	□□□	□□□	□□□	□□□	□□□	□□□	
SORL2											
Recliner (w/ Laminate Top Articulating Tablet) - Contrast											
<ul style="list-style-type: none">1 = Back, arms and footrest (Fabric Contrast 1) C.O.M. = 4.5 yd2 = Seat (Fabric Contrast 2) C.O.M. = 1.75 yd											
			A	B	C	D	E	F	G	H	I

HOW TO ORDER

Indicate the following information on order form:

- Quantity of each item.
- Model number, including options. See "How To Build a Model Number".
- Any special service required.

Note: • The □ indicates that a choice is required.

- The absence of the □ indicates that no choice is required.
- Alpha-numeric characters in place of □ indicate that no other alternatives are available.

HOW TO BUILD A MODEL NUMBER

A Select basic model.

B Select non-contrast or fabric contrast 1.
Refer to color addendum at ki.com or KI Fabrics & Finishes binder.

C Select fabric contrast 2.
Refer to color addendum at ki.com or KI Fabrics & Finishes binder.

D Select I.V. pole (facing).
NS - No pole
LRFIV - Left facing-rear; add \$330
RFFIV - Right facing-front; add \$330
RRFIV - Right facing-rear; add \$330
 If top articulating table is specified, table, I.V. pole and/or catheter bag attachment must all be specified in unique locations. If optional magazine pouch is specified, only Left-facing-rear (LRFIV) or No pole (NS) can be specified.

Left facing = right-handed when seated

Right facing = left-handed when seated

E Select catheter bag attachment hook (facing).

NCA - No catheter attachment
LRCA - Left facing-rear; add \$55
RFCA - Right facing-front; add \$55
RRCA - Right facing-rear; add \$55

If top articulating table is specified, table, I.V. pole and/or catheter bag attachment must all be specified in unique locations.

F Select magazine pouch.

NMR - No magazine pouch
RFP - Right side pouch; add \$210
 Magazine pouch fabric will match arm fabric selection (Fabric Contrast 1).
 C.O.M. = .5 yd

G Select arm option.

WAC - Wood armcaps
PAC - Black poly (pair); add \$167

H Select wood finish color.

Refer to color addendum at ki.com or KI

Fabrics & Finishes binder.

I Select laminate color.

Refer to color addendum at ki.com or KI Fabrics & Finishes binder.



Approx. Packaged Weight	Grade C.O.M.	Grade C	Grade D	Grade E & C.O.L.	Grade F	Grade G	Grade H	Grade I	Grade J	Grade K	Grade L Leather	Grade M Leather
155.0#	\$ 5258	\$ 5498	\$ 5568	\$ 5647	\$ 5696	\$ 5802	\$ 5906	\$ 6035	\$ 6293	\$ 6552	\$ 6810	\$ 7328
155.0#	\$ 5346	\$ 5584	\$ 5658	\$ 5737	\$ 5787	\$ 5890	\$ 5993	\$ 6123	\$ 6382	\$ 6641	\$ 6899	\$ 7416
155.0#	\$ 5258	\$ 5498	\$ 5568	\$ 5647	\$ 5696	\$ 5802	\$ 5906	\$ 6035	\$ 6293	\$ 6552	\$ 6810	\$ 7328
155.0#	5258	5498	5568	5647	5696	5802	5906	6035	6293	6552	6810	7328
155.0#	\$ 5346	\$ 5584	\$ 5658	\$ 5737	\$ 5787	\$ 5890	\$ 5993	\$ 6123	\$ 6382	\$ 6641	\$ 6899	\$ 7416
155.0#	5346	5584	5658	5737	5787	5890	5993	6123	6382	6641	6899	7416

INFORMATION

Moisture Barrier \$153

Kensington Maple Upcharge

Kensington Maple requires extended leadtimes.

Model

Soltice II Recliner \$11

Options

Additional options may be ordered.

Add /xx to the end of the model number and upcharge.

Monitor Arm

/RFMA - Right facing and \$749

Monitor arm is mounted on right facing side of chair. If monitor arm is selected, a right facing tablet cannot be selected.

C.O.M. Requirements

C.O.M. yardage requirements listed above are based on plain goods 54" wide. If less

than 54" wide or fabrics requiring matching (stripes, plaids, prints, large patterns), additional yardage will be needed. Consult C.O.M. matrix on the Ordering C.O.M. and C.O.L. page for additional yardage needed. For C.O.M. fabric sent to KI-High Point on multiple rolls, add an additional yard of fabric per roll to the yardage requirements.

C.O.L. Requirements

Figure 18 sq. ft. of leather (C.O.L.) for each yard shown (i.e., 4.75 x 18 = 85.5 sq. ft.).

Contrasting Upholstery

When contrasting fabric is chosen, price at highest in-grade.

Minimum Fabric/Leather Quantity

Minimum order for fabric is 1 yard. Minimum order for leather is 1 hide (approximately 50 sq. ft.).

Construction

Wood arms and armcaps (field replaceable) constructed of kiln-dried hardwood.

Recliner mechanism constructed of flat and tubular steel bolted to wood arms at 16 locations. Ottoman mechanism constructed of 14-gauge steel mounted to chair frame. Back shell is 1" hardwood plywood (7 ply), glued and stapled. Seat shell is 1" hardwood plywood (7 ply). Cushioning of multiple densities of polyurethane foam. Seat and back are field replaceable. Ottoman is field replaceable. Soft touch ottoman release and push/pull handles. 5" sealed casters engaged with a foot-actuated central locking/braking caster system.

SPECIAL SERVICES

Special Carton Marking

With specially marked information N/C

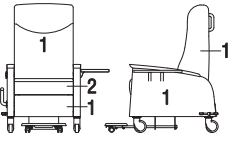
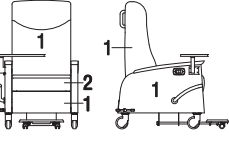
Shipping

Shipped **assembled freight prepaid f.o.b. High Point, North Carolina 27263** factory. Freight class #250.

Specifications and prices are subject to change without prior notice.

Soltice® II

Recliner

	Features	COM	MODEL NUMBER									
			Basic Model	Non-Contrast or Fabric Contrast 1	Fabric Contrast 2	I.V. Pole	Catheter Attachment	Magazine Pouch	Arm Cap	Wood Finish	Veneer Color	
SORL2 Recliner (w/ Veneer Side Articulating Tablet) - Non-contrast	Right facing	5.5 yd	SR11/NC/RFT/VT	□□□□		□□□	□□□	□□□	□□□	□□□	□□□	
	Right facing		SR11/FC/RFT/VT	□□□□	□□□□	□□□	□□□	□□□	□□□	□□□	□□□	
SORL2 Recliner (w/ Veneer Side Articulating Tablet) - Contrast												
• 1 = Back, arms and footrest (Fabric Contrast 1) C.O.M. = 4.5 yd • 2 = Seat (Fabric Contrast 2) C.O.M. = 1.75 yd												
SORL2 Recliner (w/ Veneer Top Articulating Tablet) - Non-contrast	Left facing	5.5 yd	SR11/NC/LFRT/VT	□□□□		□□□	□□□	□□□	□□□	□□□	□□□	
	Right facing	5.5 yd	SR11/NC/RFRT/VT	□□□□		□□□	□□□	□□□	□□□	□□□	□□□	
	Left facing		SR11/FC/LFRT/VT	□□□□	□□□□	□□□	□□□	□□□	□□□	□□□	□□□	
	Right facing		SR11/FC/RFRT/VT	□□□□	□□□□	□□□	□□□	□□□	□□□	□□□	□□□	
SORL2 Recliner (w/ Veneer Top Articulating Tablet) - Contrast												
• 1 = Back, arms and footrest (Fabric Contrast 1) C.O.M. = 4.5 yd • 2 = Seat (Fabric Contrast 2) C.O.M. = 1.75 yd												

A

B

C

D

E

F

G

H

I

HOW TO ORDER

Indicate the following information on order form:

- Quantity of each item.
- Model number, including options. See "How To Build a Model Number".
- Any special service required.

Note: • The □ indicates that a choice is required.

- The absence of the □ indicates that no choice is required.
- Alpha-numeric characters in place of □ indicate that no other alternatives are available.

HOW TO BUILD A MODEL NUMBER

A Select basic model.

B Select non-contrast or fabric contrast 1.
Refer to color addendum at ki.com or KI Fabrics & Finishes binder.

C Select fabric contrast 2.
Refer to color addendum at ki.com or KI Fabrics & Finishes binder.

D Select I.V. pole (facing).
NS - No pole
LRFIV - Left facing-rear; add \$330
RFFIV - Right facing-front; add \$330
RRFIV - Right facing-rear; add \$330
 If top articulating table is specified, table, I.V. pole and/or catheter bag attachment must all be specified in unique locations. If optional magazine pouch is specified, only Left-facing-rear (LRFIV) or No pole (NS) can be specified.

Left facing = right-handed when seated

Right facing = left-handed when seated

E Select catheter bag attachment hook (facing).

NCA - No catheter attachment
LRCA - Left facing-rear; add \$55
RFCA - Right facing-front; add \$55
RRCA - Right facing-rear; add \$55

If top articulating table is specified, table, I.V. pole and/or catheter bag attachment must all be specified in unique locations.

F Select magazine pouch.

NMR - No magazine pouch
RFP - Right side pouch; add \$210
 Magazine pouch fabric will match arm fabric selection (Fabric Contrast 1).
 C.O.M. = .5 yd

G Select arm option.

WAC - Wood armcaps
PAC - Black poly (pair); add \$167

H Select wood finish color.

Refer to color addendum at ki.com or KI

Fabrics & Finishes binder.

I Select veneer color.

Refer to color addendum at ki.com or KI Fabrics & Finishes binder.



Approx. Packaged Weight	Grade C.O.M.	Grade C	Grade D	Grade E & C.O.L.	Grade F	Grade G	Grade H	Grade I	Grade J	Grade K	Grade L Leather	Grade M Leather
155.0#	\$ 5258	\$ 5498	\$ 5568	\$ 5647	\$ 5696	\$ 5802	\$ 5906	\$ 6035	\$ 6293	\$ 6552	\$ 6810	\$ 7328
155.0#	\$ 5346	\$ 5584	\$ 5658	\$ 5737	\$ 5787	\$ 5890	\$ 5993	\$ 6123	\$ 6382	\$ 6641	\$ 6899	\$ 7416
155.0#	\$ 5258	\$ 5498	\$ 5568	\$ 5647	\$ 5696	\$ 5802	\$ 5906	\$ 6035	\$ 6293	\$ 6552	\$ 6810	\$ 7328
155.0#	5258	5498	5568	5647	5696	5802	5906	6035	6293	6552	6810	7328
155.0#	\$ 5346	\$ 5584	\$ 5658	\$ 5737	\$ 5787	\$ 5890	\$ 5993	\$ 6123	\$ 6382	\$ 6641	\$ 6899	\$ 7416
155.0#	5346	5584	5658	5737	5787	5890	5993	6123	6382	6641	6899	7416

INFORMATION

Moisture Barrier \$153

Kensington Maple Upcharge

Kensington Maple requires extended leadtimes.

Model

Soltice II Recliner \$11

Options

Additional options may be ordered.

Add /xx to the end of the model number and upcharge.

Monitor Arm

/RFMA - Right facing and \$749

Monitor arm is mounted on right facing side of chair. If monitor arm is selected, a right facing tablet cannot be selected.

C.O.M. Requirements

C.O.M. yardage requirements listed above are based on plain goods 54" wide. If less

than 54" wide or fabrics requiring matching (stripes, plaids, prints, large patterns), additional yardage will be needed. Consult C.O.M. matrix on the Ordering C.O.M. and C.O.L. page for additional yardage needed. For C.O.M. fabric sent to KI-High Point on multiple rolls, add an additional yard of fabric per roll to the yardage requirements.

C.O.L. Requirements

Figure 18 sq. ft. of leather (C.O.L.) for each yard shown (i.e., 4.75 x 18 = 85.5 sq. ft.).

Contrasting Upholstery

When contrasting fabric is chosen, price at highest in-grade.

Minimum Fabric/Leather Quantity

Minimum order for fabric is 1 yard. Minimum order for leather is 1 hide (approximately 50 sq. ft.).

Construction

Wood arms and armcaps (field replaceable) constructed of kiln-dried hardwood.

Recliner mechanism constructed of flat and tubular steel bolted to wood arms at 16 locations. Ottoman mechanism constructed of 14-gauge steel mounted to chair frame. Back shell is 1" hardwood plywood (7 ply), glued and stapled. Seat shell is 1" hardwood plywood (7 ply). Cushioning of multiple densities of polyurethane foam. Seat and back are field replaceable. Ottoman is field replaceable. Soft touch ottoman release and push/pull handles. 5" sealed casters engaged with a foot-actuated central locking/braking caster system.

SPECIAL SERVICES

Special Carton Marking

With specially marked information N/C

Shipping

Shipped **assembled freight prepaid f.o.b. High Point, North Carolina 27263** factory. Freight class #250.

Specifications and prices are subject to change without prior notice.

Soltice® II

Recliner Replacement Parts

			MODEL NUMBER					Approx. Packaged Weight Delivered Pricing	
			Basic Model	Non-Contrast or Fabric Contrast 1	Arm Cap	Wood Finish	Moisture Barrier		
SORP2	Replacement Back	2 yd	SRR2BK	□□□□			□□□	40.0#	N/A
SORP2	Replacement Seat	1 yd	SRR2ST	□□□□			□□□	5.0#	N/A
SORP2	Replacement Armcaps • Set of 2		SRR2AC		□□□	□□□		10.0#	\$ 613
SORP2	Replacement Ottoman	.5 yd	SRR2FT	□□□□			□□□	5.0#	N/A

A **B** **C** **D** **E**

HOW TO ORDER

Indicate the following information on order form:

1. Quantity of each item.
2. Model number, including options. See “How To Build a Model Number”.
3. Any special service required.

Note:

- The □ indicates that a choice is required.
- The absence of the □ indicates that no choice is required.
- Alpha-numeric characters in place of □ indicate that no other alternatives are available.

HOW TO BUILD A MODEL NUMBER

- A** Select basic model.
- B** Select non-contrast or fabric contrast
1. Refer to color addendum at ki.com or KI Fabrics & Finishes binder.
- C** Select arm option.
- | | |
|------------|--------------------------------|
| WAC | - Wood (standard) |
| PAC | - Black poly (pair); add \$167 |
- D** Select wood finish color.
- Refer to color addendum at ki.com or KI Fabrics & Finishes binder.
- E** Select moisture barrier.
- | | |
|------------|-----------------------|
| NMB | - No moisture barrier |
| MB | - Moisture barrier |
- See pricing column for moisture barrier upcharge.



Grade C.O.M.	Grade C	Grade D	Grade E & C.O.L.	Grade F	Grade G	Grade H	Grade I	Grade J	Grade K	Grade L Leather	Grade M Leather	Moisture Barrier add to list price
\$ 988	\$ 1076	\$ 1100	\$ 1128	\$ 1148	\$ 1186	\$ 1222	\$ 1270	\$ 1365	\$ 1456	\$ 1551	\$ 1741	\$ 101
\$ 359	\$ 404	\$ 414	\$ 431	\$ 439	\$ 458	\$ 477	\$ 500	\$ 547	\$ 594	\$ 642	\$ 735	\$ 39
N/A												
\$ 365	\$ 388	\$ 395	\$ 402	\$ 405	\$ 414	\$ 424	\$ 437	\$ 460	\$ 484	\$ 506	\$ 554	\$ 39

INFORMATION

C.O.M. Requirements

C.O.M. yardage requirements listed above are based on plain goods 54" wide. If less than 54" wide or fabrics requiring matching (stripes, plaids, prints, large patterns), additional yardage will be needed. Consult C.O.M. matrix on the Ordering C.O.M. and C.O.L. page for additional yardage needed. For C.O.M. fabric sent to KI-High Point on multiple rolls, add an additional yard of fabric per roll to the yardage requirements.

C.O.L. Requirements

Figure 18 sq. ft. of leather (C.O.L.) for each yard shown (i.e., 4.75 x 18 = 85.5 sq. ft.).

Contrasting Upholstery

When contrasting fabric is chosen, price at highest in-grade.

KENSINGTON MAPLE UPCHARGE

Kensington Maple requires extended leadtimes.

Model

Soltice II Recliner \$11

SPECIAL SERVICES

Special Carton Marking

With specially marked information N/C

Shipping

Shipped **assembled freight prepaid f.o.b. High Point, North Carolina 27263** factory. Freight class #150.

Specifications and prices are subject to change without prior notice.



SPECIFICATIONS

The following lounge collections offer complimentary furniture that creates continuity and a cohesive look throughout a facility. These complimentary pieces can be found in other sections of the KI price list.

**THREE® HEALTHCARE SEATING - Three
Multiple Seating, Three Lounge Seating,
Three Benches**

For C.O.M. fabric sent to KI-High Point on multiple rolls, add an additional yard of fabric per roll to the yardage requirements. Multiple rolls have shorter pieces of fabric on them and do not allow nesting and stacking of the fabric to achieve the best yield as is done with one large roll. This results in yardage shortages and requests for additional fabric from the client, which can hold up

the order. For each roll that is sent, one yard needs to be added and needs to be added to one of the rolls, not separately.

Fabric will be applied as swatched by the fabric manufacturer. Fabric that is required to be applied differently than is swatched will need a Special Cost Request written specifying the direction the fabric is to be applied. The posted standard lead time will apply to the Special Cost Request.

KI can match special finish requests at an upcharge of \$70 List per item, up to 12 or a maximum charge of \$840 List per order per color. Special finish requests must be sent to your KI customer service representative.

Upon receipt from KI, the finishing department will prepare a "strike-off" which will be sent to the customer for approval.

The approval form accompanying the strike-off should be faxed to your KI customer service representative. Upon receipt of the signed approval form, KI will proceed with the order. Disapproved samples may be sent back to KI directly with an explanation of disapproval. A Special Finish Number (SFN) will be assigned to this finish sample for future reference or reorders.



INFORMATION

Warranty
Refer to KI Terms & Conditions document or
visit ki.com

THRLS

Lounge Sleeper

- 1 = Seat and back (Fabric Contrast 1)
C.O.M. = 3.75 yd
- 2 = Arms and frame (Fabric Contrast 2)
C.O.M. = 5 yd

THRLS

Lounge Sleeper Replacement Seat & Back Cushions

Indicate the following information on order form:

1. Quantity of each item.
2. Model number, including options. See "How To Build a Model Number".
3. Any special service required.

Note:

- The ☐ indicates that a choice is required.
- The absence of the ☐ indicates that no choice is required.
- Alpha-numeric characters in place of ☐ indicate that no other alternatives are available.

- A** Select basic model.
- B** Select non-contrast or fabric contrast 1.
Refer to color addendum at ki.com or KI Fabrics & Finishes binder.
- C** Select fabric contrast 2.
Refer to color addendum at ki.com or KI Fabrics & Finishes binder.
- D** Select pull handle color.
Refer to color addendum at ki.com or KI Fabrics & Finishes binder.
- E** Select wood finish color.
Refer to color addendum at ki.com or KI Fabrics & Finishes binder.
For Kensington Maple add upcharge.
- F** Select casters.

NCST	- No casters (standard)
FRCS	- Front swivel, rear locking;
add \$270	

G Select fire code.

NFR	- Compliance to TB 117-2013
FR	- Compliance to TB 133

See pricing column for TB133 upcharge.

H Select moisture barrier.

NMB	- No moisture barrier
MB	- Moisture barrier

See pricing column for moisture barrier upcharge.



Grade C.O.M.	Grade C	Grade D	Grade E & C.O.L.	Grade F	Grade G	Grade H	Grade I	Grade J	Grade K	Grade L Leather	Grade M Leather	TB133 add to list price	Moisture Barrier add to list price
\$ 3453	\$ 3517	\$ 3631	\$ 3765	\$ 3854	\$ 4033	\$ 4213	\$ 4436	\$ 4884	\$ 5332	\$ 5791	\$ 6672	\$ 398	\$ 210
3510	3575	3687	3824	3912	4092	4273	4495	4944	5390	5849	6730	398	210
\$ 822	\$ 841	\$ 884	\$ 935	\$ 966	\$ 1032	\$ 1095	\$ 1177	\$ 1340	\$ 1504	\$ 1667	\$ 1994	\$ 146	\$ 186

KENSINGTON MAPLE UPCHARGE

Kensington Maple requires extended leadtimes.

Model	
TLS/NC	\$17
TLS/FC	\$17
TLSS/LFS/NC	\$51
TLSS/RFS/NC	\$51
TLSS/DS/NC	\$51
TLSS/LFS/FC	\$51
TLSS/RFS/FC	\$51
TLSS/DS/FC	\$51

INFORMATION

C.O.M. Requirements

C.O.M. yardage requirements listed above are based on plain goods 54" wide. If less than 54" wide or fabrics requiring matching (stripes, plaids, prints, large patterns), additional yardage will be needed. Consult C.O.M. matrix on the Ordering C.O.M. and C.O.L. page for additional yardage needed. For C.O.M. fabric sent to KI-High Point on multiple rolls, add an additional yard of fabric per roll to the yardage requirements.

C.O.L. Requirements

Figure 18 sq. ft. of leather (C.O.L.) for each yard shown (i.e., 4.75 x 18 = 85.5 sq. ft.).

Contrasting Upholstery

When contrasting fabric is chosen, price at highest in-grade.

Minimum Fabric/Leather Quantity

Minimum order for fabric is 1 yard. Minimum order for leather is 1 hide (approx-

mately 50 sq. ft.).

Moisture Barrier

Moisture barrier is applied underneath the fabric cover as a means of protecting the foam. Not available with TB133.

California TB133 Fire Safety Code

The above seating products can be manufactured using the appropriate flame-retardant materials and fabric selections for compliance to California Technical Bulletin 133. Please contact KI customer service for fabric compliance. Not available with moisture barrier.

Construction

Seat and back frame constructed of welded structural steel. Back frame constructed of kiln-dried hardwood and laminated plywood. Arms constructed of kiln-dried hardwood. Cushions are multiple densities of polyurethane foam. Storage compartments constructed of laminate plywood, black paint standard.

SPECIAL SERVICES

Special Carton Marking


With specially marked information N/C

Shipping

Shipped **assembled freight prepaid f.o.b. High Point, North Carolina 27263** factory. Freight class #125.

Specifications and prices are subject to change without prior notice.

Three®
Sleeper

				MODEL NUMBER							
MODEL	Features	COM	Basic Model	Non-Contrast or Fabric Contrast 1	Fabric Contrast 2	Pull Color	Wood Finish	Fire Code	Moisture Barrier		
 THRLS	Loveseat Sleeper - LFS (Open, Left Side Facing) <ul style="list-style-type: none">1 = Seat and back (Fabric Contrast 1) C.O.M. = 7.5 yd2 = Arms and frame (Fabric Contrast 2) C.O.M. = 6 yd	Non-contrast	13 yd	TLSS/LFS/NC	□□□□		□□□□	□□	□□□	□□□	
		Contrast		TLSS/LFS/FC	□□□□	□□□□	□□□□	□□	□□□	□□□	
	</										

HOW TO ORDER

Indicate the following information on order form:

- Quantity of each item.
- Model number, including options. See “How To Build a Model Number”.
- Any special service required.

Note:

- The □ indicates that a choice is required.
- The absence of the □ indicates that no choice is required.
- Alpha-numeric characters in place of □ indicate that no other alternatives are available.

HOW TO BUILD A MODEL NUMBER

- A** Select basic model.
- B** Select non-contrast or fabric contrast 1.
Refer to color addendum at ki.com or KI Fabrics & Finishes binder.
- C** Select fabric contrast 2.
Refer to color addendum at ki.com or KI Fabrics & Finishes binder.
- D** Select pull handle color.
Refer to color addendum at ki.com or KI Fabrics & Finishes binder.
- E** Select wood finish color.
Refer to color addendum at ki.com or KI Fabrics & Finishes binder.
For Kensington Maple add upcharge.
- F** Select fire code.
NFR - Compliance to TB 117-2013
FR - Compliance to TB 133
See pricing column for TB133 upcharge.

- G** Select moisture barrier.
- | | |
|------------|-----------------------|
| NMB | - No moisture barrier |
| MB | - Moisture barrier |
- See pricing column for moisture barrier upcharge.

KENSINGTON MAPLE UPCHARGE

Kensington Maple requires extended leadtimes.

Model	
TLS/NC	\$17
TLS/FC	\$17
TLSS/LFS/NC	\$51
TLSS/RFS/NC	\$51
TLS/DS/NC	\$51
TLSS/LFS/FC	\$51
TLSS/RFS/FC	\$51
TLSS/DS/FC	\$51



Approx. Packaged Weight	Grade C.O.M.	Grade C	Grade D	Grade E & C.O.L.	Grade F	Grade G	Grade H	Grade I	Grade J	Grade K	Grade L Leather	Grade M Leather	TB133 add to list price	Moisture Barrier add to list price
225.0#	\$ 5258	\$ 5365	\$ 5544	\$ 5755	\$ 5895	\$ 6175	\$ 6459	\$ 6813	\$ 7518	\$ 8226	\$ 8945	\$ 10410	\$ 522	\$ 315
225.0#	5345	5452	5631	5842	5983	6264	6548	6900	7607	8316	9032	10499	522	315

225.0#	\$ 5258	\$ 5365	\$ 5544	\$ 5755	\$ 5895	\$ 6175	\$ 6459	\$ 6813	\$ 7518	\$ 8226	\$ 8945	\$ 10410	\$ 522	\$ 315
225.0#	5345	5452	5631	5842	5983	6264	6548	6900	7607	8316	9032	10499	522	315

INFORMATION

C.O.M. Requirements

C.O.M. yardage requirements listed above are based on plain goods 54" wide. If less than 54" wide or fabrics requiring matching (stripes, plaids, prints, large patterns), additional yardage will be needed. Consult C.O.M. matrix on the Ordering C.O.M. and C.O.L. page for additional yardage needed. For C.O.M. fabric sent to KI-High Point on multiple rolls, add an additional yard of fabric per roll to the yardage requirements.

C.O.L. Requirements

Figure 18 sq. ft. of leather (C.O.L.) for each yard shown (i.e., 4.75 x 18 = 85.5 sq. ft.).

Contrasting Upholstery

When contrasting fabric is chosen, price at highest in-grade.

Minimum Fabric/Leather Quantity

Minimum order for fabric is 1 yard. Minimum order for leather is 1 hide (approx-

mately 50 sq. ft).

Moisture Barrier

Moisture barrier is applied underneath the fabric cover as a means of protecting the foam. Not available with TB133.

California TB133 Fire Safety Code

The above seating products can be manufactured using the appropriate flame-retardant materials and fabric selections for compliance to California Technical Bulletin 133. Please contact KI customer service for fabric compliance. Not available with moisture barrier.

Construction

Seat and back frame constructed of welded structural steel. Back frame constructed of kiln-dried hardwood and laminated plywood. Arms constructed of kiln-dried hardwood. Cushions are multiple densities of polyurethane foam. Storage compartments constructed of laminate plywood, black paint standard.

Options

Casters are NOT available on TLSS loveseat sleeper.

SPECIAL SERVICES

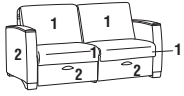
Special Carton Marking


With specially marked information N/C

Shipping

Shipped **assembled freight prepaid f.o.b. High Point, North Carolina 27263** factory. Freight class #125.

Specifications and prices are subject to change without prior notice.



				MODEL NUMBER						
				Basic Model	Non-Contrast or Fabric Contrast 1	Fabric Contrast 2	Pull Color	Wood Finish	Fire Code	Moisture Barrier
MODEL	Features	COM								
 <p>THRLS</p>	Loveseat Sleeper - DS (Open, Both Sides Facing)	Non-contrast	13 yd	TLSS/DS/NC	□□□□		□□□□	□□□	□□□	□□□
		Contrast		TLSS/DS/FC	□□□□	□□□□	□□□□	□□□	□□□	□□□
	• 1 = Seat and back (Fabric Contrast 1) C.O.M. = 7.5 yd									
	• 2 = Arms and frame (Fabric Contrast 2) C.O.M. = 6 yd									
				A	B	C	D	E	F	G

Model	
TLS/NC	\$17
TLS/FC	\$17
TLSS/LFS/NC	\$51
TLSS/RFS/NC	\$51
TLS/DS/NC	\$51
TLSS/LFS/FC	\$51
TLSS/RFS/FC	\$51
TLSS/DS/FC	\$51



Approx. Packaged Weight	Grade C.O.M.	Grade C	Grade D	Grade E & C.O.L.	Grade F	Grade G	Grade H	Grade I	Grade J	Grade K	Grade L Leather	Grade M Leather	TB133 add to list price	Moisture Barrier add to list price
285.0#	\$ 6672	\$ 6779	\$ 6956	\$ 7168	\$ 7307	\$ 7591	\$ 7874	\$ 8226	\$ 8931	\$ 9638	\$ 10358	\$ 11825	\$ 522	\$ 315
285.0#	6760	6867	7045	7256	7395	7676	7962	8316	9018	9726	10448	11912	522	315

INFORMATION

C.O.M. Requirements

C.O.M. yardage requirements listed above are based on plain goods 54" wide. If less than 54" wide or fabrics requiring matching (stripes, plaids, prints, large patterns), additional yardage will be needed. Consult C.O.M. matrix on the Ordering C.O.M. and C.O.L. page for additional yardage needed. For C.O.M. fabric sent to KI-High Point on multiple rolls, add an additional yard of fabric per roll to the yardage requirements.

C.O.L. Requirements

Figure 18 sq. ft. of leather (C.O.L.) for each yard shown (i.e., 4.75 x 18 = 85.5 sq. ft.).

Contrasting Upholstery

When contrasting fabric is chosen, price at highest in-grade.

Minimum Fabric/Leather Quantity

Minimum order for fabric is 1 yard. Minimum order for leather is 1 hide (approx-

mately 50 sq. ft).

Moisture Barrier

Moisture barrier is applied underneath the fabric cover as a means of protecting the foam. Not available with TB133.

California TB133 Fire Safety Code

The above seating products can be manufactured using the appropriate flame-retardant materials and fabric selections for compliance to California Technical Bulletin 133. Please contact KI customer service for fabric compliance. Not available with moisture barrier.

Construction

Seat and back frame constructed of welded structural steel. Back frame constructed of kiln-dried hardwood and laminated plywood. Arms constructed of kiln-dried hardwood. Cushions are multiple densities of polyurethane foam. Storage compartments constructed of laminate plywood, black paint standard.

Options

Casters are NOT available on TLSS loveseat sleeper.

SPECIAL SERVICES

Special Carton Marking

With specially marked information N/C

Shipping

Shipped **assembled freight prepaid f.o.b. High Point, North Carolina 27263** factory. Freight class #125.

Specifications and prices are subject to change without prior notice.

Three®

Sleeper Replacement Parts

		COM	MODEL NUMBER				Approx. Packaged Weight Grade C.O.M. Grade C		
			Basic Model	Non-Contrast or Fabric Contrast 1	Fire Code	Moisture Barrier			
THRLS	Loveseat Sleeper Replacement Seat & Back Cushions - LFS • Open, left side facing	3.75 yd	TLSSC/LFS	□□□□	□□□	□□□	25.0#	\$ 822	\$ 841
THRLS	Loveseat Sleeper Replacement Seat & Back Cushions - RFS • Open, right side facing	3.75 yd	TLSSC/RFS	□□□□	□□□	□□□	25.0#	\$ 822	\$ 841
THRLS	Loveseat Sleeper Replacement Seat & Back Cushions - DS • Open, both sides facing	7.5 yd	TLSSC/DS	□□□□	□□□	□□□	50.0#	\$ 1638	\$ 1686

A

B

C

D

HOW TO ORDER

Indicate the following information on order form:

- Quantity of each item.
- Model number, including options. See “How To Build a Model Number”.
- Any special service required.

Note:

- The □ indicates that a choice is required.
- The absence of the □ indicates that no choice is required.
- Alpha-numeric characters in place of □ indicate that no other alternatives are available.

HOW TO BUILD A MODEL NUMBER

- A

Select basic model.
- B

Select non-contrast or fabric contrast 1.
Refer to color addendum at [ki.com](#) or KI Fabrics & Finishes binder.
- C

Select fire code.

NFR

- Compliance to TB 117-2013

FR

- Compliance to TB 133

See pricing column for TB133 upcharge.
- D

Select moisture barrier.

NMB

- No moisture barrier

MB

- Moisture barrier

See pricing column for moisture barrier upcharge.

INFORMATION

C.O.M. Requirements
C.O.M. yardage requirements listed above are based on plain goods 54" wide. If less than 54" wide or fabrics requiring matching (stripes, plaids, prints, large patterns), additional yardage will be needed. Consult C.O.M. matrix on the Ordering C.O.M. and C.O.L. page for additional yardage needed. For C.O.M. fabric sent to KI-High Point on multiple rolls, add an additional yard of fabric per roll to the yardage requirements.

C.O.L. Requirements
Figure 18 sq. ft. of leather (C.O.L.) for each yard shown (i.e., 4.75 x 18 = 85.5 sq. ft.).

Moisture Barrier
Moisture barrier is applied underneath the fabric cover as a means of protecting the foam. Not available with TB133.

California TB133 Fire Safety Code
The above seating products can be



Grade D	Grade E & C.O.L.	Grade F	Grade G	Grade H	Grade I	Grade J	Grade K	Grade L Leather	Grade M Leather	TB133 add to list price	Moisture Barrier add to list price
\$ 884	\$ 935	\$ 966	\$ 1032	\$ 1095	\$ 1177	\$ 1340	\$ 1504	\$ 1667	\$ 1994	\$ 146	\$ 186
\$ 884	\$ 935	\$ 966	\$ 1032	\$ 1095	\$ 1177	\$ 1340	\$ 1504	\$ 1667	\$ 1994	\$ 146	\$ 186
\$ 1775	\$ 1869	\$ 1933	\$ 2062	\$ 2191	\$ 2354	\$ 2680	\$ 3005	\$ 3331	\$ 3984	\$ 146	\$ 186

manufactured using the appropriate flame-retardant materials and fabric selections for compliance to California Technical Bulletin 133. Please contact KI customer service for fabric compliance. Not available with moisture barrier.

SPECIAL SERVICES

Special Carton Marking


With specially marked information N/C

Shipping

Shipped **k.d. freight prepaid f.o.b. High Point, North Carolina 27263** factory. Freight class #125.

Specifications and prices are subject to change without prior notice.

Three®
Bariatric

	MODEL	Features	COM	MODEL NUMBER							
				Basic Model	Non-Contrast or Fabric Contrast 1	Fabric Contrast 2	Wood Finish	Arm Cap	Fire Code	Moisture Barrier	
 THBS	Bariatric Chair	Non-contrast	4.75 yd	TPCL/NC	□□□□		□□□	□□□	□□□	□□□	
	• 1 = Back and arms (Fabric Contrast 1) C.O.M. = 3.5 yd	Contrast		TPCL/FC	□□□□	□□□□	□□□	□□□	□□□	□□□	
	• 2 = Seat (Fabric Contrast 2) C.O.M. = 1.25 yd										
				A	B	C	D	E	F	G	

HOW TO ORDER

Indicate the following information on order form:

- Quantity of each item.
- Model number, including options. See “How To Build a Model Number”.
- Any special service required.

Note:

- The □ indicates that a choice is required.
- The absence of the □ indicates that no choice is required.
- Alpha-numeric characters in place of □ indicate that no other alternatives are available.

HOW TO BUILD A MODEL NUMBER

- A** Select basic model.

B Select non-contrast or fabric contrast 1.
Refer to color addendum at [ki.com](#) or KI Fabrics & Finishes binder.

C Select fabric contrast 2.
Refer to color addendum at [ki.com](#) or KI Fabrics & Finishes binder.

D Select wood finish color.
Refer to color addendum at [ki.com](#) or KI Fabrics & Finishes binder.
For Kensington Maple add upcharge.

E Select arm option.

WAC	- Wood armcaps (pair)
PAC	- Black poly (pair); add \$111

F Select fire code.

NFR	- Compliance to TB 117-2013
FR	- Compliance to TB 133

See pricing column for TB133 upcharge.
- G** Select moisture barrier.

NMB	- No moisture barrier
MB	- Moisture barrier

See pricing column for moisture barrier upcharge.



Approx. Packaged Weight	Grade C.O.M.	Grade C	Grade D	Grade E & C.O.L.	Grade F	Grade G	Grade H	Grade I	Grade J	Grade K	Grade L Leather	Grade M Leather	TB133 add to list price	Moisture Barrier add to list price
70.0#	\$ 1676	\$ 1710	\$ 1768	\$ 1836	\$ 1885	\$ 1978	\$ 2070	\$ 2185	\$ 2421	\$ 2655	\$ 2886	\$ 3355	\$ 397	\$ 226
70.0#	1732	1769	1825	1896	1945	2037	2129	2244	2480	2714	2945	3412	397	226

INFORMATION

Kensington Maple Upcharge

Kensington Maple requires extended leadtimes

Model	
TPCL/NC	\$25
TPCL/FC	\$25

Options

Field recoverable arms \$141 per arm = 1.5 yds. C.O.M.

C.O.M. Requirements

C.O.M. yardage requirements listed above are based on plain goods 54" wide. If less than 54" wide or fabrics requiring matching (stripes, plaids, prints, large patterns), additional yardage will be needed. Consult C.O.M. matrix on the Ordering C.O.M. and C.O.L. page for additional yardage needed. For C.O.M. fabric sent to KI-High Point on multiple rolls, add an additional yard of fabric per roll to the yardage requirements.

C.O.L. Requirements

Figure 18 sq. ft. of leather (C.O.L.) for each yard shown (i.e., 4.75 x 18 = 85.5 sq. ft.).

Contrasting Upholstery

When contrasting fabric is chosen, price at highest in-grade.

Minimum Fabric/Leather Quantity

Minimum order for fabric is 1 yard. Minimum order for leather is 1 hide (approximately 50 sq. ft.).

Moisture Barrier

Moisture barrier is applied underneath the fabric cover as a means of protecting the foam. Not available with TB133

California TB133 Fire Safety Code

The above seating products can be manufactured using the appropriate flame-retardant materials and fabric selections for compliance to California Technical Bulletin 133. Please contact KI customer service for fabric compliance. Not available with

moisture barrier.

Construction

BARIATRIC UNITS ARE CYCLE TESTED TO EXCEED ANSI/BIFMA STANDARDS TO SAFELY ACCOMMODATE A PERSON WEIGHING UP TO 750 POUNDS.

Seat frame constructed of welded structural steel. Back constructed from formed laminated plywood. Cushioning for seats and backs are multiple densities of polyurethane foam wrapped with 1" high resilient polyurethane foam. Arms constructed from kiln-dried hardwood and laminated plywood. Exposed wood is hardwood. Field recoverable seats and backs. Recoverable arms--consult options.

SPECIAL SERVICES

Special Carton Marking

With specially marked information N/C

Shipping

Shipped **assembled unless replacement parts which ship k.d. freight prepaid High Point, North Carolina 27263** factory. Freight class #250.

Specifications and prices are subject to change without prior notice.

Three® II

General Information



Three® II Recliner

Dimensions	
Overall width	29-3/4"
Overall depth	36"
Overall height	46"
Seat width	24"
Seat depth	19"
Seat height from floor	22"
Seat height from footrest	18-1/2"
Arm height at front of arm (highest point)	26-1/2"

SPECIFICATIONS

Complimentary Furniture

The following collections offer complimentary furniture that creates continuity and a cohesive look throughout a facility. These complimentary pieces can be found in other sections of the price list.

THREE HEALTHCARE SEATING - Three Multiple Seating, Lounge Seating, Three Sleeper Recliner, Three Lounge and Loveseat Sleepers

UPHOLSTERY INFORMATION

C.O.M. Fabric

For C.O.M. fabric sent to KI-High Point on multiple rolls, add an additional yard of fabric per roll to the yardage requirement. Multiple rolls have shorter pieces of fabric on them and do not allow nesting and stacking of the fabric to achieve the best yield as is done with one large roll. This results in yardage shortages and requests for addition-

al fabric from the client, which can hold up the order. For each roll that is sent, one yard needs to be added and needs to be added to one of the rolls, not separately.

Fabric Disclaimer

Fabric will be applied as swatched by the fabric manufacturer. Fabric that is required to be applied differently than is swatched will need a Special Cost Request written specifying the direction the fabric is to be applied. The posted standard lead time will apply to the Special Cost Request.

FINISH INFORMATION

SPECIAL FINISH MATCHES

KI can match special finish requests at an upcharge of \$70 List per item, up to 12 or a maximum charge of \$840 List per order per color. Special finish requests must be sent to your KI customer service representative.

Upon receipt from KI, the finishing department will prepare a "strike-off" which will be sent to the customer for approval.

The approval form accompanying the strike-off should be faxed to your KI customer service representative. Upon receipt of the signed approval form, KI will proceed with the order. Disapproved samples may be sent back to KI directly with an explanation of disapproval. A Special Finish Number (SFN) will be assigned to this finish sample for future reference or reorders



TRRL2

Recliner (Closed Arm)

- 1 = Back and arms (Fabric Contrast 1) C.O.M. = 4.5 yd
- 2 = Seat (Fabric Contrast 2) C.O.M. = 1.5 yd

C.O.M. yardage requirements listed above are based on plain goods 54" wide. If less than 54" wide or fabrics requiring matching (stripes, plaids, prints, large patterns), additional yardage will be needed. Consult C.O.M. matrix on the Ordering C.O.M. and



Grade C.O.M.	Grade C	Grade D	Grade E & C.O.L.	Grade F	Grade G	Grade H	Grade I	Grade J	Grade K	Grade L Leather	Grade M Leather
\$ 4440	\$ 4687	\$ 4749	\$ 4829	\$ 4880	\$ 4982	\$ 5087	\$ 5215	\$ 5476	\$ 5734	\$ 5991	\$ 6200
4528	4775	4839	4917	4968	5072	5176	5304	5563	5822	6080	6599

C.O.L. page for additional yardage needed. For C.O.M. fabric sent to KI-High Point on multiple rolls, add an additional yard of fabric per roll to the yardage requirements.

C.O.L. Requirements

Figure 18 sq. ft. of leather (C.O.L.) for each yard shown (i.e., 4.75 x 18 = 85.5 sq. ft.).

Contrasting Upholstery

When contrasting fabric is chosen, price at highest in-grade.

Minimum Fabric/Leather Quantity

Minimum order for fabric is 1 yard. Minimum order for leather is 1 hide (approximately 50 sq. ft.).

Construction

Wood armcaps constructed of kiln-dried hardwood. Recliner mechanism constructed of flat and tubular steel bolted to wood arms at 16 locations. Ottoman mechanism constructed of 14-gauge steel mounted to chair frame. Back shell is 1" hardwood plywood

(7 ply), glued and stapled. Seat shell is 1" hardwood plywood (7 ply). Cushioning of multiple densities of polyurethane foam. Seat and back are field replaceable. Ottoman is field replaceable. Soft touch ottoman release and push/pull handles. 5" sealed casters engaged with a foot-actuated central locking/braking caster system.

SPECIAL SERVICES

Special Carton Marking

With specially marked information N/C

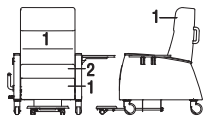
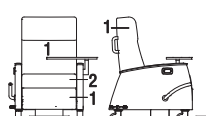
Shipping

Shipped **assembled freight prepaid f.o.b. High Point, North Carolina 27263** factory. Freight class #250.

Specifications and prices are subject to change without prior notice.

Three® II

Recliner

			MODEL NUMBER									
Features	COM	Basic Model	Non-Contrast or Fabric Contrast 1	Fabric Contrast 2	I.V. Pole	Catheter Attachment	Magazine Pouch	Arm Cap	Wood Finish	Laminate Color		
Right facing	5.5 yd	TRII/NC/RFT/LT	□□□□		□□□	□□□	□□□	□□□	□□□	□□□		
TRRL2												
Recliner (w/ Laminate Side Articulating Tablet) - Non-contrast												
												
Right facing		TRII/FC/RFT/LT	□□□□	□□□□	□□□	□□□	□□□	□□□	□□□	□□□		
TRRL2												
Recliner (w/ Laminate Side Articulating Tablet) - Contrast												
<ul style="list-style-type: none">• 1 = Back, arms and footrest (Fabric Contrast 1) C.O.M. = 4.5 yd• 2 = Seat (Fabric Contrast 2) C.O.M. = 1.75 yd												
Left facing	5.5 yd	TRII/NC/LFRT/LT	□□□□		□□□	□□□	□□□	□□□	□□□	□□□		
Right facing	5.5 yd	TRII/NC/RFRT/LT	□□□□		□□□	□□□	□□□	□□□	□□□	□□□		
Recliner (w/ Laminate Top Articulating Tablet) - Non-contrast												
												
Left facing		TRII/FC/LFRT/LT	□□□□	□□□□	□□□	□□□	□□□	□□□	□□□	□□□		
Right facing		TRII/FC/RFRT/LT	□□□□	□□□□	□□□	□□□	□□□	□□□	□□□	□□□		
TRRL2												
Recliner (w/ Laminate Top Articulating Tablet) - Contrast												
<ul style="list-style-type: none">• 1 = Back, arms and footrest (Fabric Contrast 1) C.O.M. = 4.5 yd• 2 = Seat (Fabric Contrast 2) C.O.M. = 1.75 yd												
			A	B	C	D	E	F	G	H	I	

A**B****C****D****E****F****G****H****I**

HOW TO ORDER

Indicate the following information on order form:

- Quantity of each item.
- Model number, including options. See "How To Build a Model Number".
- Any special service required.

Note: • The □ indicates that a choice is required.

- The absence of the □ indicates that no choice is required.
- Alpha-numeric characters in place of □ indicate that no other alternatives are available.

HOW TO BUILD A MODEL NUMBER

A Select basic model.

B Select non-contrast or fabric contrast 1.
Refer to color addendum at ki.com or KI Fabrics & Finishes binder.

C Select fabric contrast 2.
Refer to color addendum at ki.com or KI Fabrics & Finishes binder.

D Select I.V. pole (facing).
NS - No pole
LRFIV - Left facing-rear; add \$330
RFFIV - Right facing-front; add \$330
RRFIV - Right facing-rear; add \$330
 If top articulating table is specified, table, I.V. pole and/or catheter bag attachment must all be specified in unique locations. If optional magazine pouch is specified, only Left-facing-rear (LRFIV) or No pole (NS) can be specified.

Left facing = right-handed when seated

Right facing = left-handed when seated

E Select catheter bag attachment hook.
NCA - No catheter attachment
LRCA - Left facing-rear; add \$55
RFCA - Right facing-front; add \$55
RRCA - Right facing-rear; add \$55
 If top articulating table is specified, table, I.V. pole and/or catheter bag attachment must all be specified in unique locations.

F Select magazine pouch.
NMR - No magazine pouch
RFP - Right side pouch; add \$210
 Magazine pouch fabric will match arm fabric selection (Fabric Contrast 1).
 C.O.M. = .5 yd

G Select arm option.
WAC - Wood armcaps
PAC - Black poly (pair); add \$124

H Select wood finish color.
Refer to color addendum at ki.com or KI Fabrics & Finishes binder.

I Select laminate color.
Refer to color addendum at ki.com or KI Fabrics & Finishes binder.



Approx. Packaged Weight	Grade C.O.M.	Grade C	Grade D	Grade E & C.O.L.	Grade F	Grade G	Grade H	Grade I	Grade J	Grade K	Grade L Leather	Grade M Leather
155.0#	\$ 4882	\$ 5128	\$ 5192	\$ 5271	\$ 5322	\$ 5426	\$ 5527	\$ 5658	\$ 5917	\$ 6174	\$ 6432	\$ 6952
155.0#	\$ 4970	\$ 5217	\$ 5280	\$ 5326	\$ 5411	\$ 5513	\$ 5617	\$ 5745	\$ 6006	\$ 6264	\$ 6521	\$ 7039
155.0#	\$ 4882	\$ 5128	\$ 5192	\$ 5271	\$ 5322	\$ 5426	\$ 5527	\$ 5658	\$ 5917	\$ 6174	\$ 6432	\$ 6952
155.0#	4882	5128	5192	5271	5322	5426	5527	5658	5917	6174	6432	6952
155.0#	\$ 4970	\$ 5217	\$ 5280	\$ 5326	\$ 5411	\$ 5513	\$ 5617	\$ 5745	\$ 6006	\$ 6264	\$ 6521	\$ 7039
155.0#	4970	5217	5280	5326	5411	5513	5617	5745	6006	6264	6521	7039

INFORMATION

Moisture Barrier \$153

Kensington Maple Upcharge

Kensington Maple requires extended leadtimes.

Model

Three II Recliner \$11

Options

Additional options may be ordered. Add /xx to the end of the model number and upcharge.

Monitor Arm

/RFMA - Right facing and \$749

Monitor arm is mounted on right facing side of chair. If monitor arm is selected, a right facing tablet cannot be selected.

C.O.M. Requirements

C.O.M. yardage requirements listed above are based on plain goods 54" wide. If less

than 54" wide or fabrics requiring matching (stripes, plaids, prints, large patterns), additional yardage will be needed. Consult C.O.M. matrix on the Ordering C.O.M. and C.O.L. page for additional yardage needed. For C.O.M. fabric sent to KI-High Point on multiple rolls, add an additional yard of fabric per roll to the yardage requirements.

C.O.L. Requirements

Figure 18 sq. ft. of leather (C.O.L.) for each yard shown (i.e., 4.75 x 18 = 85.5 sq. ft.).

Contrasting Upholstery

When contrasting fabric is chosen, price at highest in-grade.

Minimum Fabric/Leather Quantity

Minimum order for fabric is 1 yard. Minimum order for leather is 1 hide (approximately 50 sq. ft.).

Construction

Wood armcaps constructed of kiln-dried hardwood. Recliner mechanism constructed

of flat and tubular steel bolted to wood arms at 16 locations. Ottoman mechanism constructed of 14-gauge steel mounted to chair frame. Back shell is 1" hardwood plywood (7 ply), glued and stapled. Seat shell is 1" hardwood plywood (7 ply). Cushioning of multiple densities of polyurethane foam. Seat and back are field replaceable. Ottoman is field replaceable. Soft touch ottoman release and push/pull handles. 5" sealed casters engaged with a foot-actuated central locking/braking caster system.

SPECIAL SERVICES

Special Carton Marking

With specially marked information N/C

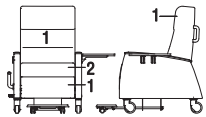
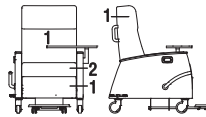
Shipping

Shipped **assembled freight prepaid f.o.b. High Point, North Carolina 27263** factory. Freight class #250.

Specifications and prices are subject to change without prior notice.

Three® II

Recliner

			MODEL NUMBER									
	Features	COM	Basic Model	Non-Contrast or Fabric Contrast 1	Fabric Contrast 2	I.V. Pole	Catheter Attachment	Magazine Pouch	Arm Cap	Wood Finish	Veneer Color	
TRRL2 Recliner (w/ Veneer Side Articulating Tablet) - Non-contrast	Right facing	5.5 yd	TRII/NC/RFT/VT	□□□□		□□□	□□□	□□□	□□□	□□□	□□□	
 TRRL2 Recliner (w/ Veneer Side Articulating Tablet) - Contrast	Right facing		TRII/FC/RFT/VT	□□□□	□□□□	□□□	□□□	□□□	□□□	□□□	□□□	
<ul style="list-style-type: none">• 1 = Back, arms and footrest (Fabric Contrast 1) C.O.M. = 4.5 yd• 2 = Seat (Fabric Contrast 2) C.O.M. = 1.75 yd												
TRRL2 Recliner (w/ Veneer Top Articulating Tablet) - Non-contrast	Left facing	5.5 yd	TRII/NC/LFRT/VT	□□□□		□□□	□□□	□□□	□□□	□□□	□□□	
	Right facing	5.5 yd	TRII/NC/RFRT/VT	□□□□		□□□	□□□	□□□	□□□	□□□	□□□	
 TRRL2 Recliner (w/ Veneer Top Articulating Tablet) - Contrast	Left facing		TRII/FC/LFRT/VT	□□□□	□□□□	□□□	□□□	□□□	□□□	□□□	□□□	
	Right facing		TRII/FC/RFRT/VT	□□□□	□□□□	□□□	□□□	□□□	□□□	□□□	□□□	
<ul style="list-style-type: none">• 1 = Back, arms and footrest (Fabric Contrast 1) C.O.M. = 4.5 yd• 2 = Seat (Fabric Contrast 2) C.O.M. = 1.75 yd												

A

B

C

D

E

F

G

H

I

A

B

C

D

E

F

G

H

I

HOW TO ORDER

Indicate the following information on order form:

- Quantity of each item.
- Model number, including options. See "How To Build a Model Number".
- Any special service required.

Note: • The ☐ indicates that a choice is required.

- The absence of the ☐ indicates that no choice is required.
- Alpha-numeric characters in place of ☐ indicate that no other alternatives are available.

HOW TO BUILD A MODEL NUMBER

A Select basic model.

B Select non-contrast or fabric contrast 1.
Refer to color addendum at ki.com or KI Fabrics & Finishes binder.

C Select fabric contrast 2.
Refer to color addendum at ki.com or KI Fabrics & Finishes binder.

D Select I.V. pole (facing).
NS - No pole
LRFV - Left facing-rear; add \$330
RFFV - Right facing-front; add \$330
RRFV - Right facing-rear; add \$330
 If top articulating table is specified, table, I.V. pole and/or catheter bag attachment must all be specified in unique locations. If optional magazine pouch is specified, only Left-facing-rear (LRFV) or No pole (NS) can be specified.

Left facing = right-handed when seated

Right facing = left-handed when seated

E Select catheter bag attachment hook (facing).

NCA - No catheter attachment
LRCA - Left facing-rear; add \$55
RFCA - Right facing-front; add \$55
RRCA - Right facing-rear; add \$55

If top articulating table is specified, table, I.V. pole and/or catheter bag attachment must all be specified in unique locations.

F Select magazine pouch.

NMR - No magazine pouch
RFP - Right side pouch; add \$210
 Magazine pouch fabric will match arm fabric selection (Fabric Contrast 1).
 C.O.M. = .5 yd

G Select arm option.

WAC - Wood armcaps
PAC - Black poly (pair); add \$124

H Select wood finish color.

Refer to color addendum at ki.com or KI

Fabrics & Finishes binder.

I Select veneer color.

Refer to color addendum at ki.com or KI Fabrics & Finishes binder.



Approx. Packaged Weight	Grade C.O.M.	Grade C	Grade D	Grade E & C.O.L.	Grade F	Grade G	Grade H	Grade I	Grade J	Grade K	Grade L Leather	Grade M Leather
155.0#	\$ 4882	\$ 5128	\$ 5192	\$ 5271	\$ 5322	\$ 5426	\$ 5527	\$ 5658	\$ 5917	\$ 6174	\$ 6432	\$ 6952
155.0#	\$ 4970	\$ 5217	\$ 5280	\$ 5326	\$ 5411	\$ 5513	\$ 5617	\$ 5745	\$ 6006	\$ 6264	\$ 6521	\$ 7039
155.0#	\$ 4882	\$ 5128	\$ 5192	\$ 5271	\$ 5322	\$ 5426	\$ 5527	\$ 5658	\$ 5917	\$ 6174	\$ 6432	\$ 6952
155.0#	4882	5128	5192	5271	5322	5426	5527	5658	5917	6174	6432	6952
155.0#	\$ 4970	\$ 5217	\$ 5280	\$ 5326	\$ 5411	\$ 5513	\$ 5617	\$ 5745	\$ 6006	\$ 6264	\$ 6521	\$ 7039
155.0#	4970	5217	5280	5326	5411	5513	5617	5745	6006	6264	6521	7039

INFORMATION

Moisture Barrier \$153

Kensington Maple Upcharge

Kensington Maple requires extended leadtimes.

Model

Three II Recliner \$11

Options

Additional options may be ordered. Add /xx to the end of the model number and upcharge.

Monitor Arm

/RFMA - Right facing and \$749

Monitor arm is mounted on right facing side of chair. If monitor arm is selected, a right facing tablet cannot be selected.

C.O.M. Requirements

C.O.M. yardage requirements listed above are based on plain goods 54" wide. If less

than 54" wide or fabrics requiring matching (stripes, plaids, prints, large patterns), additional yardage will be needed. Consult C.O.M. matrix on the Ordering C.O.M. and C.O.L. page for additional yardage needed. For C.O.M. fabric sent to KI-High Point on multiple rolls, add an additional yard of fabric per roll to the yardage requirements.

C.O.L. Requirements

Figure 18 sq. ft. of leather (C.O.L.) for each yard shown (i.e., 4.75 x 18 = 85.5 sq. ft.).

Contrasting Upholstery

When contrasting fabric is chosen, price at highest in-grade.

Minimum Fabric/Leather Quantity

Minimum order for fabric is 1 yard. Minimum order for leather is 1 hide (approximately 50 sq. ft.).

Construction

Wood armcaps constructed of kiln-dried hardwood. Recliner mechanism constructed

of flat and tubular steel bolted to wood arms at 16 locations. Ottoman mechanism constructed of 14-gauge steel mounted to chair frame. Back shell is 1" hardwood plywood (7 ply), glued and stapled. Seat shell is 1" hardwood plywood (7 ply). Cushioning of multiple densities of polyurethane foam. Seat and back are field replaceable. Ottoman is field replaceable. Soft touch ottoman release and push/pull handles. 5" sealed casters engaged with a foot-actuated central locking/braking caster system.

SPECIAL SERVICES

Special Carton Marking

With specially marked information N/C

Shipping

Shipped **assembled freight prepaid f.o.b. High Point, North Carolina 27263** factory. Freight class #250.

Specifications and prices are subject to change without prior notice.

Three® II

Recliner Replacement Parts

MODEL		MODEL NUMBER			Approx. Packaged Weight Grade C.O.M. Grade C		
		Basic Model	Non-Contrast or Fabric Contrast 1	Moisture Barrier			
TRRP2	Replacement Back	TRR2BK	□□□□	□□□	40.0#	\$ 907	\$ 995
TRRP2	Replacement Seat	TRR2ST	□□□□	□□□	5.0#	\$ 278	\$ 323
TRRP2	Replacement Ottoman	TRR2FT	□□□□	□□□	5.0#	\$ 284	\$ 307
		A	B	C			

HOW TO ORDER

Indicate the following information on order form:

1. Quantity of each item.
2. Model number, including options. See “How To Build a Model Number”.
3. Any special service required.

Note:

- The □ indicates that a choice is required.
- The absence of the □ indicates that no choice is required.
- Alpha-numeric characters in place of □ indicate that no other alternatives are available.

HOW TO BUILD A MODEL NUMBER

- A** Select basic model.
- B** Select non-contrast or fabric contrast 1. Refer to color addendum at ki.com or KI Fabrics & Finishes binder.
- C** Select moisture barrier.
- | | |
|------------|-----------------------|
| MB | - Moisture Barrier |
| NMB | - No moisture barrier |
- See pricing column for moisture barrier upcharge.

INFORMATION

C.O.M. Requirements
C.O.M. yardage requirements listed above are based on plain goods 54" wide. If less than 54" wide or fabrics requiring matching (stripes, plaids, prints, large patterns), additional yardage will be needed. Consult C.O.M. matrix on the Ordering C.O.M. and C.O.L. page for additional yardage needed. For C.O.M. fabric sent to KI-High Point on multiple rolls, add an additional yard of fabric per roll to the yardage requirements.

C.O.L. Requirements
Figure 18 sq. ft. of leather (C.O.L.) for each yard shown (i.e., 4.75 x 18 = 85.5 sq. ft.).

Contrasting Upholstery
When contrasting fabric is chosen, price at highest in-grade.



Grade D	Grade E & C.O.L.	Grade F	Grade G	Grade H	Grade I	Grade J	Grade K	Grade L Leather	Grade M Leather	Moisture Barrier add to list price
\$ 1018	\$ 1046	\$ 1095	\$ 1104	\$ 1142	\$ 1188	\$ 1282	\$ 1376	\$ 1469	\$ 1658	\$ 101
\$ 334	\$ 350	\$ 358	\$ 377	\$ 397	\$ 420	\$ 465	\$ 511	\$ 559	\$ 654	\$ 39
\$ 313	\$ 320	\$ 324	\$ 334	\$ 344	\$ 355	\$ 378	\$ 403	\$ 425	\$ 473	\$ 39

SPECIAL SERVICES

Special Carton Marking

With specially marked information N/C

Shipping

Shipped **assembled freight prepaid f.o.b.**
High Point, North Carolina 27263 factory.
Freight class #150.

Specifications and prices are subject to
change without prior notice.

Index

Model No.	Description	Page	Model No.	Description	Page
BIB/NC	Built-In: Built-In, Basic	36	PLSSC/DS	Sleeper Replacement Parts: Loveseat	
BID/NC	Built-In: Built-In, Drawers	36		Sleeper Replacement Seat & Back Cushions - DS	52
BIP/NC	Built-In: Built-In, Front Panel	36	PLSSC/LFS	Sleeper Replacement Parts: Loveseat	
FG/NC	Glider: Glider (Closed Arm)	32		Sleeper Replacement Seat & Back Cushions - LFS	52
FGC/NC	Glider: Replacement Cover Set	32	PLSSC/RFS	Sleeper Replacement Parts: Loveseat	
FLS2/NC	Sleeper: Lounge Sleeper	8		Sleeper Replacement Seat & Back Cushions - RFS	52
FLS2C/NC	Sleeper: Lounge Sleeper Replacement Arm		POCL/NC	Bariatric: Bariatric Chair (Open Arm)	68
	Panels, Seat & Back Cushions	8	POP/NC	Patient Chair: Patient Chair (Open Arm)	62
FLSS/DS/NC	Sleeper: Loveseat Sleeper - DS (Open, Both		POPC/NC	Patient Chair Replacement Parts: Patient	
	Sides Facing)	12		Chair Replacement Back and Seat Cover Set	
FLSS/LFS/NC	Sleeper: Loveseat Sleeper - LFS (Open, Left			(Open Arm)	66
	Side Facing)	10	POT	Patient Chair: Ottoman	62
FLSS/RFS/NC	Sleeper: Loveseat Sleeper - RFS (Open,		POX/NC	Patient Chair: Motion Patient Chair (Open Arm)	64
	Right Side Facing)	10	POXC/NC	Patient Chair Replacement Parts: Motion	
FLSSC/DS/NC	Sleeper Replacement Parts: Loveseat			Patient Chair Replacement Back and Seat	
	Sleeper Replacement Seat & Back Cushions - DS	14		Cover Set (Open Arm)	66
FLSSC/LFS/NC	Sleeper Replacement Parts: Loveseat		PPP/NC	Patient Chair: Patient Chair (Closed Arm)	62
	Sleeper Replacement Seat & Back Cushions - LFS	14	PPPC/NC	Patient Chair Replacement Parts: Patient	
FLSSC/RFS/NC	Sleeper Replacement Parts: Loveseat			Chair Replacement Back and Seat Cover Set	
	Sleeper Replacement Seat & Back Cushions - RFS	14		(Closed Arm)	66
FNS/NC	Modern: Modern, No Storage	42	PPX/NC	Patient Chair: Motion Patient Chair (Closed Arm)	64
FOCL/NC	Bariatric: Bariatric Chair (Open Arm)	30	PPXC/NC	Patient Chair Replacement Parts: Motion	
FOP/NC	Patient Chair: Patient Chair (Open Arm)	24		Patient Chair Replacement Back and Seat	
FOPC/NC	Patient Chair Replacement Parts: Patient			Cover Set (Closed Arm)	66
	Chair Replacement Cover Set (Open Arm)	28	PR/FC/LFT/LT	Recliner: Recliner (w/ Laminate Side Articulating	
FOT	Patient Chair: Ottoman	24		Tablet) - Contrast	56
FOX2/NC	Patient Chair: Motion Patient Chair (Open Arm)	26	PR/FC/LFT/VT	Recliner: Recliner (w/ Veneer Side Articulating	
FOX2C/NC	Patient Chair Replacement Parts: Motion			Tablet) - Contrast	58
	Patient Chair Replacement Cover Set (Open Arm)	28	PR/NC	Recliner: Recliner	54
FPP/NC	Patient Chair: Patient Chair (Closed Arm)	24	PR/NC/LFT/LT	Recliner: Recliner (w/ Laminate Side Articulating	
FPPC/NC	Patient Chair Replacement Parts: Patient			Tablet) - Non-contrast	56
	Chair Replacement Cover Set (Closed Arm)	28	PR/NC/LFT/VT	Recliner: Recliner (w/ Veneer Side Articulating	
FR/FC/LFT/LT	Recliner: Recliner (w/ Laminate Side Articulating			Tablet) - Non-contrast	58
	Tablet) - Contrast	18	PRII/FC/RFT/LT	Recliner: Recliner (w/ Laminate Side Articulating	
FR/FC/LFT/VT	Recliner: Recliner (w/ Veneer Side Articulating			Tablet) - Contrast	76
	Tablet) - Contrast	20	PRII/FC/RFT/VT	Recliner: Recliner (w/ Veneer Side Articulating	
FR/NC	Recliner: Recliner	16		Tablet) - Contrast	78
FR/NC/LFT/LT	Recliner: Recliner (w/ Laminate Side Articulating		PRII/NC	Recliner: Recliner (Closed Arm)	74
	Tablet) - Non-contrast	18	PRII/NC/RFT/LT	Recliner: Recliner (w/ Laminate Side Articulating	
FR/NC/LFT/VT	Recliner: Recliner (w/ Veneer Side Articulating			Tablet) - Non-contrast	76
	Tablet) - Non-contrast	20	PRII/NC/RFT/VT	Recliner: Recliner (w/ Veneer Side Articulating	
FRC	Recliner Replacement Parts: Replacement Cover Set	22		Tablet) - Non-contrast	78
FRHS	Recliner Replacement Parts: Replacement		PRR2BK	Recliner Replacement Parts: Replacement Back	80
	Head Support Covers	22	PRR2FT	Recliner Replacement Parts: Replacement Ottoman	80
FS1/LFS/NC	Modern: Modern, Storage Left Side	42	PRR2ST	Recliner Replacement Parts: Replacement Seat	80
FS1/RFS/NC	Modern: Modern, Storage Right Side	42	PRRC	Recliner: PR Replacement Cover Set	54
FSB/AF/NC	Freestanding: Freestanding, Basic	38	PRW/NC	Recliner: Wallsaver Recliner	60
FSD/AF/NC	Freestanding: Freestanding, Drawers	40	PRWC	Recliner: PRW Replacement Cover Set - Wallsaver	60
FSP/AF/NC	Freestanding: Freestanding, Front Panel	38	RB2L	Accessories/Options: Removable Back Cover	90
FSS/NC	Modern: Modern, Storage Both Sides	42	RBL00	4-Leg Bentwood Chair: Mesh Seat and Back	
PG/NC	Glider: Glider (Closed Arm)	70		with Trim	88
PGC/NC	Glider: Replacement Cover Set	70	RBL04	4-Leg Bentwood Chair: Removable Padded	
PLS/NC	Sleeper: Lounge Sleeper	46		Upholstery Back with Mesh Seat and Trim	88
PLSC	Sleeper: Lounge Sleeper Replacement Seat		RBL05	4-Leg Bentwood Chair: Removable Padded	
	& Back Cushions	46		Seat and Back Upholstery with Trim	88
PLSS/DS/NC	Sleeper: Loveseat Sleeper - DS (Open, Both		RETRO.MEDCASTER	Sleeper Replacement Parts: Replacement	
	Sides Facing)	50		Med Caster Kit	14
PLSS/LFS/NC	Sleeper: Loveseat Sleeper - LFS (Open, Left		RSC2	Accessories/Options: Removable Seat Cover	90
	Side Facing)	48	RSL00	Sled Base Chair: Mesh Seat and Back with Trim	84
PLSS/RFS/NC	Sleeper: Loveseat Sleeper - RFS (Open,		RSL04	Sled Base Chair: Removable Padded Uphol-	
	Right Side Facing)	48		stery Back with Mesh Seat and Trim	84



Model No.	Description	Page	Model No.	Description	Page
RSL05	Sled Base Chair: Removable Padded Seat and Back Upholstery with Trim	84	SR15/NC	Recliner: Recliner (Closed Arm)	128
RVL00	4-Leg Metal Chair: Mesh Seat and Back with Trim	86	SR15/NC/LFRT/LT	Recliner: Recliner (w/ Laminate Top Articulating Tablet) - Non-contrast	130
RVL04	4-Leg Metal Chair: Removable Padded Upholstery Back with Mesh Seat and Trim	86	SR15/NC/LFRT/VT	Recliner: Recliner (w/ Veneer Top Articulating Tablet) - Non-contrast	132
RVL05	4-Leg Metal Chair: Removable Padded Seat and Back Upholstery with Trim	86	SR15/NC/RFT/LT	Recliner: Recliner (w/ Laminate Side Articulating Tablet) - Non-contrast	130
SLS/NC	Sleeper: Lounge Sleeper - No Arm	94	SR15/NC/RFT/VT	Recliner: Recliner (w/ Veneer Side Articulating Tablet) - Non-contrast	132
SLSC	Sleeper: Lounge Sleeper Replacement Seat & Back Cushions	94	SRBAC	Bariatric Replacement Parts: Replacement Armcaps	120
SLSP/NC	Sleeper: Lounge Sleeper - Closed Arm	94	SRBBK	Bariatric Replacement Parts: Replacement Back	120
SLSS/DS/NC	Sleeper: Loveseat Sleeper (Armless) - DS (Open, Both Sides Facing)	98	SRBCA/LF	Bariatric Replacement Parts: Replacement Arm (Closed Arm)	120
SLSS/LFS/NC	Sleeper: Loveseat Sleeper (Armless) - LFS (Open, Left Side Facing)	96	SRBOA/LF	Bariatric Replacement Parts: Replacement Arm (Open Arm)	120
SLSS/RFS/NC	Sleeper: Loveseat Sleeper (Armless) - RFS (Open, Right Side Facing)	96	SRBSC	Bariatric Replacement Parts: Replacement Seat (Closed Arm)	120
SLSSC/DS	Sleeper Replacement Parts: Loveseat Sleeper Replacement Seat & Back Cushions - DS	104	SRBST	Bariatric Replacement Parts: Replacement Seat (Open Arm)	120
SLSSC/LFS	Sleeper Replacement Parts: Loveseat Sleeper Replacement Seat & Back Cushions - LFS	104	SRGAC	Glider Replacement Parts: Replacement Armcaps	124
SLSSC/RFS	Sleeper Replacement Parts: Loveseat Sleeper Replacement Seat & Back Cushions - RFS	104	SRGBK	Glider Replacement Parts: Replacement Back	124
SLSSP/DS/NC	Sleeper: Loveseat Sleeper (Closed Arm) - DS (Open, Both Sides Facing)	102	SRGCA/LF	Glider Replacement Parts: Replacement Arm (Closed Arm)	124
SLSSP/LFS/NC	Sleeper: Loveseat Sleeper (Closed Arm) - LFS (Open, Left Side Facing)	100	SRGOA/LF	Glider Replacement Parts: Replacement Arm (Open Arm)	124
SLSSP/RFS/NC	Sleeper: Loveseat Sleeper (Closed Arm) - RFS (Open, Right Side Facing)	100	SRGST	Glider Replacement Parts: Replacement Seat	124
SOCL/NC	Bariatric: Bariatric Chair (Open Arm)	118	SR11/FC/LFRT/LT	Recliner: Recliner (w/ Laminate Top Articulating Tablet) - Contrast	130
SOG/NC	Glider: Glider (Open Arm)	122	SR11/FC/LFRT/VT	Recliner: Recliner (w/ Veneer Top Articulating Tablet) - Contrast	132
SOP/NC	Patient Chair: Patient Chair (Open Arm)	114	SR11/FC/RFT/LT	Recliner: Recliner (w/ Laminate Side Articulating Tablet) - Contrast	130
SPCL/NC	Bariatric: Bariatric Chair (Closed Arm)	118	SR11/FC/RFT/VT	Recliner: Recliner (w/ Veneer Side Articulating Tablet) - Contrast	132
SPG/NC	Glider: Glider (Closed Arm)	122	SR11/NC	Recliner: Recliner (Closed Arm)	128
SPP/NC	Patient Chair: Patient Chair (Closed Arm)	114	SR11/NC/LFRT/LT	Recliner: Recliner (w/ Laminate Top Articulating Tablet) - Non-contrast	130
SPX/NC	Patient Chair: Motion Patient Chair (Closed Arm)	114	SR11/NC/LFRT/VT	Recliner: Recliner (w/ Veneer Top Articulating Tablet) - Non-contrast	132
SR/FC/LFRT/LT	Recliner: Recliner (w/ Laminate Top Articulating Tablet) - Contrast	108	SR11/NC/RFT/LT	Recliner: Recliner (w/ Laminate Side Articulating Tablet) - Non-contrast	130
SR/FC/LFRT/VT	Recliner: Recliner (w/ Veneer Top Articulating Tablet) - Contrast	110	SR11/NC/RFT/VT	Recliner: Recliner (w/ Veneer Side Articulating Tablet) - Non-contrast	132
SR/FC/LFT/LT	Recliner: Recliner (w/ Laminate Side Articulating Tablet) - Contrast	108	SRMBC	Patient Chair Replacement Parts: Motion Patient Chair Replacement Back	116
SR/FC/LFT/VT	Recliner: Recliner (w/ Veneer Side Articulating Tablet) - Contrast	110	SRMCA/LF	Patient Chair Replacement Parts: Motion Patient Chair Replacement Arm	116
SR/NC	Recliner: Recliner (Closed Arm)	106	SRMSC	Patient Chair Replacement Parts: Motion Patient Chair Replacement Seat	116
SR/NC/LFRT/LT	Recliner: Recliner (w/ Laminate Top Articulating Tablet) - Non-contrast	108	SRPAC	Patient Chair Replacement Parts: Patient Chair Replacement Armcaps	116
SR/NC/LFRT/VT	Recliner: Recliner (w/ Veneer Top Articulating Tablet) - Non-contrast	110	SRPBK	Patient Chair Replacement Parts: Patient Chair Replacement Back	116
SR/NC/LFT/LT	Recliner: Recliner (w/ Laminate Side Articulating Tablet) - Non-contrast	108	SRPCA/LF	Patient Chair Replacement Parts: Patient Chair Replacement Closed Arm	116
SR/NC/LFT/VT	Recliner: Recliner (w/ Veneer Side Articulating Tablet) - Non-contrast	110	SRPOA/LF	Patient Chair Replacement Parts: Patient Chair Replacement Open Arm	116
SR15/FC/LFRT/LT	Recliner: Recliner (w/ Laminate Top Articulating Tablet) - Contrast	130	SRPST	Patient Chair Replacement Parts: Patient Chair Replacement Seat	116
SR15/FC/LFRT/VT	Recliner: Recliner (w/ Veneer Top Articulating Tablet) - Contrast	132	SRR2AC	Recliner Replacement Parts: Replacement	
SR15/FC/RFT/LT	Recliner: Recliner (w/ Laminate Side Articulating Tablet) - Contrast	130			
SR15/FC/RFT/VT	Recliner: Recliner (w/ Veneer Side Articulating Tablet) - Contrast	132			

Index

Model No.	Description	Page	Model No.	Description	Page
	Armcaps	142			
SRR2BK	Recliner Replacement Parts: Replacement Back	142			
SRR2FT	Recliner Replacement Parts: Replacement Ottoman	142			
SRR2ST	Recliner Replacement Parts: Replacement Seat	142			
SRRAC	Recliner Replacement Parts: Replacement Arm Caps	112			
SRRBK	Recliner Replacement Parts: Replacement Back	112			
SRRCA/LF	Recliner Replacement Parts: Replacement Arm	112			
SRRFT	Recliner Replacement Parts: Replacement Footrest	112			
SRRSC	Recliner Replacement Parts: Replacement Seat Cover Only	112			
TLS/NC	Sleeper: Lounge Sleeper	146			
TLSC	Sleeper: Lounge Sleeper Replacement Seat & Back Cushions	146			
TLSS/DS/NC	Sleeper: Loveseat Sleeper - DS (Open, Both Sides Facing)	150			
TLSS/LFS/NC	Sleeper: Loveseat Sleeper - LFS (Open, Left Side Facing)	148			
TLSS/RFS/NC	Sleeper: Loveseat Sleeper - RFS (Open, Right Side Facing)	148			
TLSSC/DS	Sleeper Replacement Parts: Loveseat Sleeper Replacement Seat & Back Cushions - DS	152			
TLSSC/LFS	Sleeper Replacement Parts: Loveseat Sleeper Replacement Seat & Back Cushions - LFS	152			
TLSSC/RFS	Sleeper Replacement Parts: Loveseat Sleeper Replacement Seat & Back Cushions - RFS	152			
TPCL/NC	Bariatric: Bariatric Chair	154			
TRII/FC/LFRT/LT	Recliner: Recliner (w/ Laminate Top Articulating Tablet) - Contrast	160			
TRII/FC/LFRT/VT	Recliner: Recliner (w/ Veneer Top Articulating Tablet) - Contrast	162			
TRII/FC/RFT/LT	Recliner: Recliner (w/ Laminate Side Articulating Tablet) - Contrast	160			
TRII/FC/RFT/VT	Recliner: Recliner (w/ Veneer Side Articulating Tablet) - Contrast	162			
TRII/NC	Recliner: Recliner (Closed Arm)	158			
TRII/NC/LFRT/LT	Recliner: Recliner (w/ Laminate Top Articulating Tablet) - Non-contrast	160			
TRII/NC/LFRT/VT	Recliner: Recliner (w/ Veneer Top Articulating Tablet) - Non-contrast	162			
TRII/NC/RFT/LT	Recliner: Recliner (w/ Laminate Side Articulating Tablet) - Non-contrast	160			
TRII/NC/RFT/VT	Recliner: Recliner (w/ Veneer Side Articulating Tablet) - Non-contrast	162			
TRR2BK	Recliner Replacement Parts: Replacement Back	164			
TRR2FT	Recliner Replacement Parts: Replacement Ottoman	164			
TRR2ST	Recliner Replacement Parts: Replacement Seat	164			





KI
1330 Bellevue Street
P.O. Box 8100
Green Bay, Wisconsin 54308-8100
1-800-424-2432
www.ki.com

KI and Furnishing Knowledge
are registered trademarks
of Krueger International, Inc.

© 2011 KI
All Rights Reserved.
Litho in USA.
Code KI-11481R1/KI/VL/211