

Blu Sky™ Collection Price List ■

November 13, 2013

Updated April 13, 2015

800-424-2432



Contents

Refer to KI Terms & Conditions document or visit ki.com.

Ordering C.O.M., C.O.L., and C.O.V.	High Point	2
	Shipping Location	4
Bench Seating	Kurv™ Benches	8
Folding Chairs	Novite™	24
Stack Seating	Plaza™ Chair	28
Guest Seating	Berlage™ Chair	32
	Bronto™ Chair	36
	Centraal Museum™ Chair	40
	Itoki DP™ Chair	44
	Itoki DD™ Table	16
	Jubi™ Chair	50
	Mondial™ Chair	54
Lounge Seating	200 Series™ Boss Design®	58
	200 Series™ Tables Boss Design®	60
	400 Series™ Boss Design®	62
	600 Series™ Boss Design®	64
	6100 Series™ Boss Design®	64
	6200 Series™ Boss Design®	64
	20 Series™ Table Boss Design®	70
	Jovi™	74
Task Seating	Exude™ Chair	78

Ordering C.O.M., C.O.L., and C.O.V.

High Point

Customer's Own Material ■

Specifications Form

March 2015

All fabrics, including COM, COL, KOM and in grades will be applied at the factory's discretion. If a pattern or stripe is to be applied in a certain direction, the customer MUST specify this in writing on the P.O. and attach a sample of the fabric with it running in the application direction to the P.O. Specifying fabric direction may increase the amount of COM or KOM yardage required. Check with KI Customer Service to see if an increase in yardage is necessary BEFORE specifying, ordering and sending COM and COL to the factory or having KOM quoted.

ALL C.O.M AND C.O.L SHIPMENTS
MUST BE PREPAID TO: KI
217 Feld Avenue
High Point, NC 27263

COM and COL must be identified as follows:

1. Name and address
2. Your purchase order number
3. Our style number to which fabric is to be applied
4. Supplier name and fabric name, number, and color

COLLECT SHIPMENTS WILL BE REFUSED.

SHIPMENT SCHEDULE WILL BE GIVEN WHEN ALL FABRIC IS RECEIVED FOR ENTIRE ORDER

YARDAGE REQUIREMENTS LISTED IN PRICE LIST ARE BASED ON PLAIN GOODS 54" WIDE. Fabrics less than 54" wide, or those requiring matching (stripes, plaids, prints, large patterns) will require additional yardage based on the fabric used and the item ordered. FABRIC WITH NAP: IF USING MOHAIR, VELVET OR ANY FABRIC WITH A "NAP", INCREASE YARDAGE REQUIRE BY 11%. CONSULT MATRIX BELOW FOR ADDITIONAL YARDAGE NEEDED.

C.O.M. INCREASE MATRIX (The yardage matrix is also applicable to any reservations of KI Ingrade, Pallas, or KOM upholsteries).

This table is a general guide.

FABRIC WIDTH	PLAIN FABRIC	UNDER 7" REPEAT	8"-13" REPEAT	14"-21" REPEAT	22"-27" REPEAT	28"-33" REPEAT	34"-40" REPEAT	41"-48" REPEAT
54"	0	20%	25%	30%	40%	50%	60%	70%
51"-53"	15%	25%	30%	35%	45%	60%	70%	80%
48"-50"	20%	30%	35%	40%	50%	65%	75%	85%
45"-47"	30%	45%	50%	55%	60%	80%	90%	100%
36"-44"	50%	65%	70%	75%	80%	100%	110%	120%

FABRIC WITH DOUBLE REPEAT: IF USING A FABRIC WITH A DOUBLE REPEAT, PLEASE FOLLOW THIS FORMULA: TAKE THE TOTAL AMOUNT OF THE LARGER AND HALF OF THE SMALLER REPEAT; ADD TOGETHER TO FIND THE CORRECT OVERALL REPEAT. EXAMPLE: 10" VERTICAL WITH 14" HORIZONTAL WOULD BE $14 + 5 = 19$.

IF FABRIC COMES IN ON MULTIPLE ROLLS, ONE ADDITIONAL YARD PER ROLL NEEDS TO BE ADDED TO THE YARDAGE REQUIREMENT.

SPECIAL NOTE: WE CAN ASSUME NO RESPONSIBILITY FOR THE DURABILITY OR TAILORING QUALITY OF CUSTOMER FURNISHED COVERINGS (C.O.M.) OR KOM. KOM: is fabric that KI will purchase for you at jobber's price (net) plus a nominal charge for handling, shipping, and managing.





Customer's Own Material ■

Specifications Form

March 2015

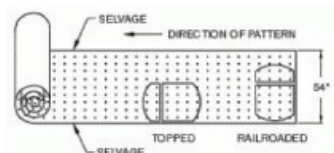
ADDITIONAL NOTES:

- Orders cannot go into production without the information listed at right.
- Attach memo sample to this approval sheet.
- If your order has been placed, list PO# _____
- The cost of the COM sample will be paid by the client.
- Even after preliminary approval, KI reserves the right to reject COM/COL if necessary when the quality is not satisfactory for the product to be upholstered. KI assumes no responsibility for its overall appearance, flammability, durability, color fastness or any other quality after upholstered on a KI product.

ALL COM MUST BE APPROVED.

Photocopy this form and submit with COM fabric for approval:

(This fabric approval is for the purpose of advising how to apply your COM fabric, verify yardage required, and suitability.)



YOUR COMPANY NAME _____

PHONE _____ FAX _____

Material Supplier _____

Material Name _____ Number _____

Material Color _____ Width _____

Vertical Repeat _____ Horizontal Repeat _____

Fiber Content _____

Direction Stripe/Pattern to be applied _____

COM TO BE USED ON THE FOLLOWING:

QTY PRODUCT NAME/NUMBER

_____	_____
_____	_____
_____	_____
_____	_____
_____	_____



Ordering C.O.M., C.O.L., and C.O.V.

Shipping Location

C.O.M. SHIPPING LOCATION

Architectural Walls

Genius Walls MN

Casegoods

Dante Benches AG
Darwin Tackboards MN
Aristotle Tackboards MN

Classroom Furniture

360° Classroom Furniture BW
Intellect Wave Chairs GB
Dorsal 1090 Chairs GB
Dorsal Student Desks GB
Learn2 GB

Desking

700 Series Desking KP
Balance Overheads MN
Genesis Desking MN
True Desking KP
Universal Overheads MN
WorkZone Desking MN

Files & Storage

700 Series Pedestal Cushion GB
U-Series Pedestal Cushion GB

Fixed Seating

Concerto Auditorium Seating BW
Single Pedestal Seating GB
Jury Base Seating GB
Lancaster Auditorium Seating BW
Sequence Seating GB
University Seating GB

Panel Systems

All Terrain KP
Balance Overheads MN
System 3000 MN

Universal Overheads MN
Wireworks MN
Unite MN

Residence Hall Furniture

RoomScape Furniture MN

Screens

True/Volition KP
Genesis KP

Seating

100 Series Folding Chairs BW
300 Series Folding Chairs BW
600 Series Stools BW
700 Series Folding Chairs BW
1000 Series GB
Aerdyn Guest Seating HN
Affina Collection HN
Arissa Lounge HN
Altus Task Chairs TM
Apply Stack Chairs GB
Auditorium Folding Chairs BW
Avail Task Chairs OM
Bantam Guest Seating HN
Briar Multiple & Healthcare Seating HN
Boss Design Chairs HN
Cinturon Lounge & Professional Seating HN
Cody Lounge Seating HN
Connection Zone Privacy Booths HN
Dorsal Stack & Tandem Seating GB
Engage Task Chairs & Stools GB
Flex Multiple & Healthcare Seating HN
Front Row Seats (Silk Screening) BW
GateOne Public Seating BW
Grazie Seating GB
Hub Modular Lounge Seating HN
Impress Task Chairs OM
Impress Ultra Task Chairs OM

Jessa Lounge Seating HN
Jubi Guest Chair GB
Kismet Task/Guest Chairs & Stools OM
Kurv Benches HN
LaResta Day Beds HN
Maestro Stack Chairs GB
Matrix Stack Chairs GB
Medical & Laboratory Stools OM
Mesa Lounge & Task Seating HN
MyWay Seating HN
Neena Benches HN
Opt4 GB
Perry Stack Chairs GB
Perth Multiple & Healthcare Seating HN
Perth II Healthcare Seating HN
Pilot Task Chairs OM
Piretti Stack Chairs GB
Promenade Seating System BW
Rapture Stack Chairs & Stools GB
Relax Lounge Seating HN
Rose Healthcare BW
Sela Lounge Seating HN
Sift Task Chairs TM
Silhouette Stack Chairs & Stools BW
Soltice Metal Collection HN
Soltice Multiple, Healthcare & Guest HN
Soltice II Healthcare Seating HN
Strive Multiple, Stack & Task GB
Tea Cup Lounge Seating HN
Three Multiple, Healthcare & Lounge HN
Three II Healthcare Seating HN
Torsion-on-the-Go! Nesting Chairs GB
Torsion Air Stack and Task Seating GB
Torsion Stack and Task Seating GB
Versa Stack Chairs & Stools GB

Site Furnishings

Logix BW

KI Manufacturing Sites - Customer's Own Material Shipment Manufacturing Site Addresses

AG

Contact KI at
1-800-424-2432

GB

KI Green Bay
Attn: COM Storage
1687 Westminster Drive - Gate 3
Green Bay, WI 54302

HN

KI-HN
Attn: COM Storage
217 Feld Avenue
High Point, NC 27263

KP

KI Pembroke
Attn: COM Storage
1000 Olympic Dr.
Pembroke, Ontario K8A6X7

MN

KI Manitowoc
Attn: COM Storage
1400 S. 41st St.
Manitowoc, WI 54220

BW

KI Bonduel
Attn: COM Storage
204 West South St.
Bonduel, WI 54107

KI Crossroads

Attn: Brianne Linn
280 North Road
Clinton County
Industrial Park
McElhattan, PA 17748

OM

KI-Impress
Attn: COM Storage
1110 S. Mildred Ave.
Ontario, CA 91761

TM

KI Tupelo
2112 South Green St.
Tupelo, MS 38804



Ordering C.O.M., C.O.L., and C.O.V.

Shipping Location



Bench Seating

Kurv™ General Information



Features					
Glides	•	•	•	•	•
Metal Elements	•	•	•	•	•
Upholstery	•	•	•	•	•
Dimensions					
Seat width	29"			48", 60" or 78"	48", 60" or 78"
Seat depth	21"			22"	20"
Seat height	17"			17"	17"
Overall width	29"	29"	48", 60" or 78"	48", 60" or 78"	48", 60" or 78"
Overall depth	29"	29"	29"	29"	29"
Overall height	33"	17"	17"	33"	34"

UPHOLSTERY INFORMATION

C.O.M. Fabric

For C.O.M. fabric sent to KI-High Point on multiple rolls, add an additional yard of fabric per roll to the yardage requirements. Multiple rolls have shorter pieces of fabric on them and do not allow nesting and stacking of the fabric to achieve the best yield as is done with one large roll. This results in yardage shortages and requests for additional fabric from the client, which can hold up the order. For each roll that is sent, one yard needs to be added and needs to be added to one of the rolls, not separately.

Fabric Disclaimer

Fabric will be applied as swatched by the fabric manufacturer. Fabric that is required to be applied differently than is swatched will need a Special Cost Request written specifying the direction the fabric is to be applied. The posted standard lead time will apply to the Special Cost Request.

FINISH INFORMATION

SPECIAL FINISH MATCHES

KI can match special finish requests at an upcharge of \$70 List per item, up to 12 or a maximum charge of \$840 List per order per color. Special finish requests must be sent to your KI customer service representative.

Upon receipt from KI, the finishing department will prepare a "strike-off" which will be sent to the customer for approval.

The approval form accompanying the strike-off should be faxed to your KI customer service representative. Upon receipt of the signed approval form, KI will proceed with the order. Disapproved samples may be sent back to KI directly with an explanation of disapproval. A Special Finish Number (SFN) will be assigned to this finish sample for future reference or reorders



Bench Seating

Kurv™ General Information



**Bench with
Glass Table**



Tufted Seat

Features		
Glides	•	•
Metal Elements	•	•
Upholstery	•	•
Dimensions		
Seat width	60"	48", 60" or 78"
Seat depth	22"	
Seat height	17"	
Overall width	78"	48", 60" or 78"
Overall depth	29"	29"
Overall height	34"	17"

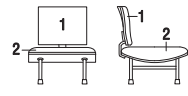
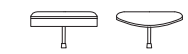
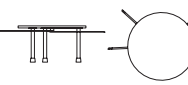
INFORMATION

Warranty

Refer to KI Terms & Conditions document or visit ki.com

Bench Seating

Kurv™ Benches

				MODEL NUMBER							
				Basic Model	Non-Contrast or Fabric Contrast 1	Fabric Contrast 2	Wood Finish	Leg/Back Support Finish	Ganging Option	TB133	
 KURV	MODEL	Features	COM								
	Chair <ul style="list-style-type: none">1 = Back (Fabric Contrast 1) C.O.M. = 1 yd2 = Seat (Fabric Contrast 2) C.O.M. = 1.5 ydGanging includes three brackets per connection	Non-contrast Contrast	2 yd	540/NC 540/FC	<input type="checkbox"/> <input type="checkbox"/> <input type="checkbox"/> <input type="checkbox"/> <input type="checkbox"/> <input type="checkbox"/> <input type="checkbox"/> <input type="checkbox"/>	<input type="checkbox"/> <input type="checkbox"/> <input type="checkbox"/> <input type="checkbox"/> <input type="checkbox"/> <input type="checkbox"/> <input type="checkbox"/> <input type="checkbox"/>	<input type="checkbox"/> <input type="checkbox"/> <input type="checkbox"/> <input type="checkbox"/> <input type="checkbox"/> <input type="checkbox"/>	<input type="checkbox"/> <input type="checkbox"/> <input type="checkbox"/> <input type="checkbox"/> <input type="checkbox"/> <input type="checkbox"/>	<input type="checkbox"/> <input type="checkbox"/> <input type="checkbox"/> <input type="checkbox"/> <input type="checkbox"/> <input type="checkbox"/>	<input type="checkbox"/> <input type="checkbox"/> <input type="checkbox"/> <input type="checkbox"/> <input type="checkbox"/> <input type="checkbox"/>	
 KURV	Corner Element <ul style="list-style-type: none">Available upholstered onlyGanging is standard and includes three brackets per connectionNot intended to be used as a seat	Non-contrast	1.5 yd	541	<input type="checkbox"/> <input type="checkbox"/> <input type="checkbox"/> <input type="checkbox"/>		<input type="checkbox"/> <input type="checkbox"/> <input type="checkbox"/> <input type="checkbox"/> <input type="checkbox"/> <input type="checkbox"/>	<input type="checkbox"/> <input type="checkbox"/> <input type="checkbox"/> <input type="checkbox"/> <input type="checkbox"/> <input type="checkbox"/>	<input type="checkbox"/> <input type="checkbox"/> <input type="checkbox"/> <input type="checkbox"/> <input type="checkbox"/> <input type="checkbox"/>	<input type="checkbox"/> <input type="checkbox"/> <input type="checkbox"/> <input type="checkbox"/> <input type="checkbox"/> <input type="checkbox"/>	
 KURT	Corner Table-Wood <ul style="list-style-type: none">Includes two swing arms per table to connect			542			<input type="checkbox"/> <input type="checkbox"/> <input type="checkbox"/> <input type="checkbox"/> <input type="checkbox"/> <input type="checkbox"/>	<input type="checkbox"/> <input type="checkbox"/> <input type="checkbox"/> <input type="checkbox"/> <input type="checkbox"/> <input type="checkbox"/>			
				A	B	C	D	E	F	G	

HOW TO ORDER

Indicate the following information on order form:

- Quantity of each item.
- Model number, including options. See “How To Build a Model Number”.
- Any special service required.

Note:

- The ☐ indicates that a choice is required.
- The absence of the ☐ indicates that no choice is required.
- Alpha-numeric characters in place of ☐ indicate that no other alternatives are available.

HOW TO BUILD A MODEL NUMBER

- A** Select basic model.
- B** Select non-contrast or fabric contrast 1.
Refer to color addendum at ki.com or KI Fabrics & Finishes binder.
- C** Select fabric contrast 2.
Refer to color addendum at ki.com or KI Fabrics & Finishes binder.
- D** Select wood finish color.
Refer to color addendum at ki.com or KI Fabrics & Finishes binder.
- E** Select leg/back support finish.
Refer to color addendum at ki.com or KI Fabrics & Finishes binder.
- F** Select ganging option.
- | | |
|------------|---------------------|
| NGG | - Non-ganging |
| GDV | - Ganging; add \$28 |
- Ganging upcharge is per connection. Standard on Corner Element.

- G** Select TB133.
- | | |
|------------|---------------------------|
| NFR | - No TB133 fire retardant |
| FR | - Fire retardant |
- See pricing column for TB133 upcharge.

INFORMATION

C.O.M. Requirements
C.O.M. yardage requirements listed above are based on plain goods 54" wide. If less than 54" wide or fabrics requiring matching (stripes, plaids, prints, large patterns), additional yardage will be needed. Consult C.O.M. matrix on the Ordering C.O.M. and C.O.L. page for additional yardage needed. For C.O.M. fabric sent to KI-High Point on multiple rolls, add an additional yard of fabric per roll to the yardage requirements.

C.O.L. Requirements
Figure 18 sq. ft. of leather (C.O.L.) for each yard shown (i.e., 4.75 x 18 = 85.5 sq. ft.).

Minimum Fabric/Leather Quantity
Minimum order for fabric is 1 yard. Minimum order for leather is 1 hide (approximately 50 sq. ft.).

California TB133 Fire Safety Code
The above seating products can be



Bench Seating

Kurv™ Benches

Approx. Packaged Weight	Wood Finish	Grade C.O.M.	Grade C	Grade D	Grade E & C.O.L.	Grade F	Grade G	Grade H	Grade I	Grade J	Grade K	Grade L Leather	Grade M Leather	TB133 add to list price
45.0#	N/A	\$ 1539	\$ 1558	\$ 1591	\$ 1633	\$ 1660	\$ 1713	\$ 1769	\$ 1834	\$ 1971	\$ 2107	\$ 2242	\$ 2515	\$ 230
45.0#	N/A	1604	1622	1656	1698	1725	1778	1832	1899	2037	2171	2309	2578	230
32.0#	N/A	\$ 1031	\$ 1036	\$ 1042	\$ 1054	\$ 1062	\$ 1075	\$ 1088	\$ 1104	\$ 1137	\$ 1170	\$ 1203	\$ 1273	\$ 141
32.0#	\$ 879													N/A

manufactured using the appropriate flame-retardant materials and fabric selections for compliance to California Technical Bulletin 133. Add "FR" to end of model number and add upcharge. Please contact KI customer service for fabric compliance. Not available with moisture barrier. Nano-TEX treatments can be used when TB133 is required.

Construction

Seat and back are 9 ply cross-laminated curved veneer. Cushioning of high density polyurethane foam. Legs and back supports are silver powder coat - standard. Glides are adjustable, brushed aluminum - standard. Attached cushions.

Gangers

Ganging device is 11-gauge steel powder coated black. 3-3/8" wide x 5/8" deep x 1/16" thick. Ganging device is connected to both units by screwing the device into the underside of the bench's wood shell. The screws are included with the ganging device.

SPECIAL SERVICES

Special Carton Marking

With specially marked information N/C


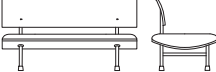
Shipping

Shipped **assembled unless replacement parts which ship k.d. freight prepaid High Point, North Carolina 27263** factory. Freight class #175.

Specifications and prices are subject to change without prior notice.

Bench Seating

Kurv™ Benches

					MODEL NUMBER							
					Basic Model	Non-Contrast or Fabric Contrast 1	Wood Finish	Leg/Back Support Finish	Ganging Option	TB133		
MODEL					Features	COM						
 KURV	Bench 48", 60", 78" • Ganging includes three brackets per connection					Non-contrast	1.5 yd	548	<input type="checkbox"/> <input type="checkbox"/> <input type="checkbox"/> <input type="checkbox"/>	<input type="checkbox"/> <input type="checkbox"/>	<input type="checkbox"/> <input type="checkbox"/> <input type="checkbox"/> <input type="checkbox"/>	<input type="checkbox"/> <input type="checkbox"/>
						Non-contrast	2.25 yd	560	<input type="checkbox"/> <input type="checkbox"/> <input type="checkbox"/> <input type="checkbox"/>	<input type="checkbox"/> <input type="checkbox"/>	<input type="checkbox"/> <input type="checkbox"/> <input type="checkbox"/> <input type="checkbox"/>	<input type="checkbox"/> <input type="checkbox"/>
						Non-contrast	3 yd	578	<input type="checkbox"/> <input type="checkbox"/> <input type="checkbox"/> <input type="checkbox"/>	<input type="checkbox"/> <input type="checkbox"/>	<input type="checkbox"/> <input type="checkbox"/> <input type="checkbox"/> <input type="checkbox"/>	<input type="checkbox"/> <input type="checkbox"/>
 KURV	Bench with Wood Back 48", 60", 78" • Ganging includes three brackets per connection					Non-contrast	1.5 yd	548W	<input type="checkbox"/> <input type="checkbox"/> <input type="checkbox"/> <input type="checkbox"/>	<input type="checkbox"/> <input type="checkbox"/>	<input type="checkbox"/> <input type="checkbox"/> <input type="checkbox"/> <input type="checkbox"/>	<input type="checkbox"/> <input type="checkbox"/>
						Non-contrast	2.25 yd	560W	<input type="checkbox"/> <input type="checkbox"/> <input type="checkbox"/> <input type="checkbox"/>	<input type="checkbox"/> <input type="checkbox"/>	<input type="checkbox"/> <input type="checkbox"/> <input type="checkbox"/> <input type="checkbox"/>	<input type="checkbox"/> <input type="checkbox"/>
						Non-contrast	3 yd	578W	<input type="checkbox"/> <input type="checkbox"/> <input type="checkbox"/> <input type="checkbox"/>	<input type="checkbox"/> <input type="checkbox"/>	<input type="checkbox"/> <input type="checkbox"/> <input type="checkbox"/> <input type="checkbox"/>	<input type="checkbox"/> <input type="checkbox"/>
									</			

HOW TO ORDER

Indicate the following information on order form:

- Quantity of each item.
- Model number, including options. See "How To Build a Model Number".
- Any special service required.

Note:

- The ☐ indicates that a choice is required.
- The absence of the ☐ indicates that no choice is required.
- Alpha-numeric characters in place of ☐ indicate that no other alternatives are available.

HOW TO BUILD A MODEL NUMBER

- A** Select basic model.
- B** Select non-contrast or fabric contrast 1.
Refer to color addendum at [ki.com](#) or KI Fabrics & Finishes binder.
- C** Select wood finish color.
Refer to color addendum at [ki.com](#) or KI Fabrics & Finishes binder.
- D** Select leg/back support finish.
Refer to color addendum at [ki.com](#) or KI Fabrics & Finishes binder.
- E** Select ganging option.
NGG - Non-ganging
GDV - Ganging; add \$28
Ganging upcharge is per connection.
- F** Select TB133.
NFR - No TB133 fire retardant
FR - Fire retardant
See pricing column for TB133 upcharge.

INFORMATION

C.O.M. Requirements
C.O.M. yardage requirements listed above are based on plain goods 54" wide. If less than 54" wide or fabrics requiring matching (stripes, plaids, prints, large patterns), additional yardage will be needed. Consult C.O.M. matrix on the Ordering C.O.M. and C.O.L. page for additional yardage needed. For C.O.M. fabric sent to KI-High Point on multiple rolls, add an additional yard of fabric per roll to the yardage requirements.

C.O.L. Requirements
Figure 18 sq. ft. of leather (C.O.L.) for each yard shown (i.e., 4.75 x 18 = 85.5 sq. ft.).

Minimum Fabric/Leather Quantity
Minimum order for fabric is 1 yard. Minimum order for leather is 1 hide (approximately 50 sq. ft.).

California TB133 Fire Safety Code
The above seating products can be



Bench Seating

Kurv™ Benches

Approx. Packaged Weight	Grade C.O.M.	Grade C	Grade D	Grade E & C.O.L.	Grade F	Grade G	Grade H	Grade I	Grade J	Grade K	Grade L Leather	Grade M Leather	TB133 add to list price
62.0#	\$ 1780	\$ 1796	\$ 1824	\$ 1854	\$ 1874	\$ 1915	\$ 1954	\$ 2006	\$ 2107	\$ 2212	\$ 2312	\$ 2514	\$ 169
77.0#	1921	1943	1975	2014	2043	2096	2152	2219	2357	2492	2627	2900	202
100.0#	2225	2245	2284	2333	2360	2422	2483	2558	2710	2865	3016	3321	238
72.0#	\$ 2325	\$ 2342	\$ 2366	\$ 2400	\$ 2421	\$ 2460	\$ 2500	\$ 2553	\$ 2654	\$ 2756	\$ 2857	\$ 2933	\$ 169
90.0#	2567	2589	2619	2662	2691	2744	2796	2867	3001	3139	3277	3545	202
115.0#	2898	2920	2958	3002	3036	3096	3158	3234	3384	3537	3692	3994	238

manufactured using the appropriate flame-retardant materials and fabric selections for compliance to California Technical Bulletin 133. Add "FR" to end of model number and add upcharge. Please contact KI customer service for fabric compliance. Not available with moisture barrier. Nano-Tex treatments can be used when TB133 is required.

Construction

Seat and back are 9 ply cross-laminated curved veneer. Cushioning of high density polyurethane foam. Legs and back supports are silver powder coat - standard. Glides are adjustable, brushed aluminum - standard. Attached cushions.

Gangers

Ganging device is 11-gauge steel powder coated black. 3-3/8" wide x 5/8" deep x 1/16" thick. Ganging device is connected to both units by screwing the device into the underside of the bench's wood shell. The screws are included with the ganging device.

SPECIAL SERVICES

Special Carton Marking

With specially marked information N/C

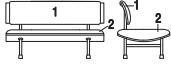
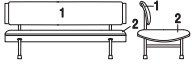
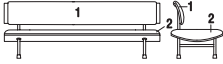
Shipping

Shipped **assembled unless replacement parts which ship k.d. freight prepaid** High Point, North Carolina 27263 factory. Freight class #175.

Specifications and prices are subject to change without prior notice.

Bench Seating

Kurv™ Benches

				MODEL NUMBER								
	MODEL	Features	COM	Basic Model	Non-Contrast or Fabric Contrast 1	Fabric Contrast 2	Wood Finish	Leg/Back Support Finish	Ganging Option	TB133		
 KURV	Bench with Upholstered Back - 48" <ul style="list-style-type: none">1 = Back (Fabric Contrast 1) C.O.M. = 1.25 yd2 = Seat (Fabric Contrast 2) C.O.M. = 1.5 ydGanging includes three brackets per connection	Non-contrast	2.75 yd	548U/NC	□□□□		□□□	□□□	□□□	□□□		
		Contrast		548U/FC	□□□□	□□□□	□□□	□□□	□□□	□□□		
 KURV	Bench with Upholstered Back - 60" <ul style="list-style-type: none">1 = Back (Fabric Contrast 1) C.O.M. = 1.5 yd2 = Seat (Fabric Contrast 2) C.O.M. = 2.25 ydGanging includes three brackets per connection	Non-contrast	3.5 yd	560U/NC	□□□□		□□□	□□□	□□□	□□□		
		Contrast		560U/FC	□□□□	□□□□	□□□	□□□	□□□	□□□		
 KURV	Bench with Upholstered Back - 78" <ul style="list-style-type: none">1 = Back (Fabric Contrast 1) C.O.M. = 1.75 yd2 = Seat (Fabric Contrast 2) C.O.M. = 3.25 ydGanging includes three brackets per connection	Non-contrast	4 yd	578U/NC	□□□□		□□□	□□□	□□□	□□□		
		Contrast		578U/FC	□□□□	□□□□	□□□	□□□	□□□	□□□		
				A	B	C	D	E	F	G		

HOW TO ORDER

Indicate the following information on order form:

- Quantity of each item.
- Model number, including options. See "How To Build a Model Number".
- Any special service required.

Note: • The □ indicates that a choice is required.

- The absence of the □ indicates that no choice is required.
- Alpha-numeric characters in place of □ indicate that no other alternatives are available.

HOW TO BUILD A MODEL NUMBER

A Select basic model.

B Select non-contrast or fabric contrast 1.
Refer to color addendum at ki.com or KI Fabrics & Finishes binder.

C Select fabric contrast 2.
Refer to color addendum at ki.com or KI Fabrics & Finishes binder.

D Select wood finish color.
Refer to color addendum at ki.com or KI Fabrics & Finishes binder.

E Select leg/back support finish.
Refer to color addendum at ki.com or KI Fabrics & Finishes binder.

F Select ganging option.
NGG - Non-ganging
GDV - Ganging; add \$28
 Ganging upcharge is per connection.

G Select TB133.

NFR - No TB133 fire retardant

FR - Fire retardant

See pricing column for TB133 upcharge.

INFORMATION

C.O.M. Requirements

C.O.M. yardage requirements listed above are based on plain goods 54" wide. If less than 54" wide or fabrics requiring matching (stripes, plaids, prints, large patterns), additional yardage will be needed. Consult C.O.M. matrix on the Ordering C.O.M. and C.O.L. page for additional yardage needed. For C.O.M. fabric sent to KI-High Point on multiple rolls, add an additional yard of fabric per roll to the yardage requirements.

C.O.L. Requirements

Figure 18 sq. ft. of leather (C.O.L.) for each yard shown (i.e., 4.75 x 18 = 85.5 sq. ft.).

Minimum Fabric/Leather Quantity

Minimum order for fabric is 1 yard. Minimum order for leather is 1 hide (approximately 50 sq. ft.).

California TB133 Fire Safety Code

The above seating products can be



Bench Seating

Kurv™ Benches

Approx. Packaged Weight	Grade C.O.M.	Grade C	Grade D	Grade E & C.O.L.	Grade F	Grade G	Grade H	Grade I	Grade J	Grade K	Grade L Leather	Grade M Leather	TB133 add to list price
75.0#	\$ 2562	\$ 2591	\$ 2638	\$ 2693	\$ 2729	\$ 2808	\$ 2880	\$ 2971	\$ 3159	\$ 3344	\$ 3532	\$ 3905	\$ 169
75.0#	2626	2655	2701	2759	2791	2870	2945	3036	3223	3408	3597	3970	169
94.0#	\$ 2860	\$ 2899	\$ 2957	\$ 3025	\$ 3074	\$ 3171	\$ 3266	\$ 3384	\$ 3619	\$ 3858	\$ 4096	\$ 4570	\$ 202
94.0#	2923	2962	3021	3089	3138	3236	3329	3449	3683	3923	4158	4635	202
94.0#	\$ 3226	\$ 3267	\$ 3331	\$ 3405	\$ 3456	\$ 3563	\$ 3662	\$ 3789	\$ 4042	\$ 4292	\$ 4550	\$ 5061	\$ 238
94.0#	3290	3330	3396	3468	3520	3628	3727	3853	4106	4358	4613	5124	238

manufactured using the appropriate flame-retardant materials and fabric selections for compliance to California Technical Bulletin 133. Add "FR" to end of model number and add upcharge. Please contact KI customer service for fabric compliance. Not available with moisture barrier. Nano-TEX treatments can be used when TB133 is required.

Construction

Seat and back are 9 ply cross-laminated curved veneer. Cushioning of high density polyurethane foam. Legs and back supports are silver powder coat - standard. Glides are adjustable, brushed aluminum - standard. Attached cushions.

Gangers

Ganging device is 11-gauge steel powder coated black. 3-3/8" wide x 5/8" deep x 1/16" thick. Ganging device is connected to both units by screwing the device into the underside of the bench's wood shell. The screws are included with the ganging device.

SPECIAL SERVICES

Special Carton Marking

With specially marked information N/C





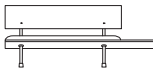

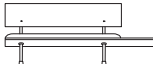

Shipping

Shipped **assembled unless replacement parts which ship k.d. freight prepaid** High Point, North Carolina 27263 factory. Freight class #175.

Specifications and prices are subject to change without prior notice.

Bench Seating

Kurv™ Benches

					MODEL NUMBER							
MODEL		Features	COM	Basic Model	Non-Contrast or Fabric Contrast 1	Wood Finish	Surface Finish	Leg/ Back Support Finish	Ganging Option	TB133		
 KURV	 Bench with Glass Table <ul style="list-style-type: none">60" seat onlyTable is 18" (total 78" width)GL=left facing table, GR=right facing table	Non-contrast	2.25 yd	578GL	□□□□	□□		□□	□□	□□		
		Non-contrast	2.25 yd	578GR	□□□□	□□		□□	□□	□□		
 KURV	 Bench with Wood Table <ul style="list-style-type: none">60" seat onlyTable is 18" (total 78" width)WDL=left facing table, WDR=right facing table	Non-contrast	2.25 yd	578WDL	□□□□	□□	□□	□□	□□	□□		
		Non-contrast	2.25 yd	578WDR	□□□□	□□	□□	□□	□□	□□		
 KURV	 Bench with Wood Back and Glass Table <ul style="list-style-type: none">60" back and seat onlyTable is 18" (total 78" width)WGL=left facing table, WGR=right facing table	Non-contrast	2.25 yd	578WGL	□□□□	□□		□□	□□	□□		
		Non-contrast	2.25 yd	578WGR	□□□□	□□		□□	□□	□□		
 KURV	 Bench with Wood Back and Wood Table <ul style="list-style-type: none">60" back and seat onlyTable is 18" (total 78" width)WWDL=left facing table, WWDR=right facing table	Non-contrast	2.25 yd	578WWDL	□□□□	□□	□□	□□	□□	□□		
		Non-contrast	2.25 yd	578WWDR	□□□□	□□	□□	□□	□□	□□		
					A	B	C	D	E	F	G	

HOW TO ORDER

Indicate the following information on order form:

- Quantity of each item.
- Model number, including options. See "How To Build a Model Number".
- Any special service required.

Note: • The □ indicates that a choice is required.

- The absence of the □ indicates that no choice is required.
- Alpha-numeric characters in place of □ indicate that no other alternatives are available.

HOW TO BUILD A MODEL NUMBER

A Select basic model.

B Select non-contrast or fabric contrast 1.
Refer to color addendum at ki.com or KI Fabrics & Finishes binder.

C Select shell wood finish color.
Refer to color addendum at ki.com or KI Fabrics & Finishes binder.

D Select surface finish color.
Refer to color addendum at ki.com or KI Fabrics & Finishes binder.

E Select leg/back support finish.
Refer to color addendum at ki.com or KI Fabrics & Finishes binder.

F Select ganging option.
NGG - Non-ganging
GDV - Ganging; add \$28
 Ganging upcharge is per connection.

G Select TB133.

NFR - No TB133 fire retardant

FR - Fire retardant

See pricing column for TB133 upcharge.

INFORMATION

C.O.M. Requirements

C.O.M. yardage requirements listed above are based on plain goods 54" wide. If less than 54" wide or fabrics requiring matching (stripes, plaids, prints, large patterns), additional yardage will be needed. Consult C.O.M. matrix on the Ordering C.O.M. and C.O.L. page for additional yardage needed. For C.O.M. fabric sent to KI-High Point on multiple rolls, add an additional yard of fabric per roll to the yardage requirements.

C.O.L. Requirements

Figure 18 sq. ft. of leather (C.O.L.) for each yard shown (i.e., 4.75 x 18 = 85.5 sq. ft.).

Minimum Fabric/Leather Quantity

Minimum order for fabric is 1 yard. Minimum order for leather is 1 hide (approximately 50 sq. ft.).

California TB133 Fire Safety Code

The above seating products can be



Bench Seating

Kurv™ Benches

Approx. Packaged Weight	Grade C.O.M.	Grade C	Grade D	Grade E & C.O.L.	Grade F	Grade G	Grade H	Grade I	Grade J	Grade K	Grade L Leather	Grade M Leather	TB133 add to list price
115.0#	\$ 2309	\$ 2325	\$ 2361	\$ 2402	\$ 2429	\$ 2483	\$ 2538	\$ 2606	\$ 2739	\$ 2874	\$ 3012	\$ 3282	\$ 238
115.0#	2309	2325	2361	2402	2429	2483	2538	2606	2739	2874	3012	3282	238
115.0#	\$ 2309	\$ 2325	\$ 2361	\$ 2402	\$ 2429	\$ 2483	\$ 2538	\$ 2606	\$ 2739	\$ 2874	\$ 3012	\$ 3282	\$ 238
115.0#	2309	2325	2361	2402	2429	2483	2538	2606	2739	2874	3012	3282	238
128.0#	\$ 2898	\$ 2920	\$ 2958	\$ 3002	\$ 3036	\$ 3096	\$ 3158	\$ 3234	\$ 3386	\$ 3539	\$ 3692	\$ 3996	\$ 238
128.0#	2898	2920	2958	3002	3036	3096	3158	3234	3386	3539	3692	3996	238
128.0#	\$ 2898	\$ 2920	\$ 2958	\$ 3002	\$ 3036	\$ 3096	\$ 3158	\$ 3234	\$ 3386	\$ 3539	\$ 3692	\$ 3996	\$ 238
128.0#	2898	2920	2958	3002	3036	3096	3158	3234	3386	3539	3692	3996	238

manufactured using the appropriate flame-retardant materials and fabric selections for compliance to California Technical Bulletin 133. Add "FR" to end of model number and add upcharge. Please contact KI customer service for fabric compliance. Not available with moisture barrier. Nano-TEX treatments can be used when TB133 is required.

Construction

Seat and back are 9 ply cross-laminated curved veneer. Cushioning of high density polyurethane foam. Legs and back supports are silver powder coat - standard. Glides are adjustable, brushed aluminum - standard. Attached cushions.

Gangers

Ganging device is 11-gauge steel powder coated black. 3-3/8" wide x 5/8" deep x 1/16" thick. Ganging device is connected to both units by screwing the device into the underside of the bench's wood shell. The screws are included with the ganging device.

SPECIAL SERVICES

Special Carton Marking

With specially marked information N/C

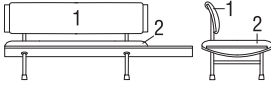
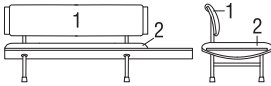
Shipping

Shipped **assembled unless replacement parts which ship k.d. freight prepaid** High Point, North Carolina 27263 factory. Freight class #175.

Specifications and prices are subject to change without prior notice.

Bench Seating

Kurv™ Benches

			MODEL NUMBER								Approx. Packaged Weight
			Basic Model	Non-Contrast or Fabric Contrast 1	Fabric Contrast 2	Wood Finish	Surface Finish	Leg/ Back Support Finish	Ganging Option	TB133	
Features	COM										
	Non-Contrast	3.5 yd	578UGL/NC	□□□□		□□		□□	□□	132.0#	
	Contrast		578UGL/FC	□□□□	□□□□	□□		□□	□□	132.0#	
	Non-Contrast	3.5 yd	578UGR/NC	□□□□		□□		□□	□□	132.0#	
	Contrast		578UGR/FC	□□□□	□□□□	□□		□□	□□	132.0#	
KURV											
Bench with Upholstered Back and Glass Table											
• 1 = Back (Fabric Contrast 1) C.O.M. = 1.5 yd											
• 2 = Seat (Fabric Contrast 2) C.O.M. = 2.25 yd											
• 60" back and seat only											
• Table is 18" (total 78" width)											
• UGL=left facing table, UGR=right facing table											
	Non-contrast	3.5 yd	578UWDL/NC	□□□□		□□	□□	□□	□□	132.0#	
	Contrast		578UWDL/FC	□□□□	□□□□	□□	□□	□□	□□	132.0#	
	Non-contrast	3.5 yd	578UWDR/NC	□□□□		□□	□□	□□	□□	132.0#	
	Contrast		578UWDR/FC	□□□□	□□□□	□□	□□	□□	□□	132.0#	
KURV											
Bench with Upholstered Back and Wood Table											
• 1 = Back (Fabric Contrast 1) C.O.M. = 1.5 yd											
• 2 = Seat (Fabric Contrast 2) C.O.M. = 2.25 yd											
• 60" back and seat only											
• Table is 18" (total 78" width)											
• UWDL=left facing table, UWDR=right facing table											
			A	B	C	D	E	F	G	H	

HOW TO ORDER

Indicate the following information on order form:

- Quantity of each item.
- Model number, including options. See "How To Build a Model Number".
- Any special service required.

Note: • The □ indicates that a choice is required.

- The absence of the □ indicates that no choice is required.
- Alpha-numeric characters in place of □ indicate that no other alternatives are available.

HOW TO BUILD A MODEL NUMBER

- A** Select basic model.
- B** Select non-contrast or fabric contrast 1.
Refer to color addendum at ki.com or KI Fabrics & Finishes binder.
- C** Select fabric contrast 2.
Refer to color addendum at ki.com or KI Fabrics & Finishes binder.
- D** Select shell wood finish color.
Refer to color addendum at ki.com or KI Fabrics & Finishes binder.
- E** Select surface finish color.
Refer to color addendum at ki.com or KI Fabrics & Finishes binder.
- F** Select leg/back support finish.
Refer to color addendum at ki.com or KI Fabrics & Finishes binder.
- G** Select ganging option.

NGG - Non-ganging
GDV - Ganging; add \$28
Ganging upcharge is per connection.

- H** Select TB133.
NFR - No TB133 fire retardant
FR - Fire retardant
See pricing column for TB133 upcharge.

INFORMATION

C.O.M. Requirements

C.O.M. yardage requirements listed above are based on plain goods 54" wide. If less than 54" wide or fabrics requiring matching (stripes, plaids, prints, large patterns), additional yardage will be needed. Consult C.O.M. matrix on the Ordering C.O.M. and C.O.L. page for additional yardage needed. For C.O.M. fabric sent to KI-High Point on multiple rolls, add an additional yard of fabric per roll to the yardage requirements.

C.O.L. Requirements

Figure 18 sq. ft. of leather (C.O.L.) for each yard shown (i.e., 4.75 x 18 = 85.5 sq. ft.).

Minimum Fabric/Leather Quantity

Minimum order for fabric is 1 yard. Minimum order for leather is 1 hide (approximately 50 sq. ft.).

California TB133 Fire Safety Code

The above seating products can be



Grade C.O.M.	Grade C	Grade D	Grade E & C.O.L.	Grade F	Grade G	Grade H	Grade I	Grade J	Grade K	Grade L Leather	Grade M Leather	TB133 add to list price
\$ 3226	\$ 3267	\$ 3330	\$ 3405	\$ 3456	\$ 3559	\$ 3662	\$ 3788	\$ 4041	\$ 4297	\$ 4550	\$ 5060	\$ 238
3290	3330	3396	3469	3521	3622	3728	3853	4106	4361	4613	5123	238
3226	3267	3330	3405	3456	3559	3662	3788	4041	4297	4550	5060	238
3290	3330	3396	3469	3521	3622	3728	3853	4106	4361	4613	5123	238

\$ 3226	\$ 3267	\$ 3330	\$ 3405	\$ 3456	\$ 3559	\$ 3662	\$ 3788	\$ 4041	\$ 4297	\$ 4550	\$ 5060	\$ 238
3290	3330	3396	3469	3521	3622	3728	3853	4106	4361	4613	5123	238
3226	3267	3330	3405	3456	3559	3662	3788	4041	4297	4550	5060	238
3290	3330	3396	3469	3521	3622	3728	3853	4106	4361	4613	5123	238

manufactured using the appropriate flame-retardant materials and fabric selections for compliance to California Technical Bulletin 133. Add "FR" to end of model number and add upcharge. Please contact KI customer service for fabric compliance. Not available with moisture barrier. Nano-Text treatments can be used when TB133 is required.

Construction

Seat and back are 9 ply cross-laminated curved veneer. Cushioning of high density polyurethane foam. Legs and back supports are silver powder coat - standard. Glides are adjustable, brushed aluminum - standard. Attached cushions.

Gangers

Ganging device is 11-gauge steel powder coated black. 3-3/8" wide x 5/8" deep x 1/16" thick. Ganging device is connected to both units by screwing the device into the underside of the bench's wood shell. The screws are included with the ganging device.

SPECIAL SERVICES

Special Carton Marking

With specially marked information N/C

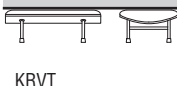
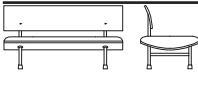
Shipping

Shipped **assembled unless replacement parts which ship k.d. freight prepaid** High Point, North Carolina 27263 factory. Freight class #175.

Specifications and prices are subject to change without prior notice.

Bench Seating

Kurv™ Benches

				MODEL NUMBER					Approx. Packaged Weight
				Basic Model	Non-Contrast or Fabric Contrast 1	Wood Finish	Leg/Back Support Finish	Ganging Option	
 KRVT	Tufted Bench 48", 60", 78" <ul style="list-style-type: none">Ganging includes three brackets per connection	Non-contrast	1.75 yd	548T	<input type="checkbox"/> <input type="checkbox"/> <input type="checkbox"/> <input type="checkbox"/>	<input type="checkbox"/> <input type="checkbox"/> <input type="checkbox"/>	<input type="checkbox"/> <input type="checkbox"/> <input type="checkbox"/>	<input type="checkbox"/> <input type="checkbox"/> <input type="checkbox"/>	62.0#
		Non-contrast	3.25 yd	560T	<input type="checkbox"/> <input type="checkbox"/> <input type="checkbox"/> <input type="checkbox"/>	<input type="checkbox"/> <input type="checkbox"/> <input type="checkbox"/>	<input type="checkbox"/> <input type="checkbox"/> <input type="checkbox"/>	<input type="checkbox"/> <input type="checkbox"/> <input type="checkbox"/>	77.0#
		Non-contrast	3.5 yd	578T	<input type="checkbox"/> <input type="checkbox"/> <input type="checkbox"/> <input type="checkbox"/>	<input type="checkbox"/> <input type="checkbox"/> <input type="checkbox"/>	<input type="checkbox"/> <input type="checkbox"/> <input type="checkbox"/>	<input type="checkbox"/> <input type="checkbox"/> <input type="checkbox"/>	100.0#
 KRVW	Tufted Bench with Wood Back 48", 60", 78" <ul style="list-style-type: none">Ganging includes three brackets per connection	Non-contrast	1.75 yd	548WT	<input type="checkbox"/> <input type="checkbox"/> <input type="checkbox"/> <input type="checkbox"/>	<input type="checkbox"/> <input type="checkbox"/> <input type="checkbox"/>	<input type="checkbox"/> <input type="checkbox"/> <input type="checkbox"/>	<input type="checkbox"/> <input type="checkbox"/> <input type="checkbox"/>	72.0#
		Non-contrast	3.25 yd	560WT	<input type="checkbox"/> <input type="checkbox"/> <input type="checkbox"/> <input type="checkbox"/>	<input type="checkbox"/> <input type="checkbox"/> <input type="checkbox"/>	<input type="checkbox"/> <input type="checkbox"/> <input type="checkbox"/>	<input type="checkbox"/> <input type="checkbox"/> <input type="checkbox"/>	90.0#
		Non-contrast	3.5 yd	578WT	<input type="checkbox"/> <input type="checkbox"/> <input type="checkbox"/> <input type="checkbox"/>	<input type="checkbox"/> <input type="checkbox"/> <input type="checkbox"/>	<input type="checkbox"/> <input type="checkbox"/> <input type="checkbox"/>	<input type="checkbox"/> <input type="checkbox"/> <input type="checkbox"/>	115.0#
						A	B	C	D

HOW TO ORDER

Indicate the following information on order form:

- Quantity of each item.
- Model number, including options. See "How To Build a Model Number".
- Any special service required.

Note:

- The ☐ indicates that a choice is required.
- The absence of the ☐ indicates that no choice is required.
- Alpha-numeric characters in place of ☐ indicate that no other alternatives are available.

HOW TO BUILD A MODEL NUMBER

- A** Select basic model.
- B** Select non-contrast or fabric contrast 1. Refer to color addendum at [ki.com](#) or KI Fabrics & Finishes binder.
- C** Select wood finish color. Refer to color addendum at [ki.com](#) or KI Fabrics & Finishes binder.
- D** Select leg finish. Refer to color addendum at [ki.com](#) or KI Fabrics & Finishes binder.
- E** Select ganging option.
- | | |
|------------|---------------------|
| NGG | - Non-ganging |
| GDV | - Ganging; add \$28 |
- Ganging upcharge is per connection.

INFORMATION

C.O.M. Requirements
C.O.M. yardage requirements listed above are based on plain goods 54" wide. If less than 54" wide or fabrics requiring matching (stripes, plaids, prints, large patterns), additional yardage will be needed. Consult C.O.M. matrix on the Ordering C.O.M. and C.O.L. page for additional yardage needed. For C.O.M. fabric sent to KI-High Point on multiple rolls, add an additional yard of fabric per roll to the yardage requirements.

C.O.L. Requirements
Figure 18 sq. ft. of leather (C.O.L.) for each yard shown (i.e., 4.75 x 18 = 85.5 sq. ft.).

Minimum Fabric/Leather Quantity
Minimum order for fabric is 1 yard. Minimum order for leather is 1 hide (approximately 50 sq. ft.).

California TB133 Fire Safety Code
Tufted models are not TB133 compliant.



Grade C.O.M.	Grade C	Grade D	Grade E & C.O.L.	Grade F	Grade G	Grade H	Grade I	Grade J	Grade K	Grade L Leather	Grade M Leather
\$ 2375	\$ 2464	\$ 2512	\$ 2565	\$ 2602	\$ 2674	\$ 2745	\$ 2835	\$ 3015	\$ 3197	\$ 3377	\$ 3735
2636	2754	2812	2882	2929	2911	3117	3236	3473	3710	3947	4422
3060	3199	3268	3352	3405	3515	3626	3765	4040	4316	4591	5143
\$ 2921	\$ 3013	\$ 3055	\$ 3111	\$ 3148	\$ 3221	\$ 3291	\$ 3383	\$ 3561	\$ 3741	\$ 3923	\$ 4155
3283	3401	3457	3527	3576	3672	3766	3884	4119	4359	4598	5065
3734	3873	3941	4023	4082	4190	4300	4438	4713	4988	5268	5814

Construction

Seat and back are 9 ply cross-laminated curved veneer. Cushioning of high density polyurethane foam. Legs and back supports are silver powder coat - standard. Glides are adjustable, brushed aluminum - standard. Attached cushions.

Gangers

Ganging device is 11-gauge steel powder coated black. 3-3/8" wide x 5/8" deep x 1/16" thick. Ganging device is connected to both units by screwing the device into the underside of the bench's wood shell. The screws are included with the ganging device.

SPECIAL SERVICES

Special Carton Marking

With specially marked information N/C









Shipping

Shipped **assembled unless replacement parts which ship k.d. freight prepaid** High Point, North Carolina 27263 factory. Freight class #175.

Specifications and prices are subject to change without prior notice.

Bench Seating

Kurv™ Benches

					MODEL NUMBER						
					Basic Model	Non-Contrast or Fabric Contrast 1	Wood Finish	Surface Finish	Leg/Back Support Finish	Ganging Option	
 KRVT		Tufted Bench with Glass Table <ul style="list-style-type: none">• 60" seat only• Table is 18" (total 78" width)• GLT=left facing table, GRT=right facing table	Features	COM	578GLT	<input type="checkbox"/> <input type="checkbox"/> <input type="checkbox"/> <input type="checkbox"/>	<input type="checkbox"/> <input type="checkbox"/>		<input type="checkbox"/> <input type="checkbox"/>	<input type="checkbox"/> <input type="checkbox"/>	
			Non-contrast	2.25 yd	578GRT	<input type="checkbox"/> <input type="checkbox"/> <input type="checkbox"/> <input type="checkbox"/>	<input type="checkbox"/> <input type="checkbox"/>		<input type="checkbox"/> <input type="checkbox"/>	<input type="checkbox"/> <input type="checkbox"/>	
 KRVT		Tufted Bench with Wood Table <ul style="list-style-type: none">• 60" seat only• Table is 18" (total 78" width)• WDLT=left facing table, WDRT=right facing table	Non-contrast	2.25 yd	578WDLT	<input type="checkbox"/> <input type="checkbox"/> <input type="checkbox"/> <input type="checkbox"/>	<input type="checkbox"/> <input type="checkbox"/>	<input type="checkbox"/> <input type="checkbox"/>	<input type="checkbox"/> <input type="checkbox"/>	<input type="checkbox"/> <input type="checkbox"/>	
			Non-contrast	2.25 yd	578WDRT	<input type="checkbox"/> <input type="checkbox"/> <input type="checkbox"/> <input type="checkbox"/>	<input type="checkbox"/> <input type="checkbox"/>	<input type="checkbox"/> <input type="checkbox"/>	<input type="checkbox"/> <input type="checkbox"/>	<input type="checkbox"/> <input type="checkbox"/>	
 KRVT		Tufted Bench with Wood Back and Glass Table <ul style="list-style-type: none">• 60" back and seat only• Table is 18" (total 78" width)• WGLT=left facing table, WGRT=right facing table	Non-contrast	2.25 yd	578WGLT	<input type="checkbox"/> <input type="checkbox"/> <input type="checkbox"/> <input type="checkbox"/>	<input type="checkbox"/> <input type="checkbox"/>		<input type="checkbox"/> <input type="checkbox"/>	<input type="checkbox"/> <input type="checkbox"/>	
			Non-contrast	2.25 yd	578WGRT	<input type="checkbox"/> <input type="checkbox"/> <input type="checkbox"/> <input type="checkbox"/>	<input type="checkbox"/> <input type="checkbox"/>		<input type="checkbox"/> <input type="checkbox"/>	<input type="checkbox"/> <input type="checkbox"/>	
 KRVT		Tufted Bench with Wood Back and Wood Table <ul style="list-style-type: none">• 60" back and seat only• Table is 18" (total 78" width)• WWDLT=left facing table, WWDRT=right facing table	Non-contrast	2.25 yd	578WWDLT	<input type="checkbox"/> <input type="checkbox"/> <input type="checkbox"/> <input type="checkbox"/>	<input type="checkbox"/> <input type="checkbox"/>	<input type="checkbox"/> <input type="checkbox"/>	<input type="checkbox"/> <input type="checkbox"/>	<input type="checkbox"/> <input type="checkbox"/>	
			Non-contrast	2.25 yd	578WWDRT	<input type="checkbox"/> <input type="checkbox"/> <input type="checkbox"/> <input type="checkbox"/>	<input type="checkbox"/> <input type="checkbox"/>	<input type="checkbox"/> <input type="checkbox"/>	<input type="checkbox"/> <input type="checkbox"/>	<input type="checkbox"/> <input type="checkbox"/>	
					A	B	C	D	E	F	

HOW TO ORDER

Indicate the following information on order form:

1. Quantity of each item.
2. Model number, including options. See "How To Build a Model Number".
3. Any special service required.

Note: • The ☐ indicates that a choice is required.
• The absence of the ☐ indicates that no choice is required.
• Alpha-numeric characters in place of ☐ indicate that no other alternatives are available.

HOW TO BUILD A MODEL NUMBER

- A** Select basic model.
- B** Select non-contrast or fabric contrast 1.
Refer to color addendum at [ki.com](#) or KI Fabrics & Finishes binder.
- C** Select shell wood finish color.
Refer to color addendum at [ki.com](#) or KI Fabrics & Finishes binder.
- D** Select surface finish color.
Refer to color addendum at [ki.com](#) or KI Fabrics & Finishes binder.
- E** Select leg/back support finish.
Refer to color addendum at [ki.com](#) or KI Fabrics & Finishes binder.
- F** Select ganging option.
NGG - Non-ganging
GDV - Ganging; add \$28
Ganging upcharge is per connection.

INFORMATION

C.O.M. Requirements
C.O.M. yardage requirements listed above are based on plain goods 54" wide. If less than 54" wide or fabrics requiring matching (stripes, plaids, prints, large patterns), additional yardage will be needed. Consult C.O.M. matrix on the Ordering C.O.M. and C.O.L. page for additional yardage needed. For C.O.M. fabric sent to KI-High Point on multiple rolls, add an additional yard of fabric per roll to the yardage requirements.

C.O.L. Requirements
Figure 18 sq. ft. of leather (C.O.L.) for each yard shown (i.e., 4.75 x 18 = 85.5 sq. ft.).

Minimum Fabric/Leather Quantity
Minimum order for fabric is 1 yard. Minimum order for leather is 1 hide (approximately 50 sq. ft.).

California TB133 Fire Safety Code
Tufted models are not TB133 compliant.



Bench Seating

Kurv™ Benches

Approx. Packaged Weight	Grade C.O.M.	Grade C	Grade D	Grade E & C.O.L.	Grade F	Grade G	Grade H	Grade I	Grade J	Grade K	Grade L Leather	Grade M Leather
115.0#	\$ 3024	\$ 3137	\$ 3198	\$ 3269	\$ 3317	\$ 3411	\$ 3504	\$ 3625	\$ 3860	\$ 4094	\$ 4332	\$ 4803
115.0#	3024	3137	3198	3269	3317	3411	3504	3625	3860	4094	4332	4803
115.0#	\$ 3024	\$ 3137	\$ 3198	\$ 3269	\$ 3317	\$ 3411	\$ 3504	\$ 3625	\$ 3860	\$ 4094	\$ 4332	\$ 4803
115.0#	3024	3137	3198	3269	3317	3411	3504	3625	3860	4094	4332	4803
128.0#	\$ 3613	\$ 3732	\$ 3794	\$ 3871	\$ 3923	\$ 4023	\$ 4126	\$ 4250	\$ 4506	\$ 4759	\$ 5012	\$ 5516
128.0#	3613	3732	3794	3871	3923	4023	4126	4250	4506	4759	5012	5516
128.0#	\$ 3613	\$ 3732	\$ 3794	\$ 3871	\$ 3923	\$ 4023	\$ 4126	\$ 4250	\$ 4506	\$ 4759	\$ 5012	\$ 5516
128.0#	3613	3732	3794	3871	3923	4023	4126	4250	4506	4759	5012	5516

Construction

Seat and back are 9 ply cross-laminated curved veneer. Cushioning of high density polyurethane foam. Legs and back supports are silver powder coat - standard. Glides are adjustable, brushed aluminum - standard. Attached cushions.

Gangers

Ganging device is 11-gauge steel powder coated black. 3-3/8" wide x 5/8" deep x 1/16" thick. Ganging device is connected to both units by screwing the device into the underside of the bench's wood shell. The screws are included with the ganging device.

SPECIAL SERVICES

Special Carton Marking

With specially marked information N/C

Shipping

Shipped **assembled unless replacement parts which ship k.d. freight prepaid** **High Point, North Carolina 27263** factory. Freight class #175.

Specifications and prices are subject to change without prior notice.

Folding Chairs

Novite™ General Information



Novite Folding Chair



Vertical Storage Caddy
KV50



Horizontal Storage Caddy
KH50

Features			
Indoor/outdoor use	•		
All plastic construction	•		
Lightweight	•		
100% recyclable	•		
General Dimensions			
Seat height	18"		
Overall Dimensions			
Width	18-1/4"	20-7/8"	35-3/8"
Depth	20-1/2"		
Height	32-3/4"	30"	22"
Length		106-1/2"	106-1/2"
Casters on center		15-1/2"	15-1/2"

SPECIFICATIONS

Material
All polypropylene construction.

Disclaimer
Excessive exposure to sunlight over time may cause the color to fade.




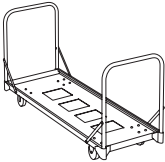
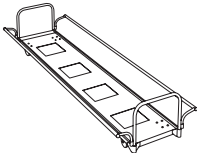
INFORMATION

Warranty

Refer to KI Terms & Conditions document
or visit ki.com

Folding Chairs

Novite™

MODEL	MODEL NUMBER			Approx. Packaged Weight
	Basic Model	Poly Color	Base	
 <div>Folding Chair<ul style="list-style-type: none">Indoor/outdoor useAll plastic constructionLightweight100% recyclableWeights 10 lbs. per chair</div>	NOVITE	<input type="checkbox"/> <input type="checkbox"/> <input type="checkbox"/> <input type="checkbox"/>		10.0#
NOV				
 <div>Vertical Storage Caddy<ul style="list-style-type: none">38 chair capacityOne-piece solid bed designAll steel construction4" wheels: 2 fixed, 3 swivelSwivel wheel in bed centerBeige finish standard (other colors available at an upcharge)30" high from floor-empty; 44" high-loaded</div>	KV50		<input type="checkbox"/> <input type="checkbox"/>	63.0#
CCAD				
 <div>Horizontal Storage Caddy<ul style="list-style-type: none">38 chair capacityOne-piece solid bed designAll steel construction4" wheels: 2 fixed, 3 swivelSwivel wheel in bed centerBeige finish standard (others available at an upcharge)22" high from floor-empty; 24-1/2" high-loaded; 40-1/8" wide loaded</div>	KH50		<input type="checkbox"/> <input type="checkbox"/>	68.0#
CCAD				
<div><div>A</div><div>B</div><div>C</div></div>				

HOW TO ORDER

Indicate the following information on order form:

- Quantity of each item.
- Model number, including options. See "How To Build a Model Number".
- Any special service required.

Note:

- The ☐ indicates that a choice is required.
- The absence of the ☐ indicates that no choice is required.
- Alpha-numeric characters in place of ☐ indicate that no other alternatives are available.

HOW TO BUILD A MODEL NUMBER

- A

Select basic model.
- B

Select plastic color.
Refer to color addendum at [ki.com](#) or KI Fabrics & Finishes binder.
- C

Select base option.

C

- Standard swivel/fixed wheels

SC

- All swivel wheels; add \$21

OPTIONS

Adjustable End post and Sockets
Adapts to KV50 and KH50 chair caddies. Allows end posts to be repositioned to prevent partial loads from shifting. Speciality #86.5002 for a KV50 caddy and #86.5003 for a KH50 caddy for field-installable parts. Add #10 weight. Upcharge is \$47

Folding Chair Caddy Brake Kits
Kit adapts to swivel wheels only; for two wheels. Specify #09.0050
Upcharge is \$12



Delivered Pricing	
\$	120
\$	590
\$	695

SPECIAL SERVICES

Special Carton Marking

With specially marked information N/C

Shipping

Shipped **assembled freight prepaid f.o.b. Tupelo, Mississippi 38804** factory. Freight class #125.

Specifications and prices are subject to change without prior notice.

Stack Seating

Plaza General Information



Guest Chair

Transport Dolly

General Dimensions	
Seat height	17-1/4"
Overall Dimensions	
Overall width	19-3/4"
Overall depth	21-1/4"
Overall height	31-1/4"
Stacking on Dolly	
Quantity/height	16 chairs/56" high




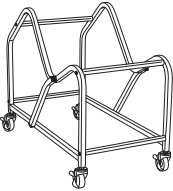
INFORMATION

Warranty

Refer to KI Terms & Conditions document
or visit ki.com

Stack Seating

Plaza™ Chair

MODEL	MODEL NUMBER		Approx. Packaged Weight
	Basic Model	Poly Color	
 Stack Chair <ul style="list-style-type: none">• Polypropylene• UV resistant PLZA	PLAZA	<input type="checkbox"/> <input type="checkbox"/> <input type="checkbox"/> <input type="checkbox"/>	15.0#
 HRDPT	Transport Dolly	PLAZA.DOLLY	0.0#
		A B	

HOW TO ORDER

Indicate the following information on order form:

1. Quantity of each item.
2. Model number, including options. See “How To Build a Model Number”.
3. Any special service required.

Note:

- The ☐ indicates that a choice is required.
- The absence of the ☐ indicates that no choice is required.
- Alpha-numeric characters in place of ☐ indicate that no other alternatives are available.

HOW TO BUILD A MODEL NUMBER

- A** Select basic model.
- B** Select poly chair color.
Refer to color addendum at [ki.com](#).



Stack Seating

Plaza™ Chair

Delivered Pricing	
\$	158
\$	158

SPECIAL SERVICES

Special Carton Marking

With specially marked information N/C

Shipping

Shipped **assembled freight prepaid f.o.b. Tupelo, Mississippi 38804** factory. Freight class #150.

Specifications and prices are subject to change without prior notice.

Guest Seating

Berlage General Information



Guest Chair

Features	
Glides	•
General Dimensions	
Seat height	17-3/4"
Overall Dimensions	
Overall width	17"
Overall depth	22"
Overall height	33-1/2"






INFORMATION

Warranty

Refer to KI Terms & Conditions document
or visit ki.com

Guest Seating

Berlage™ Chair

MODEL	MODEL NUMBER		Approx. Packaged Weight
	Basic Model	Seat/Back Webbing Color	
 BERL	BERLAGE	<input type="checkbox"/> <input type="checkbox"/> <input type="checkbox"/>	15.0#

A

B

HOW TO ORDER

Indicate the following information on order form:

1. Quantity of each item.
2. Model number, including options. See “How To Build a Model Number”.
3. Any special service required.

Note:

- The ☐ indicates that a choice is required.
- The absence of the ☐ indicates that no choice is required.
- Alpha-numeric characters in place of ☐ indicate that no other alternatives are available.

HOW TO BUILD A MODEL NUMBER

- A

Select basic model.
- B

Select webbing color.
Refer to color addendum at [ki.com](#).



Delivered Pricing
\$ 2280

SPECIAL SERVICES

Special Carton Marking

With specially marked information N/C

Shipping

Shipped **assembled freight prepaid f.o.b. Culemborg, Netherlands** factory. Freight class #250.

Specifications and prices are subject to change without prior notice.

Guest Seating

Bronto™ General Information



Guest Chair

General Dimensions	
Seat depth	9"
Seat height	10-1/2"
Overall Dimensions	
Overall width	11"
Overall depth	14-1/4"
Overall height	21-1/4"



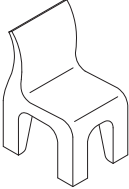
INFORMATION

Warranty

Refer to KI Terms & Conditions document
or visit ki.com

Guest Seating

Bronto™ Chair

MODEL	MODEL NUMBER		Approx. Packaged Weight
	Basic Model	Poly Color	
 BRON	BRONTO	<input type="checkbox"/> <input type="checkbox"/> <input type="checkbox"/> <input type="checkbox"/>	6.0#
		A B	

HOW TO ORDER

Indicate the following information on order form:

1. Quantity of each item.
2. Model number, including options. See “How To Build a Model Number”.
3. Any special service required.

Note:

- The ☐ indicates that a choice is required.
- The absence of the ☐ indicates that no choice is required.
- Alpha-numeric characters in place of ☐ indicate that no other alternatives are available.

HOW TO BUILD A MODEL NUMBER

- A** Select basic model.
- B** Select poly chair color.
Refer to color addendum at [ki.com](#).



Delivered Pricing
\$ 169

SPECIAL SERVICES

Special Carton Marking

With specially marked information N/C


Shipping

Shipped **assembled freight prepaid f.o.b. Tupelo, Mississippi 38804** factory. Freight class #150.

Specifications and prices are subject to change without prior notice.

Guest Seating

Centraal Museum General Information



Guest Chair

General Dimensions	
Seat depth	16"
Seat height	18"
Overall Dimensions	
Overall width	17.3"
Overall depth	21.3"
Overall height	39.4"




INFORMATION

Warranty

Refer to KI Terms & Conditions document
or visit ki.com

Guest Seating

Centraal Museum™ Chair

MODEL	MODEL NUMBER		Approx. Packaged Weight
	Basic Model	Poly Color	
 Guest Chair <ul style="list-style-type: none">• Low-density molded polyethylene• Black felt glides CENT	CENTRAALMUSEUM	<input type="checkbox"/> <input type="checkbox"/> <input type="checkbox"/> <input type="checkbox"/>	19.0#
		A	B

HOW TO ORDER

Indicate the following information on order form:

1. Quantity of each item.
2. Model number, including options. See “How To Build a Model Number”.
3. Any special service required.

Note:

- The ☐ indicates that a choice is required.
- The absence of the ☐ indicates that no choice is required.
- Alpha-numeric characters in place of ☐ indicate that no other alternatives are available.

HOW TO BUILD A MODEL NUMBER

- A** Select basic model.
- B** Select poly chair color.
Refer to color addendum at [ki.com](#).



Delivered Pricing
\$ 376

SPECIAL SERVICES

Special Carton Marking

With specially marked information N/C

Shipping

Shipped **assembled freight prepaid f.o.b. Tupelo, Mississippi 38804** factory. Freight class #250.

Specifications and prices are subject to change without prior notice.

Guest Seating

Itoki General Information



DP Chair



DD Table

General Dimensions		
Seat width	17-1/4"	
Seat depth	16-1/4"	
Seat height	17-3/4"	
Arm width	3-1/2"	
Arm height	27" (mid point)	
Overall Dimensions		
Width	25-1/2"	42"
Depth	21-1/4"	42" - 94"
Height	32-1/2"	27-1/2"

UPHOLSTERY INFORMATION

Upholstery Finish

Some fabrics and leathers may show slight wrinkling in corners, around the seat, arms, or back which is normal. With use, comfort wrinkles may occur in seats and backs and give the upholstery a loose appearance.

WOOD INFORMATION

Wood Finish

Due to wood being a natural material, slight variations can occur in texture, color, grain configurations, and finish acceptance. Therefore wood components may vary in tone or character from piece to piece and no guarantee of exact matches can be made.

Plywood Edge Color

The plys on the edge of wood backed shells will vary in color from the surface of the wood shell. The plys of the plywood shell edge will be visible and may create a wood contrast.





INFORMATION

Warranty

Refer to KI Terms & Conditions document
or visit ki.com

Guest Seating

Itoki DP™ Chair

			MODEL NUMBER				Approx. Packaged Weight
			Basic Model	Base Finish	Wood Finish	Upholstery Color	
MODEL	Features						
	Chair with Upholstered Seat and Back <ul style="list-style-type: none">• Natural on walnut shell• Chrome base	Non-contrast	IDP/SB	<input type="checkbox"/> <input type="checkbox"/>	<input type="checkbox"/> <input type="checkbox"/>	<input type="checkbox"/> <input type="checkbox"/>	30.0#
IDPC							
	Chair with Upholstered Seat Only <ul style="list-style-type: none">• Natural on walnut shell• Chrome base	Non-contrast	IDP/SO	<input type="checkbox"/> <input type="checkbox"/>	<input type="checkbox"/> <input type="checkbox"/>	<input type="checkbox"/> <input type="checkbox"/>	30.0#
IDPC							
			A	B	C	D	

HOW TO ORDER

Indicate the following information on order form:

1. Quantity of each item.
2. Model number, including options. See “How To Build a Model Number”.
3. Any special service required.

Note:

- The ☐ indicates that a choice is required.
- The absence of the ☐ indicates that no choice is required.
- Alpha-numeric characters in place of ☐ indicate that no other alternatives are available.

HOW TO BUILD A MODEL NUMBER

- A** Select basic model.
- B** Select base finish.
Refer to color addendum at [ki.com](#) or KI Fabrics & Finishes binder.
- C** Select wood finish.
Refer to color addendum at [ki.com](#) or KI Fabrics & Finishes binder.
- D** Select upholstery color.
Refer to color addendum at [ki.com](#) or KI Fabrics & Finishes binder.



Delivered Pricing	
\$ 2238	
\$ 2137	

SPECIAL SERVICES

Special Carton Marking

With specially marked information N/C


Shipping

Shipped **assembled freight prepaid f.o.b. Grand Rapids, Michigan 49512** factory. Freight class #125.

Specifications and prices are subject to change without prior notice.

Guest Seating

Itoki DD™ Table

			MODEL NUMBER					
			Basic Model	Edge Style	Edge Color	Surface Finish	Leg Finish	
	MODEL	W x D x H						Approx. Packaged Weight
	Itoki DD Table • Itoki silver base	42 x 42" x 27.5"	IDD4242	74P	<input type="checkbox"/> <input type="checkbox"/> <input type="checkbox"/>	<input type="checkbox"/> <input type="checkbox"/> <input type="checkbox"/>	ISV	85.0#
		42 x 70" x 27.5"	IDD4270	74P	<input type="checkbox"/> <input type="checkbox"/> <input type="checkbox"/>	<input type="checkbox"/> <input type="checkbox"/> <input type="checkbox"/>	ISV	132.0#
		42 x 82" x 27.5"	IDD4282	74P	<input type="checkbox"/> <input type="checkbox"/> <input type="checkbox"/>	<input type="checkbox"/> <input type="checkbox"/> <input type="checkbox"/>	ISV	150.0#
		42 x 94" x 27.5"	IDD4294	74P	<input type="checkbox"/> <input type="checkbox"/> <input type="checkbox"/>	<input type="checkbox"/> <input type="checkbox"/> <input type="checkbox"/>	ISV	160.0#
			A	B	C	D	E	

IDDT

HOW TO ORDER

Indicate the following information on order form:

1. Quantity of each item.
2. Model number, including options. See "How To Build a Model Number".
3. Any special service required.

Note:

- The ☐ indicates that a choice is required.
- The absence of the ☐ indicates that no choice is required.
- Alpha-numeric characters in place of ☐ indicate that no other alternatives are available.

HOW TO BUILD A MODEL NUMBER

- A** Select basic model.
- B** Select edge style.
74P - 74P edge
- C** Select edge finish color.
Refer to color addendum at ki.com or KI Fabrics & Finishes binder.
- D** Select surface finish.
Refer to color addendum at ki.com or KI Fabrics & Finishes binder.
- E** Select leg finish.
Refer to color addendum at ki.com or KI Fabrics & Finishes binder.

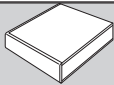
FINISH INFORMATION

Additional Laminate Offering
Additional laminates beyond KI standard offering, are available with two weeks extended leadtime. To specify additional laminates, use these designators followed by the supplier's color/pattern code:

Formica - LF/supplier's color pattern code
Nevamar - LN/supplier's color pattern code
Wilsonart - LW/supplier's color pattern code

KI's standard finish is the supplier's recommended finish for that color/pattern.

Note: Nonstandard laminates from these suppliers (example: textured laminates), require an upcharge and additional leadtime. Contact KI.



74P Edge
(74P)

\$	2643
	2850
	2960
	3095

SPECIAL SERVICES

Special Carton Marking

With specially marked information	N/C
-----------------------------------	-----

Shipping

Shipped **k.d. freight prepaid f.o.b.**
BondueI, Wisconsin 54107 factory. Freight
class #125.

Specifications and prices are subject to
change without prior notice.

Guest Seating

Jubi General Information



Guest Chair
(JUBU)

Features	
Pivoting glides	•
Fiberglass	•
Upholstered seat pad	•
Dimensions	
Seat depth	15"
Seat height	18"
Overall width	25"
Overall depth	22"
Overall height	32.5"




INFORMATION

Warranty

Refer to KI Terms & Conditions document
or visit ki.com

Guest Seating

Jubi™ Chair

			MODEL NUMBER				Approx. Packaged Weight
			Basic Model	Shell Color	Upholstery Color	Frame Color	
	MODEL Guest Chair <ul style="list-style-type: none">• Fiberglass shell• Pivoting glides	Features Fiberglass with Uph. Seat Pad	JUBU	JUWH	<input type="checkbox"/> <input type="checkbox"/> <input type="checkbox"/> <input type="checkbox"/> <input type="checkbox"/>	<input type="checkbox"/> <input type="checkbox"/>	25.0#
JBFCU			A	B	C	D	

HOW TO ORDER

Indicate the following information on order form:

1. Quantity of each item.
2. Model number, including options. See “How To Build a Model Number”.
3. Any special service required.

Note:

- The ☐ indicates that a choice is required.
- The absence of the ☐ indicates that no choice is required.
- Alpha-numeric characters in place of ☐ indicate that no other alternatives are available.

HOW TO BUILD A MODEL NUMBER

- A** Select basic model.
- B** Select fiberglass shell color.
JUWH - White
- C** Select upholstery grade/color.
Refer to color addendum at [ki.com](#) or KI Fabrics & Finishes binder.
- D** Select frame color.
Refer to color addendum at [ki.com](#) or KI Fabrics & Finishes binder.



Guest Seating

Jubi™ Chair

Delivered Pricing C.O.M.	Delivered Pricing Fabric Grade 1	Delivered Pricing Fabric Grade 2	Delivered Pricing Fabric Grade 3	Delivered Pricing C.O.V.	Delivered Pricing Vinyl Group 2	Delivered Pricing Pallas Fabric Group P0	Delivered Pricing Pallas Fabric Group P1	Delivered Pricing Pallas Fabric Group P2	Delivered Pricing Pallas Fabric Group P3	Delivered Pricing Pallas Fabric Group P4
\$ 434	\$ 434	\$ 462	\$ 475	\$ 434	\$ 475	\$ 472	\$ 510	\$ 531	\$ 552	\$ 570

SPECIAL SERVICES

Special Carton Marking

With specially marked information N/C

Shipping

Shipped **assembled freight prepaid f.o.b. Green Bay, Wisconsin 54302** factory. Freight class #250.

Specifications and prices are subject to change without prior notice.

Guest Seating

Mondial General Information



Guest Armless Chair

General Dimensions	
Seat height	18"
Overall Dimensions	
Overall width	23"
Overall depth	18"
Overall height	30"




INFORMATION

Warranty

Refer to KI Terms & Conditions document
or visit ki.com

Guest Seating

Mondial™ Chair

MODEL	MODEL NUMBER		Approx. Packaged Weight
	Basic Model	Paint Color	
 MOND	MONDIAL	<input type="checkbox"/> <input type="checkbox"/> <input type="checkbox"/> <input type="checkbox"/>	20.0#
		A B	

HOW TO ORDER

Indicate the following information on order form:

1. Quantity of each item.
2. Model number, including options. See “How To Build a Model Number”.
3. Any special service required.

Note:

- The ☐ indicates that a choice is required.
- The absence of the ☐ indicates that no choice is required.
- Alpha-numeric characters in place of ☐ indicate that no other alternatives are available.

HOW TO BUILD A MODEL NUMBER

- A** Select basic model.
- B** Select paint color.
Refer to color addendum at [ki.com](#).



Guest Seating

Mondial™ Chair

Delivered
Pricing
\$ 2244

SPECIAL SERVICES

Special Carton Marking

With specially marked information N/C

Shipping

Shipped **assembled freight prepaid f.o.b. Culemborg, Netherlands** factory. Freight class #250.

Specifications and prices are subject to change without prior notice.

Lounge Seating

Boss Design General Information



200 Series
High Back Lounge
(1525)



200 Series
Swivel Chair
(1425)



400 Series
Lounge Chair
(423)



400 Series
Loveseat
(433)



400 Series
Sofa
(443)

General Dimensions					
Seat width	20-3/4"	15-1/4"	22-1/2"	45-1/2"	61"
Seat depth	20-1/2"	18-1/4"	21-1/2"	21-1/2"	21-1/2"
Seat height	17-1/2"	17-3/4"	15-3/4"	15-3/4"	15-3/4"
Arm height	23-1/2"	23-1/2"	22"	22"	22"
Overall Dimensions					
Width	29-1/2"	24"	33-1/2"	63"	79"
Depth	30-1/2"	24"	28"	28"	28"
Height	43-1/2"	33-1/2"	26"	26"	26"

UPHOLSTERY INFORMATION

C.O.M. Fabric

For C.O.M. fabric sent to KI-High Point on multiple rolls, add an additional yard of fabric per roll to the yardage requirements. Multiple rolls have shorter pieces of fabric on them and do not allow nesting and stacking of the fabric to achieve the best yield as is done with one large roll. This results in yardage shortages and requests for additional fabric from the client, which can hold up the order. For each roll that is sent, one yard needs to be added and needs to be added to one of the rolls, not separately.

Fabric Disclaimer

Fabric will be applied as swatched by the fabric manufacturer. Fabric that is required to be applied differently than is swatched will need a Special Cost Request written specifying the direction the fabric is to be applied. The posted standard lead time will apply to the Special Cost Request.

Seating

Base - 200 Series

The base is polished aluminum. The wood shell comes in a Black American Walnut (same finish as KI's Natural Walnut) finish only.

Base - 400 Series

Legs are polished aluminum.

Tables

Base - 200 Series (32" Round and Square)

The base is polished aluminum. The top is Black American Walnut (same finish as KI's Natural Walnut) only.

Base - 20 Series

The base is stainless steel. The top is 19-3/4" round glass.



Lounge Seating

Boss Design General Information



**600 Series
Lounge Chair
(BD600)**



**6100 Series
Lounge Chair
(BD6100)**



**6200 Series
High Back Lounge
(BD6200)**



**200 Series
32\"/>**



**200 Series
32\"/>**



**20 Series
19-3/4\"/>**

General Dimensions

Seat depth	20.3"	18.3"	20"
Seat height	17.7"	17.3"	17"

Overall Dimensions

Width	26.4"	23.6"	33.1"	32" dia	32"	19-3/4" dia
Depth	24.8"	23.8"	29.5"		32"	
Height	29.9"	30.19"	43.7"	16"	16"	23-1/4"



INFORMATION

Warranty

Refer to KI Terms & Conditions document
or visit ki.com

Lounge Seating

200 Series™ Boss Design

		MODEL NUMBER			Approx. Packaged Weight Grade C.O.M. Grade C		
		Basic Model	Upholstery Color	Base			
	High Back Lounge Chair <ul style="list-style-type: none">• Black American Walnut (same finish as KI's Natural Walnut) shells• Polished aluminum base	2.25 yd	1525	<input type="checkbox"/> <input type="checkbox"/> <input type="checkbox"/>		60.0#	\$ 3501 \$ 3587
B200							
	Swivel Chair <ul style="list-style-type: none">• Black American Walnut (same finish as KI's Natural Walnut) shells• Polished aluminum base• Available with casters	1.5 yd	1425	<input type="checkbox"/> <input type="checkbox"/> <input type="checkbox"/>	<input type="checkbox"/> <input type="checkbox"/>	40.0#	\$ 1815 \$ 1872
B200							
		A B C					

HOW TO ORDER

Indicate the following information on order form:

1. Quantity of each item.
2. Model number, including options. See "How To Build a Model Number".
3. Any special service required.

Note:

- The ☐ indicates that a choice is required.
- The absence of the ☐ indicates that no choice is required.
- Alpha-numeric characters in place of ☐ indicate that no other alternatives are available.

HOW TO BUILD A MODEL NUMBER

- A** Select basic model.
- B** Select upholstery color.
Refer to color addendum at ki.com or KI Fabrics & Finishes binder.
- C** Select base option.
- | | |
|-----------|----------------------|
| GB | - Glides |
| CB | - Casters; add \$164 |



Lounge Seating
200 Series™ Boss Design

Grade D	Grade E & C.O.L.	Grade F	Grade G	Grade H	Grade I	Grade J	Grade K	Grade L Leather	Grade M Leather
\$ 3610	\$ 3637	\$ 3656	\$ 3692	\$ 3729	\$ 3774	\$ 3865	\$ 3956	\$ 4046	\$ 4228
\$ 1887	\$ 1905	\$ 1917	\$ 1941	\$ 1966	\$ 1996	\$ 2057	\$ 2117	\$ 2178	\$ 2299

SPECIAL SERVICES

Special Carton Marking

With specially marked information N/C


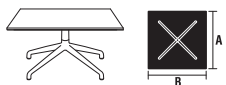
Shipping

Shipped **assembled freight prepaid f.o.b. High Point, North Carolina 27263** factory. Freight class #175.

Specifications and prices are subject to change without prior notice.

Lounge Seating

200 Series™ Tables Boss Design

			MODEL NUMBER	Approx. Packaged Weight
MODEL	Features	Basic Model		
 B200T	200 Series Round Table <ul style="list-style-type: none">• Black American Walnut (same finish as KI's Natural Walnut) top• Polished aluminum base	32" Round Table	K32R	75.0#
 B200T	200 Series Square Table <ul style="list-style-type: none">• Black American Walnut (same finish as KI's Natural Walnut) top• Polished aluminum base	32" Square Table	K32S	75.0#

A

A

HOW TO ORDER

Indicate the following information on order form:

1. Quantity of each item.
2. Model number, including options. See “How To Build a Model Number”.
3. Any special service required.

Note:

- The ☐ indicates that a choice is required.
- The absence of the ☐ indicates that no choice is required.
- Alpha-numeric characters in place of ☐ indicate that no other alternatives are available.

HOW TO BUILD A MODEL NUMBER

A Select basic model.



Lounge Seating
200 Series™ Tables Boss Design

Delivered Pricing
\$ 1652
\$ 1652

SPECIAL SERVICES

Special Carton Marking

With specially marked information N/C

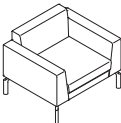
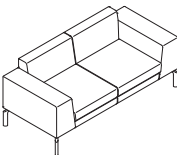
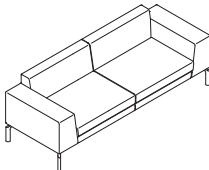
Shipping

Shipped **assembled freight prepaid f.o.b. High Point, North Carolina 27263** factory. Freight class #175.

Specifications and prices are subject to change without prior notice.

Lounge Seating

400 Series™ Boss Design

			MODEL NUMBER			Approx. Packaged Weight Grade C.O.M. Grade C		
			Basic Model	Upholstery Color	Moisture Barrier			
	Lounge Chair • Polished aluminum legs	4.5 yd	423	□□□	□□□	75.0#	\$ 2359	\$ 2531
B400								
	Loveseat • Polished aluminum legs	6.75 yd	433	□□□	□□□	115.0#	\$ 3204	\$ 3463
B400								
	Sofa • Polished aluminum legs	7.75 yd	443	□□□	□□□	135.0#	\$ 3569	\$ 3865
B400								
			A	B	C			

HOW TO ORDER

Indicate the following information on order form:

1. Quantity of each item.
2. Model number, including options. See “How To Build a Model Number”.
3. Any special service required.

Note:

- The □ indicates that a choice is required.
- The absence of the □ indicates that no choice is required.
- Alpha-numeric characters in place of □ indicate that no other alternatives are available.

HOW TO BUILD A MODEL NUMBER

- A** Select basic model.
- B** Select upholstery color.
Refer to color addendum at ki.com or KI Fabrics & Finishes binder.
- C** Select moisture barrier.
- | | |
|------------|-----------------------|
| MB | - Moisture barrier |
| NMB | - No moisture barrier |
- See pricing column for moisture barrier upcharge.



Lounge Seating

400 Series™ Boss Design

Grade D	Grade E & C.O.L.	Grade F	Grade G	Grade H	Grade I	Grade J	Grade K	Grade L Leather	Grade M Leather	Moisture Barrier add to list price
\$ 2577	\$ 2631	\$ 2667	\$ 2740	\$ 2813	\$ 2904	\$ 3086	\$ 3267	\$ 3449	\$ 3812	\$ 128
\$ 3531	\$ 3612	\$ 3667	\$ 3776	\$ 3885	\$ 4021	\$ 4294	\$ 4566	\$ 4839	\$ 5384	\$ 137
\$ 3944	\$ 4037	\$ 4101	\$ 4225	\$ 4350	\$ 4507	\$ 4820	\$ 5133	\$ 5446	\$ 6071	\$ 154

SPECIAL SERVICES

Special Carton Marking
With specially marked information N/C

Shipping
Shipped **assembled freight prepaid f.o.b. High Point, North Carolina 27263** factory. Freight class #175.

Specifications and prices are subject to change without prior notice.

A Select basic model.

B Select upholstery color.
Refer to color addendum at ki.com.



Lounge Seating

600 Series™ Boss Design

Grade D	Grade E & C.O.L.	Grade F	Grade G	Grade H	Grade I	Grade J	Grade K
\$ 2905	\$ 2932	\$ 2950	\$ 2987	\$ 3023	\$ 3068	\$ 3159	\$ 3249

SPECIAL SERVICES

Special Carton Marking

With specially marked information N/C


Shipping

Shipped **assembled freight prepaid f.o.b. High Point, North Carolina 27263** factory. Freight class #250.

Specifications and prices are subject to change without prior notice.

Lounge Seating

6100 Series™ Boss Design

		MODEL NUMBER		Approx. Packaged Weight Grade C.O.M. Grade C		
		Basic Model	Upholstery Color			
	MODEL	COM	BD6100	□□□	44.0# \$ 2640 \$ 2651	
	Lounge Chair	2.75 yd				
	• Four star base					
	• Polished aluminum					
	• Grey plastic glides					
B6100						

A

B

HOW TO ORDER

Indicate the following information on order form:

1. Quantity of each item.
2. Model number, including options. See “How To Build a Model Number”.
3. Any special service required.

Note:

- The □ indicates that a choice is required.
- The absence of the □ indicates that no choice is required.
- Alpha-numeric characters in place of □ indicate that no other alternatives are available.

HOW TO BUILD A MODEL NUMBER

- A** Select basic model.
- B** Select upholstery color.
Refer to color addendum at ki.com.



Lounge Seating
6100 Series™ Boss Design

Grade D	Grade E & C.O.L.	Grade F	Grade G	Grade H	Grade I	Grade J	Grade K
\$ 2668	\$ 2690	\$ 2704	\$ 2733	\$ 2761	\$ 2796	\$ 2867	\$ 2938

SPECIAL SERVICES

Special Carton Marking

With specially marked information N/C



Shipping

Shipped **assembled freight prepaid f.o.b. High Point, North Carolina 27263** factory. Freight class #250.

Specifications and prices are subject to change without prior notice.

Lounge Seating

6200 Series™ Boss Design

			MODEL NUMBER				
	MODEL	COM	Basic Model	Upholstery Color	Approx. Packaged Weight	Grade C.O.M.	Grade C
 B6200	High Back Lounge Chair <ul style="list-style-type: none">• Four star base• Polished aluminum• Grey plastic glides	2.5 yd	BD6200	<input type="checkbox"/> <input type="checkbox"/> <input type="checkbox"/>	51.0#	\$ 4121	\$ 4140
 B6200	Low Back Lounge Chair <ul style="list-style-type: none">• Four star base• Polished aluminum• Grey plastic glides	2.25 yd	BD6250	<input type="checkbox"/> <input type="checkbox"/> <input type="checkbox"/>	51.0#	\$ 3709	\$ 3726

A

B

HOW TO ORDER

Indicate the following information on order form:

1. Quantity of each item.
2. Model number, including options. See "How To Build a Model Number".
3. Any special service required.

Note:

- The ☐ indicates that a choice is required.
- The absence of the ☐ indicates that no choice is required.
- Alpha-numeric characters in place of ☐ indicate that no other alternatives are available.

HOW TO BUILD A MODEL NUMBER

- A

Select basic model.
- B

Select upholstery color.
Refer to color addendum at ki.com.



Lounge Seating

6200 Series™ Boss Design

Grade D	Grade E & C.O.L.	Grade F	Grade G	Grade H	Grade I	Grade J	Grade K
\$ 4170	\$ 4206	\$ 4230	\$ 4279	\$ 4327	\$ 4388	\$ 4509	\$ 4630
\$ 3753	\$ 3786	\$ 3807	\$ 3851	\$ 3895	\$ 3949	\$ 4058	\$ 4167

SPECIAL SERVICES

Special Carton Marking

With specially marked information N/C


Shipping

Shipped **assembled freight prepaid f.o.b. High Point, North Carolina 27263** factory. Freight class #250.

Specifications and prices are subject to change without prior notice.

Lounge Seating

20 Series™ Table Boss Design

		MODEL NUMBER		Approx. Packaged Weight
		Basic Model		
 B20T	MODEL	Features	V100	35.0#
	20 Series Table <ul style="list-style-type: none">• Glass top• Stainless steel base• Ships knockdown	19-3/4" Round Table		

A

HOW TO ORDER

Indicate the following information on order form:

1. Quantity of each item.
2. Model number, including options. See “How To Build a Model Number”.
3. Any special service required.

Note:

- The ☐ indicates that a choice is required.
- The absence of the ☐ indicates that no choice is required.
- Alpha-numeric characters in place of ☐ indicate that no other alternatives are available.

HOW TO BUILD A MODEL NUMBER

A Select basic model.



Lounge Seating

20 Series™ Table Boss Design

Delivered
Pricing

\$ 646

SPECIAL SERVICES

Special Carton Marking

With specially marked information N/C

Shipping

Shipped **k.d. freight prepaid f.o.b. High Point, North Carolina 27263** factory.
Freight class #175.

Specifications and prices are subject to change without prior notice.

Lounge Seating

Jovi™ General Information




Table Sofa

Features	
Left and right armrest version	•
General Dimensions	
Seat height	17-3/4"
Dimensions	
Overall width	74"
Overall depth	25.2"
Overall height	28.3"



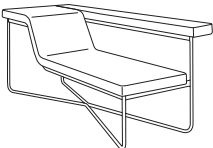
INFORMATION

Warranty

Refer to KI Terms & Conditions document
or visit ki.com

Lounge Seating

Jovi™

	MODEL	Features	MODEL NUMBER		Approx. Packaged Weight
			Basic Model	Upholstery Color	
 JOVI	Lounge Chair <ul style="list-style-type: none">• Mat chrome dipped tubular steel frame• Black plastic glides(Left armrest version shown)	Left armrest	TABLESOFA.L	<input type="checkbox"/> <input type="checkbox"/> <input type="checkbox"/>	110.0#
		Right armrest	TABLESOFA.R	<input type="checkbox"/> <input type="checkbox"/> <input type="checkbox"/>	110.0#

A

B

HOW TO ORDER

Indicate the following information on order form:

1. Quantity of each item.
2. Model number, including options. See “How To Build a Model Number”.
3. Any special service required.

Note:

- The ☐ indicates that a choice is required.
- The absence of the ☐ indicates that no choice is required.
- Alpha-numeric characters in place of ☐ indicate that no other alternatives are available.

HOW TO BUILD A MODEL NUMBER

- A** Select basic model.
- B** Select upholstery color.
Refer to color addendum at ki.com.



Upholstery	
\$	7391
	7391

SPECIAL SERVICES

Special Carton Marking

With specially marked information N/C

Shipping

Shipped **assembled freight prepaid f.o.b. Culemborg, Netherlands** factory. Freight class #175.

Specifications and prices are subject to change without prior notice.

Task Seating

Exude General Information



Armless Task Chair
(EXUDE/NA)



Task Armchair
(EXUDE/WA)

Features		
Leather	•	•
Seat height adjustment	•	•
General Dimensions		
Seat height	15-3/4" - 21-3/4"	15-3/4" - 21-3/4"
Overall Dimensions		
Overall width	27-1/2"	27-1/2"
Overall depth	27-1/2"	27-1/2"
Overall height	40-1/2" - 46-1/2"	40-1/2" - 46-1/2"





INFORMATION

Warranty

Refer to KI Terms & Conditions document
or visit ki.com

Task Seating

Exude™ Chair

	MODEL	MODEL NUMBER	Approx. Packaged Weight
		Basic Model	
 EXUD	Armless Task Chair <ul style="list-style-type: none">• Black leather• 5 blade aluminum base• Carpet casters• Knee tilt mechanism	EXUDE/NA	42.0#
 EXUD	Task Armchair <ul style="list-style-type: none">• Black leather• Chrome plated steel arms with black leather armpads• 5 blade aluminum base• Carpet casters• Knee tilt mechanism	EXUDE/WA	42.0#

A

HOW TO ORDER

Indicate the following information on order form:

1. Quantity of each item.
2. Model number, including options. See “How To Build a Model Number”.
3. Any special service required.

Note:

- The ☐ indicates that a choice is required.
- The absence of the ☐ indicates that no choice is required.
- Alpha-numeric characters in place of ☐ indicate that no other alternatives are available.

HOW TO BUILD A MODEL NUMBER

A Select basic model.



Task Seating
Exude™ Chair

Delivered Pricing	
\$	2348
\$	2795

SPECIAL SERVICES

Special Carton Marking

With specially marked information N/C

Shipping

Shipped **assembled freight prepaid f.o.b. Tupelo, Mississippi 38804** factory. Freight class #300.

Specifications and prices are subject to change without prior notice.