

Backbone™ Media Platform Price List ■

March 28, 2012

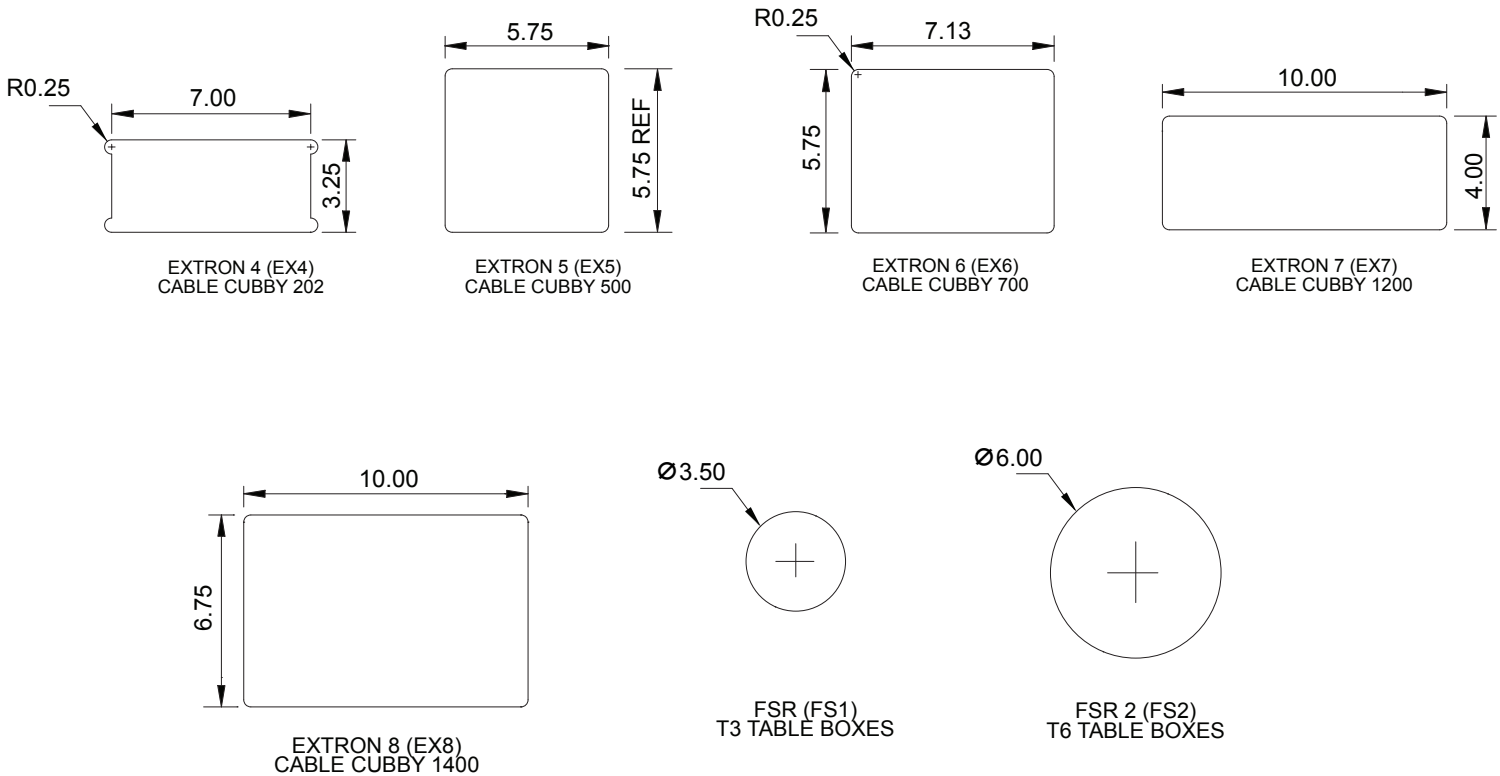
Updated April 15, 2015

800-424-2432



Furnishing Knowledge®

Cutout Details



Enclosure

Enclosure shall consist of 3/4" thick 45# particle board with exposed surfaces finished with a minimum of .030" thick high pressure laminate. Access to internal wiring shall be provided by a lockable removable door with minimum dimensions measuring 10" tall by 48" long. Ventilation is provided through openings on each end measuring a minimum 8" x 15" and covered with powder coated perforated steel panels.

The Stationary units will be supported by two 11-gauge formed and welded steel supports containing leveling glides. These powder coated supports are bolted to the lower support cross members. This unit will be topped by a 1-1/8" thick 45# particle board top.

The Mobile units will be supported by four 2.44" diameter casters and contain rare earth ganging magnets on two sides. These unit will be topped with a 3/4" thick 45# particle board top. Mobile tables are available with three different base styles, (Enlite, Synthesis & Trek). Table tops are

either 3/4" or 1-1/8" thick 45# particle board topped with a minimum .030" HPL and backed with .020" HPL backer. All Mobile Tables will have (8) rare earth magnets to provide ganging options. Tables gang to the enclosure and each other in three different configurations.

All tops will be finished with a minimum .030" thick high pressure laminate and banded with 2mm polypropylene edge material and routed for the quantity and size of the chosen switching hardware.

Monitor Support

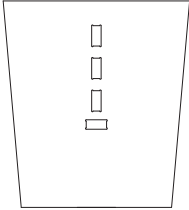
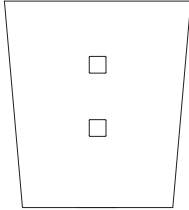
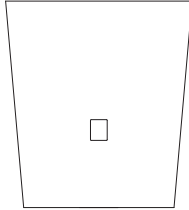

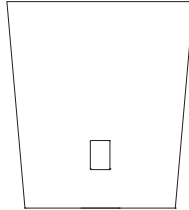

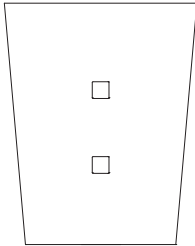
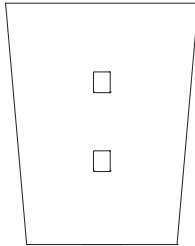
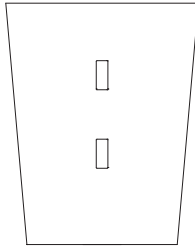


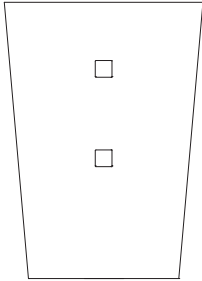
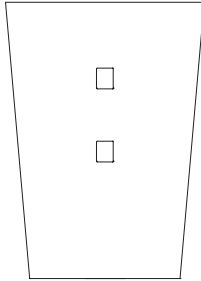
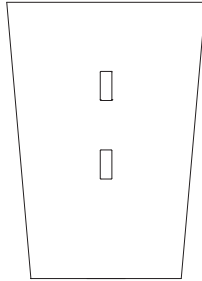
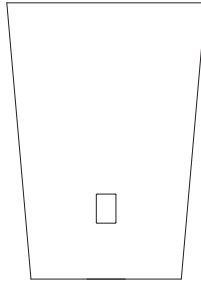
Monitor support shall consist of 3/4" thick 45# particle board with exposed surfaces finished with a minimum of .030" thick high pressure laminate. Units have T-nuts to attach to both Stationary and Mobile units with (6) bolts.



Cutout Patterns for Mobile Units

Size	EXTRON (EX4)	EXTRON (EX5)	EXTRON (EX6)	EXTRON (EX7)	EXTRON (EX8)	FSR (FS1)	FSR (FS2)
23"W x 52"L							
25"W x 64"L							
27"W x 76"L							

Cutout Patterns for Stationary Units (Page 1 of 2)

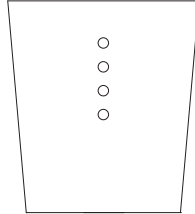
Unit Size	EXTRON 4 (EX4) CABLE CUBBY 202	EXTRON 5 (EX5) CABLE CUBBY 500	EXTRON 6 (EX6) CABLE CUBBY 700	EXTRON 7 (EX7) CABLE CUBBY 1200	EXTRON 8 (EX8) CABLE CUBBY 1400
64"W x 73"L					
66"W x 85"L					
68"W x 97"L					



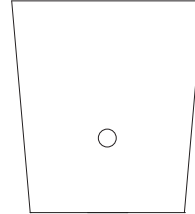
Cutout Patterns for Stationary Units (Page 2 of 2)

Unit Size
64"W x 73"L

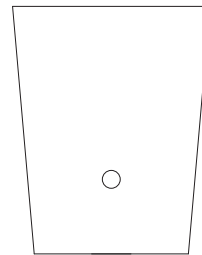
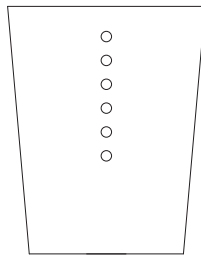
FSR (FS1)
T3 TABLE BOXES



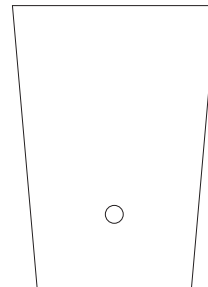
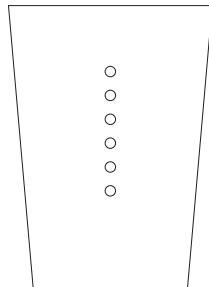
FSR 2 (FS2)
T6 TABLE BOXES



66"W x 85"L

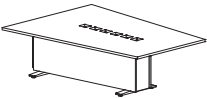
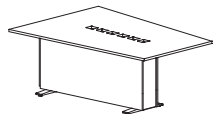


68"W x 97"L



Backbone®

Stationary Unit

			MODEL NUMBER							
MODEL	OVERALL SIZE		Basic Model	Edge Style	Edge Color	Surface Finish	Base Laminate	Foot End Panel Color	Media Cutout	
 BBNS	Backbone® - Stationary Unit	64"W x 73"L x 29"H	BBNST73	<input type="checkbox"/> <input type="checkbox"/> <input type="checkbox"/>	<input type="checkbox"/> <input type="checkbox"/> <input type="checkbox"/>	<input type="checkbox"/> <input type="checkbox"/> <input type="checkbox"/>	<input type="checkbox"/> <input type="checkbox"/> <input type="checkbox"/> <input type="checkbox"/>	<input type="checkbox"/> <input type="checkbox"/>	<input type="checkbox"/> <input type="checkbox"/> <input type="checkbox"/>	
	<ul style="list-style-type: none">All laminate table and base	66"W x 85"L x 29"H	BBNST85	<input type="checkbox"/> <input type="checkbox"/> <input type="checkbox"/>	<input type="checkbox"/> <input type="checkbox"/> <input type="checkbox"/>	<input type="checkbox"/> <input type="checkbox"/> <input type="checkbox"/>	<input type="checkbox"/> <input type="checkbox"/> <input type="checkbox"/> <input type="checkbox"/>	<input type="checkbox"/> <input type="checkbox"/>	<input type="checkbox"/> <input type="checkbox"/> <input type="checkbox"/>	
	<ul style="list-style-type: none">Media sharing equipment must be purchased separately	68"W x 97"L x 29"H	BBNST97	<input type="checkbox"/> <input type="checkbox"/> <input type="checkbox"/>	<input type="checkbox"/> <input type="checkbox"/> <input type="checkbox"/>	<input type="checkbox"/> <input type="checkbox"/> <input type="checkbox"/>	<input type="checkbox"/> <input type="checkbox"/> <input type="checkbox"/> <input type="checkbox"/>	<input type="checkbox"/> <input type="checkbox"/>	<input type="checkbox"/> <input type="checkbox"/> <input type="checkbox"/>	
	<ul style="list-style-type: none">Reference diagram for Extron and FSR grommet locations									
	<ul style="list-style-type: none">End panel color is also used for the base feet									
	<ul style="list-style-type: none">Support legs match WorkUp™ table									
	<ul style="list-style-type: none">29" high surface									
 BBNS	Backbone® - Stationary Unit - Cafe Height	64"W x 73"L x 42"H	BBNSTC73	<input type="checkbox"/> <input type="checkbox"/> <input type="checkbox"/>	<input type="checkbox"/> <input type="checkbox"/> <input type="checkbox"/>	<input type="checkbox"/> <input type="checkbox"/> <input type="checkbox"/>	<input type="checkbox"/> <input type="checkbox"/> <input type="checkbox"/> <input type="checkbox"/>	<input type="checkbox"/> <input type="checkbox"/>	<input type="checkbox"/> <input type="checkbox"/> <input type="checkbox"/>	
	<ul style="list-style-type: none">All laminate table and base	66"W x 85"L x 42"H	BBNSTC85	<input type="checkbox"/> <input type="checkbox"/> <input type="checkbox"/>	<input type="checkbox"/> <input type="checkbox"/> <input type="checkbox"/>	<input type="checkbox"/> <input type="checkbox"/> <input type="checkbox"/>	<input type="checkbox"/> <input type="checkbox"/> <input type="checkbox"/> <input type="checkbox"/>	<input type="checkbox"/> <input type="checkbox"/>	<input type="checkbox"/> <input type="checkbox"/> <input type="checkbox"/>	
	<ul style="list-style-type: none">Media sharing equipment must be purchased separately	68"W x 97"L x 42"H	BBNSTC97	<input type="checkbox"/> <input type="checkbox"/> <input type="checkbox"/>	<input type="checkbox"/> <input type="checkbox"/> <input type="checkbox"/>	<input type="checkbox"/> <input type="checkbox"/> <input type="checkbox"/>	<input type="checkbox"/> <input type="checkbox"/> <input type="checkbox"/> <input type="checkbox"/>	<input type="checkbox"/> <input type="checkbox"/>	<input type="checkbox"/> <input type="checkbox"/> <input type="checkbox"/>	
	<ul style="list-style-type: none">Reference diagram for Extron and FSR grommet locations									
	<ul style="list-style-type: none">End panel color is also used for the base feet									
	<ul style="list-style-type: none">Support legs match WorkUp™ table									
	<ul style="list-style-type: none">42" high surface									

HOW TO ORDER

Indicate the following information on order form:

- Quantity of each item.
- Model number, including options. See "How To Build a Model Number".
- Any special service required.

Note:

- The ☐ indicates that a choice is required.
- The absence of the ☐ indicates that no choice is required.
- Alpha-numeric characters in place of ☐ indicate that no other alternatives are available.

HOW TO BUILD A MODEL NUMBER

- A** Select basic model.

- B** Select edge style.

74P - 74P edge

KN - Knife edge

- C** Select edge color.

Refer to color addendum at ki.com or KI Fabrics & Finishes binder.
Edge color offerings are based on edge style selections.

- D** Select top laminate.

Refer to color addendum at ki.com or KI Fabrics & Finishes binder.

- E** Select base laminate.

Refer to color addendum at ki.com or KI Fabrics & Finishes binder.

- F** Select foot/end panel finish.

Refer to color addendum at ki.com or KI Fabrics & Finishes binder.

- G** Select media cutout.

NCO - No cut-out

EX4 - Extron 4

EX5 - Extron 5

EX6 - Extron 6

EX7 - Extron 7

EX8 - Extron 8

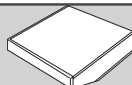
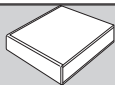
FS1 - FSR (T3)

FS2 - FSR (T6)

INFORMATION

Grommet Cutouts by Table Size

Base Length	Number of Grommet Cutouts
48"	4
60"	6
72"	6



Approx.
Packaged
Weight

74P Edge
(74P)

Knife Edge
(KN)

236.0#	\$ 6099	\$ 6350
279.0#	6267	6517
325.0#	6931	7203

236.0#	\$ 7220	\$ 7470
279.0#	7423	7673
325.0#	8157	8428

SPECIAL SERVICES

Special Carton Marking

With specially marked information N/C

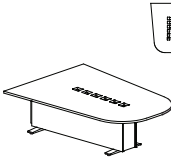
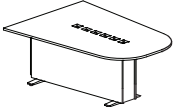
Shipping

Shipped **k.d. freight prepaid f.o.b.**
Bondue, Wisconsin 54107 factory. Freight
class #85.

Specifications and prices are subject to
change without prior notice.

Backbone®

Stationary Unit with Radius Corners

			MODEL NUMBER							
MODEL	OVERALL SIZE		Basic Model	Edge Style	Edge Color	Surface Finish	Base Laminate	Foot End Panel Color	Media Cutout	
 BBNS	Backbone® - Stationary Unit with Radius Corners <ul style="list-style-type: none">All laminate table and baseMedia sharing equipment must be purchased separatelyReference diagram for Extron and FSR grommet locationsEnd panel color is also used for the base feetSupport legs match WorkUp™ table29" high surface	64"W x 73"L x 29"H	BBNSTR73	□□□	□□□	□□□	□□□□	□□	□□□	
		66"W x 85"L x 29"H	BBNSTR85	□□□	□□□	□□□	□□□□	□□	□□□	
		68"W x 97"L x 29"H	BBNSTR97	□□□	□□□	□□□	□□□□	□□	□□□	
 BBNS	Backbone® - Stationary Unit with Radius Corners - Cafe Height <ul style="list-style-type: none">All laminate table and baseMedia sharing equipment must be purchased separatelyReference diagram for Extron and FSR grommet locationsEnd panel color is also used for the base feetSupport legs match WorkUp™ table42" high surface	64"W x 73"L x 42"H	BBNSTRC73	□□□	□□□	□□□	□□□□	□□	□□□	
		66"W x 85"L x 42"H	BBNSTRC85	□□□	□□□	□□□	□□□□	□□	□□□	
		68"W x 97"L x 42"H	BBNSTRC97	□□□	□□□	□□□	□□□□	□□	□□□	
			A	B	C	D	E	F	G	

HOW TO ORDER

Indicate the following information on order form:

- Quantity of each item.
- Model number, including options. See "How To Build a Model Number".
- Any special service required.

Note: • The □ indicates that a choice is required.
 • The absence of the □ indicates that no choice is required.
 • Alpha-numeric characters in place of □ indicate that no other alternatives are available.

HOW TO BUILD A MODEL NUMBER

A Select basic model.

B Select edge style.

74P - 74P edge

KN - Knife edge

C Select edge color.

Refer to color addendum at ki.com or KI Fabrics & Finishes binder.
 Edge color offerings are based on edge style selections.

D Select top laminate.

Refer to color addendum at ki.com or KI Fabrics & Finishes binder.

E Select base laminate.

Refer to color addendum at ki.com or KI Fabrics & Finishes binder.

F Select foot/end panel finish.

Refer to color addendum at ki.com or KI Fabrics & Finishes binder.

G Select media cutout.

NCO - No cut-out

EX4 - Extron 4

EX5 - Extron 5

EX6 - Extron 6

EX7 - Extron 7

EX8 - Extron 8

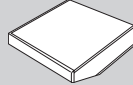
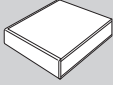
FS1 - FSR (T3)

FS2 - FSR (T6)

INFORMATION

Grommet Cutouts by Table Size

Base Length	Number of Grommet Cutouts
48"	4
60"	6
72"	6



Approx.
Packaged
Weight

74P Edge
(74P)

Knife Edge
(KN)

236.0#	\$ 6099	\$ 6350
279.0#	6267	6517
325.0#	6931	7203

236.0#	\$ 7220	\$ 7470
279.0#	7423	7673
325.0#	8157	8428

SPECIAL SERVICES

Special Carton Marking

With specially marked information N/C

Shipping

Shipped **k.d. freight prepaid f.o.b.**
BondueI, Wisconsin 54107 factory. Freight
class #85.

Specifications and prices are subject to
change without prior notice.

- Includes three tables to dock against the center spine with magnets
- BBNMT76 has two 48" and one 60" table
- BBNMT88 has three 60" tables
- BBNMT100 has two 72" and one 60" table
- Media sharing equipment must be purchased separately
- Reference cutout diagram for Extron and FSR grommet locations
- Tables gang to dock
- Perforated end panel will match table base color
- Center unit has hidden caster for added mobility
- Shown with the Enlite™ base
- Tables have a 5° angle on the short ends
- Enlite™ and Trek® casters come standard - 2 locking and 2 non-locking per table
- Synthesis® comes standard with embedded casters on one end of each table

Note:

- The ☐ indicates that a choice is required.
- The absence of the ☐ indicates that no choice is required.
- Alpha-numeric characters in place of ☐ indicate that no other alternatives are available.

Refer to color addendum at ki.com or KI
Fabrics & Finishes binder.



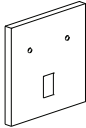
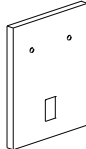
FS2 - FSR (T6)

Base Length	Number of Grommet Cutouts
48"	4
60"	6
72"	6

Specifications and prices are subject to change without prior notice.

Backbone®

Monitor Support

			MODEL NUMBER		Approx. Packaged Weight
	MODEL	OVERALL SIZE	Basic Model	Laminate Color	
 HRDPT	Backbone® - Monitor Support <ul style="list-style-type: none">• All laminate construction• Must attach to either Mobile or Stationary unit• Black grommet cover included• Must be ordered separately	38"W x 59"H x 5"D	BBNMS	<input type="checkbox"/> <input type="checkbox"/> <input type="checkbox"/>	100.0#
 HRDPT	Backbone® - Monitor Support - Cafe Height <ul style="list-style-type: none">• All laminate construction• Must attach to either Mobile or Stationary unit• Black grommet cover included• Must be ordered separately	38"W x 72"H x 5"D	BBNMSC	<input type="checkbox"/> <input type="checkbox"/> <input type="checkbox"/>	100.0#
 HRDPT	Backbone® - Monitor Support-Dual Width <ul style="list-style-type: none">• All laminate construction• Must attach to either Mobile or Stationary unit• Black grommet cover included• Must be ordered separately	60"W x 59"H x 5"D	BBNMD	<input type="checkbox"/> <input type="checkbox"/> <input type="checkbox"/>	100.0#
 HRDPT	Backbone® - Monitor Support-Cafe Height-Dual Width <ul style="list-style-type: none">• All laminate construction• Must attach to either Mobile or Stationary unit• Black grommet cover included• Must be ordered separately	60"W x 72"H x 5"D	BBNMDC	<input type="checkbox"/> <input type="checkbox"/> <input type="checkbox"/>	100.0#

A

B

HOW TO ORDER

Indicate the following information on order form:

1. Quantity of each item.
2. Model number, including options. See "How To Build a Model Number".
3. Any special service required.

Note:

- The ☐ indicates that a choice is required.
- The absence of the ☐ indicates that no choice is required.
- Alpha-numeric characters in place of ☐ indicate that no other alternatives are available.

HOW TO BUILD A MODEL NUMBER

- A** Select basic model.
- B** Select laminate color.
Refer to color addendum at ki.com or KI Fabrics & Finishes binder.



Delivered Pricing	
\$	2213
\$	2397
\$	2451
\$	3305

SPECIAL SERVICES

Special Carton Marking

With specially marked information N/C

Shipping

Shipped **k.d. freight prepaid f.o.b. Bonduel, Wisconsin 54107** factory. Freight class #85.

Specifications and prices are subject to change without prior notice.



KI
1330 Bellevue Street
P.O. Box 8100
Green Bay, Wisconsin 54308-8100
1-800-424-2432
www.ki.com

KI and Furnishing Knowledge
are registered trademarks
of Krueger International, Inc.

© 2012 KI
All Rights Reserved.
Litho in USA.
Code KI-11586/KI/PDF/312