All Terrain® Files & Storage Price List

January 3, 2011
Updated April 13, 2015
800-424-2432

Furnishing Knowledge®

Contents

Refer to KI Terms & Conditions document or visit ki.com.

All Terrain® Storage - All Models
General Information 2

All Terrain® Pedestals 4
Box/File 6
Pencil/Box/File with Retractable Handle 8
Pencil/Box/File with Outriggers 12
Pencil/Box/File 16
File/File (Compact) with Retractable Handle 20
File/File (Compact) with Outriggers 24
File/File (Compact) 28
File/File with Retractable Handle 32
File/File with Outriggers 34
File/File 38
Box/Box/File with Retractable Handle 40
Box/Box/File with Outriggers 44
Box/Box/File 48
Accessories 52
Retrofit Kits 58

All Terrain® Binder Towers
General Information 60
Pencil/Shelf/File with Outriggers 62
Pencil/Shelf/File 66
Shelf/File with Outriggers 70
Shelf/File 74
Shelf/Shelf with Outriggers 78
Shelf/Shelf 82
Accessories 86

All Terrain® Low Height Storage
General Information 92
File/File (Compact) 94
File/File 96
Accessories 100

All Terrain® Storage Towers
General Information 106
39" Single Module Tower 110
39" Double Module Tower 114
39" Single Module Towers with Landing Pads 116
44" Single Module Tower 120
44" Single Module Towers with Landing Pads 126
44" Double Module Towers with Landing Pads 132
48" Double Module Towers 136
54" Double Module Towers 144
66" Double Module Towers 166
66" Triple Module Towers 186
66" Double Module Wardrobes 188
66" Triple Module Wardrobes 194
Accessories 202

All Terrain® AV Towers
General Information 208
66" Towers 210
Accessories 212

Pull Out Worksurface Storage 216

Product Indicator 218

Index 220

All Terrain® Storage - All Models

General Information

STORAGE

Locks

Locks are standard on all All Terrain® storage units except for certain binder tower units (see binder tower general information). Locks are a high-security double-bit design. One KI break-away key and one standard key are included with each lock. Units are standard with random keys in a range of 200 different numbers. Note that All Terrain® units with multiple locks are keyed alike as standard. Specific key combinations are available at no additional charge. This information must be included with the order. Locks can be master keyed. Please see the accessories sections of this price book for order information on master keys, extractor (core-removal) keys, key blanks, cut keys, and core and key sets.

All locks have removable and interchangeable plugs. This feature provides for on-site custom keying. Units can be supplied with the lock plugs installed or shipped separately. To install or remove lock plugs, a unique key is required. This key is the extractor (core-removal) key and can be found in the storage accessories portions of this price book. Contact customer service to order lock accessories. To order plugs for field installation, specify "lock plugs not installed" on order. Order must specify total quantity of specific key numbered locks.

Bases

All Terrain® pedestals, binder towers, and low height storage units are offered in a choice of 3" dual-wheeled casters (3-1/2" with threaded insert) or 3" glides. These units may be specified with 4 casters (2 locking), 2 casters and 2 glides or 4 glides. Outrigger casters are offered on some models.

All Terrain® storage towers and AV towers are offered with larger 4" casters (4-1/2" with threaded insert) or with a plinth base. Plinth base features adjustable glides.

Casters are black with white wheel hubs and are nylon. Plinth base is steel.

Inboard casters or glides shall be mounted to cast aluminum plates.

The optional outriggers shall be cast aluminum. The outriggers are mounted to the bottom of the shell by four 1/4" - 20 machine screws fastened to the weldnuts. The outriggers on peds hold the caster stems at a 5° angle to the floor. This provides more true tracking of the ped when it is being pulled or pushed.

For similar models, inboard mounting plate, outriggers, casters and glides are completely interchangeable to adapt the level of mobility or aesthetic to changing needs. Changing the casters, glides, etc., will not affect the unit's height.

Finishes

All Terrain® storage units have standard detail and finish options, providing the designer with a wide variety of looks. Some of these options include paint colors, laminate fronts, pull designs and optional top styles. See below for information on paint and laminate choices and conditions. See the general information section for the particular storage type for design choices applicable to that product group.

Standard Paint Finishes

All KI storage products are chemically pre-pared prior to painting. This process enhances top coat bonding. Standard topcoat finishes are electrostatically applied powder and /or medium solids ALKYD baking enamel provide a stain- and scratch-resistant surface.

All inside and outside shell and drawer front surfaces are painted with the same specified paint color. Interior components and accessories are Black. Mechanical components are plated. Additional colors are standard and may be available where specifications call for painted surfaces.

Special Paint Finishes

All special colors, including other manufacturers' standard finishes, are available and subject to the following conditions: 1) Two steel color chips (min 3" x 5") are requested for color matching purposes. Paper samples are acceptable, however, a reasonable tolerance must be allowed when comparing the two variations. 2) All nonstandard colors are available at no additional charge (excluding hi-chromatic colors), but may be subject to extended lead times. Order will not be processed until color match is approved. Written confirmation must accompany order. 3) Textured paint finishes are available at a 5% upcharge. All other nonstandard textured colors follow the same procedure for color matching as listed above. 4) Special metallic and mica finishes are subject to an upcharge. The upcharge will be based on the particular color requested. All metallic or mica finishes must have a steel color chip sample provided. All metallic and mica finishes require a 3 week turn-around on samples and require an extended lead time on the actual order. Please be aware that metallic finishes can be inconsistent. The metal fleck can create patterns that are visible on large flat surfaces.

Nonstock Plastic Laminates

Additional laminates are available but may be subject to additional lead time. Other special laminates require an upcharge and additional lead time. Contact KI.

Door Fronts

All Terrain® AV towers, modular towers with cupboard modules, and binder towers configured with doors will have hinged doors. All Terrain® modular tower cupboard doors utilize 94° concealed hinges. The AV tower and binder tower doors utilize 270° "wrap-around" hinges.

Steel doors are constructed from outer door bodies and inner door liners. The door body is constructed from 20-gauge formed steel. A 3/4" flange is formed on all edges. The pull edge has an additional flange, formed inward to accept the liner. The liner is formed from 20-gauge steel and is spot-and MIG-welded to the door body. The steel door is specified with one of the four pull options (see below). The steel door is standard with a lock.

Laminate doors are constructed from .03 HPL laminate front and back and on the edges. Core material is particleboard. The laminate door is constructed to a finished thickness of 3/4". The laminate door is specified with one of the three pull options (see below). The laminate door does not accommodate the inset plastic pull. The laminate door is standard with a lock.

Drawer Fronts

All All Terrain® storage drawers (except binder tower file drawers) include an over-lapping drawer front (see binder tower specifications). Drawer fronts are screw-mounted to the drawer body.

The steel-front option outer fronts are fabricated to accept the associated plastic or protruding pull options (see below). The front is 20-gauge formed steel with 3/4" flanges on all four sides. Behind the front is welded18-gauge steel mounting strips at both side ends. The laminate front option outer fronts are fabricated to accept the associated protruding pull options (see below). Laminate fronts are 3/4" thick with a particleboard core, .03 HPL laminate front and edge banding and phenolic backing sheet.

Drawer and Door Pulls

All All Terrain® storage units are available with steel fronts with inset molded plastic pulls, steel fronts or laminate fronts with a choice of protruding pulls.

The inset plastic pull is constructed from molded polycarbonate. It is colored KIGlacier white. The inset plastic pull is mounted to steel drawers only. The steel drawer has a relief formed into it to allow room for a hand behind the pull.

The protruding pulls are made from aluminum and attach to steel or laminate fronts by use of two machine screws. The metric pull is available in an aluminum finish. The bow tie pull is available in a nickel or alu-minum finish.

Tops

All All Terrain® storage units (except binder towers) are available in a seamless 20-gauge cold-rolled steel painted top. All storage units are available with a 3/4" thick non-steel directly attached top. Some All Terrain® storage units are available with a landing pad top.

Non-Steel Tops

Non-steel directly attached or landing pad tops are 3/4" thick. The laminate tops are constructed from .03 HPL laminate on top and a .03 melamine sheet backer on the bottom. 74P banding is applied to the edges. Core material is particleboard.

Landing Pad Tops

Landing pad tops are non-steel tops that are elevated above a standard steel top. Landing pads are useful for providing additional worksurfaces. The landing pad tops are fixed to the steel tops by four aluminum posts with steel through-bolts. The top surface of a landing pad is flat and smooth with no through-holes or any protrusions.

Installation Information

Complete instructions on the proper installation and use of KI files and storage are provided in each unit shipped.

When applicable, the installation instructions refer to the correct methods of leveling, ganging (lateral files only) and loading.

Counterbalance weights should be installed in all single free-standing lateral files. All Terrain® pedestals, binder towers, low height and modular tower units are shipped with factory-installed counter weights as required.

Field Reconfiguration

As needs change, All Terrain® storage units can readily be field-changed; however, this process should be undertaken by a qualified service technician.

All Terrain® Pedestals

General Information

PEDESTALS

General Information

See All Terrain® General Storage Specifications located within this price book for specification information common to all All Terrain® storage products. All Terrain® pedestals are available in sizes and drawer combinations to suit any personal storage requirement. Most All Terrain® mobile pedestals are designed to fit below worksurfaces. Pedestals with landing pads are designed to supplement worksurface space.Pedestals with ourtriggers are specially designed to provide straight tracking when pushed or pulled but still allow unit movement in all directions. Pedestals with retractable handles provide the highest level of ergonomic mobility and allow pushing as well as pulling the unit.

Mobility

All Terrain® pedestals are available in 3 levels of mobility. All pedestals come standard with large 3" twin-wheel swiveling casters. The optional caster outriggers provide straight tracking of the units when pushed or pulled. The optional retractable handle provides the highest level of ergonomic mobility by allowing pushing or pulling of the unit from an ergonomically friendly position.

Height

Pedestal height is determined by the drawer configuration and top style. For units with steel tops, there are three unit heights of: 23-11/16", 26-3/4", and 29-13/16" (will not fit under a 29" high worksurface). An optional direct-mounted top adds 3/4" to these heights. Optional landing pad tops on the two shorter box sizes increase the unit height to 29" (to match worksurface height). An optional landing pad top on the largest box size increases unit height to 34-13/32".

Depth and Width

All pedestals are 15" wide and are available in two standard depths: 17-5/8" and 21-5/8". Optional outriggers add 3-23/32" to the overall width and depth.

Basic Shell

All Terrain® pedestal shell is constructed of components consisting of top, wrapper (sides and back), front and back interior uprights, and bottom reinforcements. The pedestal shell is spot-welded and MIG-welded together.

The top is 20-gauge cold-rolled steel (C.R.S) with 1-1/8" flanges on all four sides. The front face has an additional flange formed inward to provide additional strength. The front 1-1/8" flange has a prepunched hole approximately 2" from the right corner for the lock.

The wrapper is formed 20-gauge C.R.S. The wrapper is formed with 3/4" flanges along the 2 vertical sides. An additional flange is formed inward for additional strength and accepts the upright interior side panels. The upper edges are offset formed to accept the 1-1/8" top flange. The bottom edges are formed with a 3/4" flange to accept the uprights and bottom supports.

The bottom reinforcement is formed 20-gauge C.R.S. with 3/4" flanges on two sides. Two bottom 20-gauge reinforcements are welded inward along the front and back of the bottom of the pedestal shell. The bottom reinforcements are made with eight 1/4 - 20 threaded weldnuts that accept plate-mount or outrigger-mount casters.

The interior uprights are made from formed 20-gauge C.R.S. They are welded on each side of the pedestal at the front and back. The rear edge has 3/4" flange for strength. The front upright assembly is a spot-welded box frame design, in which both front upright members are securely welded to the top reinforcement and the bottom reinforcement to provide a strong, square frame. Each corner or joint has a unique bracing design punched from the parent material. This design provides for a double thickness at each corner for maximum strength.

Drawer

Drawers are available in 3" (pencil), 6" (box), 9" (box with hidden extending pencil drawer), 10-1/2" (compact file), and 12" (file) heights.

The drawer back is formed from 22-gauge prepainted C.R.S. with a 30° form along the top edge and is mechanically clenched to the body. Each file drawer has a Z-shaped component welded to the front liner to function as a support for one end of the hanging folders. The other end of the hanging folder is supported by locating the full-height divider in the appropriate slots.

The drawer body is formed from 22-gauge prepainted steel. The upper edges are formed to provide a smooth edge as well as providing full-length reinforcements. The box and file drawers are designed with four rows of slots to accept adjustable dividers. The drawer body is sized to allow for hanging of legal-sized All Terrain® soft bins by the use of dividers. The file drawer size allows for hanging of letter-sized hanging file folders and All Terrain® hard bins and fitting of All Terrain® letter-sized soft bins. A second set of punched holes allows mounting of the divider for hanging A4-sized hanging file folders.

NOTE: The 10-1/2" compact file drawer does not contain slots for drawer dividers, cannot hang legal files and cannot accept All Terrain® hard bins.

Drawer Suspension

The pencil and box drawers operate on a 3/4" travel, two-section slide assembly constructed from roll-formed precision sections, rolling on hardened steel ball bearings. The file drawers operate on a three-piece suspension assembly that allows for the drawer body to extend clear of the front face of the pedestal. The roll-formed precision sections operate on hardened steel ball bearings. The suspension has a hold-in or retaining device to hold the drawer in a closed position. Slides are a decorative black finish.

Counterbalance

A counterbalance weight is installed in the pedestal to assure stability when the drawers are extended.

Interlock

All 6", 9", 10-1/2" and 12" pedestal drawers are equipped with a unique patented inter-lock safety system which permits only one drawer to be opened at a time. The system is designed to reduce the risk of a stand-alone unit tipping over. To minimize possible damage to the interlock system, activating cams restage. If during servicing or installing more than one opening is extended, these openings can be closed without damage to the interlock components.

Binders

Three-ring binder storage in pedestals is best accomplished by utilizing All Terrain® soft bins inside of the pedestal drawers.

Bins

All Terrain® hard bins hang in pedestal drawers or can rest on the shelves and landing pad/top. All Terrain® soft bins rest in pedestal drawers with and without hanger bars or can rest on the shelves and landing pad/top.

Finish

The pedestal shell, drawers, steel doors, out-riggers, and landing pad posts are thoroughly cleaned and subjected to a phosphate etching process before painting. A modified polyester backing enamel is applied to all metal surfaces and baked at 300° for 20 minutes to ensure a durable scratch-resistant finish.

Sizes

Height: 23-11/16", 24-7/16", 26-3/4" 27-1/2", 29", 29-13/16", 30-9/16", and 34-25-32"

Width: 15", 18-1/8"

Depth: 17-5/8", 21-5/8", 21-11/32", and 25-11/32"

Fabric

Fabric will be applied as swatched by the fabric manufacturer. Fabric that is required to be applied differently than is swatched will need a Special Cost Request written specifying the direction the fabric is to be applied. The posted standard lead time will apply to the Special Cost Request.

Door Front/Pull Style

S1
Steel Door
Plastic Pull

S2, S3, S4
Steel Door
Bow Tie Pull

Metric Pull

L2, L3, L4
Laminate Door
Bow Tie Pull

Metric Pull

PR, PL
Acrylic Door

All Terrain® Pedestals

General Information

Drawer Dimensions	20"			24"		
	W	D	H	W	D	H
Hidden Pencil Drawer	$12\frac{1}{8}$"	$14\frac{5}{16}$"	$1\frac{1}{2}$"	$12\frac{1}{8}$"	$18\frac{5}{8}$"	$1\frac{1}{2}$"
3" Drawer	$12\frac{1}{8}$"	$16\frac{7}{32}$"	$2\frac{1}{4}$"	$12\frac{1}{8}$"	$19\frac{5}{16}$"	$2\frac{1}{4}$"
6" Drawer	$12\frac{1}{8}$"	$16\frac{7}{32}$"	$5\frac{5}{16}$"	$12\frac{1}{8}$"	$19\frac{5}{16}$"	$5\frac{5}{16}$"
9" (Comes with Hidden Pencil Drawer Only)	$12\frac{1}{8}$"	$16\frac{7}{32}$"	6"	$12\frac{1}{8}$"	$19\frac{5}{16}$"	6"
$10\frac{1}{2}$" Drawer	$12\frac{1}{8}$"	$16\frac{7}{32}$"	$9\frac{29}{32}$"	$12\frac{1}{8}$"	$19\frac{5}{16}$"	$9\frac{29}{32}$"
12" Drawer	$12\frac{1}{8}$"	$16\frac{7}{32}$"	$12\frac{1}{8}$"	$12\frac{1}{8}$"	$19\frac{5}{16}$"	$12\frac{1}{8}$"

Note: Hard bins will not fit in $10\frac{1}{2}$" compact file drawers.

File Storage Capacity and Configurations		20" Pedestal	24" Pedestal
Letter	front-to-back	• $15\frac{13}{16}$" lineal inch capacity • Holds two large $6\frac{1}{2}$" soft bins • Holds three 5" soft bins • Holds three hard bins	• $18\frac{7}{8}$" lineal inch capacity • Holds two large $6\frac{1}{2}$" soft bins • Holds three 5" soft bins • Holds four hard bins
			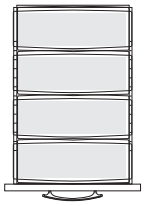
Legal	side-to-side	• 12 lineal inch capacity • Holds two legal-size soft bins	• 12 lineal inch capacity plus $3\frac{5}{8}$" of front-to-back letter-size capacity • Holds two legal-size soft bins
		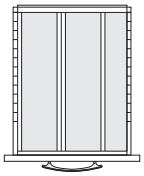	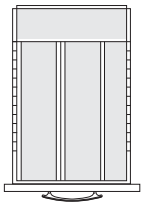

All Terrain® Pedestals

Box/File

	W x D x H	MODEL NUMBER Basic Model/ Edge Style	Front Pull Style	Base	Unit Color	Surface Finish	Edge Color	Front Surface Finish	Lock Option	Approx. Packaged Weight
 ATPE **Steel Top** • One 6" box drawer; one 12" file drawer with hanging folder partition	15 x 17-5/8 x 23-11/16"	ATPE1520BF	□□	□□□	□□	□□□			□□	90.0#
	15 x 21-5/8 x 23-11/16"	ATPE1524BF	□□	□□□	□□	□□□			□□	95.0#
 ATPE **Bowed Front Top** • 3/4" thick bowed front top with 74PTN edge • One 6" box drawer; one 12" file drawer with hanging folder partition	15 x 17-5/8 x 24-7/16"	ATPE1520BFT-74P	□□	□□□	□□	□□□	□□□	□□□	□□	100.0#
	15 x 21-5/8 x 24-7/16"	ATPE1524BFT-74P	□□	□□□	□□	□□□	□□□	□□□	□□	105.0#
 ATPE **Landing Pad - Bowed Front Top** • 3/4" thick laminate bowed front top with 74PTN edge band • One 6" box drawer; one 12" file drawer with hanging folder partition	15 x 17-5/8 x 29"	ATPE1520BFL-74P	□□	□□□	□□	□□□	□□□	□□□	□□	100.0#
	15 x 21-5/8 x 29"	ATPE1524BFL-74P	□□	□□□	□□	□□□	□□□	□□□	□□	105.0#
		Ⓐ	Ⓑ	Ⓒ	Ⓓ	Ⓔ	Ⓕ	Ⓖ	Ⓗ	

HOW TO ORDER

Indicate the following information on order form:

1. Quantity of each item.
2. Model number, including options. See "How To Build a Model Number".
3. Any special service required.

Note:
- The □ indicates that a choice is required.
- The absence of the □ indicates that no choice is required.
- Alpha-numeric characters in place of □ indicate that no other alternatives are available.

HOW TO BUILD A MODEL NUMBER

Ⓐ Select basic model/edge style.

74P	- 3/4" laminate top w/74P edge band

Ⓑ Select front/pull style.

S1	- Steel/inset plastic pull
S2	- Steel/aluminum metric
S3	- Steel/aluminum bow tie
S4	- Steel/nickel bow tie
L2	- Laminate/aluminum metric
L3	- Laminate/aluminum bow tie
L4	- Laminate/nickel bow tie

Ⓒ Select base style.

4CW	- 4 bl/wh casters (2 locking)
4GB	- 4 bl/wh glides
4MW	- 2 casters bl/wh, 2 glides bl/wh

Ⓓ Select unit color.
Refer to color addendum at ki.com or KI Fabrics & Finishes binder.

Ⓔ Select surface finish.
Refer to color addendum at ki.com or KI Fabrics & Finishes binder.
Surface finish offerings are based on edge style selections.

Ⓕ Select edge color.
Refer to color addendum at ki.com or KI Fabrics & Finishes binder.
Edge color offerings are based on edge style selections.

Ⓖ Select front surface finish.
Refer to color addendum at ki.com or KI Fabrics & Finishes binder.

Ⓗ Select lock optiion

KA	- Key alike
KS	- Key standard
NLC	- No lock core

All Terrain® Pedestals

Box/File

S1 Steel Front Plastic Pull	S2, S3 & S4 Steel Front Bow Tie or Metric Pull	L2, L3 & L4 Laminate Front Bow Tie or Metric Pull
$ 775	$ 817	$ 971
796	834	992
$ 921	$ 962	$ 1117
944	987	1141
$ 956	$ 999	$ 1153
984	1023	1179

SPECIAL SERVICES

Special Carton Marking

With specially marked information N/C

Shipping

Shipped **assembled freight prepaid f.o.b. Pembroke, Ontario K8A 0E1** factory. Freight class #100.

Specifications and prices are subject to change without prior notice.

All Terrain® Pedestals

Pencil/Box/File with Retractable Handle

	W x D x H	MODEL NUMBER Basic Model/ Edge Style	Front Pull Style	Base	Unit Color	Surface Finish	Edge Color	Front Surface Finish	Lock Option	Approx. Packaged Weight
ATPE **Steel Front Top** • Outrigger casters only • One 3" pencil drawer; one 6" box drawer; one 12" file drawer with hanging folder partition	18-1/8 x 21-11/32 x 26-3/4"	ATPE1520PBFHR	□□	□□□	□□	□□□			□□	100.0#
	18-1/8 x 25-11/32 x 26-3/4"	ATPE1524PBFHR	□□	□□□	□□	□□□			□□	105.0#
ATPE **Bowed Front Top** • Outrigger casters only • 3/4" thick bowed front top with 74PTN edge • One 3" pencil drawer; one 6" box drawer; one 12" file drawer with hanging folder partition	18-1/8 x 21-11/32 x 27-1/2"	ATPE1520PBFHRT-74P	□□	□□□	□□	□□□	□□□	□□□	□□	110.0#
	18-1/8 x 25-11/32 x 27-1/2"	ATPE1524PBFHRT-74P	□□	□□□	□□	□□□	□□□	□□□	□□	115.0#
		Ⓐ	Ⓑ	Ⓒ	Ⓓ	Ⓔ	Ⓕ	Ⓖ	Ⓗ	

HOW TO ORDER

Indicate the following information on order form:

1. Quantity of each item.
2. Model number, including options. See "How To Build a Model Number".
3. Any special service required.

Note:
- The □ indicates that a choice is required.
- The absence of the □ indicates that no choice is required.
- Alpha-numeric characters in place of □ indicate that no other alternatives are available.

HOW TO BUILD A MODEL NUMBER

Ⓐ Select basic model/edge style.

74P	- 3/4" laminate top w/74P edge band

Ⓑ Select front/pull style.

S1	- Steel/inset plastic pull
S2	- Steel/aluminum metric
S3	- Steel/aluminum bow tie
S4	- Steel/nickel bow tie
L2	- Laminate/aluminum metric
L3	- Laminate/aluminum bow tie
L4	- Laminate/nickel bow tie

Ⓒ Select base style.

4CW	- 4 bl/wh casters (2 locking)

Ⓓ Select unit color.
Refer to color addendum at ki.com or KI Fabrics & Finishes binder.

Ⓔ Select surface finish.
Refer to color addendum at ki.com or KI Fabrics & Finishes binder.
Surface finish offerings are based on edge style selections.

Ⓕ Select edge color.
Refer to color addendum at ki.com or KI Fabrics & Finishes binder.
Edge color offerings are based on edge style selections.

Ⓖ Select front surface finish.
Refer to color addendum at ki.com or KI Fabrics & Finishes binder.

Ⓗ Select lock option

KA	- Key alike
KS	- Key standard
NLC	- No lock core

All Terrain® Pedestals

Pencil/Box/File with Retractable Handle

S1 Steel Front Plastic Pull	S2, S3 & S4 Steel Front Bow Tie or Metric Pull	L2, L3 & L4 Laminate Front Bow Tie or Metric Pull
$ 1285	$ 1346	$ 1518
1322	1385	1554
$ 1432	$ 1492	$ 1664
1469	1534	1704

SPECIAL SERVICES

Special Carton Marking

With specially marked information N/C

Shipping

Shipped **assembled freight prepaid f.o.b. Pembroke, Ontario K8A 0E1** factory. Freight class #100.

Specifications and prices are subject to change without prior notice.

All Terrain® Pedestals

Pencil/Box/File with Retractable Handle

ATPE

Landing Pad - Bowed Front Top

- Outrigger casters only
- 3/4" thick landing pad with 74PTN edge creates open space of 1-9/32" high
- One 3" pencil drawer; one 6" box drawer; one 12" file drawer with hanging folder partition

		MODEL NUMBER								
	W x D x H	Basic Model/ Edge Style	Front Pull Style	Base	Unit Color	Surface Finish	Edge Color	Front Surface Finish	Lock Option	Approx. Packaged Weight
	18-1/8 x 21-11/32 x 29"	ATPE1520PBFHRL-74P	□□	□□□	□□	□□□	□□□	□□□	□□	110.0#
	18-1/8 x 25-11/32 x 29"	ATPE1524PBFHRL-74P	□□	□□□	□□	□□□	□□□	□□□	□□	115.0#
		Ⓐ	Ⓑ	Ⓒ	Ⓓ	Ⓔ	Ⓕ	Ⓖ	Ⓗ	

HOW TO ORDER

Indicate the following information on order form:

1. Quantity of each item.
2. Model number, including options. See "How To Build a Model Number".
3. Any special service required.

Note:
- The □ indicates that a choice is required.
- The absence of the □ indicates that no choice is required.
- Alpha-numeric characters in place of □ indicate that no other alternatives are available.

HOW TO BUILD A MODEL NUMBER

Ⓐ Select basic model/edge style.

74P	- 3/4" laminate top w/74P edge band

Ⓑ Select front/pull style.

S1	- Steel/inset plastic pull
S2	- Steel/aluminum metric
S3	- Steel/aluminum bow tie
S4	- Steel/nickel bow tie
L2	- Laminate/aluminum metric
L3	- Laminate/aluminum bow tie
L4	- Laminate/nickel bow tie

Ⓒ Select base style.

4CW	- 4 bl/wh casters (2 locking)

Ⓓ Select unit color.
Refer to color addendum at ki.com or KI Fabrics & Finishes binder.

Ⓔ Select surface finish.
Refer to color addendum at ki.com or KI Fabrics & Finishes binder.
Surface finish offerings are based on edge style selections.

Ⓕ Select edge color.
Refer to color addendum at ki.com or KI Fabrics & Finishes binder.
Edge color offerings are based on edge style selections.

Ⓖ Select front surface finish.
Refer to color addendum at ki.com or KI Fabrics & Finishes binder.

Ⓗ Select lock option

KS	- Key standard
NLC	- No lock core
KA	- Key alike

All Terrain® Pedestals

Pencil/Box/File with Retractable Handle

S1 Steel Front Plastic Pull	S2, S3 & S4 Steel Front Bow Tie or Metric Pull	L2, L3 & L4 Laminate Front Bow Tie or Metric Pull
$ 1458	$ 1522	$ 1693
1497	1563	1732

SPECIAL SERVICES

Special Carton Marking

With specially marked information N/C

Shipping

Shipped **assembled freight prepaid f.o.b. Pembroke, Ontario K8A 0E1** factory. Freight class #100.

Specifications and prices are subject to change without prior notice.

All Terrain® Pedestals

Pencil/Box/File with Outriggers

	W x D x H	MODEL NUMBER Basic Model/ Edge Style	Front Pull Style	Base	Unit Color	Surface Finish	Edge Color	Front Surface Finish	Lock Option	Approx. Packaged Weight
ATPE **Steel Top** • Outrigger casters only • One 3" pencil drawer; one 6" box drawer; one 12" file drawer with hanging folder partition	18-1/8 x 21-11/32 x 26-3/4"	ATPE1520PBFR	□□	□□□	□□	□□□			□□	95.0#
	18-1/8 x 25-11/32 x 26-3/4"	ATPE1524PBFR	□□	□□□	□□	□□□			□□	100.0#
ATPE **Bowed Front Top** • Outrigger casters only • 3/4" thick bowed front top with 74PTN edge • One 3" pencil drawer; one 6" box drawer; one 12" file drawer with hanging folder partition	18-1/8 x 21-11/32 x 27-1/2"	ATPE1520PBFRT-74P	□□	□□□	□□	□□□	□□□	□□□	□□	105.0#
	18-1/8 x 25-11/32 x 27-1/2"	ATPE1524PBFRT-74P	□□	□□□	□□	□□□	□□□	□□□	□□	110.0#
		Ⓐ	Ⓑ	Ⓒ	Ⓓ	Ⓔ	Ⓕ	Ⓖ	Ⓗ	

HOW TO ORDER

Indicate the following information on order form:
1. Quantity of each item.
2. Model number, including options. See "How To Build a Model Number".
3. Any special service required.

Note: • The □ indicates that a choice is required.
• The absence of the □ indicates that no choice is required.
• Alpha-numeric characters in place of □ indicate that no other alternatives are available.

HOW TO BUILD A MODEL NUMBER

Ⓐ Select basic model/edge style.

74P	- 3/4" laminate top w/74P edge band

Ⓑ Select front/pull style.

S1	- Steel/inset plastic pull
S2	- Steel/aluminum metric
S3	- Steel/aluminum bow tie
S4	- Steel/nickel bow tie
L2	- Laminate/aluminum metric
L3	- Laminate/aluminum bow tie
L4	- Laminate/nickel bow tie

Ⓒ Select base style.

4CW	- 4 bl/wh casters (2 locking)
4GB	- 4 bl/wh glides
4MW	- 2 casters bl/wh, 2 glides bl/wh

Ⓓ Select unit color.
Refer to color addendum at ki.com or KI Fabrics & Finishes binder.

Ⓔ Select surface finish.
Refer to color addendum at ki.com or KI Fabrics & Finishes binder.
Surface finish offerings are based on edge style selections.

Ⓕ Select edge color.
Refer to color addendum at ki.com or KI Fabrics & Finishes binder.
Edge color offerings are based on edge style selections.

Ⓖ Select front surface finish.
Refer to color addendum at ki.com or KI Fabrics & Finishes binder.

Ⓗ Select lock optiion

KA	- Key alike
KS	- Key standard
NLC	- No lock core

FINISH INFORMATION

Additional Laminate Offering

Additional laminates beyond KI standard offering, are available with two weeks extended leadtime. To specify additional laminates, use these designators followed by the supplier's color/pattern code:

Formica - LF/supplier's color pattern code
Nevamar - LN/supplier's color pattern code
Wilsonart - LW/supplier's color pattern code

KI's standard finish is the supplier's recommended finish for that color/pattern. Note: Nonstandard laminates from these suppliers (example: textured laminates), require an upcharge and additional leadtime. Contact KI.

All Terrain® Pedestals

Pencil/Box/File with Outriggers

S1 Steel Front Plastic Pull	S2, S3 & S4 Steel Front Bow Tie or Metric Pull	L2, L3 & L4 Laminate Front Bow Tie or Metric Pull
$ 1021	$ 1086	$ 1256
1048	1110	1279
$ 1165	$ 1231	$ 1400
1199	1261	1433

SPECIAL SERVICES

Special Carton Marking

With specially marked information N/C

Shipping

Shipped **assembled freight prepaid f.o.b. Pembroke, Ontario K8A 0E1** factory. Freight class #100.

Specifications and prices are subject to change without prior notice.

All Terrain® Pedestals

Pencil/Box/File with Outriggers

ATPE

Landing Pad - Bowed Front Top

- Outrigger casters or glides
- 3/4" thick landing pad with 74PTN edge creates open space of 1-9/32" high
- One 3" pencil drawer; one 6" box drawer; one 12" file drawer with hanging folder partition

		MODEL NUMBER								
	W x D x H	Basic Model/ Edge Style	Front Pull Style	Base	Unit Color	Surface Finish	Edge Color	Front Surface Finish	Lock Option	Approx. Packaged Weight
	18-1/8 x 21-11/32 x 29"	ATPE1520PBFRL-74P	□□	□□□	□□	□□□	□□□	□□□	□□	105.0#
	18-1/8 x 25-11/32 x 29"	ATPE1524PBFRL-74P	□□	□□□	□□	□□□	□□□	□□□	□□	110.0#
		Ⓐ	Ⓑ	Ⓒ	Ⓓ	Ⓔ	Ⓕ	Ⓖ	Ⓗ	

HOW TO ORDER

Indicate the following information on order form:

1. Quantity of each item.
2. Model number, including options. See "How To Build a Model Number".
3. Any special service required.

Note:
- The □ indicates that a choice is required.
- The absence of the □ indicates that no choice is required.
- Alpha-numeric characters in place of □ indicate that no other alternatives are available.

HOW TO BUILD A MODEL NUMBER

Ⓐ Select basic model/edge style.

74P	- 3/4" laminate top w/74P edge band

Ⓑ Select front/pull style.

S1	- Steel/inset plastic pull
S2	- Steel/aluminum metric
S3	- Steel/aluminum bow tie
S4	- Steel/nickel bow tie
L2	- Laminate/aluminum metric
L3	- Laminate/aluminum bow tie
L4	- Laminate/nickel bow tie

Ⓒ Select base style.

4CW	- 4 bl/wh casters (2 locking)
4GB	- 4 bl/wh glides
4MW	- 2 casters bl/wh, 2 glides bl/wh

Ⓓ Select unit color.
Refer to color addendum at ki.com or KI Fabrics & Finishes binder.

Ⓔ Select surface finish.
Refer to color addendum at ki.com or KI Fabrics & Finishes binder.
Surface finish offerings are based on edge style selections.

Ⓕ Select edge color.
Refer to color addendum at ki.com or KI Fabrics & Finishes binder.
Edge color offerings are based on edge style selections.

Ⓖ Select front surface finish.
Refer to color addendum at ki.com or KI Fabrics & Finishes binder.

Ⓗ Select lock optiion

KA	- Key alike
KS	- Key standard
NLC	- No lock core

FINISH INFORMATION

Additional Laminate Offering

Additional laminates beyond KI standard offering, are available with two weeks extended leadtime. To specify additional laminates, use these designators followed by the supplier's color/pattern code:

Formica - LF/supplier's color pattern code
Nevamar - LN/supplier's color pattern code
Wilsonart - LW/supplier's color pattern code

KI's standard finish is the supplier's recommended finish for that color/pattern. Note: Nonstandard laminates from these suppliers (example: textured laminates), require an upcharge and additional leadtime. Contact KI.

All Terrain® Pedestals

Pencil/Box/File with Outriggers

S1 Steel Front Plastic Pull	S2, S3 & S4 Steel Front Bow Tie or Metric Pull	L2, L3 & L4 Laminate Front Bow Tie or Metric Pull
$ 1199	$ 1261	$ 1433
1226	1289	1458

SPECIAL SERVICES

Special Carton Marking

With specially marked information N/C

Shipping

Shipped **assembled freight prepaid f.o.b. Pembroke, Ontario K8A 0E1** factory. Freight class #100.

Specifications and prices are subject to change without prior notice.

All Terrain® Pedestals

Pencil/Box/File

	W x D x H	MODEL NUMBER Basic Model/ Edge Style	Front Pull Style	Base	Unit Color	Surface Finish	Edge Color	Front Surface Finish	Lock Option	Approx. Packaged Weight
	15 x 17-5/8 x 26-3/4"	ATPE1520PBF	□□	□□□	□□	□□□			□□	95.0#
	15 x 21-5/8 x 26-3/4"	ATPE1524PBF	□□	□□□	□□	□□□			□□	100.0#
ATPE **Steel Top** • One 3" pencil drawer; one 6" box drawer; one 12" file drawer with hanging folder partition										
	15 x 17-5/8 x 27-1/2"	ATPE1520PBFT-74P	□□	□□□	□□	□□□	□□□	□□□	□□	105.0#
	15 x 21-5/8 x 27-1/2"	ATPE1524PBFT-74P	□□	□□□	□□	□□□	□□□	□□□	□□	110.0#
ATPE **Bowed Front Top** • 3/4" thick bowed front top with 74PTN edge • One 3" pencil drawer; one 6" box drawer; one 12" file drawer with hanging folder partition										
		Ⓐ	Ⓑ	Ⓒ	Ⓓ	Ⓔ	Ⓕ	Ⓖ	Ⓗ	

HOW TO ORDER

Indicate the following information on order form:
1. Quantity of each item.
2. Model number, including options. See "How To Build a Model Number".
3. Any special service required.

Note:
- The □ indicates that a choice is required.
- The absence of the □ indicates that no choice is required.
- Alpha-numeric characters in place of □ indicate that no other alternatives are available.

HOW TO BUILD A MODEL NUMBER

Ⓐ Select basic model/edge style.

74P	- 3/4" laminate top w/74P edge band

Ⓑ Select front/pull style.

S1	- Steel/inset plastic pull
S2	- Steel/aluminum metric
S3	- Steel/aluminum bow tie
S4	- Steel/nickel bow tie
L2	- Laminate/aluminum metric
L3	- Laminate/aluminum bow tie
L4	- Laminate/nickel bow tie

Ⓒ Select base style.

4CW	- 4 bl/wh casters (2 locking)
4GB	- 4 bl/wh glides
4MW	- 2 casters bl/wh, 2 glides bl/wh

Ⓓ Select unit color.
Refer to color addendum at ki.com or KI Fabrics & Finishes binder.

Ⓔ Select surface finish.
Refer to color addendum at ki.com or KI Fabrics & Finishes binder.
Surface finish offerings are based on edge style selections.

Ⓕ Select edge color.
Refer to color addendum at ki.com or KI Fabrics & Finishes binder.
Edge color offerings are based on edge style selections.

Ⓖ Select front surface finish.
Refer to color addendum at ki.com or KI Fabrics & Finishes binder.

Ⓗ Select lock optiion

KA	- Key alike
KS	- Key standard
NLC	- No lock core

FINISH INFORMATION

Additional Laminate Offering

Additional laminates beyond KI standard offering, are available with two weeks extended leadtime. To specify additional laminates, use these designators followed by the supplier's color/pattern code:

Formica - LF/supplier's color pattern code
Nevamar - LN/supplier's color pattern code
Wilsonart - LW/supplier's color pattern code

KI's standard finish is the supplier's recommended finish for that color/pattern. Note: Nonstandard laminates from these suppliers (example: textured laminates), require an upcharge and additional leadtime. Contact KI.

All Terrain® Pedestals

Pencil/Box/File

S1 Steel Front Plastic Pull	S2, S3 & S4 Steel Front Bow Tie or Metric Pull	L2, L3 & L4 Laminate Front Bow Tie or Metric Pull
$ 909	$ 971	$ 1142
935	998	1165
$ 1055	$ 1118	$ 1289
1085	1148	1320

SPECIAL SERVICES

Special Carton Marking

With specially marked information N/C

Shipping

Shipped **assembled freight prepaid f.o.b. Pembroke, Ontario K8A 0E1** factory. Freight class #100.

Specifications and prices are subject to change without prior notice.

All Terrain® Pedestals

Pencil/Box/File

ATPE

MODEL	W x D x H	MODEL NUMBER							
		Basic Model/ Edge Style	Front Pull Style	Base	Unit Color	Surface Finish	Edge Color	Front Surface Finish	Lock Option
Landing Pad - Bowed Front • 3/4" thick landing pad with 74PTN edge creates open space of 1-9/32" high • One 3" pencil drawer; one 6" box drawer; one 12" file drawer with hanging folder partition	15 x 17-5/8 x 29"	ATPE1520PBFL-74P	□□	□□□	□□	□□□	□□□	□□□	□□
	15 x 21-5/8 x 29"	ATPE1524PBFL-74P	□□	□□□	□□	□□□	□□□	□□□	□□
		A	B	C	D	E	F	G	H

HOW TO ORDER

Indicate the following information on order form:
1. Quantity of each item.
2. Model number, including options. See "How To Build a Model Number".
3. Any special service required.

Note:
- The □ indicates that a choice is required.
- The absence of the □ indicates that no choice is required.
- Alpha-numeric characters in place of □ indicate that no other alternatives are available.

HOW TO BUILD A MODEL NUMBER

A Select basic model/edge style.

74P	- 3/4" laminate top w/74P edge band

B Select front/pull style.

S1	- Steel/inset plastic pull
S2	- Steel/aluminum metric
S3	- Steel/aluminum bow tie
S4	- Steel/nickel bow tie
L2	- Laminate/aluminum metric
L3	- Laminate/aluminum bow tie
L4	- Laminate/nickel bow tie

C Select base style.

4CW	- 4 bl/wh casters (2 locking)
4GB	- 4 bl/wh glides
4MW	- 2 casters bl/wh, 2 glides bl/wh

D Select unit color.
Refer to color addendum at ki.com or KI Fabrics & Finishes binder.

E Select surface finish.
Refer to color addendum at ki.com or KI Fabrics & Finishes binder.
Surface finish offerings are based on edge style selections.

F Select edge color.
Refer to color addendum at ki.com or KI Fabrics & Finishes binder.
Edge color offerings are based on edge style selections.

G Select front surface finish.
Refer to color addendum at ki.com or KI Fabrics & Finishes binder.

H Select lock optiion

KA	- Key alike
KS	- Key standard
NLC	- No lock core

FINISH INFORMATION

Additional Laminate Offering

Additional laminates beyond KI standard offering, are available with two weeks extended leadtime. To specify additional laminates, use these designators followed by the supplier's color/pattern code:

Formica - LF/supplier's color pattern code
Nevamar - LN/supplier's color pattern code
Wilsonart - LW/supplier's color pattern code

KI's standard finish is the supplier's recommended finish for that color/pattern. Note: Nonstandard laminates from these suppliers (example: textured laminates), require an upcharge and additional leadtime.
Contact KI.

All Terrain® Pedestals

Pencil/Box/File

Approx. Packaged Weight	S1 Steel Front Plastic Pull	S2, S3 & S4 Steel Front Bow Tie or Metric Pull	L2, L3 & L4 Laminate Front Bow Tie or Metric Pull
105.0#	$ 1085	$ 1148	$ 1320
110.0#	1114	1179	1346

SPECIAL SERVICES

Special Carton Marking

With specially marked information N/C

Shipping

Shipped **assembled freight prepaid f.o.b. Pembroke, Ontario K8A 0E1** factory. Freight class #100.

Specifications and prices are subject to change without prior notice.

All Terrain® Pedestals

File/File (Compact) with Retractable Handle

	W x D x H	MODEL NUMBER Basic Model/ Edge Style	Front Pull Style	Base	Unit Color	Surface Finish	Edge Color	Front Surface Finish	Lock Option	Approx. Packaged Weight
ATPE **Steel Top** • Outrigger casters only • Two 10-1/2" file drawers withhanging folder partition (will not accept molded hard bins)	18-1/8 x 21-11/32 x 26-3/4"	ATPE1520YYHR	□□	□□□	□□	□□□			□□	100.0#
	18-1/8 x 25-11/32 x 26-3/4"	ATPE1524YYHR	□□	□□□	□□	□□□			□□	105.0#
ATPE **Bowed Front Top** • Outrigger casters only • 3/4" thick bowed front top with 74PTN edge • Two 10-1/2" file drawers with hanging folder partition (will not accept molded hard bins)	18-1/8 x 21-11/32 x 27-1/2"	ATPE1520YYHRT-74P	□□	□□□	□□	□□□	□□□	□□□	□□	110.0#
	18-1/8 x 25-11/32 x 27-1/2"	ATPE1524YYHRT-74P	□□	□□□	□□	□□□	□□□	□□□	□□	115.0#
		Ⓐ	Ⓑ	Ⓒ	Ⓓ	Ⓔ	Ⓕ	Ⓖ	Ⓗ	

HOW TO ORDER

Indicate the following information on order form:
1. Quantity of each item.
2. Model number, including options. See "How To Build a Model Number".
3. Any special service required.

Note: • The □ indicates that a choice is required.
• The absence of the □ indicates that no choice is required.
• Alpha-numeric characters in place of □ indicate that no other alternatives are available.

HOW TO BUILD A MODEL NUMBER

Ⓐ Select basic model/edge style.

74P	- 3/4" laminate top w/74P edge band

Ⓑ Select front/pull style.

S1	- Steel/inset plastic pull
S2	- Steel/aluminum metric
S3	- Steel/aluminum bow tie
S4	- Steel/nickel bow tie
L2	- Laminate/aluminum metric
L3	- Laminate/aluminum bow tie
L4	- Laminate/nickel bow tie

Ⓒ Select base style.

4CW	- 4 bl/wh casters (2 locking)

Ⓓ Select unit color.
Refer to color addendum at ki.com or KI Fabrics & Finishes binder.

Ⓔ Select surface finish.
Refer to color addendum at ki.com or KI Fabrics & Finishes binder.
Surface finish offerings are based on edge style selections.

Ⓕ Select edge color.
Refer to color addendum at ki.com or KI Fabrics & Finishes binder.
Edge color offerings are based on edge style selections.

Ⓖ Select front surface finish.
Refer to color addendum at ki.com or KI Fabrics & Finishes binder.

Ⓗ Select lock optiion

KA	- Key alike
KS	- Key standard
NLC	- No lock core

FINISH INFORMATION

Additional Laminate Offering

Additional laminates beyond KI standard offering, are available with two weeks extended leadtime. To specify additional laminates, use these designators followed by the supplier's color/pattern code:

Formica - LF/supplier's color pattern code
Nevamar - LN/supplier's color pattern code
Wilsonart - LW/supplier's color pattern code

KI's standard finish is the supplier's recommended finish for that color/pattern. Note: Nonstandard laminates from these suppliers (example: textured laminates), require an upcharge and additional leadtime.
Contact KI.

All Terrain® Pedestals

File/File (Compact) with Retractable Handle

S1 Steel Front Plastic Pull	S2, S3 & S4 Steel Front Bow Tie or Metric Pull	L2, L3 & L4 Laminate Front Bow Tie or Metric Pull
$ 1207	$ 1248	$ 1436
1237	1278	1465
$ 1351	$ 1394	$ 1580
1386	1430	1617

SPECIAL SERVICES

Special Carton Marking

With specially marked information N/C

Shipping

Shipped **assembled freight prepaid f.o.b. Pembroke, Ontario K8A 0E1** factory. Freight class #100.

Specifications and prices are subject to change without prior notice.

All Terrain® Pedestals

File/File (Compact) with Retractable Handle

ATPE

Landing Pad - Bowed Front

- Outrigger casters only
- 3/4" thick bowed front top with 74PTN edge creates open space of 1-9/32" high
- Two 10-1/2" file drawers with hanging folder partition (will not accept molded hard bins)

	MODEL NUMBER								
W x D x H	Basic Model/ Edge Style	Front Pull Style	Base	Unit Color	Surface Finish	Edge Color	Front Surface Finish	Lock Option	Approx. Packaged Weight
18-1/8 x 21-11/32 x 29"	ATPE1520YYHRL-74P	□□	□□□	□□	□□□	□□□	□□□	□□	110.0#
18-1/8 x 25-11/32 x 29"	ATPE1524YYHRL-74P	□□	□□□	□□	□□□	□□□	□□□	□□	115.0#
	Ⓐ	Ⓑ	Ⓒ	Ⓓ	Ⓔ	Ⓕ	Ⓖ	Ⓗ	

HOW TO ORDER

Indicate the following information on order form:

1. Quantity of each item.
2. Model number, including options. See "How To Build a Model Number".
3. Any special service required.

Note:
- The □ indicates that a choice is required.
- The absence of the □ indicates that no choice is required.
- Alpha-numeric characters in place of □ indicate that no other alternatives are available.

HOW TO BUILD A MODEL NUMBER

Ⓐ Select basic model/edge style.

74P	- 3/4" laminate top w/74P edge band

Ⓑ Select front/pull style.

S1	- Steel/inset plastic pull
S2	- Steel/aluminum metric
S3	- Steel/aluminum bow tie
S4	- Steel/nickel bow tie
L2	- Laminate/aluminum metric
L3	- Laminate/aluminum bow tie
L4	- Laminate/nickel bow tie

Ⓒ Select base style.

4CW	- 4 bl/wh casters (2 locking)

Ⓓ Select unit color.
Refer to color addendum at ki.com or KI Fabrics & Finishes binder.

Ⓔ Select surface finish.
Refer to color addendum at ki.com or KI Fabrics & Finishes binder.
Surface finish offerings are based on edge style selections.

Ⓕ Select edge color.
Refer to color addendum at ki.com or KI Fabrics & Finishes binder.
Edge color offerings are based on edge style selections.

Ⓖ Select front surface finish.
Refer to color addendum at ki.com or KI Fabrics & Finishes binder.

Ⓗ Select lock optiion

KA	- Key alike
KS	- Key standard
NLC	- No lock core

FINISH INFORMATION

Additional Laminate Offering

Additional laminates beyond KI standard offering, are available with two weeks extended leadtime. To specify additional laminates, use these designators followed by the supplier's color/pattern code:

Formica - LF/supplier's color pattern code
Nevamar - LN/supplier's color pattern code
Wilsonart - LW/supplier's color pattern code

KI's standard finish is the supplier's recommended finish for that color/pattern. Note: Nonstandard laminates from these suppliers (example: textured laminates), require an upcharge and additional leadtime.
Contact KI.

All Terrain® Pedestals

File/File (Compact) with Retractable Handle

S1 Steel Front Plastic Pull	S2, S3 & S4 Steel Front Bow Tie or Metric Pull	L2, L3 & L4 Laminate Front Bow Tie or Metric Pull
$ 1382	$ 1425	$ 1610
1416	1457	1643

SPECIAL SERVICES

Special Carton Marking

With specially marked information N/C

Shipping

Shipped **assembled freight prepaid f.o.b. Pembroke, Ontario K8A 0E1** factory. Freight class #100.

Specifications and prices are subject to change without prior notice.

All Terrain® Pedestals

File/File (Compact) with Outriggers

	W x D x H	MODEL NUMBER Basic Model/ Edge Style	Front Pull Style	Base	Unit Color	Surface Finish	Edge Color	Front Surface Finish	Lock Option	Approx. Packaged Weight
	18-1/8 x 21-11/32 x 26-3/4"	ATPE1520YYR	□□	□□□	□□	□□□			□□	95.0#
	18-1/8 x 25-11/32 x 26-3/4"	ATPE1524YYR	□□	□□□	□□	□□□			□□	100.0#
ATPE **Steel Top** • Outrigger casters or glides • Two 10-1/2" file drawers with hanging folder partition (will not accept molded hard bins)										
	18-1/8 x 25-11/32 x 27-1/2"	ATPE1520YYRT-74P	□□	□□□	□□	□□□	□□□	□□□	□□	105.0#
	18-1/8 x 25-11/32 x 27-1/2"	ATPE1524YYRT-74P	□□	□□□	□□	□□□	□□□	□□□	□□	110.0#
ATPE **Bowed Front Top** • Outrigger casters or glides • 3/4" thick bowed front top with 74PTN edge • Two 10-1/2" file drawers with hanging folder partition (will not accept molded hard bins)										
		Ⓐ	Ⓑ	Ⓒ	Ⓓ	Ⓔ	Ⓕ	Ⓖ	Ⓗ	

HOW TO ORDER

Indicate the following information on order form:
1. Quantity of each item.
2. Model number, including options. See "How To Build a Model Number".
3. Any special service required.

Note:
- The □ indicates that a choice is required.
- The absence of the □ indicates that no choice is required.
- Alpha-numeric characters in place of □ indicate that no other alternatives are available.

HOW TO BUILD A MODEL NUMBER

Ⓐ Select basic model/edge style.

74P	- 3/4" laminate top w/74P edge band

Ⓑ Select front/pull style.

S1	- Steel/inset plastic pull
S2	- Steel/aluminum metric
S3	- Steel/aluminum bow tie
S4	- Steel/nickel bow tie
L2	- Laminate/aluminum metric
L3	- Laminate/aluminum bow tie
L4	- Laminate/nickel bow tie

Ⓒ Select base style.

4CW	- 4 bl/wh casters (2 locking)
4GB	- 4 bl/wh glides
4MW	- 2 casters bl/wh, 2 glides bl/wh

Ⓓ Select unit color.
Refer to color addendum at ki.com or KI Fabrics & Finishes binder.

Ⓔ Select surface finish.
Refer to color addendum at ki.com or KI Fabrics & Finishes binder.
Surface finish offerings are based on edge style selections.

Ⓕ Select edge color.
Refer to color addendum at ki.com or KI Fabrics & Finishes binder.
Edge color offerings are based on edge style selections.

Ⓖ Select front surface finish.
Refer to color addendum at ki.com or KI Fabrics & Finishes binder.

Ⓗ Select lock optiion

KA	- Key alike
KS	- Key standard
NLC	- No lock core

FINISH INFORMATION

Additional Laminate Offering

Additional laminates beyond KI standard offering, are available with two weeks extended leadtime. To specify additional laminates, use these designators followed by the supplier's color/pattern code:

Formica - LF/supplier's color pattern code
Nevamar - LN/supplier's color pattern code
Wilsonart - LW/supplier's color pattern code

KI's standard finish is the supplier's recommended finish for that color/pattern. Note: Nonstandard laminates from these suppliers (example: textured laminates), require an upcharge and additional leadtime. Contact KI.

All Terrain® Pedestals

File/File (Compact) with Outriggers

S1 Steel Front Plastic Pull	S2, S3 & S4 Steel Front Bow Tie or Metric Pull	L2, L3 & L4 Laminate Front Bow Tie or Metric Pull
$ 944	$ 987	$ 1175
964	1005	1192
$ 1091	$ 1132	$ 1320
1114	1155	1342

SPECIAL SERVICES

Special Carton Marking

With specially marked information N/C

Shipping

Shipped **assembled freight prepaid f.o.b. Pembroke, Ontario K8A 0E1** factory. Freight class #100.

Specifications and prices are subject to change without prior notice.

All Terrain® Pedestals

File/File (Compact) with Outriggers

ATPE

Landing Pad - Bowed Front

- Outrigger casters or glides
- 3/4" thick landing pad with 74PTN edge creates open space of 1-9/32" high
- Two 10-1/2" file drawers with hanging folder partition (will not accept molded hard bins)

		MODEL NUMBER								
	W x D x H	Basic Model/ Edge Style	Front Pull Style	Base	Unit Color	Surface Finish	Edge Color	Front Surface Finish	Lock Option	Approx. Packaged Weight
	18-1/8 x 21-11/32 x 29"	ATPE1520YYRL-74P	□□	□□□	□□	□□□	□□□	□□□	□□	105.0#
	18-1/8 x 25-11/32 x 29"	ATPE1524YYRL-74P	□□	□□□	□□	□□□	□□□	□□□	□□	110.0#
		Ⓐ	Ⓑ	Ⓒ	Ⓓ	Ⓔ	Ⓕ	Ⓖ	Ⓗ	

HOW TO ORDER

Indicate the following information on order form:

1. Quantity of each item.
2. Model number, including options. See "How To Build a Model Number".
3. Any special service required.

Note:
- The □ indicates that a choice is required.
- The absence of the □ indicates that no choice is required.
- Alpha-numeric characters in place of □ indicate that no other alternatives are available.

HOW TO BUILD A MODEL NUMBER

Ⓐ Select basic model/edge style.

74P	- 3/4" laminate top w/74P edge band

Ⓑ Select front/pull style.

S1	- Steel/inset plastic pull
S2	- Steel/aluminum metric
S3	- Steel/aluminum bow tie
S4	- Steel/nickel bow tie
L2	- Laminate/aluminum metric
L3	- Laminate/aluminum bow tie
L4	- Laminate/nickel bow tie

Ⓒ Select base style.

4CW	- 4 bl/wh casters (2 locking)
4GB	- 4 bl/wh glides
4MW	- 2 casters bl/wh, 2 glides bl/wh

Ⓓ Select unit color.
Refer to color addendum at ki.com or KI Fabrics & Finishes binder.

Ⓔ Select surface finish.
Refer to color addendum at ki.com or KI Fabrics & Finishes binder.
Surface finish offerings are based on edge style selections.

Ⓕ Select edge color.
Refer to color addendum at ki.com or KI Fabrics & Finishes binder.
Edge color offerings are based on edge style selections.

Ⓖ Select front surface finish.
Refer to color addendum at ki.com or KI Fabrics & Finishes binder.

Ⓗ Select lock optiion

KA	- Key alike
KS	- Key standard
NLC	- No lock core

FINISH INFORMATION

Additional Laminate Offering

Additional laminates beyond KI standard offering, are available with two weeks extended leadtime. To specify additional laminates, use these designators followed by the supplier's color/pattern code:

Formica - LF/supplier's color pattern code
Nevamar - LN/supplier's color pattern code
Wilsonart - LW/supplier's color pattern code

KI's standard finish is the supplier's recommended finish for that color/pattern. Note: Nonstandard laminates from these suppliers (example: textured laminates), require an upcharge and additional leadtime. Contact KI.

All Terrain® Pedestals

File/File (Compact) with Outriggers

S1 Steel Front Plastic Pull	S2, S3 & S4 Steel Front Bow Tie or Metric Pull	L2, L3 & L4 Laminate Front Bow Tie or Metric Pull
$ 1117	$ 1158	$ 1345
1145	1186	1374

SPECIAL SERVICES

Special Carton Marking

With specially marked information N/C

Shipping

Shipped **assembled freight prepaid f.o.b. Pembroke, Ontario K8A 0E1** factory. Freight class #100.

Specifications and prices are subject to change without prior notice.

All Terrain® Pedestals

File/File (Compact)

	MODEL	W x D x H	MODEL NUMBER							
			Basic Model/ Edge Style	Front Pull Style	Base	Unit Color	Surface Finish	Edge Color	Front Surface Finish	Lock Option
ATPE	**Steel Top** • Two 10-1/2" file drawers withhanging folder partition (will not accept molded hard bins)	15 x 17-5/8 x 26-3/4"	ATPE1520YY	□□	□□□	□□	□□□			□□
		15 x 21-5/8 x 26-3/4"	ATPE1524YY	□□	□□□	□□	□□□			□□
ATPE	**Bowed Front Top** • 3/4" thick bowed front top with 74PTN edge • Two 10-1/2" file drawers with hanging folder partition (will not accept molded hard bins)	15 x 17-5/8 x 27-1/2"	ATPE1520YYT-74P	□□	□□□	□□	□□□	□□□	□□□	□□
		15 x 21-5/8 x 27-1/2"	ATPE1524YYT-74P	□□	□□□	□□	□□□	□□□	□□□	□□
			Ⓐ	Ⓑ	Ⓒ	Ⓓ	Ⓔ	Ⓕ	Ⓖ	Ⓗ

HOW TO ORDER

Indicate the following information on order form:
1. Quantity of each item.
2. Model number, including options. See "How To Build a Model Number".
3. Any special service required.

Note:
- The □ indicates that a choice is required.
- The absence of the □ indicates that no choice is required.
- Alpha-numeric characters in place of □ indicate that no other alternatives are available.

HOW TO BUILD A MODEL NUMBER

Ⓐ Select basic model/edge style.

74P	- 3/4" laminate top w/74P edge band

Ⓑ Select front/pull style.

S1	- Steel/inset plastic pull
S2	- Steel/aluminum metric
S3	- Steel/aluminum bow tie
S4	- Steel/nickel bow tie
L2	- Laminate/aluminum metric
L3	- Laminate/aluminum bow tie
L4	- Laminate/nickel bow tie

Ⓒ Select base style.

4CW	- 4 bl/wh casters (2 locking)
4GB	- 4 bl/wh glides
4MW	- 2 casters bl/wh, 2 glides bl/wh

Ⓓ Select unit color.
Refer to color addendum at ki.com or KI Fabrics & Finishes binder.

Ⓔ Select surface finish.
Refer to color addendum at ki.com or KI Fabrics & Finishes binder.
Surface finish offerings are based on edge style selections.

Ⓕ Select edge color.
Refer to color addendum at ki.com or KI Fabrics & Finishes binder.
Edge color offerings are based on edge style selections.

Ⓖ Select front surface finish.
Refer to color addendum at ki.com or KI Fabrics & Finishes binder.

Ⓗ Select lock optiion

KA	- Key alike
KS	- Key standard
NLC	- No lock core

FINISH INFORMATION

Additional Laminate Offering

Additional laminates beyond KI standard offering, are available with two weeks extended leadtime. To specify additional laminates, use these designators followed by the supplier's color/pattern code:

Formica - LF/supplier's color pattern code
Nevamar - LN/supplier's color pattern code
Wilsonart - LW/supplier's color pattern code

KI's standard finish is the supplier's recommended finish for that color/pattern. Note: Nonstandard laminates from these suppliers (example: textured laminates), require an upcharge and additional leadtime.
Contact KI.

All Terrain® Pedestals

File/File (Compact)

Approx. Packaged Weight	S1 Steel Front Plastic Pull	S2, S3 & S4 Steel Front Bow Tie or Metric Pull	L2, L3 & L4 Laminate Front Bow Tie or Metric Pull
95.0#	$ 830	$ 874	$ 1060
100.0#	855	896	1083
105.0#	$ 975	$ 1018	$ 1205
110.0#	1000	1044	1230

SPECIAL SERVICES

Special Carton Marking

With specially marked information N/C

Shipping

Shipped **assembled freight prepaid f.o.b. Pembroke, Ontario K8A 0E1** factory. Freight class #100.

Specifications and prices are subject to change without prior notice.

All Terrain® Pedestals

File/File (Compact)

ATPE

MODEL	W x D x H	MODEL NUMBER							
		Basic Model/ Edge Style	Front Pull Style	Base	Unit Color	Surface Finish	Edge Color	Front Surface Finish	Lock Option
Landing Pad - Bowed Front • 3/4" thick landing pad with 74PTN edge creates open space of 1-9/32" high • Two 10-1/2" file drawers with hanging folder partition (will not accept molded hard bins)	15 x 17-5/8 x 29"	ATPE1520YYL-74P	□□	□□□	□□	□□□	□□□	□□□	□□
	15 x 21-5/8 x 29"	ATPE1524YYL-74P	□□	□□□	□□	□□□	□□□	□□□	□□
			Ⓐ	Ⓑ	Ⓒ	Ⓓ	Ⓔ	Ⓕ	Ⓖ	Ⓗ

HOW TO ORDER

Indicate the following information on order form:
1. Quantity of each item.
2. Model number, including options. See "How To Build a Model Number".
3. Any special service required.

Note:
- The □ indicates that a choice is required.
- The absence of the □ indicates that no choice is required.
- Alpha-numeric characters in place of □ indicate that no other alternatives are available.

HOW TO BUILD A MODEL NUMBER

Ⓐ Select basic model/edge style.

74P	- 3/4" laminate top w/74P edge band

Ⓑ Select front/pull style.

S1	- Steel/inset plastic pull
S2	- Steel/aluminum metric
S3	- Steel/aluminum bow tie
S4	- Steel/nickel bow tie
L2	- Laminate/aluminum metric
L3	- Laminate/aluminum bow tie
L4	- Laminate/nickel bow tie

Ⓒ Select base style.

4CW	- 4 bl/wh casters (2 locking)
4GB	- 4 bl/wh glides
4MW	- 2 casters bl/wh, 2 glides bl/wh

Ⓓ Select unit color.
Refer to color addendum at ki.com or KI Fabrics & Finishes binder.

Ⓔ Select surface finish.
Refer to color addendum at ki.com or KI Fabrics & Finishes binder.
Surface finish offerings are based on edge style selections.

Ⓕ Select edge color.
Refer to color addendum at ki.com or KI Fabrics & Finishes binder.
Edge color offerings are based on edge style selections.

Ⓖ Select front surface finish.
Refer to color addendum at ki.com or KI Fabrics & Finishes binder.

Ⓗ Select lock optiion

KA	- Key alike
KS	- Key standard
NLC	- No lock core

FINISH INFORMATION

Additional Laminate Offering

Additional laminates beyond KI standard offering, are available with two weeks extended leadtime. To specify additional laminates, use these designators followed by the supplier's color/pattern code:

Formica - LF/supplier's color pattern code
Nevamar - LN/supplier's color pattern code
Wilsonart - LW/supplier's color pattern code

KI's standard finish is the supplier's recommended finish for that color/pattern. Note: Nonstandard laminates from these suppliers (example: textured laminates), require an upcharge and additional leadtime.
Contact KI.

All Terrain® Pedestals

File/File (Compact)

Approx. Packaged Weight	S1 Steel Front Plastic Pull	S2, S3 & S4 Steel Front Bow Tie or Metric Pull	L2, L3 & L4 Laminate Front Bow Tie or Metric Pull
105.0#	$ 1005	$ 1049	$ 1236
110.0#	1029	1073	1259

SPECIAL SERVICES

Special Carton Marking

With specially marked information N/C

Shipping

Shipped **assembled freight prepaid f.o.b. Pembroke, Ontario K8A 0E1** factory. Freight class #100.

Specifications and prices are subject to change without prior notice.

All Terrain® Pedestals

File/File with Retractable Handle

	W x D x H	MODEL NUMBER: Basic Model/ Edge Style	Front Pull Style	Base	Unit Color	Surface Finish	Edge Color	Front Surface Finish	Lock Option	Approx. Packaged Weight
ATPE **Steel Top** • Outrigger casters only • Two 12" file drawers with hanging folder partition	18-1/8 x 21-11/32 x 29-13/16"	ATPE1520FFHR	□□	□□□	□□	□□□			□□	105.0#
	18-1/8 x 25-11/32 x 29-13/16"	ATPE1524FFHR	□□	□□□	□□	□□□			□□	110.0#
ATPE **Bowed Front Top** • Outrigger casters only • 3/4" thick bowed front top with 74PTN edge • Two 12" file drawers with hanging folder partition	18-1/8 x 21-11/32 x 30-9/16"	ATPE1520FFHRT-74P	□□	□□□	□□	□□□	□□□	□□□	□□	115.0#
	18-1/8 x 25-11/32 x 30-9/16"	ATPE1524FFHRT-74P	□□	□□□	□□	□□□	□□□	□□□	□□	120.0#
ATPE **Landing Pad - Bowed Front** • Outrigger casters only • 3/4" thick bowed front top with 74PTN edge creates open space of 3-7/8" high • Two 12" file drawers with hanging folder partition	18-1/8 x 21-11/32 x 34-25/32"	ATPE1520FFHRL-74P	□□	□□□	□□	□□□	□□□	□□□	□□	115.0#
	18-1/8 x 25-11/32 x 34-25/32"	ATPE1524FFHRL-74P	□□	□□□	□□	□□□	□□□	□□□	□□	120.0#
			Ⓐ	Ⓑ	Ⓒ	Ⓓ	Ⓔ	Ⓕ	Ⓖ	Ⓗ

HOW TO ORDER

Indicate the following information on order form:
1. Quantity of each item.
2. Model number, including options. See "How To Build a Model Number".
3. Any special service required.

Note: • The □ indicates that a choice is required.
• The absence of the □ indicates that no choice is required.
• Alpha-numeric characters in place of □ indicate that no other alternatives are available.

HOW TO BUILD A MODEL NUMBER

Ⓐ Select basic model/edge style.

74P	- 3/4" laminate top w/74P edge band

Ⓑ Select front/pull style.

S1	- Steel/inset plastic pull
S2	- Steel/aluminum metric
S3	- Steel/aluminum bow tie
S4	- Steel/nickel bow tie
L2	- Laminate/aluminum metric
L3	- Laminate/aluminum bow tie
L4	- Laminate/nickel bow tie

Ⓒ Select base style.

4CW	- 4 bl/wh casters (2 locking)

Ⓓ Select unit color.
Refer to color addendum at ki.com or KI Fabrics & Finishes binder.

Ⓔ Select surface finish.
Refer to color addendum at ki.com or KI Fabrics & Finishes binder.
Surface finish offerings are based on edge style selections.

Ⓕ Select edge color.
Refer to color addendum at ki.com or KI Fabrics & Finishes binder.
Edge color offerings are based on edge style selections.

Ⓖ Select front surface finish.
Refer to color addendum at ki.com or KI Fabrics & Finishes binder.

Ⓗ Select lock optiion

KA	- Key alike
KS	- Key standard
NLC	- No lock core

FINISH INFORMATION

Additional Laminate Offering

Additional laminates beyond KI standard offering, are available with two weeks extended leadtime. To specify additional laminates, use these designators followed by the supplier's color/pattern code:

Formica - LF/supplier's color pattern code
Nevamar - LN/supplier's color pattern code
Wilsonart - LW/supplier's color pattern code

KI's standard finish is the supplier's recommended finish for that color/pattern. Note: Nonstandard laminates from these suppliers (example: textured laminates), require an upcharge and additional leadtime.
Contact KI.

All Terrain® Pedestals

File/File with Retractable Handle

S1 Steel Front Plastic Pull	S2, S3 & S4 Steel Front Bow Tie or Metric Pull	L2, L3 & L4 Laminate Front Bow Tie or Metric Pull
$ 1187	$ 1230	$ 1444
1216	1259	1476
$ 1333	$ 1376	$ 1588
1371	1409	1626
$ 1368	$ 1407	$ 1623
1400	1443	1658

SPECIAL SERVICES

Special Carton Marking

With specially marked information N/C

Shipping

Shipped **assembled freight prepaid f.o.b. Pembroke, Ontario K8A 0E1** factory. Freight class #100.

Specifications and prices are subject to change without prior notice.

All Terrain® Pedestals

File/File with Outriggers

	W x D x H	MODEL NUMBER Basic Model/ Edge Style	Front Pull Style	Base	Unit Color	Surface Finish	Edge Color	Front Surface Finish	Lock Option	Approx. Packaged Weight
 ATPE **Steel Top** • Outrigger casters or glides • Two 12" file drawers with hanging folder partition	18-1/8 x 21-11/32 x 29-13/16"	ATPE1520FFR	□□	□□□	□□	□□□			□□	100.0#
	18-1/8 x 25-11/32 x 29-13/16"	ATPE1524FFR	□□	□□□	□□	□□□			□□	105.0#
 ATPE **Bowed Front Top** • Outrigger casters or glides • 3/4" thick bowed front top with 74PTN edge • Two 12" file drawers with hanging folder partition	18-1/8 x 21-11/32 x 30-9/16"	ATPE1520FFRT-74P	□□	□□□	□□	□□□	□□□	□□□	□□	110.0#
	18-1/8 x 25-11/32 x 30-9/16"	ATPE1524FFRT-74P	□□	□□□	□□	□□□	□□□	□□□	□□	115.0#
			Ⓐ	Ⓑ	Ⓒ	Ⓓ	Ⓔ	Ⓕ	Ⓖ	Ⓗ

HOW TO ORDER

Indicate the following information on order form:
1. Quantity of each item.
2. Model number, including options. See "How To Build a Model Number".
3. Any special service required.

Note: • The □ indicates that a choice is required.
• The absence of the □ indicates that no choice is required.
• Alpha-numeric characters in place of □ indicate that no other alternatives are available.

HOW TO BUILD A MODEL NUMBER

Ⓐ Select basic model/edge style.

74P	- 3/4" laminate top w/74P edge band

Ⓑ Select front/pull style.

S1	- Steel/inset plastic pull
S2	- Steel/aluminum metric
S3	- Steel/aluminum bow tie
S4	- Steel/nickel bow tie
L2	- Laminate/aluminum metric
L3	- Laminate/aluminum bow tie
L4	- Laminate/nickel bow tie

Ⓒ Select base style.

4CW	- 4 bl/wh casters (2 locking)
4GB	- 4 bl/wh glides
4MW	- 2 casters bl/wh, 2 glides bl/wh

Ⓓ Select unit color.
Refer to color addendum at ki.com or KI Fabrics & Finishes binder.

Ⓔ Select surface finish.
Refer to color addendum at ki.com or KI Fabrics & Finishes binder.
Surface finish offerings are based on edge style selections.

Ⓕ Select edge color.
Refer to color addendum at ki.com or KI Fabrics & Finishes binder.
Edge color offerings are based on edge style selections.

Ⓖ Select front surface finish.
Refer to color addendum at ki.com or KI Fabrics & Finishes binder.

Ⓗ Select lock optiion

KA	- Key alike
KS	- Key standard
NLC	- No lock core

FINISH INFORMATION

Additional Laminate Offering

Additional laminates beyond KI standard offering, are available with two weeks extended leadtime. To specify additional laminates, use these designators followed by the supplier's color/pattern code:

Formica - LF/supplier's color pattern code
Nevamar - LN/supplier's color pattern code
Wilsonart - LW/supplier's color pattern code

KI's standard finish is the supplier's recommended finish for that color/pattern. Note: Nonstandard laminates from these suppliers (example: textured laminates), require an upcharge and additional leadtime. Contact KI.

All Terrain® Pedestals

File/File with Outriggers

S1 Steel Front Plastic Pull	S2, S3 & S4 Steel Front Bow Tie or Metric Pull	L2, L3 & L4 Laminate Front Bow Tie or Metric Pull
$ 925	$ 966	$ 1182
946	990	1204
$ 1070	$ 1113	$ 1328
1094	1139	1351

SPECIAL SERVICES

Special Carton Marking

With specially marked information N/C

Shipping

Shipped **assembled freight prepaid f.o.b. Pembroke, Ontario K8A 0E1** factory. Freight class #100.

Specifications and prices are subject to change without prior notice.

All Terrain® Pedestals

File/File with Outriggers

ATPE

Landing Pad - Bowed Front Top

- Outrigger casters or glides
- 3/4" thick landing pad with 74PTN edge creates open space of 3-7/8" high
- Two 12" file drawers with hanging folder partition

W x D x H	MODEL NUMBER: Basic Model/ Edge Style	Front Pull Style	Base	Unit Color	Surface Finish	Edge Color	Front Surface Finish	Lock Option	Approx. Packaged Weight
18-1/8 x 21-11/32 x 34-25/32"	ATPE1520FFRL-74P	□□	□□□	□□	□□□	□□□	□□□	□□	110.0#
18-1/8 x 25-11/32 x 34-25/32"	ATPE1524FFRL-74P	□□	□□□	□□	□□□	□□□	□□□	□□	115.0#
	Ⓐ	Ⓑ	Ⓒ	Ⓓ	Ⓔ	Ⓕ	Ⓖ	Ⓗ	

HOW TO ORDER

Indicate the following information on order form:

1. Quantity of each item.
2. Model number, including options. See "How To Build a Model Number".
3. Any special service required.

Note:
- The □ indicates that a choice is required.
- The absence of the □ indicates that no choice is required.
- Alpha-numeric characters in place of □ indicate that no other alternatives are available.

HOW TO BUILD A MODEL NUMBER

Ⓐ Select basic model/edge style.

74P	- 3/4" laminate top w/74P edge band

Ⓑ Select front/pull style.

S1	- Steel/inset plastic pull
S2	- Steel/aluminum metric
S3	- Steel/aluminum bow tie
S4	- Steel/nickel bow tie
L2	- Laminate/aluminum metric
L3	- Laminate/aluminum bow tie
L4	- Laminate/nickel bow tie

Ⓒ Select base style.

4CW	- 4 bl/wh casters (2 locking)
4GB	- 4 bl/wh glides
4MW	- 2 casters bl/wh, 2 glides bl/wh

Ⓓ Select unit color.
Refer to color addendum at ki.com or KI Fabrics & Finishes binder.

Ⓔ Select surface finish.
Refer to color addendum at ki.com or KI Fabrics & Finishes binder.
Surface finish offerings are based on edge style selections.

Ⓕ Select edge color.
Refer to color addendum at ki.com or KI Fabrics & Finishes binder.
Edge color offerings are based on edge style selections.

Ⓖ Select front surface finish.
Refer to color addendum at ki.com or KI Fabrics & Finishes binder.

Ⓗ Select lock optiion

KA	- Key alike
KS	- Key standard
NLC	- No lock core

FINISH INFORMATION

Additional Laminate Offering

Additional laminates beyond KI standard offering, are available with two weeks extended leadtime. To specify additional laminates, use these designators followed by the supplier's color/pattern code:

Formica - LF/supplier's color pattern code
Nevamar - LN/supplier's color pattern code
Wilsonart - LW/supplier's color pattern code

KI's standard finish is the supplier's recommended finish for that color/pattern. Note: Nonstandard laminates from these suppliers (example: textured laminates), require an upcharge and additional leadtime. Contact KI.

All Terrain® Pedestals

File/File with Outriggers

S1 Steel Front Plastic Pull	S2, S3 & S4 Steel Front Bow Tie or Metric Pull	L2, L3 & L4 Laminate Front Bow Tie or Metric Pull
$ 1102	$ 1146	$ 1360
1129	1172	1386

SPECIAL SERVICES

Special Carton Marking

With specially marked information N/C

Shipping

Shipped **assembled freight prepaid f.o.b. Pembroke, Ontario K8A 0E1** factory. Freight class #100.

Specifications and prices are subject to change without prior notice.

All Terrain® Pedestals

File/File

	W x D x H	MODEL NUMBER Basic Model/ Edge Style	Front Pull Style	Base	Unit Color	Surface Finish	Edge Color	Front Surface Finish	Lock Option	Approx. Packaged Weight
 ATPE **Steel Top** • Two 12" file drawers with hanging folder partition	15 x 17-5/8 x 29-13/16"	ATPE1520FF	□□	□□□	□□	□□□			□□	100.0#
	15 x 21-5/8 x 29-13/16"	ATPE1524FF	□□	□□□	□□	□□□			□□	105.0#
 ATPE **Bowed Front Top** • 3/4" thick bowed front top with 74PTN edge • Two 12" file drawers with hanging folder partition	15 x 17-5/8 x 30-9/16"	ATPE1520FFT-74P	□□	□□□	□□	□□□	□□□	□□□	□□	110.0#
	15 x 21-5/8 x 30-9/16"	ATPE1524FFT-74P	□□	□□□	□□	□□□	□□□	□□□	□□	115.0#
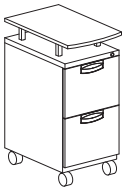 ATPE **Landing Pad - Bowed Front Top** • 3/4" thick landing pad with 74PTN edge creates open space of 3-7/8" high • Two 12" file drawers with hanging folder partition	15 x 17-5/8 x 34-25/32"	ATPE1520FFL-74P	□□	□□□	□□	□□□	□□□	□□□	□□	110.0#
	15 x 21-5/8 x 34-25/32"	ATPE1524FFL-74P	□□	□□□	□□	□□□	□□□	□□□	□□	115.0#
			Ⓐ	Ⓑ	Ⓒ	Ⓓ	Ⓔ	Ⓕ	Ⓖ	Ⓗ

HOW TO ORDER

Indicate the following information on order form:
1. Quantity of each item.
2. Model number, including options. See "How To Build a Model Number".
3. Any special service required.

Note:
- The □ indicates that a choice is required.
- The absence of the □ indicates that no choice is required.
- Alpha-numeric characters in place of □ indicate that no other alternatives are available.

HOW TO BUILD A MODEL NUMBER

Ⓐ Select basic model/edge style.

74P	- 3/4" laminate top w/74P edge band

Ⓑ Select front/pull style.

S1	- Steel/inset plastic pull
S2	- Steel/aluminum metric
S3	- Steel/aluminum bow tie
S4	- Steel/nickel bow tie
L2	- Laminate/aluminum metric
L3	- Laminate/aluminum bow tie
L4	- Laminate/nickel bow tie

Ⓒ Select base style.

4CW	- 4 bl/wh casters (2 locking)
4GB	- 4 bl/wh glides
4MW	- 2 casters bl/wh, 2 glides bl/wh

Ⓓ Select unit color.
Refer to color addendum at ki.com or KI Fabrics & Finishes binder.

Ⓔ Select surface finish.
Refer to color addendum at ki.com or KI Fabrics & Finishes binder.
Surface finish offerings are based on edge style selections.

Ⓕ Select edge color.
Refer to color addendum at ki.com or KI Fabrics & Finishes binder.
Edge color offerings are based on edge style selections.

Ⓖ Select front surface finish.
Refer to color addendum at ki.com or KI Fabrics & Finishes binder.

Ⓗ Select lock optiion

KA	- Key alike
KS	- Key standard
NLC	- No lock core

FINISH INFORMATION

Additional Laminate Offering

Additional laminates beyond KI standard offering, are available with two weeks extended leadtime. To specify additional laminates, use these designators followed by the supplier's color/pattern code:

Formica - LF/supplier's color pattern code
Nevamar - LN/supplier's color pattern code
Wilsonart - LW/supplier's color pattern code

KI's standard finish is the supplier's recommended finish for that color/pattern. Note: Nonstandard laminates from these suppliers (example: textured laminates), require an upcharge and additional leadtime. Contact KI.

All Terrain® Pedestals

File/File

S1 Steel Front Plastic Pull	S2, S3 & S4 Steel Front Bow Tie or Metric Pull	L2, L3 & L4 Laminate Front Bow Tie or Metric Pull
$ 812	$ 856	$ 1069
829	873	1088
$ 956	$ 999	$ 1213
985	1024	1240
$ 991	$ 1031	$ 1246
1015	1056	1273

SPECIAL SERVICES

Special Carton Marking

With specially marked information N/C

Shipping

Shipped **assembled freight prepaid f.o.b. Pembroke, Ontario K8A 0E1** factory. Freight class #100.

Specifications and prices are subject to change without prior notice.

All Terrain® Pedestals

Box/Box/File with Retractable Handle

	W x D x H	MODEL NUMBER								Approx. Packaged Weight
		Basic Model/ Edge Style	Front Pull Style	Base	Unit Color	Surface Finish	Edge Color	Front Surface Finish	Lock Option	
ATPE **Steel Top** • Outrigger casters only • Two 6" box drawers; one 12" file drawer with hanging folder partition	18-1/8 x 21-11/32 x 29-13/16"	ATPE1520BBFHR	□□	□□□	□□	□□□			□□	105.0#
	18-1/8 x 25-11/32 x 29-13/16"	ATPE1524BBFHR	□□	□□□	□□	□□□			□□	110.0#
ATPE **Bowed Front Top** • Outrigger casters only • 3/4" thick bowed front top with 74PTN edge • Two 6" box drawers; one 12" file drawer with hanging folder partition	18-1/8 x 21-11/32 x 30-9/16"	ATPE1520BBFHRT-74P	□□	□□□	□□	□□□	□□□	□□□	□□	115.0#
	18-1/8 x 25-11/32 x 30-9/16"	ATPE1524BBFHRT-74P	□□	□□□	□□	□□□	□□□	□□□	□□	120.0#
		Ⓐ	Ⓑ	Ⓒ	Ⓓ	Ⓔ	Ⓕ	Ⓖ	Ⓗ	

HOW TO ORDER

Indicate the following information on order form:
1. Quantity of each item.
2. Model number, including options. See "How To Build a Model Number".
3. Any special service required.

Note: • The □ indicates that a choice is required.
• The absence of the □ indicates that no choice is required.
• Alpha-numeric characters in place of □ indicate that no other alternatives are available.

HOW TO BUILD A MODEL NUMBER

Ⓐ Select basic model/edge style.

74P	- 3/4" laminate top w/74P edge band

Ⓑ Select front/pull style.

S1	- Steel/inset plastic pull
S2	- Steel/aluminum metric
S3	- Steel/aluminum bow tie
S4	- Steel/nickel bow tie
L2	- Laminate/aluminum metric
L3	- Laminate/aluminum bow tie
L4	- Laminate/nickel bow tie

Ⓒ Select base style.

4CW	- 4 bl/wh casters (2 locking)

Ⓓ Select unit color.
Refer to color addendum at ki.com or KI Fabrics & Finishes binder.

Ⓔ Select surface finish.
Refer to color addendum at ki.com or KI Fabrics & Finishes binder.
Surface finish offerings are based on edge style selections.

Ⓕ Select edge color.
Refer to color addendum at ki.com or KI Fabrics & Finishes binder.
Edge color offerings are based on edge style selections.

Ⓖ Select front surface finish.
Refer to color addendum at ki.com or KI Fabrics & Finishes binder.

Ⓗ Select lock optiion

KA	- Key alike
KS	- Key standard
NLC	- No lock core

FINISH INFORMATION

Additional Laminate Offering

Additional laminates beyond KI standard offering, are available with two weeks extended leadtime. To specify additional laminates, use these designators followed by the supplier's color/pattern code:

Formica - LF/supplier's color pattern code
Nevamar - LN/supplier's color pattern code
Wilsonart - LW/supplier's color pattern code

KI's standard finish is the supplier's recommended finish for that color/pattern. Note: Nonstandard laminates from these suppliers (example: textured laminates), require an upcharge and additional leadtime.
Contact KI.

All Terrain® Pedestals

Box/Box/File with Retractable Handle

S1 Steel Front Plastic Pull	S2, S3 & S4 Steel Front Bow Tie or Metric Pull	L2, L3 & L4 Laminate Front Bow Tie or Metric Pull
$ 1275	$ 1338	$ 1536
1312	1375	1574
$ 1391	$ 1481	$ 1680
1461	1523	1724

SPECIAL SERVICES

Special Carton Marking

With specially marked information N/C

Shipping

Shipped **assembled freight prepaid f.o.b. Pembroke, Ontario K8A 0E1** factory. Freight class #100.

Specifications and prices are subject to change without prior notice.

All Terrain® Pedestals

Box/Box/File with Retractable Handle

ATPE

Landing Pad - Bowed Front

- Outrigger casters only
- 3/4" thick landing pad with 74PTN edge creates open space of 3-7/8" high
- Two 6" box drawers; one 12" file drawer with hanging folder partition

W x D x H	MODEL NUMBER								Approx. Packaged Weight
	Basic Model/ Edge Style	Front Pull Style	Base	Unit Color	Surface Finish	Edge Color	Front Surface Finish	Lock Option	
18-1/8 x 21-11/32 x 34-25/32"	ATPE1520BBFHRL-74P	□□	□□□	□□	□□□	□□□	□□□	□□	115.0#
18-1/8 x 25-11/32 x 34-25/32"	ATPE1524BBFHRL-74P	□□	□□□	□□	□□□	□□□	□□□	□□	120.0#
	Ⓐ	Ⓑ	Ⓒ	Ⓓ	Ⓔ	Ⓕ	Ⓖ	Ⓗ	

HOW TO ORDER

Indicate the following information on order form:

1. Quantity of each item.
2. Model number, including options. See "How To Build a Model Number".
3. Any special service required.

Note:
- The □ indicates that a choice is required.
- The absence of the □ indicates that no choice is required.
- Alpha-numeric characters in place of □ indicate that no other alternatives are available.

HOW TO BUILD A MODEL NUMBER

Ⓐ Select basic model/edge style.

74P	- 3/4" laminate top w/74P edge band

Ⓑ Select front/pull style.

S1	- Steel/inset plastic pull
S2	- Steel/aluminum metric
S3	- Steel/aluminum bow tie
S4	- Steel/nickel bow tie
L2	- Laminate/aluminum metric
L3	- Laminate/aluminum bow tie
L4	- Laminate/nickel bow tie

Ⓒ Select base style.

4CW	- 4 bl/wh casters (2 locking)

Ⓓ Select unit color.
Refer to color addendum at ki.com or KI Fabrics & Finishes binder.

Ⓔ Select surface finish.
Refer to color addendum at ki.com or KI Fabrics & Finishes binder.
Surface finish offerings are based on edge style selections.

Ⓕ Select edge color.
Refer to color addendum at ki.com or KI Fabrics & Finishes binder.
Edge color offerings are based on edge style selections.

Ⓖ Select front surface finish.
Refer to color addendum at ki.com or KI Fabrics & Finishes binder.

Ⓗ Select lock optiion

KA	- Key alike
KS	- Key standard
NLC	- No lock core

FINISH INFORMATION

Additional Laminate Offering

Additional laminates beyond KI standard offering, are available with two weeks extended leadtime. To specify additional laminates, use these designators followed by the supplier's color/pattern code:

Formica - LF/supplier's color pattern code
Nevamar - LN/supplier's color pattern code
Wilsonart - LW/supplier's color pattern code

KI's standard finish is the supplier's recommended finish for that color/pattern. Note: Nonstandard laminates from these suppliers (example: textured laminates), require an upcharge and additional leadtime.
Contact KI.

All Terrain® Pedestals

Box/Box/File with Retractable Handle

S1 Steel Front Plastic Pull	S2, S3 & S4 Steel Front Bow Tie or Metric Pull	L2, L3 & L4 Laminate Front Bow Tie or Metric Pull
$ 1450	$ 1515	$ 1712
1493	1560	1758

SPECIAL SERVICES

Special Carton Marking

With specially marked information	N/C

Shipping

Shipped **assembled freight prepaid f.o.b. Pembroke, Ontario K8A 0E1** factory. Freight class #100.

Specifications and prices are subject to change without prior notice.

All Terrain® Pedestals

Box/Box/File with Outriggers

	W x D x H	MODEL NUMBER Basic Model/ Edge Style	Front Pull Style	Base	Unit Color	Surface Finish	Edge Color	Front Surface Finish	Lock Option	Approx. Packaged Weight
 ATPE **Steel Top** • Outrigger casters or glides • Two 6" box drawers; one 12" file drawer with hanging folder partition	18-1/8 x 21-11/32 x 29-13/16"	ATPE1520BBFR	□□	□□□	□□	□□□			□□	100.0#
	18-1/8 x 25-11/32 x 29-13/16"	ATPE1524BBFR	□□	□□□	□□	□□□			□□	105.0#
 ATPE **Bowed Front Top** • Outrigger casters or glides • 3/4" thick bowed front top with 74PTN edge • Two 6" box drawers; one 12" file drawer with hanging folder partition	18-1/8 x 21-11/32 x 30-9/16"	ATPE1520BBFRT-74P	□□	□□□	□□	□□□	□□□	□□□	□□	110.0#
	18-1/8 x 25-11/32 x 30-9/16"	ATPE1524BBFRT-74P	□□	□□□	□□	□□□	□□□	□□□	□□	115.0#
		Ⓐ	Ⓑ	Ⓒ	Ⓓ	Ⓔ	Ⓕ	Ⓖ	Ⓗ	

HOW TO ORDER

Indicate the following information on order form:
1. Quantity of each item.
2. Model number, including options. See "How To Build a Model Number".
3. Any special service required.

Note:
- The □ indicates that a choice is required.
- The absence of the □ indicates that no choice is required.
- Alpha-numeric characters in place of □ indicate that no other alternatives are available.

HOW TO BUILD A MODEL NUMBER

Ⓐ Select basic model/edge style.

74P	- 3/4" laminate top w/74P edge band

Ⓑ Select front/pull style.

S1	- Steel/inset plastic pull
S2	- Steel/aluminum metric
S3	- Steel/aluminum bow tie
S4	- Steel/nickel bow tie
L2	- Laminate/aluminum metric
L3	- Laminate/aluminum bow tie
L4	- Laminate/nickel bow tie

Ⓒ Select base style.

4CW	- 4 bl/wh casters (2 locking)
4GB	- 4 bl/wh glides
4MW	- 2 casters bl/wh, 2 glides bl/wh

Ⓓ Select unit color.
Refer to color addendum at ki.com or KI Fabrics & Finishes binder.

Ⓔ Select surface finish.
Refer to color addendum at ki.com or KI Fabrics & Finishes binder.
Surface finish offerings are based on edge style selections.

Ⓕ Select edge color.
Refer to color addendum at ki.com or KI Fabrics & Finishes binder.
Edge color offerings are based on edge style selections.

Ⓖ Select front surface finish.
Refer to color addendum at ki.com or KI Fabrics & Finishes binder.

Ⓗ Select lock optiion

KA	- Key alike
KS	- Key standard
NLC	- No lock core

FINISH INFORMATION

Additional Laminate Offering

Additional laminates beyond KI standard offering, are available with two weeks extended leadtime. To specify additional laminates, use these designators followed by the supplier's color/pattern code:

Formica - LF/supplier's color pattern code
Nevamar - LN/supplier's color pattern code
Wilsonart - LW/supplier's color pattern code

KI's standard finish is the supplier's recommended finish for that color/pattern. Note: Nonstandard laminates from these suppliers (example: textured laminates), require an upcharge and additional leadtime. Contact KI.

All Terrain® Pedestals

Box/Box/File with Outriggers

S1 Steel Front Plastic Pull	S2, S3 & S4 Steel Front Bow Tie or Metric Pull	L2, L3 & L4 Laminate Front Bow Tie or Metric Pull
$ 1011	$ 1073	$ 1273
1040	1099	1300
$ 1155	$ 1218	$ 1419
1187	1248	1449

SPECIAL SERVICES

Special Carton Marking

With specially marked information N/C

Shipping

Shipped **assembled freight prepaid f.o.b. Pembroke, Ontario K8A 0E1** factory. Freight class #100.

Specifications and prices are subject to change without prior notice.

All Terrain® Pedestals

Box/Box/File with Outriggers

ATPE

Landing Pad - Bowed Front Top

- Outrigger casters or glides
- 3/4" thick landing pad with 74PTN edge creates open space of 3-7/8" high
- Two 6" box drawers; one 12" file drawer with hanging folder partition

	MODEL NUMBER								
W x D x H	Basic Model/ Edge Style	Front Pull Style	Base	Unit Color	Surface Finish	Edge Color	Front Surface Finish	Lock Option	Approx. Packaged Weight
18-1/8 x 21-11/32 x 34-25/32"	ATPE1520BBFRL-74P	□□	□□□	□□	□□□	□□□	□□□	□□	110.0#
18-1/8 x 25-11/32 x 34-25/32"	ATPE1524BBFRL-74P	□□	□□□	□□	□□□	□□□	□□□	□□	115.0#
	Ⓐ	Ⓑ	Ⓒ	Ⓓ	Ⓔ	Ⓕ	Ⓖ	Ⓗ	

HOW TO ORDER

Indicate the following information on order form:

1. Quantity of each item.
2. Model number, including options. See "How To Build a Model Number".
3. Any special service required.

Note:
- The □ indicates that a choice is required.
- The absence of the □ indicates that no choice is required.
- Alpha-numeric characters in place of □ indicate that no other alternatives are available.

HOW TO BUILD A MODEL NUMBER

Ⓐ Select basic model/edge style.

74P	- 3/4" laminate top w/74P edge band

Ⓑ Select front/pull style.

S1	- Steel/inset plastic pull
S2	- Steel/aluminum metric
S3	- Steel/aluminum bow tie
S4	- Steel/nickel bow tie
L2	- Laminate/aluminum metric
L3	- Laminate/aluminum bow tie
L4	- Laminate/nickel bow tie

Ⓒ Select base style.

4CW	- 4 bl/wh casters (2 locking)
4GB	- 4 bl/wh glides
4MW	- 2 casters bl/wh, 2 glides bl/wh

Ⓓ Select unit color.
Refer to color addendum at ki.com or KI Fabrics & Finishes binder.

Ⓔ Select surface finish.
Refer to color addendum at ki.com or KI Fabrics & Finishes binder.
Surface finish offerings are based on edge style selections.

Ⓕ Select edge color.
Refer to color addendum at ki.com or KI Fabrics & Finishes binder.
Edge color offerings are based on edge style selections.

Ⓖ Select front surface finish.
Refer to color addendum at ki.com or KI Fabrics & Finishes binder.

Ⓗ Select lock optiion

KA	- Key alike
KS	- Key standard
NLC	- No lock core

FINISH INFORMATION

Additional Laminate Offering

Additional laminates beyond KI standard offering, are available with two weeks extended leadtime. To specify additional laminates, use these designators followed by the supplier's color/pattern code:

Formica - LF/supplier's color pattern code
Nevamar - LN/supplier's color pattern code
Wilsonart - LW/supplier's color pattern code

KI's standard finish is the supplier's recommended finish for that color/pattern. Note: Nonstandard laminates from these suppliers (example: textured laminates), require an upcharge and additional leadtime. Contact KI.

All Terrain® Pedestals

Box/Box/File with Outriggers

S1 Steel Front Plastic Pull	S2, S3 & S4 Steel Front Bow Tie or Metric Pull	L2, L3 & L4 Laminate Front Bow Tie or Metric Pull
$ 1188	$ 1252	$ 1450
1221	1284	1484

SPECIAL SERVICES

Special Carton Marking

With specially marked information N/C

Shipping

Shipped **assembled freight prepaid f.o.b. Pembroke, Ontario K8A 0E1** factory. Freight class #100.

Specifications and prices are subject to change without prior notice.

All Terrain® Pedestals

Box/Box/File

	W x D x H	MODEL NUMBER Basic Model/ Edge Style	Front Pull Style	Base	Unit Color	Surface Finish	Edge Color	Front Surface Finish	Lock Option	Approx. Packaged Weight
 ATPE **Steel Top** • Two 6" box drawers; one 12" file drawer with hanging folder partition	15 x 17-5/8 x 29-13/16"	ATPE1520BBF	□□	□□□	□□	□□□			□□	100.0#
	15 x 21-5/8 x 29-13/16"	ATPE1524BBF	□□	□□□	□□	□□□			□□	105.0#
 ATPE **Bowed Front Top** • 3/4" thick bowed front top with 74PTN edge • Two 6" box drawers; one 12" file drawer with hanging folder partition	15 x 17-5/8 x 30-9/16"	ATPE1520BBFT-74P	□□	□□□	□□	□□□	□□□	□□□	□□	110.0#
	15 x 21-5/8 x 30-9/16"	ATPE1524BBFT-74P	□□	□□□	□□	□□□	□□□	□□□	□□	115.0#
		Ⓐ	Ⓑ	Ⓒ	Ⓓ	Ⓔ	Ⓕ	Ⓖ	Ⓗ	

HOW TO ORDER

Indicate the following information on order form:
1. Quantity of each item.
2. Model number, including options. See "How To Build a Model Number".
3. Any special service required.

Note:
- The □ indicates that a choice is required.
- The absence of the □ indicates that no choice is required.
- Alpha-numeric characters in place of □ indicate that no other alternatives are available.

HOW TO BUILD A MODEL NUMBER

Ⓐ Select basic model/edge style.

74P	- 3/4" laminate top w/74P edge band

Ⓑ Select front/pull style.

S1	- Steel/inset plastic pull
S2	- Steel/aluminum metric
S3	- Steel/aluminum bow tie
S4	- Steel/nickel bow tie
L2	- Laminate/aluminum metric
L3	- Laminate/aluminum bow tie
L4	- Laminate/nickel bow tie

Ⓒ Select base style.

4CW	- 4 bl/wh casters (2 locking)
4GB	- 4 bl/wh glides
4MW	- 2 casters bl/wh, 2 glides bl/wh

Ⓓ Select unit color.
Refer to color addendum at ki.com or KI Fabrics & Finishes binder.

Ⓔ Select surface finish.
Refer to color addendum at ki.com or KI Fabrics & Finishes binder.
Surface finish offerings are based on edge style selections.

Ⓕ Select edge color.
Refer to color addendum at ki.com or KI Fabrics & Finishes binder.
Edge color offerings are based on edge style selections.

Ⓖ Select front surface finish.
Refer to color addendum at ki.com or KI Fabrics & Finishes binder.

Ⓗ Select lock optiion

KA	- Key alike
KS	- Key standard
NLC	- No lock core

FINISH INFORMATION

Additional Laminate Offering

Additional laminates beyond KI standard offering, are available with two weeks extended leadtime. To specify additional laminates, use these designators followed by the supplier's color/pattern code:

Formica - LF/supplier's color pattern code
Nevamar - LN/supplier's color pattern code
Wilsonart - LW/supplier's color pattern code

KI's standard finish is the supplier's recommended finish for that color/pattern. Note: Nonstandard laminates from these suppliers (example: textured laminates), require an upcharge and additional leadtime. Contact KI.

All Terrain® Pedestals

Box/Box/File

S1 Steel Front Plastic Pull	S2, S3 & S4 Steel Front Bow Tie or Metric Pull	L2, L3 & L4 Laminate Front Bow Tie or Metric Pull
$ 898	$ 961	$ 1158
926	991	1187
$ 1044	$ 1107	$ 1304
1076	1140	1338

SPECIAL SERVICES

Special Carton Marking

With specially marked information N/C

Shipping

Shipped **assembled freight prepaid f.o.b. Pembroke, Ontario K8A 0E1** factory. Freight class #100.

Specifications and prices are subject to change without prior notice.

All Terrain® Pedestals

Box/Box/File

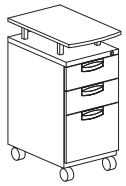

ATPE

Landing Pad - Bowed Front Top

- 3/4" thick landing pad with 74PTN edge creates open space of 3-7/8" high
- Two 6" box drawers; one 12" file drawer with hanging folder partition

	MODEL NUMBER								
W x D x H	Basic Model/ Edge Style	Front Pull Style	Base	Unit Color	Surface Finish	Edge Color	Front Surface Finish	Lock Option	Approx. Packaged Weight
15 x 17-5/8 x 34-25/32"	ATPE1520BBFL-74P	□□	□□□	□□	□□□	□□□	□□□	□□	110.0#
15 x 21-5/8 x 34-25/32"	ATPE1524BBFL-74P	□□	□□□	□□	□□□	□□□	□□□	□□	115.0#
	Ⓐ	Ⓑ	Ⓒ	Ⓓ	Ⓔ	Ⓕ	Ⓖ	Ⓗ	

HOW TO ORDER

Indicate the following information on order form:

1. Quantity of each item.
2. Model number, including options. See "How To Build a Model Number".
3. Any special service required.

Note:
- The □ indicates that a choice is required.
- The absence of the □ indicates that no choice is required.
- Alpha-numeric characters in place of □ indicate that no other alternatives are available.

HOW TO BUILD A MODEL NUMBER

Ⓐ Select basic model/edge style.

74P	- 3/4" laminate top w/74P edge band

Ⓑ Select front/pull style.

S1	- Steel/inset plastic pull
S2	- Steel/aluminum metric
S3	- Steel/aluminum bow tie
S4	- Steel/nickel bow tie
L2	- Laminate/aluminum metric
L3	- Laminate/aluminum bow tie
L4	- Laminate/nickel bow tie

Ⓒ Select base style.

4CW	- 4 bl/wh casters (2 locking)
4GB	- 4 bl/wh glides
4MW	- 2 casters bl/wh, 2 glides bl/wh

Ⓓ Select unit color.
Refer to color addendum at ki.com or KI Fabrics & Finishes binder.

Ⓔ Select surface finish.
Refer to color addendum at ki.com or KI Fabrics & Finishes binder.
Surface finish offerings are based on edge style selections.

Ⓕ Select edge color.
Refer to color addendum at ki.com or KI Fabrics & Finishes binder.
Edge color offerings are based on edge style selections.

Ⓖ Select front surface finish.
Refer to color addendum at ki.com or KI Fabrics & Finishes binder.

Ⓗ Select lock optiion

KA	- Key alike
KS	- Key standard
NLC	- No lock core

FINISH INFORMATION

Additional Laminate Offering

Additional laminates beyond KI standard offering, are available with two weeks extended leadtime. To specify additional laminates, use these designators followed by the supplier's color/pattern code:

Formica - LF/supplier's color pattern code
Nevamar - LN/supplier's color pattern code
Wilsonart - LW/supplier's color pattern code

KI's standard finish is the supplier's recommended finish for that color/pattern. Note: Nonstandard laminates from these suppliers (example: textured laminates), require an upcharge and additional leadtime. Contact KI.

All Terrain® Pedestals

Box/Box/File

S1 Steel Front Plastic Pull	S2, S3 & S4 Steel Front Bow Tie or Metric Pull	L2, L3 & L4 Laminate Front Bow Tie or Metric Pull
$ 1078	$ 1141	$ 1340
1108	1172	1373

SPECIAL SERVICES

Special Carton Marking

With specially marked information N/C

Shipping

Shipped **assembled freight prepaid f.o.b. Pembroke, Ontario K8A 0E1** factory. Freight class #100.

Specifications and prices are subject to change without prior notice.

All Terrain® Pedestals

Accessories

	MODEL	W x D x H	MODEL NUMBER Basic Model	Trim Color	Upholstery Color	Approx. Packaged Weight	Delivered Pricing C.O.M.
PDCU	**Cushioned Seat - Mobile Pedestal** • For use on 15" wide pedestals only • for use on steel tops only • 17" deep used with 17-5/8" deep mobile pedestal • 20" deep, used with 21-5/8" deep mobile pedestal • Adds 2-1/4" to pedestal height • Not for use with Landing Pad • Fabric runs side to side • Lip height is 3-1/4"	15 x 17 x 1-7/8"	PDCU/17	□□	□□□□□	5.0#	$ 163
		15 x 20 x 1-7/8"	PDCU/20	□□	□□□□□	6.0#	174
			Ⓐ	Ⓑ	Ⓒ		

HOW TO ORDER

Indicate the following information on order form:

1. Quantity of each item.
2. Model number, including options. See "How To Build a Model Number".
3. Any special service required.

Note:
- The □ indicates that a choice is required.
- The absence of the □ indicates that no choice is required.
- Alpha-numeric characters in place of □ indicate that no other alternatives are available.

HOW TO BUILD A MODEL NUMBER

Ⓐ Select basic model.

Ⓑ Select trim color.
Refer to color addendum at ki.com or KI Fabrics & Finishes binder.

Ⓒ Select upholstery color.
Refer to color addendum at ki.com or KI Fabrics & Finishes binder.

All Terrain® Pedestals

Accessories

Delivered Pricing Fabric Grade 1	Delivered Pricing Fabric Grade 2	Delivered Pricing Fabric Grade 3	Delivered Pricing Pallas Fabric Group P0	Delivered Pricing Pallas Fabric Group P1	Delivered Pricing Pallas Fabric Group P2	Delivered Pricing Pallas Fabric Group P3	Delivered Pricing Pallas Fabric Group P4
$ 163	$ 185	$ 195	$ 204	$ 215	$ 228	$ 253	$ 260
174	194	207	214	226	238	266	272

SPECIAL SERVICES

Special Carton Marking

With specially marked information N/C

Shipping

Shipped **assembled freight prepaid f.o.b. Green Bay, Wisconsin 54302** factory. Freight class #100.

Specifications and prices are subject to change without prior notice.

All Terrain® Pedestals

Accessories

	MODEL	Features	H	MODEL NUMBER Basic Model	MODEL NUMBER Unit Color	Approx. Packaged Weight
HRDPT	**3" Casters - Locking** • One caster with twin 2-15/16" diameter wheels		3-3/8"	2.KP80493		1.0#
HRDPT	**3" Casters - Non-Locking** • One caster with twin 2-15/16" diameter wheels		3-3/8"	2.KP80413		1.0#
HRDPT	**Glides** • Same height as casters • Provides 1/2" height adjustment		3-3/8"	2.KP103000BLWH		1.0#
ATAC	**Caster Mount Kit - Inset** • Inset caster mount kit • Casters not included			ATAC/4I		1.5#
ATAC	**Caster Mount Kit - Outrigger** • Outrigger caster mount kit • Casters not included • For use on pedestals only • Casters are angled 5°			ATAC/P4R	□□	2.0#
				Ⓐ	Ⓑ	

HOW TO ORDER

Indicate the following information on order form:

1. Quantity of each item.
2. Model number, including options. See "How To Build a Model Number".
3. Any special service required.

Note:
- The □ indicates that a choice is required.
- The absence of the □ indicates that no choice is required.
- Alpha-numeric characters in place of □ indicate that no other alternatives are available.

HOW TO BUILD A MODEL NUMBER

Ⓐ Select basic model.

Ⓑ Select unit color.
Refer to color addendum at ki.com or KI Fabrics & Finishes binder.

All Terrain® Pedestals

Accessories

Delivered Pricing
$ 34
$ 31
$ 33
$ 56
$ 131

SPECIAL SERVICES

Special Carton Marking

With specially marked information N/C

Shipping

Shipped **assembled freight prepaid f.o.b. Pembroke, Ontario K8A 0E1** factory. Freight class #70.

Specifications and prices are subject to change without prior notice.

All Terrain® Pedestals

Accessories

	MODEL	Features	MODEL NUMBER Basic Model	MODEL NUMBER Unit Color	Approx. Packaged Weight
ATAC	**Box Drawer Partition** • 6" partition for 6: box drawers		ATAC/D6		0.5#
ATAC	**Hanging Folder Partition** • Hanging folder partition for 12" file drawers		ATAC/D12		1.0#
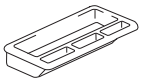 ATAC	**Pencil Tray** • Pencil tray for 3", 6", or hidden 3" pencil		ATAC/PENTRAY		0.5#
ATAC	**Touch-Up Paint - Steel** • One-ounce brush applicator for painted steel		ATAC/97003	□□	1.5#
HRDPT	**Double Bit Keys**	Master Key	2.KP20550		0.2#
		Extractor Key	2.KP20551		0.2#
		Key Blank	2.KP20552		0.2#
		Cut Key	2.KP20557		0.2#
			Ⓐ	Ⓑ	

HOW TO ORDER

Indicate the following information on order form:

1. Quantity of each item.
2. Model number, including options. See "How To Build a Model Number".
3. Any special service required.

Note:
- The □ indicates that a choice is required.
- The absence of the □ indicates that no choice is required.
- Alpha-numeric characters in place of □ indicate that no other alternatives are available.

HOW TO BUILD A MODEL NUMBER

Ⓐ Select basic model.

Ⓑ Select unit color.
Refer to color addendum at ki.com or KI Fabrics & Finishes binder.

All Terrain® Pedestals

Accessories

Delivered Pricing
$ 6
$ 9
$ 9
$ 39
$ 10
10
3
5

SPECIAL SERVICES

Special Carton Marking

With specially marked information N/C

Shipping

Shipped **assembled freight prepaid f.o.b. Pembroke, Ontario K8A 0E1** factory. Freight class #70.

Specifications and prices are subject to change without prior notice.

All Terrain® Pedestals

Retrofit Kits

	Features	W x D x H	MODEL NUMBER Basic Model/ Edge Style	Unit Color	Surface Finish	Edge Color	Approx. Packaged Weight
		1-9/32"	ATAC/LPPK2	□□			0.5#
		3-7/8"	ATAC/LPPK4	□□			0.5#
		4-15/32"	ATAC/LPPK5	□□			0.5#
ATAC **Landing Pad Post Kit for Pedestals with Non-steel Tops** • ATAC/LPPK2 model number intended for 26-1/4" high pedestals with non-steel tops • ATAC/LPPK4 model number intended for 29-13/16" high pedestals with non-steel tops • ATAC/LPPK5 model number intended for 23-11/16" high pedestals with non-steel tops							
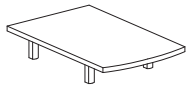	For pedestals 17-5/8" D and 26-1/4" H	15 x 18-3/8 x 2-1/32"	ATAC/1518LP3-74P	□□	□□□	□□□	7.0#
	For pedestals 17-5/8" D and 29-13/16" H	15 x 18-3/8 x 4-5/8"	ATAC/1518LP4-74P	□□	□□□	□□□	7.0#
	For pedestals 17-5/8" D and 23-11/16" H	15 x 18-3/8 x 5-7/32"	ATAC/1518LP5-74P	□□	□□□	□□□	7.0#
	For pedestals 21-5/8" D and 26-1/4" H	15 x 22-3/8 x 2-1/32"	ATAC/1522LP3-74P	□□	□□□	□□□	8.0#
ATAC	For pedestals 21-5/8" D and 29-13/16" H	15 x 22-3/8 x 4-5/8"	ATAC/1522LP4-74P	□□	□□□	□□□	8.0#
Landing Pad Retrofit Kit for Pedestals with Steel Tops	For pedestals 21-5/8" D and 23-11/16" H	15 x 22-3/8 x 5-7/32"	ATAC/1522LP5-74P	□□	□□□	□□□	8.0#
	For pedestals 17-5/8" D	15 x 18-3/8 x 3/4"	ATAC/1518T-74P		□□□	□□□	7.0#
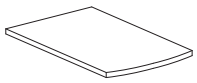	For pedestals 21-5/8" D	15 x 22-3/8 x 3/4"	ATAC/1522T-74P		□□□	□□□	8.0#
ATAC **Attached Top Retrofit Kit for Pedestals with Steel Tops**							
			Ⓐ	Ⓑ	Ⓒ	Ⓓ	

HOW TO ORDER

Indicate the following information on order form:
1. Quantity of each item.
2. Model number, including options. See "How To Build a Model Number".
3. Any special service required.

Note: • The □ indicates that a choice is required.
• The absence of the □ indicates that no choice is required.
• Alpha-numeric characters in place of □ indicate that no other alternatives are available.

HOW TO BUILD A MODEL NUMBER

Ⓐ Select basic model/edge style.
74P -3/4" laminate top w/74P edge band

Ⓑ Select unit color.
Refer to color addendum at ki.com or KI Fabrics & Finishes binder.

Ⓒ Select surface finish.
Refer to color addendum at ki.com or KI Fabrics & Finishes binder.

Ⓓ Select edge color.
Refer to color addendum at ki.com or KI Fabrics & Finishes binder.

FINISH INFORMATION

Additional Laminate Offering

Additional laminates beyond KI standard offering, are available with two weeks extended leadtime. To specify additional laminates, use these designators followed by the supplier's color/pattern code:

Formica - LF/supplier's color pattern code
Nevamar - LN/supplier's color pattern code
Wilsonart - LW/supplier's color pattern code

KI's standard finish is the supplier's recommended finish for that color/pattern. Note: Nonstandard laminates from these suppliers (example: textured laminates), require an upcharge and additional leadtime. Contact KI.

All Terrain® Pedestals

Retrofit Kits

Delivered Pricing
$ 55
55
55
$ 138
138
138
160
160
160
$ 147
160

SPECIAL SERVICES

Special Carton Marking

With specially marked information N/C

Shipping

Shipped **assembled freight prepaid f.o.b. Pembroke, Ontario K8A 0E1** factory. Freight class #70.

Specifications and prices are subject to change without prior notice.

All Terrain® Binder Towers

General Information

BINDER TOWERS

General Information

See All Terrain® General Storage Specifications located within this price book for specification information common to all All Terrain® storage products. All Terrain® binder towers are available in heights and drawer combinations to suit personal or shared storage requirements. Binder towers specified without drawers are optimized for book, binder or bin storage. These units include two adjustable shelves. Units may be specified with a single file drawer that can be used for letter files, legal files or bins, or for A4 files. Units with a file drawer include one fixed and one adjustable shelf and may also be specified with pullout pencil drawer.

All Terrain® binder towers may be specified with or without a door, on casters or glides with or without outriggers. The binder tower always includes a laminate either directly attached or as a raised landing pad. These tops can be specified as bowed front rectangular or as shaped.

Height

All Terrain® binder towers are available in 39-3/4" or 44-11/32" heights. Both heights provide a standing-height worksurface that invites collaboration. Specifying a landing pad, outriggers, casters or glides do not affect the unit height.

Depth and Width

All All Terrain® binder towers shells are 18"wide and 17" deep. A shaped top or outriggers add to the overall unit width and depth. Optional outriggers add 3-23/32" to the overall width and depth. Shaped tops add 2-1/2" to the depth and 4" to the width.

Binder Tower Shell

All Terrain® binder tower shells are constructed of components consisting of top, top reinforcements, bottom, wrapper (sides and back), upright interior side panels, and bottom reinforcements. The binder tower shell is spot-welded and MIG-welded together.

The top is 18-gauge cold-rolled steel (C.R.S.) with 3/4" flanges on all four sides. The front face has an additional flange formed inward to provide additional strength. Two top 20-gauge reinforcements are welded inward along each side of the top. The reinforcements are punched to allow mounting of the pencil drawer.

The wrapper is formed 20-gauge C.R.S. The wrapper is formed with 3/4" flanges along the two vertical sides. An additional flange is formed inward for additional strength and accepts the upright interior side panels. The upper edges are offset formed to accept the 3/4" top flange. The bottom edges are formed with a 3/4" flange to accept the binder tower bottom.

The bottom is formed 20-gauge C.R.S. with 3/4" flanges on all four sides. The front face has an additional flange formed inward to provide additional strength. Two bottom 20-gauge reinforcements are welded inward along each side of the bottom. The bottom reinforcements are made with eight 1/4" - 20 threaded weldnuts that accept plate-mount or outrigger-mount casters.

The upright interior side panels are made from formed 20-gauge C.R.S. They fill up the interior left and right side of the binder tower. The front and the upright is formed to fit inside the channel form of the wrapper. The rear edge has a 3/4" flange for strength. The uprights are MIG-welded internally at each end, top and bottom. The welding provides a rugged shell design. The uprights are punched with 1" slots on a 1-inch increment pattern to hang the shelf supports. The uprights are also punched to mount the drawer suspensions.

Acrylic Doors

In addition to no door, steel door and laminate door options (see general storage specifications), All Terrain® binder towers are available with an acrylic door. The acrylic door is constructed from 1/4" thick frosted clear polycarbonate. The edges are finished with a rounded edge. The door's pull is machined into the door. Acrylic doors are reversible to change between right and left swinging. Acrylic doors do not include locks.

Drawer

Drawer fronts are fabricated from 20-gauge steel, are hemmed at the top, and have a 3/4" flange at the bottom for welding to the drawer body. The front is punched to receive a 1-1/2" diameter rubber grommet pull.

The drawer back is formed from 20-gauge C.R.S. and is hemmed along the top edge. The back is spot-welded to the drawer body.

The drawer body is formed from 20-gauge steel and is hemmed along the top edges. It is spot-welded to the drawer back and drawer front. The drawer body is sized to allow for hanging of legal-size hanging file folders and fitting of legal-size All Terrain® soft bins. Also, binder tower drawers do not lock. The sides of the drawer are punched to allow the mounting of hanging bars. The hanger bars allow for hanging of letter-sized hanging file folders and All Terrain® hard bins and fitting of All Terrain® letter-sized soft bins. A second set of punched holes allows mounting of the divider for hanging A4-sized hanging file folders.

The optional pencil drawer is a plastic drawer with multiple compartments for small items such as pens, paperclips, etc., and letter or A4-size paper.

Counterbalance

To ensure stability when the drawer is open, a counterbalance weight is factory-installed in binder towers specified with file drawer.

Drawer Suspension

The three-piece suspension assembly allows for the drawer body to extend. The roll-formed precision sections operate on hardened steel ball bearings. The suspension has a hold-in or retaining device to hold the drawer in a closed position.

Binder Tower Shelf and Support

Binder tower shelves are formed from 20-gauge C.R.S. with 3/4" flanges front and back. The front and back faces have an additional flange formed inward 3/4" and another small flange formed upwards to provide additional strength. The shelf support is formed from 20-gauge steel and supports the shelf along the full length of the left and right sides of the shelf. The shelves move up and down the interior of the binder tower in 1" increments.

Bin Hanging Slot

A 12-1/4" wide slot is punched on both sides of the binder tower shell. This slot provides a hanging edge for All Terrain® hard bins or tool rail accessories. The bottom of the slot is 7-5/8" below the top of the unit when a landing pad is specified and 4-3/4" below for units without landing pads. The slot is finished with a KI Translucent RPVC extrusion to allow for the hanging of All Terrain® hard bins. The slot on a 44" binder tower without a landing pad will allow a hard bin to hang above a 29" high worksurface.

Door Front/Pull Style

S1
Steel Door
Plastic Pull

S2, S3, S4
Steel Door
Bow Tie Pull

Metric Pull

L2, L3, L4
Laminate Door
Bow Tie Pull

Metric Pull

PR, PL
Acrylic Door

All Terrain® Binder Towers

General Information

Binder Tower Drawer

	W	D	H
Inside Drawer Dimensions	**15 1/4"**	**13 1/2"**	**11 3/4"**

Binder Tower Drawer
Suspended Filing Configurations

Letter side-to-side

- 15 1/8" side-to-side letter-sized file or bin capacity
- Holds two large 6 1/2" soft bins or three hard bins or three 5" soft bins

Files, 5" hard or soft letter-sized bins

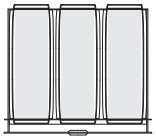

Files, 6 1/2" soft letter-sized bins

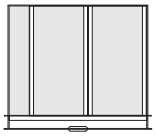

Legal front-to-back

- 14 1/2" front-to-back legal-sized file or bin capacity
- Holds two legal-sized soft bins

Files, 5" soft legal-sized bins

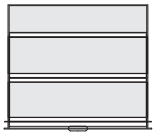

All Terrain® Binder Towers

Pencil/Shelf/File with Outriggers

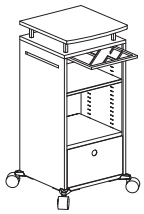

ATBT

Landing Pad - Bowed Front

- Outrigger casters or glides
- 3/4" landing pad, bowed front creates space of 3-7/8"
- Two accessory slots
- 12" file drawer, legal front-to-back
- Pencil drawer under top of cabinet
- One fixed and one adjustable shelf
- 44" unit provides two rows and 39" unit provides one row of 16-3/8 lineal inches for book, binder or bin storage

	MODEL NUMBER								
W x D x H	Basic Model/ Edge Style	Front Pull Style	Base	Unit Color	Surface Finish	Edge Color	Front Surface Finish	Top Style	Lock Option
21-1/8 x 19-13/16 x 39-3/4"	ATBT39PFRLC-74P	□□	□□□	□□	□□□	□□□	□□□	□□	□□
21-1/8 x 19-13/16 x 44-11/32"	ATBT44PFRLC-74P	□□	□□□	□□	□□□	□□□	□□□	□□	□□
	Ⓐ	Ⓑ	Ⓒ	Ⓓ	Ⓔ	Ⓕ	Ⓖ	Ⓗ	Ⓘ

HOW TO ORDER

Indicate the following information on order form:

1. Quantity of each item.
2. Model number, including options. See "How To Build a Model Number".
3. Any special service required.

Note:
- The □ indicates that a choice is required.
- The absence of the □ indicates that no choice is required.
- Alpha-numeric characters in place of □ indicate that no other alternatives are available.

HOW TO BUILD A MODEL NUMBER

Ⓐ Select basic model/edge style.

74P	- 3/4" laminate top w/74P edge band

Ⓑ Select front/pull style.

N	- None
S1L	- Steel/inset plastic pull (hinge left)
S1R	- Steel/inset plastic pull (hinge right)
S2L	- Steel/aluminum metric (hinge left)
S2R	- Steel/aluminum metric (hinge right)
S3L	- Steel/aluminum bow tie (hinge left)
S3R	- Steel/aluminum bow tie (hinge right)
S4L	- Steel/nickel bow tie (hinge left)
S4R	- Steel/nickel bow tie (hinge right)
PL	- Frosted acrylic (hinge left)
PR	- Frosted acrylic (hinge right)
L2L	- Laminate/aluminum metric (hinge left)
L2R	- Laminate/aluminum metric (hinge right)
L3L	- Laminate/aluminum bow tie (hinge left)
L3R	- Laminate/aluminum bow tie (hinge right)
L4L	- Laminate/nickel bow tie (hinge left)
L4R	- Laminate/nickel bow tie (hinge right)

Ⓒ Select base style.

4CW	- 4 bl/wh casters (2 locking)
4GB	- 4 bl/wh glides
4MW	- 2 casters bl/wh, 2 glides bl/wh

Ⓓ Select unit color.
Refer to color addendum at ki.com or KI Fabrics & Finishes binder.

Ⓔ Select surface finish.
Refer to color addendum at ki.com or KI Fabrics & Finishes binder.
Surface finish offerings are based on edge style selections.

Ⓕ Select edge color.
Refer to color addendum at ki.com or KI Fabrics & Finishes binder.
Edge color offerings are based on edge style selections.

Ⓖ Select front surface finish.
Refer to color addendum at ki.com or KI Fabrics & Finishes binder.

Ⓗ Select top

LO	- Lectern; add $31
NL	- No lectern

Ⓘ Select lock optiion

KA	- Key alike
KS	- Key standard
NLC	- No lock core

Lock option not available when "N", "PL" or "PR" is selected for door front/

All Terrain® Binder Towers

Pencil/Shelf/File with Outriggers

Approx. Packaged Weight	"N" No Door	S1 Steel Front Plastic Pull	S2, S3 & S4 Steel Front Bow Tie or Metric Pull	PR & PL Acrylic Door	L2, L3 & L4 Laminate Front Bow Tie or Metric Pull
115.0#	$ 1345	$ 1516	$ 1537	$ 1783	$ 1783
120.0#	1367	1536	1558	1838	1851

pull option.

FINISH INFORMATION

Additional Laminate Offering

Additional laminates beyond KI standard offering, are available with two weeks extended leadtime. To specify additional laminates, use these designators followed by the supplier's color/pattern code:

Formica - LF/supplier's color pattern code
Nevamar - LN/supplier's color pattern code
Wilsonart - LW/supplier's color pattern code

KI's standard finish is the supplier's recommended finish for that color/pattern. Note: Nonstandard laminates from these suppliers (example: textured laminates), require an upcharge and additional leadtime. Contact KI.

SPECIAL SERVICES

Special Carton Marking

With specially marked information N/C

Shipping

Shipped **assembled freight prepaid f.o.b. Pembroke, Ontario K8A 0E1** factory. Freight class #100.

Specifications and prices are subject to change without prior notice.

All Terrain® Binder Towers

Pencil/Shelf/File with Outriggers

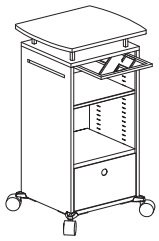

ATBT

Landing Pad - Shaped

- Outrigger casters or glides
- 3/4" landing pad, shaped top creates space of 3-7/8"
- Two accessory slots
- 12" file drawer, legal front-to-back
- Pencil drawer under top of cabinet
- One fixed and one adjustable shelf
- 44" unit provides two rows and 39" unit provides one row of 16-3/8 lineal inches for book, binder or bin storage

	MODEL NUMBER									
W x D x H	Basic Model/ Edge Style	Front Pull Style	Base	Unit Color	Surface Finish	Edge Color	Front Surface Finish	Top Style	Lock Option	Approx. Packaged Weight
22 x 19-5/8 x 39-3/4"	ATBT39PFRLS-74P	□□	□□□	□□	□□□	□□□	□□□	□□	□□	118.0#
22 x 19-5/8 x 44-11/32"	ATBT44PFRLS-74P	□□	□□□	□□	□□□	□□□	□□□	□□	□□	123.0#
	Ⓐ	Ⓑ	Ⓒ	Ⓓ	Ⓔ	Ⓕ	Ⓖ	Ⓗ	Ⓘ	

HOW TO ORDER

Indicate the following information on order form:

1. Quantity of each item.
2. Model number, including options. See "How To Build a Model Number".
3. Any special service required.

Note:
- The □ indicates that a choice is required.
- The absence of the □ indicates that no choice is required.
- Alpha-numeric characters in place of □ indicate that no other alternatives are available.

HOW TO BUILD A MODEL NUMBER

Ⓐ Select basic model/edge style.

74P	- 3/4" laminate top w/74P edge band

Ⓑ Select front/pull style.

N	- None
S1L	- Steel/inset plastic pull (hinge left)
S1R	- Steel/inset plastic pull (hinge right)
S2L	- Steel/aluminum metric (hinge left)
S2R	- Steel/aluminum metric (hinge right)
S3L	- Steel/aluminum bow tie (hinge left)
S3R	- Steel/aluminum bow tie (hinge right)
S4L	- Steel/nickel bow tie (hinge left)
S4R	- Steel/nickel bow tie (hinge right)
PL	- Frosted acrylic (hinge left)
PR	- Frosted acrylic (hinge right)
L2L	- Laminate/aluminum metric (hinge left)
L2R	- Laminate/aluminum metric (hinge right)
L3L	- Laminate/aluminum bow tie (hinge left)
L3R	- Laminate/aluminum bow tie (hinge right)
L4L	- Laminate/nickel bow tie (hinge left)
L4R	- Laminate/nickel bow tie (hinge right)

Ⓒ Select base style.

4CW	- 4 bl/wh casters (2 locking)
4GB	- 4 bl/wh glides
4MW	- 2 casters bl/wh, 2 glides bl/wh

Ⓓ Select unit color.
Refer to color addendum at ki.com or KI Fabrics & Finishes binder.

Ⓔ Select surface finish.
Refer to color addendum at ki.com or KI Fabrics & Finishes binder.
Surface finish offerings are based on edge style selections.

Ⓕ Select edge color.
Refer to color addendum at ki.com or KI Fabrics & Finishes binder.
Edge color offerings are based on edge style selections.

Ⓖ Select front surface finish.
Refer to color addendum at ki.com or KI Fabrics & Finishes binder.

Ⓗ Select top

LO	- Lectern; add $31
NL	- No lectern

Ⓘ Select lock optiion

KA	- Key alike
KS	- Key standard
NLC	- No lock core

Lock option not available when "N", "PL" or "PR" is selected for door front/

All Terrain® Binder Towers

Pencil/Shelf/File with Outriggers

"N" No Door	S1 Steel Front Plastic Pull	S2, S3 & S4 Steel Front Bow Tie or Metric Pull	PR & PL Acrylic Door	L2, L3 & L4 Laminate Front Bow Tie or Metric Pull
$ 1369	$ 1536	$ 1555	$ 1803	$ 1803
1381	1555	1575	1855	1868

pull option.

FINISH INFORMATION

Additional Laminate Offering

Additional laminates beyond KI standard offering, are available with two weeks extended leadtime. To specify additional laminates, use these designators followed by the supplier's color/pattern code:

Formica - LF/supplier's color pattern code
Nevamar - LN/supplier's color pattern code
Wilsonart - LW/supplier's color pattern code

KI's standard finish is the supplier's recommended finish for that color/pattern. Note: Nonstandard laminates from these suppliers (example: textured laminates), require an upcharge and additional leadtime.
Contact KI.

SPECIAL SERVICES

Special Carton Marking

With specially marked information	N/C

Shipping

Shipped **assembled freight prepaid f.o.b. Pembroke, Ontario K8A 0E1** factory.
Freight class #100.

Specifications and prices are subject to change without prior notice.

All Terrain® Binder Towers

Pencil/Shelf/File

	W x D x H	MODEL NUMBER Basic Model/ Edge Style	Front Pull Style	Base	Unit Color	Surface Finish	Edge Color	Front Surface Finish	Lock Option	Approx. Packaged Weight
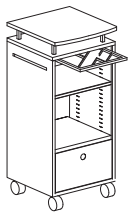	18 x 18-1/2 x 39-3/4"	ATBT39PFLC-74P	□□	□□□	□□	□□□	□□□	□□□	□□	114.0#
	18 x 18-1/2 x 44-11/32"	ATBT44PFLC-74P	□□	□□□	□□	□□□	□□□	□□□	□□	119.0#
ATBT **Landing Pad - Bowed Front** • 3/4" landing pad, bowed front creates space of 3-7/8" • Two accessory slots • 12" file drawer, legal front-to-back • Pencil drawer under top of cabinet • One fixed and one adjustable shelf • 44" unit provides two rows and 39" unit provides one row of 16-3/8 lineal inches for book binder or bin storage										
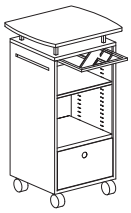	22 x 19-5/8 x 39-3/4"	ATBT39PFLS-74P	□□	□□□	□□	□□□	□□□	□□□	□□	117.0#
	22 x 19-5/8 x 44-11/32"	ATBT44PFLS-74P	□□	□□□	□□	□□□	□□□	□□□	□□	122.0#
ATBT **Landing Pad - Shaped** • 3/4" landing pad, shaped top creates space of 3-7/8" • Two accessory slots • 12" file drawer, legal front-to-back • Pencil drawer under top of cabinet • One fixed and one adjustable shelf • 44" unit provides two rows and 39" unit provides one row of 16-3/8 lineal inches for book binder or bin storage										
		Ⓐ	Ⓑ	Ⓒ	Ⓓ	Ⓔ	Ⓕ	Ⓖ	Ⓗ	

HOW TO ORDER

Indicate the following information on order form:
1. Quantity of each item.
2. Model number, including options. See "How To Build a Model Number".
3. Any special service required.

Note: • The □ indicates that a choice is required.
• The absence of the □ indicates that no choice is required.
• Alpha-numeric characters in place of □ indicate that no other alternatives are available.

HOW TO BUILD A MODEL NUMBER

Ⓐ Select basic model/edge style.

74P	- 3/4" laminate top w/74P edge band

Ⓑ Select front/pull style.

N	- None
S1L	- Steel/inset plastic pull (hinge left)
S1R	- Steel/inset plastic pull (hinge right)
S2L	- Steel/aluminum metric (hinge left)
S2R	- Steel/aluminum metric (hinge right)
S3L	- Steel/aluminum bow tie (hinge left)
S3R	- Steel/aluminum bow tie (hinge right)
S4L	- Steel/nickel bow tie (hinge left)
S4R	- Steel/nickel bow tie (hinge right)
PL	- Frosted acrylic (hinge left)
PR	- Frosted acrylic (hinge right)
L2L	- Laminate/aluminum metric (hinge left)
L2R	- Laminate/aluminum metric (hinge right)
L3L	- Laminate/aluminum bow tie (hinge left)
L3R	- Laminate/aluminum bow tie (hinge right)
L4L	- Laminate/nickel bow tie (hinge left)
L4R	- Laminate/nickel bow tie (hinge right)

Ⓒ Select base style.

4CW	- 4 bl/wh casters (2 locking)
4GB	- 4 bl/wh glides
4MW	- 2 casters bl/wh, 2 glides bl/wh

Ⓓ Select unit color.
Refer to color addendum at ki.com or KI Fabrics & Finishes binder.

Ⓔ Select surface finish.
Refer to color addendum at ki.com or KI Fabrics & Finishes binder.
Surface finish offerings are based on edge style selections.

Ⓕ Select edge color.
Refer to color addendum at ki.com or KI Fabrics & Finishes binder.
Edge color offerings are based on edge style selections.

Ⓖ Select front surface finish.
Refer to color addendum at ki.com or KI Fabrics & Finishes binder.

Ⓗ Select lock optiion

KA	- Key alike
KS	- Key standard
NLC	- No lock core

Lock option not available when "N", "PL" or "PR" is selected for door front/pull option.

All Terrain® Binder Towers

Pencil/Shelf/File

"N" No Door	S1 Steel Front Plastic Pull	S2, S3 & S4 Steel Front Bow Tie or Metric Pull	PR & PL Acrylic Door	L2, L3 & L4 Laminate Front Bow Tie or Metric Pull
$ 1238	$ 1408	$ 1430	$ 1674	$ 1674
1252	1427	1447	1728	1742
$ 1256	$ 1427	$ 1447	$ 1691	$ 1693
1273	1444	1466	1745	1762

FINISH INFORMATION

Additional Laminate Offering

Additional laminates beyond KI standard offering, are available with two weeks extended leadtime. To specify additional laminates, use these designators followed by the supplier's color/pattern code:

Formica - LF/supplier's color pattern code
Nevamar - LN/supplier's color pattern code
Wilsonart - LW/supplier's color pattern code

KI's standard finish is the supplier's recommended finish for that color/pattern. Note: Nonstandard laminates from these suppliers (example: textured laminates), require an upcharge and additional leadtime. Contact KI.

SPECIAL SERVICES

Special Carton Marking

With specially marked information	N/C

Shipping

Shipped **assembled freight prepaid f.o.b. Pembroke, Ontario K8A 0E1** factory. Freight class #100.

Specifications and prices are subject to change without prior notice.

All Terrain® Binder Towers

Pencil/Shelf/File

	MODEL	W x D x H	MODEL NUMBER: Basic Model/ Edge Style	Front Pull Style	Base	Unit Color	Surface Finish	Edge Color	Front Surface Finish	Lock Option
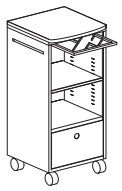 ATBT	**Bowed Front Top** • 3/4"bowed front top, 1-3/4" overhang on front only • Two accessory slots • 12" file drawer, legal front-to-back • Pencil drawer under top of cabinet • One fixed and one adjustable shelf • 44" unit provides two rows and 39" unit provides one row of 16-3/8 lineal inches for book binder or bin storage	18 x 18-3/4 x 39-3/4"	ATBT39PFC-74P	□□	□□□	□□	□□□	□□□	□□□	□□
		18 x 18-3/4 x 44-11/32"	ATBT44PFC-74P	□□	□□□	□□	□□□	□□□	□□□	□□
ATBT	**Shaped Top** • 3/4" shapped top, 1-5/16" overhang front and back, 2" overhang left and right • Two accessory slots • 12" file drawer, legal front-to-back • Pencil drawer under top of cabinet • One fixed and one adjustable shelf • 44" unit provides two rows and 39" unit provides one row of 16-3/8 lineal inches for book binder or bin storage	22 x 19-5/8 x 39-3/4"	ATBT39PFS-74P	□□	□□□	□□	□□□	□□□	□□□	□□
		22 x 19-5/8 x 44-11/32"	ATBT44PFS-74P	□□	□□□	□□	□□□	□□□	□□□	□□
			Ⓐ	Ⓑ	Ⓒ	Ⓓ	Ⓔ	Ⓕ	Ⓖ	Ⓗ

HOW TO ORDER

Indicate the following information on order form:

1. Quantity of each item.
2. Model number, including options. See "How To Build a Model Number".
3. Any special service required.

Note:
- The □ indicates that a choice is required.
- The absence of the □ indicates that no choice is required.
- Alpha-numeric characters in place of □ indicate that no other alternatives are available.

HOW TO BUILD A MODEL NUMBER

Ⓐ Select basic model/edge style.

74P	- 3/4" laminate top w/74P edge band

Ⓑ Select front/pull style.

N	- None
S1L	- Steel/inset plastic pull (hinge left)
S1R	- Steel/inset plastic pull (hinge right)
S2L	- Steel/aluminum metric (hinge left)
S2R	- Steel/aluminum metric (hinge right)
S3L	- Steel/aluminum bow tie (hinge left)
S3R	- Steel/aluminum bow tie (hinge right)
S4L	- Steel/nickel bow tie (hinge left)
S4R	- Steel/nickel bow tie (hinge right)
PL	- Frosted acrylic (hinge left)
PR	- Frosted acrylic (hinge right)
L2L	- Laminate/aluminum metric (hinge left)
L2R	- Laminate/aluminum metric (hinge right)
L3L	- Laminate/aluminum bow tie (hinge left)
L3R	- Laminate/aluminum bow tie (hinge right)
L4L	- Laminate/nickel bow tie (hinge left)
L4R	- Laminate/nickel bow tie (hinge right)

Ⓒ Select base style.

4CW	- 4 bl/wh casters (2 locking)
4GB	- 4 bl/wh glides
4MW	- 2 casters bl/wh, 2 glides bl/wh

Ⓓ Select unit color.
Refer to color addendum at ki.com or KI Fabrics & Finishes binder.

Ⓔ Select surface finish.
Refer to color addendum at ki.com or KI Fabrics & Finishes binder.
Surface finish offerings are based on edge style selections.

Ⓕ Select edge color.
Refer to color addendum at ki.com or KI Fabrics & Finishes binder.
Edge color offerings are based on edge style selections.

Ⓖ Select front surface finish.
Refer to color addendum at ki.com or KI Fabrics & Finishes binder.

Ⓗ Select lock optiion

KA	- Key alike
KS	- Key standard
NLC	- No lock core

Lock option not available when "N", "PL" or "PR" is selected for door front/pull option.

All Terrain® Binder Towers

Pencil/Shelf/File

Approx. Packaged Weight	"N" No Door	S1 Steel Front Plastic Pull	S2, S3 & S4 Steel Front Bow Tie or Metric Pull	PR & PL Acrylic Door	L2, L3 & L4 Laminate Front Bow Tie or Metric Pull
121.0#	$ 1230	$ 1401	$ 1423	$ 1704	$ 1705
126.0#	1244	1425	1444	1743	1774
124.0#	$ 1247	$ 1420	$ 1442	$ 1724	$ 1724
129.0#	1262	1443	1464	1762	1793

FINISH INFORMATION

Additional Laminate Offering

Additional laminates beyond KI standard offering, are available with two weeks extended leadtime. To specify additional laminates, use these designators followed by the supplier's color/pattern code:

Formica - LF/supplier's color pattern code
Nevamar - LN/supplier's color pattern code
Wilsonart - LW/supplier's color pattern code

KI's standard finish is the supplier's recommended finish for that color/pattern. Note: Nonstandard laminates from these suppliers (example: textured laminates), require an upcharge and additional leadtime. Contact KI.

SPECIAL SERVICES

Special Carton Marking

With specially marked information N/C

Shipping

Shipped **assembled freight prepaid f.o.b. Pembroke, Ontario K8A 0E1** factory. Freight class #100.

Specifications and prices are subject to change without prior notice.

All Terrain® Binder Towers

Shelf/File with Outriggers

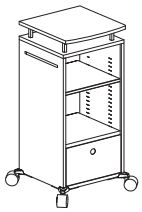

ATBT

Landing Pad - Bowed Front

- Outrigger casters or glides
- 3/4" landing pad, bowed front creates space of 3-7/8"
- Two accessory slots
- 12" file drawer, legal front-to-back
- One fixed and one adjustable shelf
- 44" unit provides two rows and 39" unit provides one row of 16-3/8 lineal inches for book binder or bin storage

W x D x H	MODEL NUMBER: Basic Model/ Edge Style	Front Pull Style	Base	Unit Color	Surface Finish	Edge Color	Front Surface Finish	Top Style	Lock Option
21-1/8 x 19-13/16 x 39-3/4"	ATBT39FRLC-74P	□□	□□□	□□	□□□	□□□	□□□	□□	□□
21-1/8 x 19-13/16 x 44-11/32"	ATBT44FRLC-74P	□□	□□□	□□	□□□	□□□	□□□	□□	□□
	Ⓐ	Ⓑ	Ⓒ	Ⓓ	Ⓔ	Ⓕ	Ⓖ	Ⓗ	Ⓘ

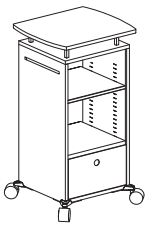

ATBT

Landing Pad - Shaped

- Outrigger casters or glides
- 3/4" landing pad, bowed front creates space of 3-7/8"
- Two accessory slots
- 12" file drawer, legal front-to-back
- One fixed and one adjustable shelf
- 44" unit provides two rows and 39" unit provides one row of 16-3/8 lineal inches for book binder or bin storage

W x D x H	Basic Model/ Edge Style	Front Pull Style	Base	Unit Color	Surface Finish	Edge Color	Front Surface Finish	Top Style	Lock Option
22 x 19-5/8 x 39-3/4"	ATBT39FRLS-74P	□□	□□□	□□	□□□	□□□	□□□	□□	□□
22 x 19-5/8 x 44-11/32"	ATBT44FRLS-74P	□□	□□□	□□	□□□	□□□	□□□	□□	□□

HOW TO ORDER

Indicate the following information on order form:

1. Quantity of each item.
2. Model number, including options. See "How To Build a Model Number".
3. Any special service required.

Note:
- The □ indicates that a choice is required.
- The absence of the □ indicates that no choice is required.
- Alpha-numeric characters in place of □ indicate that no other alternatives are available.

HOW TO BUILD A MODEL NUMBER

Ⓐ Select basic model/edge style.

- **74P** - 3/4" laminate top w/74P edge band

Ⓑ Select front/pull style.

- **N** - None
- **S1L** - Steel/inset plastic pull (hinge left)
- **S1R** - Steel/inset plastic pull (hinge right)
- **S2L** - Steel/aluminum metric (hinge left)
- **S2R** - Steel/aluminum metric (hinge right)
- **S3L** - Steel/aluminum bow tie (hinge left)
- **S3R** - Steel/aluminum bow tie (hinge right)
- **S4L** - Steel/nickel bow tie (hinge left)
- **S4R** - Steel/nickel bow tie (hinge right)
- **PL** - Frosted acrylic (hinge left)
- **PR** - Frosted acrylic (hinge right)
- **L2L** - Laminate/aluminum metric (hinge left)
- **L2R** - Laminate/aluminum metric (hinge right)
- **L3L** - Laminate/aluminum bow tie (hinge left)
- **L3R** - Laminate/aluminum bow tie (hinge right)
- **L4L** - Laminate/nickel bow tie (hinge left)
- **L4R** - Laminate/nickel bow tie (hinge right)

Ⓒ Select base style.

- **4CW** - 4 bl/wh casters (2 locking)
- **4GB** - 4 bl/wh glides
- **4MW** - 2 casters bl/wh, 2 glides bl/wh

Ⓓ Select unit color.
Refer to color addendum at ki.com or KI Fabrics & Finishes binder.

Ⓔ Select surface finish.
Refer to color addendum at ki.com or KI Fabrics & Finishes binder.
Surface finish offerings are based on edge style selections.

Ⓕ Select edge color.
Refer to color addendum at ki.com or KI Fabrics & Finishes binder.
Edge color offerings are based on edge style selections.

Ⓖ Select front surface finish.
Refer to color addendum at ki.com or KI Fabrics & Finishes binder.

Ⓗ Select top

- **LO** - Lectern; add $31
- **NL** - No lectern

Ⓘ Select lock optiion

- **KA** - Key alike
- **KS** - Key standard
- **NLC** - No lock core

Lock option not available when "N", "PL" or "PR" is selected for door front/

All Terrain® Binder Towers

Shelf/File with Outriggers

Approx. Packaged Weight	"N" No Door	S1 Steel Front Plastic Pull	S2, S3 & S4 Steel Front Bow Tie or Metric Pull	PR & PL Acrylic Door	L2, L3 & L4 Laminate Front Bow Tie or Metric Pull
114.0#	$ 1259	$ 1430	$ 1449	$ 1696	$ 1696
114.0#	1276	1448	1468	1750	1764
117.0#	$ 1278	$ 1467	$ 1467	$ 1711	$ 1713
122.0#	1293	1448	1488	1767	1783

pull option.

FINISH INFORMATION

Additional Laminate Offering

Additional laminates beyond KI standard offering, are available with two weeks extended leadtime. To specify additional laminates, use these designators followed by the supplier's color/pattern code:

Formica - LF/supplier's color pattern code
Nevamar - LN/supplier's color pattern code
Wilsonart - LW/supplier's color pattern code

KI's standard finish is the supplier's recommended finish for that color/pattern. Note: Nonstandard laminates from these suppliers (example: textured laminates), require an upcharge and additional leadtime. Contact KI.

SPECIAL SERVICES

Special Carton Marking

With specially marked information	N/C

Shipping

Shipped **assembled freight prepaid f.o.b. Pembroke, Ontario K8A 0E1** factory. Freight class #100.

Specifications and prices are subject to change without prior notice.

All Terrain® Binder Towers

Shelf/File with Outriggers

	W x D x H	MODEL NUMBER: Basic Model/ Edge Style	Front Pull Style	Base	Unit Color	Surface Finish	Edge Color	Front Surface Finish	Lock Option	Approx. Packaged Weight
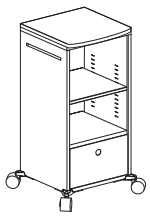	21-1/8 x 19-13/16 x 39-3/4"	ATBT39FRC-74P	□□	□□□	□□	□□□	□□□	□□□	□□	121.0#
	21-1/8 x 19-13/16 x 44-11/32"	ATBT44FRC-74P	□□	□□□	□□	□□□	□□□	□□□	□□	121.0#
ATBT **Bowed Front Top** • Outrigger casters or glides • 3/4" bowed front top, 1-3/4" overhang on front only • Two accessory slots • 12" file drawer, legal front-to-back • One fixed and one adjustable shelf • 44" unit provides two rows and 39" unit provides one row of 16-3/8 lineal inches for book binder or bin storage										
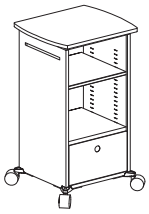	22 x 19-5/8 x 39-3/4"	ATBT39FRS-74P	□□	□□□	□□	□□□	□□□	□□□	□□	124.0#
	22 x 19-5/8 x 44-11/32"	ATBT44FRS-74P	□□	□□□	□□	□□□	□□□	□□□	□□	124.0#
ATBT **Shaped Top** • Outrigger casters or glides • 3/4"shaped top, 1-5/16" overhang front and back, 2" overhang left and right • Two accessory slots • 12" file drawer, legal front-to-back • One fixed and one adjustable shelf • 44" unit provides two rows and 39" unit provides one row of 16-3/8 lineal inches for book binder or bin storage										
		Ⓐ	Ⓑ	Ⓒ	Ⓓ	Ⓔ	Ⓕ	Ⓖ	Ⓗ	

HOW TO ORDER

Indicate the following information on order form:

1. Quantity of each item.
2. Model number, including options. See "How To Build a Model Number".
3. Any special service required.

Note:
- The □ indicates that a choice is required.
- The absence of the □ indicates that no choice is required.
- Alpha-numeric characters in place of □ indicate that no other alternatives are available.

HOW TO BUILD A MODEL NUMBER

Ⓐ Select basic model/edge style.

74P	- 3/4" laminate top w/74P edge band

Ⓑ Select front/pull style.

N	- None
S1L	- Steel/inset plastic pull (hinge left)
S1R	- Steel/inset plastic pull (hinge right)
S2L	- Steel/aluminum metric (hinge left)
S2R	- Steel/aluminum metric (hinge right)
S3L	- Steel/aluminum bow tie (hinge left)
S3R	- Steel/aluminum bow tie (hinge right)
S4L	- Steel/nickel bow tie (hinge left)
S4R	- Steel/nickel bow tie (hinge right)
PL	- Frosted acrylic (hinge left)
PR	- Frosted acrylic (hinge right)
L2L	- Laminate/aluminum metric (hinge left)
L2R	- Laminate/aluminum metric (hinge right)
L3L	- Laminate/aluminum bow tie (hinge left)
L3R	- Laminate/aluminum bow tie (hinge right)
L4L	- Laminate/nickel bow tie (hinge left)
L4R	- Laminate/nickel bow tie (hinge right)

Ⓒ Select base style.

4CW	- 4 bl/wh casters (2 locking)
4GB	- 4 bl/wh glides
4MW	- 2 casters bl/wh, 2 glides bl/wh

Ⓓ Select unit color.
Refer to color addendum at ki.com or KI Fabrics & Finishes binder.

Ⓔ Select surface finish.
Refer to color addendum at ki.com or KI Fabrics & Finishes binder.
Surface finish offerings are based on edge style selections.

Ⓕ Select edge color.
Refer to color addendum at ki.com or KI Fabrics & Finishes binder.
Edge color offerings are based on edge style selections.

Ⓖ Select front surface finish.
Refer to color addendum at ki.com or KI Fabrics & Finishes binder.

Ⓗ Select lock optiion

KA	- Key alike
KS	- Key standard
NLC	- No lock core

Lock option not available when "N", "PL" or "PR" is selected for door front/pull option.

All Terrain® Binder Towers

Shelf/File with Outriggers

"N" No Door	S1 Steel Front Plastic Pull	S2, S3 & S4 Steel Front Bow Tie or Metric Pull	PR & PL Acrylic Door	L2, L3 & L4 Laminate Front Bow Tie or Metric Pull
$ 1251	$ 1425	$ 1443	$ 1725	$ 1727
1264	1444	1466	1762	1797
$ 1272	$ 1442	$ 1464	$ 1744	$ 1745
1208	1465	1484	1784	1816

FINISH INFORMATION

Additional Laminate Offering

Additional laminates beyond KI standard offering, are available with two weeks extended leadtime. To specify additional laminates, use these designators followed by the supplier's color/pattern code:

Formica - LF/supplier's color pattern code
Nevamar - LN/supplier's color pattern code
Wilsonart - LW/supplier's color pattern code

KI's standard finish is the supplier's recommended finish for that color/pattern. Note: Nonstandard laminates from these suppliers (example: textured laminates), require an upcharge and additional leadtime.
Contact KI.

SPECIAL SERVICES

Special Carton Marking

With specially marked information	N/C

Shipping

Shipped **assembled freight prepaid f.o.b. Pembroke, Ontario K8A 0E1** factory.
Freight class #100.

Specifications and prices are subject to change without prior notice.

All Terrain® Binder Towers

Shelf/File

	MODEL	W x D x H	MODEL NUMBER: Basic Model/ Edge Style	Front Pull Style	Base	Unit Color	Surface Finish	Edge Color	Front Surface Finish	Lock Option
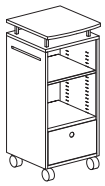 ATBT	**Landing Pad - Bowed Front** • 3/4" landing pad, bowed front creates space of 3-7/8" • Two accessory slots • 12" file drawer, legal front-to-back • One fixed and one adjustable shelf • 44" unit provides two rows and 39" unit provides one row of 16-3/8 lineal inches for book binder or bin storage	18 x 18-3/4 x 39-3/4"	ATBT39FLC-74P	□□	□□□	□□	□□□	□□□	□□□	□□
		18 x 18-3/4 x 44-11/32"	ATBT44FLC-74P	□□	□□□	□□	□□□	□□□	□□□	□□
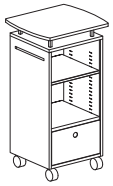 ATBT	**Landing Pad - Shaped** • 3/4" landing pad, shaped top creates space of 3-7/8" • Two accessory slots • 12" file drawer, legal front-to-back • One fixed and one adjustable shelf • 44" unit provides two rows and 39" unit provides one row of 16-3/8 lineal inches for book binder or bin storage	22 x 19-5/8 x 39-3/4"	ATBT39FLS-74P	□□	□□□	□□	□□□	□□□	□□□	□□
		22 x 19-5/8 x 44-11/32"	ATBT44FLS-74P	□□	□□□	□□	□□□	□□□	□□□	□□
			Ⓐ	Ⓑ	Ⓒ	Ⓓ	Ⓔ	Ⓕ	Ⓖ	Ⓗ

HOW TO ORDER

Indicate the following information on order form:
1. Quantity of each item.
2. Model number, including options. See "How To Build a Model Number".
3. Any special service required.

Note: • The □ indicates that a choice is required.
• The absence of the □ indicates that no choice is required.
• Alpha-numeric characters in place of □ indicate that no other alternatives are available.

HOW TO BUILD A MODEL NUMBER

Ⓐ Select basic model/edge style.

74P	- 3/4" laminate top w/74P edge band

Ⓑ Select front/pull style.

N	- None
S1L	- Steel/inset plastic pull (hinge left)
S1R	- Steel/inset plastic pull (hinge right)
S2L	- Steel/aluminum metric (hinge left)
S2R	- Steel/aluminum metric (hinge right)
S3L	- Steel/aluminum bow tie (hinge left)
S3R	- Steel/aluminum bow tie (hinge right)
S4L	- Steel/nickel bow tie (hinge left)
S4R	- Steel/nickel bow tie (hinge right)
PL	- Frosted acrylic (hinge left)
PR	- Frosted acrylic (hinge right)
L2L	- Laminate/aluminum metric (hinge left)
L2R	- Laminate/aluminum metric (hinge right)
L3L	- Laminate/aluminum bow tie (hinge left)
L3R	- Laminate/aluminum bow tie (hinge right)
L4L	- Laminate/nickel bow tie (hinge left)
L4R	- Laminate/nickel bow tie (hinge right)

Ⓒ Select base style.

4CW	- 4 bl/wh casters (2 locking)
4GB	- 4 bl/wh glides
4MW	- 2 casters bl/wh, 2 glides bl/wh

Ⓓ Select unit color.
Refer to color addendum at ki.com or KI Fabrics & Finishes binder.

Ⓔ Select surface finish.
Refer to color addendum at ki.com or KI Fabrics & Finishes binder.
Surface finish offerings are based on edge style selections.

Ⓕ Select edge color.
Refer to color addendum at ki.com or KI Fabrics & Finishes binder.
Edge color offerings are based on edge style selections.

Ⓖ Select front surface finish.
Refer to color addendum at ki.com or KI Fabrics & Finishes binder.

Ⓗ Select lock optiion

KA	- Key alike
KS	- Key standard
NLC	- No lock core

Lock option not available when "N", "PL" or "PR" is selected for door front/pull option.

All Terrain® Binder Towers

Shelf/File

Approx. Packaged Weight	"N" No Door	S1 Steel Front Plastic Pull	S2, S3 & S4 Steel Front Bow Tie or Metric Pull	PR & PL Acrylic Door	L2, L3 & L4 Laminate Front Bow Tie or Metric Pull
113.0#	$ 1150	$ 1322	$ 1342	$ 1585	$ 1586
118.0#	1163	1341	1355	1642	1653
116.0#	$ 1165	$ 1341	$ 1355	$ 1605	$ 1606
121.0#	1184	1354	1378	1658	1674

FINISH INFORMATION

Additional Laminate Offering

Additional laminates beyond KI standard offering, are available with two weeks extended leadtime. To specify additional laminates, use these designators followed by the supplier's color/pattern code:

Formica - LF/supplier's color pattern code
Nevamar - LN/supplier's color pattern code
Wilsonart - LW/supplier's color pattern code

KI's standard finish is the supplier's recommended finish for that color/pattern. Note: Nonstandard laminates from these suppliers (example: textured laminates), require an upcharge and additional leadtime. Contact KI.

SPECIAL SERVICES

Special Carton Marking

With specially marked information	N/C

Shipping

Shipped **assembled freight prepaid f.o.b. Pembroke, Ontario K8A 0E1** factory. Freight class #100.

Specifications and prices are subject to change without prior notice.

All Terrain® Binder Towers

Shelf/File

	MODEL	W x D x H	MODEL NUMBER: Basic Model/ Edge Style	Front Pull Style	Base	Unit Color	Surface Finish	Edge Color	Front Surface Finish	Lock Option
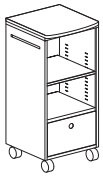 ATBT	**Bowed Front Top** • 3/4" bowed front top, 1-3/4" overhang on front only • Two accessory slots • 12" file drawer, legal front-to-back • One fixed and one adjustable shelf • 44" unit provides two rows and 39" unit provides one row of 16-3/8 lineal inches for book binder or bin storage	18 x 18-3/4 x 39-3/4"	ATBT39FC-74P	□□	□□□	□□	□□□	□□□	□□□	□□
		18 x 18-3/4 x 44-11/32"	ATBT44FC-74P	□□	□□□	□□	□□□	□□□	□□□	□□
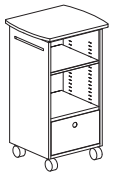 ATBT	**Shaped Top** • 3/4"shaped top, 1-5/16" overhang front and back, 2" overhang left and right • Two accessory slots • 12" file drawer, legal front-to-back • One fixed and one adjustable shelf • 44" unit provides two rows and 39" unit provides one row of 16-3/8 lineal inches for book binder or bin storage	22 x 19-5/8 x 39-3/4"	ATBT39FS-74P	□□	□□□	□□	□□□	□□□	□□□	□□
		22 x 19-5/8 x 44-11/32"	ATBT44FS-74P	□□	□□□	□□	□□□	□□□	□□□	□□
			Ⓐ	Ⓑ	Ⓒ	Ⓓ	Ⓔ	Ⓕ	Ⓖ	Ⓗ

HOW TO ORDER

Indicate the following information on order form:

1. Quantity of each item.
2. Model number, including options. See "How To Build a Model Number".
3. Any special service required.

Note:
- The □ indicates that a choice is required.
- The absence of the □ indicates that no choice is required.
- Alpha-numeric characters in place of □ indicate that no other alternatives are available.

HOW TO BUILD A MODEL NUMBER

Ⓐ Select basic model/edge style.

74P	- 3/4" laminate top w/74P edge band

Ⓑ Select front/pull style.

N	- None
S1L	- Steel/inset plastic pull (hinge left)
S1R	- Steel/inset plastic pull (hinge right)
S2L	- Steel/aluminum metric (hinge left)
S2R	- Steel/aluminum metric (hinge right)
S3L	- Steel/aluminum bow tie (hinge left)
S3R	- Steel/aluminum bow tie (hinge right)
S4L	- Steel/nickel bow tie (hinge left)
S4R	- Steel/nickel bow tie (hinge right)
PL	- Frosted acrylic (hinge left)
PR	- Frosted acrylic (hinge right)
L2L	- Laminate/aluminum metric (hinge left)
L2R	- Laminate/aluminum metric (hinge right)
L3L	- Laminate/aluminum bow tie (hinge left)
L3R	- Laminate/aluminum bow tie (hinge right)
L4L	- Laminate/nickel bow tie (hinge left)
L4R	- Laminate/nickel bow tie (hinge right)

Ⓒ Select base style.

4CW	- 4 bl/wh casters (2 locking)
4GB	- 4 bl/wh glides
4MW	- 2 casters bl/wh, 2 glides bl/wh

Ⓓ Select unit color.
Refer to color addendum at ki.com or KI Fabrics & Finishes binder.

Ⓔ Select surface finish.
Refer to color addendum at ki.com or KI Fabrics & Finishes binder.
Surface finish offerings are based on edge style selections.

Ⓕ Select edge color.
Refer to color addendum at ki.com or KI Fabrics & Finishes binder.
Edge color offerings are based on edge style selections.

Ⓖ Select front surface finish.
Refer to color addendum at ki.com or KI Fabrics & Finishes binder.

Ⓗ Select lock optiion

KA	- Key alike
KS	- Key standard
NLC	- No lock core

Lock option not available when "N", "PL" or "PR" is selected for door front/pull option.

All Terrain® Binder Towers

Shelf/File

Approx. Packaged Weight	"N" No Door	S1 Steel Front Plastic Pull	S2, S3 & S4 Steel Front Bow Tie or Metric Pull	PR & PL Acrylic Door	L2, L3 & L4 Laminate Front Bow Tie or Metric Pull
120.0#	$ 1142	$ 1319	$ 1334	$ 1619	$ 1620
125.0#	1156	1337	1354	1654	1687
123.0#	$ 1158	$ 1333	$ 1352	$ 1635	$ 1635
128.0#	1179	1353	1376	1674	1705

FINISH INFORMATION

Additional Laminate Offering

Additional laminates beyond KI standard offering, are available with two weeks extended leadtime. To specify additional laminates, use these designators followed by the supplier's color/pattern code:

Formica - LF/supplier's color pattern code
Nevamar - LN/supplier's color pattern code
Wilsonart - LW/supplier's color pattern code

KI's standard finish is the supplier's recommended finish for that color/pattern. Note: Nonstandard laminates from these suppliers (example: textured laminates), require an upcharge and additional leadtime. Contact KI.

SPECIAL SERVICES

Special Carton Marking

With specially marked information	N/C

Shipping

Shipped **assembled freight prepaid f.o.b. Pembroke, Ontario K8A 0E1** factory. Freight class #100.

Specifications and prices are subject to change without prior notice.

All Terrain® Binder Towers

Shelf/Shelf with Outriggers

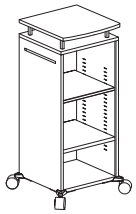

ATBT

Landing Pad - Bowed Front

- Outrigger casters or glides
- 3/4" landing pad, bowed front creates space of 3-7/8"
- Two accessory slots
- Two adjustable shelves
- 44" unit provides two rows and 39" unit provides one row of 16-3/8 lineal inches for book, binder or bin storage

W x D x H	MODEL NUMBER: Basic Model/ Edge Style	Front Pull Style	Base	Unit Color	Surface Finish	Edge Color	Front Surface Finish	Top Style	Lock Option	Approx. Packaged Weight
21-1/8 x 19-13/16 x 39-3/4"	ATBT39RLC-74P	□□	□□□	□□	□□□	□□□	□□□	□□	□□	79.0#
21-1/8 x 19-13/16 x 44-11/32"	ATBT44RLC-74P	□□	□□□	□□	□□□	□□□	□□□	□□	□□	84.0#

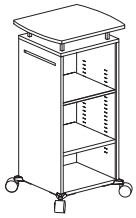

ATBT

Landing Pad - Shaped

- Outrigger casters or glides
- 3/4" landing pad, shaped top creates space of 3-7/8"
- Two accessory slots
- Two adjustable shelves
- 44" unit provides two rows and 39" unit provides one row of 16-3/8 lineal inches for book, binder or bin storage

W x D x H	Basic Model/ Edge Style	Front Pull Style	Base	Unit Color	Surface Finish	Edge Color	Front Surface Finish	Top Style	Lock Option	Approx. Packaged Weight
22 x 19-5/8 x 39-3/4"	ATBT39RLS-74P	□□	□□□	□□	□□□	□□□	□□□	□□	□□	82.0#
22 x 19-5/8 x 44-11/32"	ATBT44RLS-74P	□□	□□□	□□	□□□	□□□	□□□	□□	□□	87.0#
	Ⓐ	Ⓑ	Ⓒ	Ⓓ	Ⓔ	Ⓕ	Ⓖ	Ⓗ	Ⓘ	

HOW TO ORDER

Indicate the following information on order form:

1. Quantity of each item.
2. Model number, including options. See "How To Build a Model Number".
3. Any special service required.

Note:
- The □ indicates that a choice is required.
- The absence of the □ indicates that no choice is required.
- Alpha-numeric characters in place of □ indicate that no other alternatives are available.

HOW TO BUILD A MODEL NUMBER

Ⓐ Select basic model/edge style.

- **74P** - 3/4" laminate top w/74P edge band

Ⓑ Select front/pull style.

- **N** - None
- **S1L** - Steel/inset plastic pull (hinge left)
- **S1R** - Steel/inset plastic pull (hinge right)
- **S2L** - Steel/aluminum metric (hinge left)
- **S2R** - Steel/aluminum metric (hinge right)
- **S3L** - Steel/aluminum bow tie (hinge left)
- **S3R** - Steel/aluminum bow tie (hinge right)
- **S4L** - Steel/nickel bow tie (hinge left)
- **S4R** - Steel/nickel bow tie (hinge right)
- **PL** - Frosted acrylic (hinge left)
- **PR** - Frosted acrylic (hinge right)
- **L2L** - Laminate/aluminum metric (hinge left)
- **L2R** - Laminate/aluminum metric (hinge right)
- **L3L** - Laminate/aluminum bow tie (hinge left)
- **L3R** - Laminate/aluminum bow tie (hinge right)
- **L4L** - Laminate/nickel bow tie (hinge left)
- **L4R** - Laminate/nickel bow tie (hinge right)

Ⓒ Select base style.

- **4CW** - 4 bl/wh casters (2 locking)
- **4GB** - 4 bl/wh glides
- **4MW** - 2 casters bl/wh, 2 glides bl/wh

Ⓓ Select unit color.
Refer to color addendum at ki.com or KI Fabrics & Finishes binder.

Ⓔ Select surface finish.
Refer to color addendum at ki.com or KI Fabrics & Finishes binder.
Surface finish offerings are based on edge style selections.

Ⓕ Select edge color.
Refer to color addendum at ki.com or KI Fabrics & Finishes binder.
Edge color offerings are based on edge style selections.

Ⓖ Select front surface finish.
Refer to color addendum at ki.com or KI Fabrics & Finishes binder.

Ⓗ Select top

- **LO** - Lectern; add $31
- **NL** - No lectern

Ⓘ Select lock optiion

- **KA** - Key alike
- **KS** - Key standard
- **NLC** - No lock core

Lock option not available when "N", "PL" or "PR" is selected for door front/

All Terrain® Binder Towers

Shelf/Shelf with Outriggers

"N" No Door	S1 Steel Front Plastic Pull	S2, S3 & S4 Steel Front Bow Tie or Metric Pull	PR & PL Acrylic Door	L2, L3 & L4 Laminate Front Bow Tie or Metric Pull
$ 1159	$ 1330	$ 1351	$ 1599	$ 1599
1179	1350	1373	1652	1668
$ 1182	$ 1350	$ 1373	$ 1618	$ 1619
1195	1373	1390	1671	1685

pull option.

FINISH INFORMATION

Additional Laminate Offering

Additional laminates beyond KI standard offering, are available with two weeks extended leadtime. To specify additional laminates, use these designators followed by the supplier's color/pattern code:

Formica - LF/supplier's color pattern code
Nevamar - LN/supplier's color pattern code
Wilsonart - LW/supplier's color pattern code

KI's standard finish is the supplier's recommended finish for that color/pattern. Note: Nonstandard laminates from these suppliers (example: textured laminates), require an upcharge and additional leadtime. Contact KI.

SPECIAL SERVICES

Special Carton Marking

With specially marked information	N/C

Shipping

Shipped **assembled freight prepaid f.o.b. Pembroke, Ontario K8A 0E1** factory. Freight class #100.

Specifications and prices are subject to change without prior notice.

All Terrain® Binder Towers

Shelf/Shelf with Outriggers

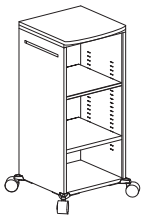

ATBT

Bowed Front Top

- Outrigger casters or glides
- 3/4" bowed front top, 1-3/4" overhang on front only
- Two accessory slots
- Two adjustable shelves
- 44" unit provides three rows and 39" unit provides two rows of 16-3/8" lineal inches for book, binder or bin storage

W x D x H	MODEL NUMBER: Basic Model/ Edge Style	Front Pull Style	Base	Unit Color	Surface Finish	Edge Color	Front Surface Finish	Lock Option	Approx. Packaged Weight
21-1/8 x 19-13/16 x 39-3/4"	ATBT39RC-74P	□□	□□□	□□	□□□	□□□	□□□	□□	86.0#
21-1/8 x 19-13/16 x 44-11/32"	ATBT44RC-74P	□□	□□□	□□	□□□	□□□	□□□	□□	91.0#

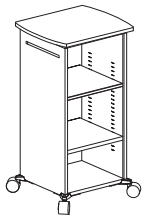

ATBT

Shaped Top

- Outrigger casters or glides
- 3/4" shaped top, 1-5/16" overhang front and back, 2" overhang left and right
- Two accessory slots
- Two adjustable shelves
- 44" unit provides three rows and 39" unit provides two rows of 16-3/8 lineal inches for book, binder or bin storage

W x D x H	Basic Model/ Edge Style	Front Pull Style	Base	Unit Color	Surface Finish	Edge Color	Front Surface Finish	Lock Option	Approx. Packaged Weight
22 x 19-5/8 x 39-3/4"	ATBT39RS-74P	□□	□□□	□□	□□□	□□□	□□□	□□	89.0#
22 x 19-5/8 x 44-11/32"	ATBT44RS-74P	□□	□□□	□□	□□□	□□□	□□□	□□	94.0#
	Ⓐ	Ⓑ	Ⓒ	Ⓓ	Ⓔ	Ⓕ	Ⓖ	Ⓗ	

HOW TO ORDER

Indicate the following information on order form:

1. Quantity of each item.
2. Model number, including options. See "How To Build a Model Number".
3. Any special service required.

Note:
- The □ indicates that a choice is required.
- The absence of the □ indicates that no choice is required.
- Alpha-numeric characters in place of □ indicate that no other alternatives are available.

HOW TO BUILD A MODEL NUMBER

Ⓐ Select basic model/edge style.

74P	- 3/4" laminate top w/74P edge band

Ⓑ Select front/pull style.

N	- None
S1L	- Steel/inset plastic pull (hinge left)
S1R	- Steel/inset plastic pull (hinge right)
S2L	- Steel/aluminum metric (hinge left)
S2R	- Steel/aluminum metric (hinge right)
S3L	- Steel/aluminum bow tie (hinge left)
S3R	- Steel/aluminum bow tie (hinge right)
S4L	- Steel/nickel bow tie (hinge left)
S4R	- Steel/nickel bow tie (hinge right)
PL	- Frosted acrylic (hinge left)
PR	- Frosted acrylic (hinge right)
L2L	- Laminate/aluminum metric (hinge left)
L2R	- Laminate/aluminum metric (hinge right)
L3L	- Laminate/aluminum bow tie (hinge left)
L3R	- Laminate/aluminum bow tie (hinge right)
L4L	- Laminate/nickel bow tie (hinge left)
L4R	- Laminate/nickel bow tie (hinge right)

Ⓒ Select base style.

4CW	- 4 bl/wh casters (2 locking)
4GB	- 4 bl/wh glides
4MW	- 2 casters bl/wh, 2 glides bl/wh

Ⓓ Select unit color.
Refer to color addendum at ki.com or KI Fabrics & Finishes binder.

Ⓔ Select surface finish.
Refer to color addendum at ki.com or KI Fabrics & Finishes binder.
Surface finish offerings are based on edge style selections.

Ⓕ Select edge color.
Refer to color addendum at ki.com or KI Fabrics & Finishes binder.
Edge color offerings are based on edge style selections.

Ⓖ Select front surface finish.
Refer to color addendum at ki.com or KI Fabrics & Finishes binder.

Ⓗ Select lock optiion

KA	- Key alike
KS	- Key standard
NLC	- No lock core

Lock option not available when "N", "PL" or "PR" is selected for door front/pull option.

All Terrain® Binder Towers

Shelf/Shelf with Outriggers

"N" No Door	S1 Steel Front Plastic Pull	S2, S3 & S4 Steel Front Bow Tie or Metric Pull	PR & PL Acrylic Door	L2, L3 & L4 Laminate Front Bow Tie or Metric Pull
$ 1154	$ 1327	$ 1345	$ 1629	$ 1630
1165	1346	1371	1669	1701
$ 1175	$ 1344	$ 1369	$ 1647	$ 1648
1187	1370	1389	1686	1718

FINISH INFORMATION

Additional Laminate Offering

Additional laminates beyond KI standard offering, are available with two weeks extended leadtime. To specify additional laminates, use these designators followed by the supplier's color/pattern code:

Formica - LF/supplier's color pattern code
Nevamar - LN/supplier's color pattern code
Wilsonart - LW/supplier's color pattern code

KI's standard finish is the supplier's recommended finish for that color/pattern. Note: Nonstandard laminates from these suppliers (example: textured laminates), require an upcharge and additional leadtime. Contact KI.

SPECIAL SERVICES

Special Carton Marking

With specially marked information	N/C

Shipping

Shipped **assembled freight prepaid f.o.b. Pembroke, Ontario K8A 0E1** factory. Freight class #100.

Specifications and prices are subject to change without prior notice.

All Terrain® Binder Towers

Shelf/Shelf

	MODEL	W x D x H	MODEL NUMBER							
			Basic Model/ Edge Style	Front Pull Style	Base	Unit Color	Surface Finish	Edge Color	Front Surface Finish	Lock Option
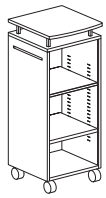 ATBT	**Landing Pad - Bowed Front** • 3/4" landing pad, bowed front creates space of 3-7/8" • Two accessory slots • Two adjustable shelves • 44" unit provides two rows and 39" unit provides one row of 16-3/8 lineal inches for book, binder or bin storage	18 x 18-3/4 x 39-3/4"	ATBT39LC-74P	□□	□□□	□□	□□□	□□□	□□□	□□
		18 x 18-3/4 x 44-11/32"	ATBT44LC-74P	□□	□□□	□□	□□□	□□□	□□□	□□
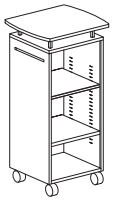 ATBT	**Landing Pad - Shaped** • 3/4" landing pad, shaped top creates space of 3-7/8" • Two accessory slots • Two adjustable shelves • 44" unit provides two rows and 39" unit provides one row of 16-3/8 lineal inches for book, binder or bin storage	22 x 19-5/8 x 39-3/4"	ATBT39LS-74P	□□	□□□	□□	□□□	□□□	□□□	□□
		22 x 19-5/8 x 44-11/32"	ATBT44LS-74P	□□	□□□	□□	□□□	□□□	□□□	□□
			Ⓐ	Ⓑ	Ⓒ	Ⓓ	Ⓔ	Ⓕ	Ⓖ	Ⓗ

HOW TO ORDER

Indicate the following information on order form:
1. Quantity of each item.
2. Model number, including options. See "How To Build a Model Number".
3. Any special service required.

Note:
- The □ indicates that a choice is required.
- The absence of the □ indicates that no choice is required.
- Alpha-numeric characters in place of □ indicate that no other alternatives are available.

HOW TO BUILD A MODEL NUMBER

Ⓐ Select basic model/edge style.

74P	- 3/4" laminate top w/74P edge band

Ⓑ Select front/pull style.

N	- None
S1L	- Steel/inset plastic pull (hinge left)
S1R	- Steel/inset plastic pull (hinge right)
S2L	- Steel/aluminum metric (hinge left)
S2R	- Steel/aluminum metric (hinge right)
S3L	- Steel/aluminum bow tie (hinge left)
S3R	- Steel/aluminum bow tie (hinge right)
S4L	- Steel/nickel bow tie (hinge left)
S4R	- Steel/nickel bow tie (hinge right)
PL	- Frosted acrylic (hinge left)
PR	- Frosted acrylic (hinge right)
L2L	- Laminate/aluminum metric (hinge left)
L2R	- Laminate/aluminum metric (hinge right)
L3L	- Laminate/aluminum bow tie (hinge left)
L3R	- Laminate/aluminum bow tie (hinge right)
L4L	- Laminate/nickel bow tie (hinge left)
L4R	- Laminate/nickel bow tie (hinge right)

Ⓒ Select base style.

4CW	- 4 bl/wh casters (2 locking)
4GB	- 4 bl/wh glides
4MW	- 2 casters bl/wh, 2 glides bl/wh

Ⓓ Select unit color.
Refer to color addendum at ki.com or KI Fabrics & Finishes binder.

Ⓔ Select surface finish.
Refer to color addendum at ki.com or KI Fabrics & Finishes binder.
Surface finish offerings are based on edge style selections.

Ⓕ Select edge color.
Refer to color addendum at ki.com or KI Fabrics & Finishes binder.
Edge color offerings are based on edge style selections.

Ⓖ Select front surface finish.
Refer to color addendum at ki.com or KI Fabrics & Finishes binder.

Ⓗ Select lock optiion

KA	- Key alike
KS	- Key standard
NLC	- No lock core

Lock option not available when "N", "PL" or "PR" is selected for door front/pull option.

All Terrain® Binder Towers

Shelf/Shelf

Approx. Packaged Weight	"N" No Door	S1 Steel Front Plastic Pull	S2, S3 & S4 Steel Front Bow Tie or Metric Pull	PR & PL Acrylic Door	L2, L3 & L4 Laminate Front Bow Tie or Metric Pull
78.0#	$ 1052	$ 1223	$ 1241	$ 1489	$ 1489
83.0#	1066	1241	1261	1542	1558
78.0#	$ 1070	$ 1240	$ 1261	$ 1509	$ 1509
83.0#	1088	1260	1281	1563	1577

FINISH INFORMATION

Additional Laminate Offering

Additional laminates beyond KI standard offering, are available with two weeks extended leadtime. To specify additional laminates, use these designators followed by the supplier's color/pattern code:

Formica - LF/supplier's color pattern code
Nevamar - LN/supplier's color pattern code
Wilsonart - LW/supplier's color pattern code

KI's standard finish is the supplier's recommended finish for that color/pattern. Note: Nonstandard laminates from these suppliers (example: textured laminates), require an upcharge and additional leadtime. Contact KI.

SPECIAL SERVICES

Special Carton Marking

With specially marked information N/C

Shipping

Shipped **assembled freight prepaid f.o.b. Pembroke, Ontario K8A 0E1** factory. Freight class #100.

Specifications and prices are subject to change without prior notice.

All Terrain® Binder Towers

Shelf/Shelf

	MODEL	W x D x H	MODEL NUMBER							
			Basic Model/ Edge Style	Front Pull Style	Base	Unit Color	Surface Finish	Edge Color	Front Surface Finish	Lock Option
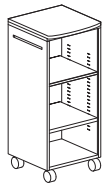 ATBT	**Bowed Front Top** • 3/4" bowed front top, 1-3/4" overhang on front only • Two accessory slots • Two adjustable shelves • 44" unit provides three rows and 39" unit provides two rows of 16-3/8 lineal inches for book, binder or bin storage	18 x 18-3/4 x 39-3/4"	ATBT39C-74P	□□	□□□	□□	□□□	□□□	□□□	□□
		22 x 19-5/8 x 44-11/32"	ATBT44C-74P	□□	□□□	□□	□□□	□□□	□□□	□□
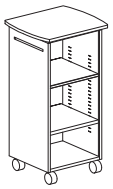 ATBT	**Shaped Top** • 3/4" shaped top, 1-5/16" overhang front and back, 2" overhang left and right • Two accessory slots • Two adjustable shelves • 44" unit provides three rows and 39" unit provides two rows of 16-3/8 lineal inches for book, binder or bin storage	22 x 18-3/4 x 39-3/4"	ATBT39S-74P	□□	□□□	□□	□□□	□□□	□□□	□□
		22 x 19-5/8 x 44-11/32"	ATBT44S-74P	□□	□□□	□□	□□□	□□□	□□□	□□
			Ⓐ	Ⓑ	Ⓒ	Ⓓ	Ⓔ	Ⓕ	Ⓖ	Ⓗ

HOW TO ORDER

Indicate the following information on order form:
1. Quantity of each item.
2. Model number, including options. See "How To Build a Model Number".
3. Any special service required.

Note: • The □ indicates that a choice is required.
• The absence of the □ indicates that no choice is required.
• Alpha-numeric characters in place of □ indicate that no other alternatives are available.

HOW TO BUILD A MODEL NUMBER

Ⓐ Select basic model/edge style.

74P	- 3/4" laminate top w/74P edge band

Ⓑ Select front/pull style.

N	- None
S1L	- Steel/inset plastic pull (hinge left)
S1R	- Steel/inset plastic pull (hinge right)
S2L	- Steel/aluminum metric (hinge left)
S2R	- Steel/aluminum metric (hinge right)
S3L	- Steel/aluminum bow tie (hinge left)
S3R	- Steel/aluminum bow tie (hinge right)
S4L	- Steel/nickel bow tie (hinge left)
S4R	- Steel/nickel bow tie (hinge right)
PL	- Frosted acrylic (hinge left)
PR	- Frosted acrylic (hinge right)
L2L	- Laminate/aluminum metric (hinge left)
L2R	- Laminate/aluminum metric (hinge right)
L3L	- Laminate/aluminum bow tie (hinge left)
L3R	- Laminate/aluminum bow tie (hinge right)
L4L	- Laminate/nickel bow tie (hinge left)
L4R	- Laminate/nickel bow tie (hinge right)

Ⓒ Select base style.

4CW	- 4 bl/wh casters (2 locking)
4GB	- 4 bl/wh glides
4MW	- 2 casters bl/wh, 2 glides bl/wh

Ⓓ Select unit color.
Refer to color addendum at ki.com or KI Fabrics & Finishes binder.

Ⓔ Select surface finish.
Refer to color addendum at ki.com or KI Fabrics & Finishes binder.
Surface finish offerings are based on edge style selections.

Ⓕ Select edge color.
Refer to color addendum at ki.com or KI Fabrics & Finishes binder.
Edge color offerings are based on edge style selections.

Ⓖ Select front surface finish.
Refer to color addendum at ki.com or KI Fabrics & Finishes binder.

Ⓗ Select lock optiion

KA	- Key alike
KS	- Key standard
NLC	- No lock core

Lock option not available when "N", "PL" or "PR" is selected for door front/pull option.

All Terrain® Binder Towers

Shelf/Shelf

Approx. Packaged Weight	"N" No Door	S1 Steel Front Plastic Pull	S2, S3 & S4 Steel Front Bow Tie or Metric Pull	PR & PL Acrylic Door	L2, L3 & L4 Laminate Front Bow Tie or Metric Pull
85.0#	$ 1047	$ 1216	$ 1238	$ 1518	$ 1520
90.0#	1058	1239	1260	1560	1588
88.0#	$ 1062	$ 1237	$ 1257	$ 1538	$ 1538
93.0#	1080	1259	1278	1577	1609

FINISH INFORMATION

Additional Laminate Offering

Additional laminates beyond KI standard offering, are available with two weeks extended leadtime. To specify additional laminates, use these designators followed by the supplier's color/pattern code:

Formica - LF/supplier's color pattern code
Nevamar - LN/supplier's color pattern code
Wilsonart - LW/supplier's color pattern code

KI's standard finish is the supplier's recommended finish for that color/pattern. Note: Nonstandard laminates from these suppliers (example: textured laminates), require an upcharge and additional leadtime. Contact KI.

SPECIAL SERVICES

Special Carton Marking

With specially marked information	N/C

Shipping

Shipped **assembled freight prepaid f.o.b. Pembroke, Ontario K8A 0E1** factory. Freight class #100.

Specifications and prices are subject to change without prior notice.

All Terrain® Binder Towers

Accessories

	MODEL	Features	H	MODEL NUMBER Basic Model	MODEL NUMBER Unit Color	Approx. Packaged Weight
HRDPT	**3" Casters - Locking** • One caster with twin 2-15/16" diameter wheels		3-3/8"	2.KP80493		1.0#
HRDPT	**3" Casters - Non-Locking** • One caster with twin 2-15/16" diameter wheels		3-3/8"	2.KP80413		1.0#
HRDPT	**Glides** • Same height as casters • Provides 1/2" height adjustment		3-3/8"	2.KP103000BLWH		1.0#
ATAC	**Caster Mount Kit - Inset** • Inset caster mount kit • Casters not included • Not to be used on pedestals			ATAC/4I		1.5#
ATAC	**Caster Mount Kit - Outrigger** • Outrigger caster mount kit • Casters not included • Not to be used on pedestals			ATAC/T4R	□□	2.0#
ATAC	**Folder Bar Channel** • Fits binder tower file drawer • Black finish only			ATAC/BTFB		0.5#
				Ⓐ	Ⓑ	

HOW TO ORDER

Indicate the following information on order form:

1. Quantity of each item.
2. Model number, including options. See "How To Build a Model Number".
3. Any special service required.

Note:
- The □ indicates that a choice is required.
- The absence of the □ indicates that no choice is required.
- Alpha-numeric characters in place of □ indicate that no other alternatives are available.

HOW TO BUILD A MODEL NUMBER

Ⓐ Select basic model.

Ⓑ Select unit color.
Refer to color addendum at ki.com or KI Fabrics & Finishes binder.

All Terrain® Binder Towers

Accessories

Delivered Pricing
$ 34
$ 31
$ 33
$ 56
$ 122
$ 30

SPECIAL SERVICES

Special Carton Marking

With specially marked information N/C

Shipping

Shipped **assembled freight prepaid f.o.b. Pembroke, Ontario K8A 0E1** factory. Freight class #70.

Specifications and prices are subject to change without prior notice.

All Terrain® Binder Towers

Accessories

	MODEL	W x D x H	MODEL NUMBER				Approx. Packaged Weight
			Basic Model/ Edge Style	Unit Color	Surface Finish	Edge Color	
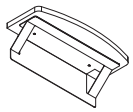 ATAC	**Removable Side Shelf** • Attaches to accessory slot on side of binder towers, storage towers or into tool rail slots • No tools or fasteners required	16-3/4 x 7 x 5-3/8"	ATAC/177SS-74P	□□	□□□	□□□	6.0#
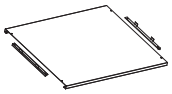 ATAC	**Adjustable Blank Shelf** • Blank shelf	16-1/2 x 16-3/8 x 3/4"	ATAC/1817BS	□□			4.0#
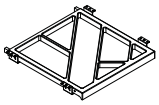 ATAC	**Pencil Drawer Kit** • Retrofit kit to add the pull-out pencil drawer • Black finish only	13-3/8 x 13-3/4 x 1-3/16"	ATAC/BTPENDR				2.0#
			Ⓐ	Ⓑ	Ⓒ	Ⓓ	

HOW TO ORDER

Indicate the following information on order form:

1. Quantity of each item.
2. Model number, including options. See "How To Build a Model Number".
3. Any special service required.

Note:
- The □ indicates that a choice is required.
- The absence of the □ indicates that no choice is required.
- Alpha-numeric characters in place of □ indicate that no other alternatives are available.

HOW TO BUILD A MODEL NUMBER

Ⓐ Select basic model/edge style.

74P - 3/4" laminate top w/74P edge band

Ⓑ Select unit color.
Refer to color addendum at ki.com or KI Fabrics & Finishes binder.

Ⓒ Select surface finish.
Refer to color addendum at ki.com or KI Fabrics & Finishes binder.
Surface finish offerings are based on edge style selections.

Ⓓ Select edge color.
Refer to color addendum at ki.com or KI Fabrics & Finishes binder.
Edge color offerings are based on edge style selections.

All Terrain® Binder Towers

Accessories

Delivered Pricing
$ 186
$ 64
$ 136

SPECIAL SERVICES

Special Carton Marking

With specially marked information N/C

Shipping

Shipped **assembled freight prepaid f.o.b. Pembroke, Ontario K8A 0E1** factory. Freight class #70.

Specifications and prices are subject to change without prior notice.

All Terrain® Binder Towers

Accessories

	MODEL	Features	H	MODEL NUMBER Basic Model	MODEL NUMBER Unit Color	Approx. Packaged Weight
ATAC	**Landing Pad Post Kit** • Landing pad post kit for Binder Towers		3-7/8"	ATAC/LPPK4	□□	0.5#
ATAC	**Touch-Up Paint - Steel** • One-ounce brush application touch-up paint for painted steel			ATAC/97003	□□	1.5#
HRDPT	**Double Bit Keys**	Master Key		2.KP20550		0.2#
		Extractor Key		2.KP20551		0.2#
		Key Blank		2.KP20552		0.2#
		Cut Key		2.KP20557		0.2#
				Ⓐ	Ⓑ	

HOW TO ORDER

Indicate the following information on order form:
1. Quantity of each item.
2. Model number, including options. See "How To Build a Model Number".
3. Any special service required.

Note: • The □ indicates that a choice is required.
• The absence of the □ indicates that no choice is required.
• Alpha-numeric characters in place of □ indicate that no other alternatives are available.

HOW TO BUILD A MODEL NUMBER

Ⓐ Select basic model.

Ⓑ Select unit color.
Refer to color addendum at ki.com or KI Fabrics & Finishes binder.

All Terrain® Binder Towers

Accessories

Delivered Pricing
$ 55
$ 39
$ 10
10
3
5

SPECIAL SERVICES

Special Carton Marking

With specially marked information N/C

Shipping

Shipped **assembled freight prepaid f.o.b. Pembroke, Ontario K8A 0E1** factory. Freight class #70.

Specifications and prices are subject to change without prior notice.

All Terrain® Low Height Storage

General Information

LOW HEIGHT STORAGE

General Information
All Terrain® low height storage units are available in sizes and drawer combinations to suit personal or group storage requirements. They are sized to tuck under worksurfaces or, with a landing pad option, to provide supplemental worksurfaces.

Base Options
Base options for low height storage units include exposed 75mm (3”) wheeled casters or glides or a combination. With the combined caster/glide option, units can be positioned flush to walls/panels while still providing a more static look and function.

Height
All Terrain® low height storage unit height is determined by the drawer configuration and top style. For units with steel tops, there are two unit heights of 26-3/4” and 29-3/16” (will not fit under a 29” high worksurface). An optional direct-mounted top adds 3/4” to these heights. Optional landing pad tops on the shorter box size increases the unit height to 29” (to match the worksurface height). An optional landing pad top on the largest box size increases unit height to 34-13/32”.

Depth and Width
All All Terrain® low height storage units are 21-5/8” deep, and are available in two standard widths of 24” and 30”.

Basic Shell
All Terrain® low height storage unit shell is constructed of components consisting of top, wrapper (sides and back), front and back interior uprights, and bottom reinforcements. The unit shell is spot-welded and MIG welded together.

The wrapper is formed 20-gauge C.R.S. The wrapper is formed with 3/4” flanges along the two vertical sides. An additional flange is formed inward for additional strength and accepts the upright interior side panels. The upper edges are offset-formed to accept the 1-1/8” top flange. The bottom edges are formed with a 3/4” flange to accept the uprights and bottom.

The bottom reinforcement is formed 20-gauge C.R.S. with 3/4” flanges on two sides. Two bottom 20-gauge reinforcements are welded inward along the front and back of the bottom of the unit shell. The bottom reinforcements are made with eight 1/4” - 20 threaded weldnuts that accept plate-mount or outrigger-mount casters.

The interior uprights are made from formed 20-gauge C.R.S. They are welded on each side of the unit at the front and back. The rear edge has 3/4” flange for strength. The front upright assembly is a spot-welded boxframe design, in which both front upright members are securely welded to the top reinforcement and the bottom reinforcement to provide a strong, square frame. Each corner or joint has a unique bracing design punched from the parent material. This design provides for a double thickness at each corner for maximum strength.

Drawer
Drawers are available in 10-1/2” (compact file) and 12” (file) heights. Fronts are screw mounted to the drawer body.

The drawer back is formed from 22-gauge pre-painted C.R.S. with a 30° form along the top edge and is mechanically clenched to the body.

Each file drawer has a Z-shaped component welded to the front liner to function as a support for one end of the hanging folders. The other end of the hanging folder is supported by locating the full-height divider in the appropriate slots.

The drawer body is formed from 22-gauge pre-painted steel. The upper edges are formed to provide a smooth edge as well as providing full-length reinforcements. The box and file drawers are designed with four rows of slots to accept adjustable dividers. The drawer body is sized to allow for hanging of legal-size hanging file folders and fitting of legal-size All Terrain® soft bins by the use of dividers. The file drawer size allows for hanging of letter-size hanging file folders and All Terrain® hard bins and fitting of All Terrain® letter-size soft bins. A second set of punched holes allows mounting of the divider for hanging A4-size hanging file folders.

Drawer Suspension
The file drawers operate on a three-piece suspension assembly. The roll-formed precision sections operate on hardened steel ball bearings. The suspension has a hold-in or retaining device to hold the drawer in a closed position.

Counterbalance
A counterbalance weight is installed in low height storage units to assure stability when the drawers are extended.

Interlock
All Terrain® low height storage unit drawers are equipped with a unique patented interlock safety system, which permits only one drawer to be opened at a time. The system is designed to reduce the risk of a standalone unit tipping over. To minimize possible damage to the interlock system, activating cams restage. If during servicing or installing more than one opening is extended, these openings can be closed without damage to the interlock components.

Door Front/Pull Style

S1
Steel Door
Plastic Pull

S2, S3, S4
Steel Door
Bow Tie Pull

Metric Pull

L2, L3, L4
Laminate Door
Bow Tie Pull

Metric Pull

PR, PL
Acrylic Door

All Terrain® Low Height Storage

General Information

Low Height Storage Drawers Inside Drawer Dimensions	24" W Lateral			30" W Lateral		
	W	D	H	W	D	H
$10^{1}/_{2}$" File	$20^{3}/_{4}$"	$19^{21}/_{32}$"	$9^{29}/_{32}$"	$26^{3}/_{4}$"	$19^{21}/_{32}$"	$9^{29}/_{32}$"
12" File	$20^{3}/_{4}$"	$19^{21}/_{32}$"	$11^{1}/_{2}$"	$26^{3}/_{4}$"	$19^{21}/_{32}$"	$11^{7}/_{16}$"

Note: Hard bins will not fit in $10^{1}/_{2}$" file drawers.

Lateral File Filing Configurations		24" W Lateral	30" W Lateral
Letter	side-to-side	• $20^{3}/_{4}$ lineal inch capacity • Holds three $6^{1}/_{2}$" soft bins • Holds four 5" soft or hard bins plus one letter- or legal-sized bin	• $26^{3}/_{4}$ lineal inch capacity • Holds four $6^{1}/_{2}$" soft bins • Holds five 5" soft bins plus two letter-sized bins of any size
Letter	front-to-back	Not recommended	• Requires two sets of ATAC/FBK • $38^{1}/_{2}$" lineal inch capacity with "k" bar • Holds six $6^{1}/_{2}$" soft bins • Holds eight 5" soft bins
Legal	side-to-side	• $20^{3}/_{4}$ lineal inch capacity • Holds six $6^{1}/_{2}$" soft bins • Holds eight 5" soft or hard bins	• $26^{3}/_{4}$ lineal inch capacity • Bins will not fit behind legal files
Legal	front-to-back	Not recommended	Not recommended

All Terrain® Low Height Storage

File/File (Compact)

	MODEL	W x D x H	MODEL NUMBER							
			Basic Model/ Edge Style	Front Pull Style	Base	Unit Color	Surface Finish	Edge Color	Front Surface Finish	Lock Option
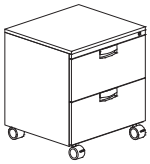 ASLH	**Steel Top** • Steel top • Two 10-1/2" file drawers with hanging folder partition (will not accept molded hard bins)	24 x 21-5/8 x 26-3/4"	ASLH2422YY	□□	□□□	□□			□□□	□□
		30 x 21-5/8 x 26-3/4"	ASLH3022YY	□□	□□□	□□			□□□	□□
ASLH	**Bowed Front Top** • 3/4" bowed front top • Two 10-1/2" file drawers with hanging folder partition (will not accept molded hard bins)	24 x 21-5/8 x 27-1/2"	ASLH2422YYT-74P	□□	□□□	□□	□□□	□□□	□□□	□□
		30 x 21-5/8 x 27-1/2"	ASLH3022YYT-74P	□□	□□□	□□	□□□	□□□	□□□	□□
ASLH	**Landing Pad - Bowed Front** • 3/4" landing pad, bowed front, creates space of 1-9/32" • Two 10-1/2" file drawers with hanging folder partition (will not accept molded hard bins)	24 x 21-5/8 x 29"	ASLH2422YYL-74P	□□	□□□	□□	□□□	□□□	□□□	□□
		30 x 21-5/8 x 29"	ASLH3022YYL-74P	□□	□□□	□□	□□□	□□□	□□□	□□
			Ⓐ	Ⓑ	Ⓒ	Ⓓ	Ⓔ	Ⓕ	Ⓖ	Ⓗ

HOW TO ORDER

Indicate the following information on order form:
1. Quantity of each item.
2. Model number, including options. See "How To Build a Model Number".
3. Any special service required.

Note:
- The □ indicates that a choice is required.
- The absence of the □ indicates that no choice is required.
- Alpha-numeric characters in place of □ indicate that no other alternatives are available.

HOW TO BUILD A MODEL NUMBER

Ⓐ Select basic model/edge style.

74P	- 3/4" laminate top w/74P edge band

Ⓑ Select front/pull style.

S1	- Steel/inset plastic pull
S2	- Steel/aluminum metric
S3	- Steel/aluminum bow tie
S4	- Steel/nickel bow tie
L2	- Laminate/aluminum metric
L3	- Laminate/aluminum bow tie
L4	- Laminate/nickel bow tie

Ⓒ Select base style.

4CW	- 4 bl/wh casters (2 locking)
4GB	- 4 bl/wh glides
4MW	- 2 casters bl/wh, 2 glides bl/wh

Ⓓ Select unit color.
Refer to color addendum at ki.com or KI Fabrics & Finishes binder.

Ⓔ Select surface finish.
Refer to color addendum at ki.com or KI Fabrics & Finishes binder.
Surface finish offerings are based on edge style selections.

Ⓕ Select edge color.
Refer to color addendum at ki.com or KI Fabrics & Finishes binder.
Edge color offerings are based on edge style selections.

Ⓖ Select front surface finish.
Refer to color addendum at ki.com or KI Fabrics & Finishes binder.

Ⓗ Select lock optiion

KA	- Key alike
KS	- Key standard
NLC	- No lock core

FINISH INFORMATION

Additional Laminate Offering

Additional laminates beyond KI standard offering, are available with two weeks extended leadtime. To specify additional laminates, use these designators followed by the supplier's color/pattern code:

Formica - LF/supplier's color pattern code
Nevamar - LN/supplier's color pattern code
Wilsonart - LW/supplier's color pattern code

KI's standard finish is the supplier's recommended finish for that color/pattern. Note: Nonstandard laminates from these suppliers (example: textured laminates), require an upcharge and additional leadtime. Contact KI.

All Terrain® Low Height Storage

File/File (Compact)

Approx. Packaged Weight	S1 Steel Front Plastic Pull	S2, S3 & S4 Steel Front Bow Tie or Metric Pull	L2, L3 & L4 Laminate Front Bow Tie or Metric Pull
139.0#	$ 1085	$ 1125	$ 1265
151.0#	1154	1195	1368
151.0#	$ 1262	$ 1302	$ 1447
167.0#	1350	1392	1564
152.0#	$ 1341	$ 1382	$ 1524
167.0#	1434	1474	1643

SPECIAL SERVICES

Special Carton Marking

With specially marked information N/C

Shipping

Shipped **assembled freight prepaid f.o.b. Pembroke, Ontario K8A 0E1** factory. Freight class #100.

Specifications and prices are subject to change without prior notice.

All Terrain® Low Height Storage

File/File

	W x D x H	MODEL NUMBER Basic Model/ Edge Style	Front Pull Style	Base	Unit Color	Surface Finish	Edge Color	Front Surface Finish	Lock Option	Approx. Packaged Weight
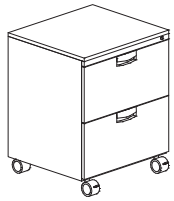 ASLH **Steel Top** • Steel top • Two 12" file drawers with hanging folder partition	24 x 21-5/8 x 29-13/16"	ASLH2422FF	□□	□□□	□□	□□□			□□	142.0#
	30 x 21-5/8 x 29-13/16"	ASLH3022FF	□□	□□□	□□	□□□			□□	154.0#
 ASLH **Bowed Front Top** • 3/4" bowed front top • Two 12" file drawers with hanging folder partition	24 x 21-5/8 x 30-9/16"	ASLH2422FFT-74P	□□	□□□	□□	□□□	□□□	□□□	□□	156.0#
	30 x 21-5/8 x 30-9/16"	ASLH3022FFT-74P	□□	□□□	□□	□□□	□□□	□□□	□□	170.0#
		Ⓐ	Ⓑ	Ⓒ	Ⓓ	Ⓔ	Ⓕ	Ⓖ	Ⓗ	

HOW TO ORDER

Indicate the following information on order form:
1. Quantity of each item.
2. Model number, including options. See "How To Build a Model Number".
3. Any special service required.

Note: • The □ indicates that a choice is required.
• The absence of the □ indicates that no choice is required.
• Alpha-numeric characters in place of □ indicate that no other alternatives are available.

HOW TO BUILD A MODEL NUMBER

Ⓐ Select basic model/edge style.

74P	- 3/4" laminate top w/74P edge band

Ⓑ Select front/pull style.

S1	- Steel/inset plastic pull
S2	- Steel/aluminum metric
S3	- Steel/aluminum bow tie
S4	- Steel/nickel bow tie
L2	- Laminate/aluminum metric
L3	- Laminate/aluminum bow tie
L4	- Laminate/nickel bow tie

Ⓒ Select base style.

4CW	- 4 bl/wh casters (2 locking)
4GB	- 4 bl/wh glides
4MW	- 2 casters bl/wh, 2 glides bl/wh

Ⓓ Select unit color.
Refer to color addendum at ki.com or KI Fabrics & Finishes binder.

Ⓔ Select surface finish.
Refer to color addendum at ki.com or KI Fabrics & Finishes binder.
Surface finish offerings are based on edge style selections.

Ⓕ Select edge color.
Refer to color addendum at ki.com or KI Fabrics & Finishes binder.
Edge color offerings are based on edge style selections.

Ⓖ Select front surface finish.
Refer to color addendum at ki.com or KI Fabrics & Finishes binder.

Ⓗ Select lock optiion

KA	- Key alike
KS	- Key standard
NLC	- No lock core

FINISH INFORMATION

Additional Laminate Offering

Additional laminates beyond KI standard offering, are available with two weeks extended leadtime. To specify additional laminates, use these designators followed by the supplier's color/pattern code:

Formica - LF/supplier's color pattern code
Nevamar - LN/supplier's color pattern code
Wilsonart - LW/supplier's color pattern code

KI's standard finish is the supplier's recommended finish for that color/pattern. Note: Nonstandard laminates from these suppliers (example: textured laminates), require an upcharge and additional leadtime. Contact KI.

All Terrain® Low Height Storage

File/File

S1 Steel Front Plastic Pull	S2, S3 & S4 Steel Front Bow Tie or Metric Pull	L2, L3 & L4 Laminate Front Bow Tie or Metric Pull
$ 1107	$ 1244	$ 1303
1184	1226	1449
$ 1285	$ 1326	$ 1484
1385	1426	1648

SPECIAL SERVICES

Special Carton Marking

With specially marked information N/C

Shipping

Shipped **assembled freight prepaid f.o.b. Pembroke, Ontario K8A 0E1** factory. Freight class #70.

Specifications and prices are subject to change without prior notice.

All Terrain® Low Height Storage

File/File

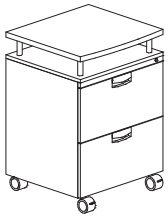

ASLH

Landing Pad - Bowed Front

- 3/4" landing pad, bowed front, creates space of 3-7/8"
- Two 12" file drawers with hanging folder partition

	MODEL NUMBER								
W x D x H	Basic Model/ Edge Style	Front Pull Style	Base	Unit Color	Surface Finish	Edge Color	Front Surface Finish	Lock Option	Approx. Packaged Weight
24 x 21-5/8 x 34-13/32"	ASLH2422FFL-74P	□□	□□□	□□	□□□	□□□	□□□	□□	156.0#
30 x 21-5/8 x 34-13/32"	ASLH3022FFL-74P	□□	□□□	□□	□□□	□□□	□□□	□□	171.0#
	Ⓐ	Ⓑ	Ⓒ	Ⓓ	Ⓔ	Ⓕ	Ⓖ	Ⓗ	

HOW TO ORDER

Indicate the following information on order form:
1. Quantity of each item.
2. Model number, including options. See "How To Build a Model Number".
3. Any special service required.

Note:
- The □ indicates that a choice is required.
- The absence of the □ indicates that no choice is required.
- Alpha-numeric characters in place of □ indicate that no other alternatives are available.

HOW TO BUILD A MODEL NUMBER

Ⓐ Select basic model/edge style.

74P	- 3/4" laminate top w/74P edge band

Ⓑ Select front/pull style.

S1	- Steel/inset plastic pull
S2	- Steel/aluminum metric
S3	- Steel/aluminum bow tie
S4	- Steel/nickel bow tie
L2	- Laminate/aluminum metric
L3	- Laminate/aluminum bow tie
L4	- Laminate/nickel bow tie

Ⓒ Select base style.

4CW	- 4 bl/wh casters (2 locking)
4GB	- 4 bl/wh glides
4MW	- 2 casters bl/wh, 2 glides bl/wh

Ⓓ Select unit color.
Refer to color addendum at ki.com or KI Fabrics & Finishes binder.

Ⓔ Select surface finish.
Refer to color addendum at ki.com or KI Fabrics & Finishes binder.
Surface finish offerings are based on edge style selections.

Ⓕ Select edge color.
Refer to color addendum at ki.com or KI Fabrics & Finishes binder.
Edge color offerings are based on edge style selections.

Ⓖ Select front surface finish.
Refer to color addendum at ki.com or KI Fabrics & Finishes binder.

Ⓗ Select lock optiion

KA	- Key alike
KS	- Key standard
NLC	- No lock core

FINISH INFORMATION

Additional Laminate Offering

Additional laminates beyond KI standard offering, are available with two weeks extended leadtime. To specify additional laminates, use these designators followed by the supplier's color/pattern code:

Formica - LF/supplier's color pattern code
Nevamar - LN/supplier's color pattern code
Wilsonart - LW/supplier's color pattern code

KI's standard finish is the supplier's recommended finish for that color/pattern. Note: Nonstandard laminates from these suppliers (example: textured laminates), require an upcharge and additional leadtime.
Contact KI.

All Terrain® Low Height Storage

File/File

S1 Steel Front Plastic Pull	S2, S3 & S4 Steel Front Bow Tie or Metric Pull	L2, L3 & L4 Laminate Front Bow Tie or Metric Pull
$ 1368	$ 1403	$ 1564
1464	1506	1728

SPECIAL SERVICES

Special Carton Marking

With specially marked information N/C

Shipping

Shipped **assembled freight prepaid f.o.b. Pembroke, Ontario K8A 0E1** factory.
Freight class #70.

Specifications and prices are subject to change without prior notice.

All Terrain® Low Height Storage

Accessories

	MODEL	Features	W x D x H	MODEL NUMBER Basic Model	MODEL NUMBER Unit Color	Approx. Packaged Weight
HRDPT	**3" Casters - Locking** • One caster with twin 2-15/16" diameter wheels		3-3/8"	2.KP80493		1.0#
HRDPT	**3" Casters - Non-Locking** • One caster with twin 2-15/16" diameter wheels		3-3/8"	2.KP80413		1.0#
HRDPT	**Glides** • Same height as casters • Provides 1/2" height adjustment		3-3/8"	2.KP103000BLWH		1.0#
ATAC	**Caster Mount Kit - Inset** • Inset caster mount kit • Casters not included			ATAC/4I		1.5#
ATAC	**Caster Mount Kit - Outrigger** • Outrigger caster mount kit • Casters not included • Not to be used on pedestals			ATAC/T4R	□□	2.0#
				Ⓐ	Ⓑ	

HOW TO ORDER

Indicate the following information on order form:

1. Quantity of each item.
2. Model number, including options. See "How To Build a Model Number".
3. Any special service required.

Note:
- The □ indicates that a choice is required.
- The absence of the □ indicates that no choice is required.
- Alpha-numeric characters in place of □ indicate that no other alternatives are available.

HOW TO BUILD A MODEL NUMBER

Ⓐ Select basic model.

Ⓑ Select unit color.
Refer to color addendum at ki.com or KI Fabrics & Finishes binder.

All Terrain® Low Height Storage

Accessories

Delivered Pricing
$ 34
$ 31
$ 33
$ 56
$ 122

SPECIAL SERVICES

Special Carton Marking

With specially marked information N/C

Shipping

Shipped **assembled freight prepaid f.o.b. Pembroke, Ontario K8A 0E1** factory. Freight class #70.

Specifications and prices are subject to change without prior notice.

All Terrain® Low Height Storage

Accessories

	MODEL	Features	W x D x H	MODEL NUMBER Basic Model	MODEL NUMBER Unit Color	Approx. Packaged Weight
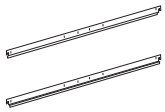 ATAC	**Type A Folder Bar** • Files one row legal or letter, side-to-side • Black finish only		24"	ATAC/24FBA		1.0#
			21"	ATAC/30FBA		3.0#
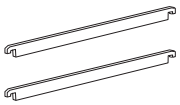 ATAC	**Type K Folder Bar** • Converts side-to-side filing to front-to-back filing • One set (two bars) required per row of filing • Legal or letter • Black finish only		20.313"	ATAC/TFBK		5.0#
ATAC	**Touch-Up Paint - Steel** • One-ounce brush application touch-up paint for painted steel			ATAC/97003	□□	1.5#
HRDPT	**Double Bit Keys**	Master Key		2.KP20550		0.2#
		Extractor Key		2.KP20551		0.2#
		Key Blank		2.KP20552		0.2#
		Cut Key		2.KP20557		0.2#
				Ⓐ	Ⓑ	

HOW TO ORDER

Indicate the following information on order form:
1. Quantity of each item.
2. Model number, including options. See "How To Build a Model Number".
3. Any special service required.

Note: • The □ indicates that a choice is required.
• The absence of the □ indicates that no choice is required.
• Alpha-numeric characters in place of □ indicate that no other alternatives are available.

HOW TO BUILD A MODEL NUMBER

Ⓐ Select basic model.

Ⓑ Select unit color.
Refer to color addendum at ki.com or KI Fabrics & Finishes binder.

All Terrain® Low Height Storage

Accessories

Delivered Pricing
$ 39
39
$ 39
$ 39
$ 10
10
3
5

SPECIAL SERVICES

Special Carton Marking

With specially marked information N/C

Shipping

Shipped **assembled freight prepaid f.o.b. Pembroke, Ontario K8A 0E1** factory. Freight class #70.

Specifications and prices are subject to change without prior notice.

All Terrain® Low Height Storage

Accessories

	MODEL	Features	W x D x H	MODEL NUMBER: Basic Model/ Edge Style	Unit Color	Surface Finish	Edge Color
ATAC	**Landing Pad Retrofit Kit** • ATAC/LPPK2 model number intended for 26-1/4" high units • ATAC/LPPK4 model number intended for 29-13/16" high units		1-9/32"	ATAC/LPPK2	□□		
			3-7/8"	ATAC/LPPK4	□□		
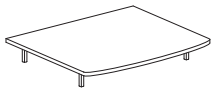 ATAC	**Landing Pad Kit**	For 24" W x 26-1/4" H units	24 x 22-3/8 x 2-1/32"	ATAC/2422LP2-74P	□□	□□□	□□□
		For 24" W x 29-13/16" H units	24 x 22-3/8 x 4-5/8"	ATAC/2422LP4-74P	□□	□□□	□□□
		For 24" W x 23-11/16" H units	24 x 22-3/8 x 5-7/32"	ATAC/2422LP5-74P	□□	□□□	□□□
		For 30" W x 26-1/4" H units	30 x 22-3/8 x 2-1/32"	ATAC/3022LP2-74P	□□	□□□	□□□
		For 30" W x 29-13/16" H units	30 x 22-3/8 x 4-5/8"	ATAC/3022LP4-74P	□□	□□□	□□□
		For 30" W x 23-11/16" H units	30 x 22-3/8 x 5-7/32"	ATAC/3022LP5-74P	□□	□□□	□□□
ATAC	**Attached Top**	For 24" units	24 x 22-3/8 x 3/4"	ATAC/2422T-74P		□□□	□□□
		For 30" units	30 x 22-3/8 x 3/4"	ATAC/3022T-74P		□□□	□□□
				Ⓐ	Ⓑ	Ⓒ	Ⓓ

HOW TO ORDER

Indicate the following information on order form:
1. Quantity of each item.
2. Model number, including options. See "How To Build a Model Number".
3. Any special service required.

Note: • The □ indicates that a choice is required.
• The absence of the □ indicates that no choice is required.
• Alpha-numeric characters in place of □ indicate that no other alternatives are available.

HOW TO BUILD A MODEL NUMBER

Ⓐ Select basic model/edge style.
74P -3/4" laminate top w/74P edge band

Ⓑ Select unit color.
Refer to color addendum at ki.com or KI Fabrics & Finishes binder.

Ⓒ Select surface finish.
Refer to color addendum at ki.com or KI Fabrics & Finishes binder.
Surface finish offerings are based on edge style selections.

Ⓓ Select edge color.
Refer to color addendum at ki.com or KI Fabrics & Finishes binder.
Edge color offerings are based on edge style selectinos.

FINISH INFORMATION

Additional Laminate Offering

Additional laminates beyond KI standard offering, are available with two weeks extended leadtime. To specify additional laminates, use these designators followed by the supplier's color/pattern code:

Formica - LF/supplier's color pattern code
Nevamar - LN/supplier's color pattern code
Wilsonart - LW/supplier's color pattern code

KI's standard finish is the supplier's recommended finish for that color/pattern. Note: Nonstandard laminates from these suppliers (example: textured laminates), require an upcharge and additional leadtime.
Contact KI.

All Terrain® Low Height Storage

Accessories

Approx. Packaged Weight	Delivered Pricing
0.5#	$ 55
0.5#	55
13.0#	$ 164
13.0#	164
13.0#	229
15.0#	143
15.0#	143
15.0#	278
12.0#	$ 234
15.0#	278

SPECIAL SERVICES

Special Carton Marking

With specially marked information N/C

Shipping

Shipped **assembled freight prepaid f.o.b. Pembroke, Ontario K8A 0E1** factory. Freight class #70.

Specifications and prices are subject to change without prior notice.

All Terrain® Storage Towers

General Information

STORAGE TOWERS

General Information

See All Terrain® General Storage Specifications located within this price book for specification information common to all All Terrain® storage products.

All Terrain® storage towers are available in sizes for drawer and other module type combinations to suit any personal, shared, or group storage requirement. Storage tower configurations range in heights from standing height 39"to tall 66" height. They are always 24" deep to stand next to worksurfaces without wasting the space behind. Storage towers come in 24" and 30" widths.

All Terrain® storage towers are modular in construction. In this way, a vast number of different configurations are available to perfectly suit users' needs. Modules are bolted together in the factory to provide a fully assembled configured unit.

All All Terrain® storage towers are built upon a base module and a drawer module. Other modules may be bolted above or beside the drawer module. There is always a top module bolted to the top of the tower. The types of modules that can be bolted above the drawer module are: bookcase modules (open to the side of the tower), cupboard modules (front facing with cupboard doors), and binder drawer modules (roll-out drawers with side access for binders or bins). Modules are bolted together using #10 bolts, nuts and sheet metal screws.

Base module options include a heavy-duty base that includes exposed large wheeled caster or a box (plinth) base that includes concealed leveling glides.

Top modules include choice of a 3/4" steel or laminate top. Also available for 39" and 44" towers are landing pad tops.

All modules include a lock, except for bookcase modules. Units with multiple locks are keyed.

Bin Hanging Slot

Binder drawer, cupboard, and drawer modules include a bin or tool rail accessory hanging slot on their exposed sides. These 12-1/4" wide slots are punched into the module side 4" below the top of the module.

The slot is finished with a KI Translucent RPVC extrusion to allow for the hanging of All Terrain® hard bins or tool rail accessories.

Laminate Fronts

When laminate fronts are specified on storage towers, the laminate is applied to drawer fronts, cupboard doors and tie bars. Base modules, steel top modules (if specified) and tower sides and back are all painted. For storage towers with bookcase modules, a laminate front option is only available upon special request.

Storage Tower Sizes:

DEPTHS
All All Terrain® storage towers are 24" deep. Optional outriggers add 3-23/32" to the overall width and depth. Optional protruding pulls add 1-1/8" to the depth.

WIDTHS
Storage towers come in 24" and 30" widths. Optional caster or glide outriggers add 3-23/32" to the overall width and depth.

HEIGHTS
Available storage tower heights: Heights with tops at a standing height are 39" (39-3/4" actual), and 44" (44-11/32" actual). Other heights: 48" (48-15/16" actual), 54" (55-1/16" actual), and 66" (67-5/16" actual).

Storage Tower Modules - Module Construction

All storage tower modules consist of a wrapper and reinforcement channels. Some modules also include flush liners.

Wrapper

All storage tower modules have a 20-gauge steel wrapper with 1" flanges on top and bottom edges for bolting together the modules. Wardrobe modules have an L-shaped wrapper that bolts to the top, bottom and side of adjacent modules. The back edge of the wrapper includes a 1" flange for bolting to the side of adjacent modules. All modules have a 3/4" channel formed in the front edge providing a seamless rigid form.

Reinforcements

All storage tower modules have 18-gauge top hat channel reinforcement channels providing strength, rigidity and, where applicable, a firm structure for attachment of drawer slides. Drawer modules (including binder drawer modules) include two sets of reinforcement channels welded to the sides of the wrapper. Each channel set is constructed by welding three sections of channel into a U-shaped structure. This structural channel set is welded to the rapper with the bottom of the U-shaped section forming reinforcement across the top of the module. Bookcase and cupboard modules include two pairs of reinforcement channels welded across the top and bottom of the wrapper. Wardrobe modules have a pair of reinforcement channels across the top of the module. Additionally, there is a front flush filler welded to the front edge of the wrapper.

Liners

Bookcase and cupboard modules include liners. Bookcase modules include 20-gauge flush liners welded to the wrapper along the bottom and sides. The sideliners provide a rigid box structure as well as providing shelving slots on 1/2" centers. 22-gauge top liners are screwed in place to finish bookcase. A 20-gauge top front filler finishes the top front of the cupboard modules and provides a secure point for locking.

Drawer Modules

All All Terrain® storage towers consist of a base module bolted to a drawer module. Drawer modules come in widths of 30" (30" wide towers only), 24" and 15" wide (24" wide towers with a wardrobe). All drawer modules have a 1-1/2" high lock bar above the set of drawers and usually have fullwidth drawers.

30" wide drawer modules can contain two vertical rows of 15" wide drawers. In this configuration there are two independent locks in the full-width lock bar (one for each row of drawers). This is particularly useful for allowing a single unit to be shared by individuals.

The height of the drawer modules is dictated by the number and height of the drawers. All Terrain® storage tower drawers pull out toward the front of the unit. Drawer heights available are: 3" (pencil), 4-1/2" (box), 6" (box), 7-1/2" (box), 1-1/2" (file), and 12" (file) heights. Smaller drawers are always above larger drawers.

Binder Drawer Module

Binder drawer modules are 15" wide. They contain a single drawer with independent lock. One side of the drawer body is full height while the other has a drawer pan height of 4-1/2". This provides side access for convenient storage of books, binders and/or letter-sized bins. Binder drawers are not intended for file storage. (Use bins to efficiently store files.) Binder drawer modules are always positioned directly above a drawer module and next to either a bookcase, cupboard or wardrobe module.

Sizes

Height: 13.781", 15.31", 16.84"
Width: 15"
Depth: 24"

Drawer Suspension

All All Terrain® storage tower drawers operate on a three-piece suspension assembly. The roll-formed precision sections operate on hardened steel ball bearings. The suspension has a hold-in or retaining device to hold the drawer in a closed position. Slides are a decorative black finish.

Interlock

All drawers (except 3" pencil drawers) are equipped with a unique patented interlock safety system, which permits only one drawer to be opened at a time. The system is designed to reduce the risk of a stand-alone unit tipping over. Modules with side-by-side drawers have two independent interlock systems that allow unimpeded drawer access in shared tower situations. To minimize possible damage to the interlock system, activating cams restage. If during servicing or installing more than one opening is extended, these openings can be closed without damage to the interlock components

Bookcase Modules

Bookcase modules always face the side of the tower. When facing this module from the tower side, the module measures 24" wide and 15" deep. Bookcase modules are perfect for storing books, binders, bins or other items that are frequently accessed. Clutter remains unseen since the opening faces the side. Bookcase modules are always mounted above a drawer module. When configured with a 26" or 29-3/32" lower drawer module, the bookcase height is slightly above a typical worksurface height. This makes the unit ideal for positioning at the end of a worksurface.

Sizes

Height: 13.781", 15.31", 16.84", 19.906", 21.438", 22.969", 35.219"
Width: 24"
Depth: 15"

Cupboard Modules

Cupboard modules are always front facing with one or more doors. They are always 24" deep. They may span the width of the unit or may be configured next to bookcase, binder drawer, or wardrobe modules.

Sizes

Height: 13.781", 15.31", 16.84", 19.906", 21.438", 22.969", 35.219"
Width: 9", 15", 21", 24", 30"
Depth: 24"

Shelf and Supports

The shelves for both bookcase and cupboard modules are formed from 20-gauge C.R.S. with 3/4" flanges front and back. The front and back faces have an additional flange formed inward 3/4" and another small flange formed upwards to provide additional strength. The shelf support is formed from 20-gauge steel and supports the shelf along the full length of the left and right sides of the shelf. The shelves move up and down the interior of the bookcases and cupboards in 1/2" increments.

Wardrobe Modules

Wardrobe modules are 9" wide and include coat hanger hooks at the top. Wardrobe modules are bolted to the base of the unit and to the side of two or more modules.

Sizes

Height: 41.34", 43.25", 44.41", 49.25", 61.25"
Width: 9"
Depth: 24"

Door Front/Pull Style

S1
Steel Door
Plastic Pull

S2, S3, S4
Steel Door
Bow Tie Pull

Metric Pull

L2, L3, L4
Laminate Door
Bow Tie Pull

Metric Pull

PR, PL
Acrylic Door

All Terrain® Storage Towers

General Information

Storage Tower Drawers Inside Drawer Dimensions	Binder Drawers 12 1/2" W			15" W		
	W	D	H	W	D	H
3" Pencil	N/A	N/A	N/A	12 1/8"	19 5/16"	2 1/4"
4 1/2" Box	N/A	N/A	N/A	N/A	N/A	N/A
6" Box	N/A	N/A	N/A	12 1/8"	19 5/16"	5 5/16"
7 1/2" Box	N/A	N/A	N/A	12 1/8"	19 5/16"	6 27/32"
10 1/2" File	N/A	N/A	N/A	12 1/8"	19 5/16"	9 29/32"
12" File	N/A	N/A	N/A	12 1/8"	19 5/16"	11 7/16"
13" Binder	12 1/8"	19 5/16"	12 31/32"	N/A	N/A	N/A
15" Binder	12 1/8"	19 5/16"	14 1/2"	N/A	N/A	N/A
16" Binder	12 1/8"	19 5/16"	16 1/32"	N/A	N/A	N/A

Note: Hard bins will not fit in 10 1/2" file drawers.

Lateral File Filing Configurations		Binder Drawers 12 1/8" W	15" W
Letter	side-to-side	Binder drawers do not accommodate side-to-side filing.	Not recommended
Letter	front-to-back	• 19 3/4 lineal inch capacity • Holds three 6 1/2" soft bins • Holds four 5" soft or hard bins	• Front-to-back filing recommended for 15" wide drawers • 19 1/4" lineal inch capacity • Holds three 6 1/2" soft bins • Holds four 5" soft or hard bins
Legal	side-to-side	Binder drawers do not accommodate legal-size files.	• 12 lineal inch capacity • Holds two legal-size bins
Legal	front-to-back	Binder drawers do not accommodate legal-size files.	15" wide drawers do not accommodate front-to-back legal-size filing.

All Terrain® Storage Towers

General Information

Storage Tower Drawers Inside Drawer Dimensions	24" W Lateral			30" W Lateral		
	W	D	H	W	D	H
3" Pencil	$21\frac{1}{8}$"	$19\frac{5}{16}$"	$2\frac{1}{4}$"	$27\frac{1}{8}$"	$19\frac{5}{16}$"	$2\frac{1}{4}$"
$4\frac{1}{2}$" Box	$20\frac{3}{4}$"	$19\frac{5}{16}$"	$3\frac{25}{32}$"	$26\frac{3}{4}$"	$19\frac{5}{16}$"	$3\frac{25}{32}$"
6" Box	$20\frac{3}{4}$"	$19\frac{21}{32}$"	$5\frac{5}{16}$"	$26\frac{3}{4}$"	$19\frac{21}{32}$"	$5\frac{5}{16}$"
$7\frac{1}{2}$" Box	$20\frac{3}{4}$"	$19\frac{21}{32}$"	$6\frac{27}{32}$"	$26\frac{3}{4}$"	$19\frac{21}{32}$"	$6\frac{27}{32}$"
$10\frac{1}{2}$" File	$20\frac{3}{4}$"	$19\frac{21}{32}$"	$9\frac{29}{32}$"	$26\frac{3}{4}$"	$19\frac{21}{32}$"	$9\frac{29}{32}$"
12" File	$20\frac{3}{4}$"	$19\frac{21}{32}$"	$11\frac{7}{16}$"	$26\frac{3}{4}$"	$19\frac{21}{32}$"	$11\frac{7}{16}$"
13" Binder	N/A	N/A	N/A	N/A	N/A	N/A
15" Binder	N/A	N/A	N/A	N/A	N/A	N/A
16" Binder	N/A	N/A	N/A	N/A	N/A	N/A

Note: Hard bins will not fit in $10\frac{1}{2}$" file drawers.

Lateral File Filing Configurations		24" W Lateral	30" W Lateral
Letter	side-to-side	• $20\frac{3}{4}$ lineal inch capacity • Holds three $6\frac{1}{2}$" soft bins • Holds four 5" soft or hard bins plus one letter- or legal-sized bin	• $26\frac{3}{4}$ lineal inch capacity • Holds four $6\frac{1}{2}$" soft bins • Holds five 5" soft bins plus two letter-sized bins of any size
			
Letter	front-to-back	Not recommended	• Requires two sets of ATAC/FBK • $38\frac{1}{2}$ lineal inch capacity with "k" bar • Holds six $6\frac{1}{2}$" soft bins • Holds eight 5" soft bins
			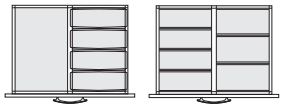
Legal	side-to-side	• $20\frac{3}{4}$ lineal inch capacity • Holds six $6\frac{1}{2}$" soft bins • Holds eight 5" soft or hard bins	• $26\frac{3}{4}$ lineal inch capacity • Bins will not fit behind legal files
			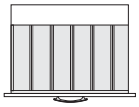
Legal	front-to-back	Not recommended	Not recommended

All Terrain® Storage Towers

39" Single Module Tower

	MODEL	W x D x H	MODEL NUMBER: Basic Model/ Edge Style	Front Pull Style	Base	Unit Color	Surface Finish	Edge Color	Front Surface Finish	Lock Option
AS39	**39" Unit** • One drawer lock • Three drawers - 30" wide by 10-1/2" high • Two accessory slots	30 x 24 x 39-3/4"	AT39301MM-NT	□□	□□□	□□	□□□			□□
		30 x 24 x 39-3/4"	AT39301MM-74P	□□	□□□	□□	□□□	□□□	□□□	□□
AS39	**39" Unit** • One drawer lock • One drawer - 30" wide by 7-1/2" high • Two drawers - 30" wide by 12" high • Two accessory slots	30 x 24 x 39-3/4"	AT39301MN-NT	□□	□□□	□□	□□□			□□
		30 x 24 x 39-3/4"	AT39301MN-74P	□□	□□□	□□	□□□	□□□	□□□	□□
AS39	**39" Unit** • Two drawer locks • Six drawers - 15" wide by 10-1/2" high • Two accessory slots	30 x 24 x 39-3/4"	AT39301M2M-NT	□□	□□□	□□	□□□			□□
		30 x 24 x 39-3/4"	AT39301M2M-74P	□□	□□□	□□	□□□	□□□	□□□	□□
AS39	**39" Unit** • Two drawer locks • Two drawers - 15" wide by 7-1/2" high • Four drawers - 15" wide by 12" high • Two accessory slots	30 x 24 x 39-3/4"	AT39301M2N-NT	□□	□□□	□□	□□□			□□
		30 x 24 x 39-3/4"	AT39301M2N-74P	□□	□□□	□□	□□□	□□□	□□□	□□
			Ⓐ	Ⓑ	Ⓒ	Ⓓ	Ⓔ	Ⓕ	Ⓖ	Ⓗ

HOW TO ORDER

Indicate the following information on order form:
1. Quantity of each item.
2. Model number, including options. See "How To Build a Model Number".
3. Any special service required.

Note:
- The □ indicates that a choice is required.
- The absence of the □ indicates that no choice is required.
- Alpha-numeric characters in place of □ indicate that no other alternatives are available.

HOW TO BUILD A MODEL NUMBER

Ⓐ Select basic model/edge style.

NT	- No optional top (steel)
74P	- 3/4" laminate top w/74P edge band

Ⓑ Select front/pull style.

S1	- Steel/inset plastic pull
S2	- Steel/aluminum metric
S3	- Steel/aluminum bow tie
S4	- Steel/nickel bow tie
L2	- Laminate/aluminum metric
L3	- Laminate/aluminum bow tie
L4	- Laminate/nickel bow tie

Ⓒ Select base style.

4CW	- 4 bl/wh casters (2 locking)
PLNT	- Traditional Plinth Base

Ⓓ Select unit color.
Refer to color addendum at ki.com or KI Fabrics & Finishes binder.

Ⓔ Select surface finish.
Refer to color addendum at ki.com or KI Fabrics & Finishes binder.
Surface finish offerings are based on edge style selections.

Ⓕ Select edge color.
Refer to color addendum at ki.com or KI Fabrics & Finishes binder.
Edge color offerings are based on edge style selections.

Ⓖ Select front surface finish.
Refer to color addendum at ki.com or KI Fabrics & Finishes binder.

Ⓗ Select lock optiion

KA	- Key alike
KS	- Key standard
NLC	- No lock core

FINISH INFORMATION

Additional Laminate Offering

Additional laminates beyond KI standard offering, are available with two weeks extended leadtime. To specify additional laminates, use these designators followed by the supplier's color/pattern code:

Formica - LF/supplier's color pattern code
Nevamar - LN/supplier's color pattern code
Wilsonart - LW/supplier's color pattern code

KI's standard finish is the supplier's recommended finish for that color/pattern. Note: Nonstandard laminates from these suppliers (example: textured laminates), require an upcharge and additional leadtime. Contact KI.

All Terrain® Storage Towers

39" Single Module Tower

Approx. Packaged Weight	S1 Steel Front Plastic Pull	S2, S3 & S4 Steel Front Bow Tie or Metric Pull	L2, L3 & L4 Laminate Front Bow Tie or Metric Pull
174.0#	$ 1682	$ 1742	$ 2000
174.0#	1817	1876	2134
176.0#	$ 1647	$ 1710	$ 2006
176.0#	1783	1846	2141
185.0#	$ 2100	$ 2223	$ 2664
185.0#	2234	2356	2796
192.0#	$ 2077	$ 2200	$ 2638
192.0#	2210	2335	2772

SPECIAL SERVICES

Special Carton Marking

With specially marked information N/C

Shipping

Shipped **assembled freight prepaid f.o.b. Pembroke, Ontario K8A 0E1** factory. Freight class #100.

Specifications and prices are subject to change without prior notice.

All Terrain® Storage Towers

39" Single Module Tower

	MODEL	W x D x H	MODEL NUMBER							
			Basic Model/ Edge Style	Front Pull Style	Base	Unit Color	Surface Finish	Edge Color	Front Surface Finish	Lock Option
AS39	**39" Unit** • One drawer lock • Three drawers - 24" wide by 10-1/2" high • Two accessory slots	24 x 24 x 39-3/4"	AT39241MM-NT	□□	□□□	□□	□□□			□□
		24 x 24 x 39-3/4"	AT39241MM-74P	□□	□□□	□□	□□□	□□□	□□□	□□
AS39	**39" Unit** • One drawer lock • One drawer - 24" wide by 7-1/2" high • Two drawers - 24" wide by 12" high • Two accessory slots	24 x 24 x 39-3/4"	AT39241MN-NT	□□	□□□	□□	□□□			□□
		24 x 24 x 39-3/4"	AT39241MN-74P	□□	□□□	□□	□□□	□□□	□□□	□□
			Ⓐ	Ⓑ	Ⓒ	Ⓓ	Ⓔ	Ⓕ	Ⓖ	Ⓗ

HOW TO ORDER

Indicate the following information on order form:
1. Quantity of each item.
2. Model number, including options. See "How To Build a Model Number".
3. Any special service required.

Note: • The □ indicates that a choice is required.
• The absence of the □ indicates that no choice is required.
• Alpha-numeric characters in place of □ indicate that no other alternatives are available.

HOW TO BUILD A MODEL NUMBER

Ⓐ Select basic model/edge style.

NT	- No optional top (steel)
74P	- 3/4" laminate top w/74P edge band

Ⓑ Select front/pull style.

S1	- Steel/inset plastic pull
S2	- Steel/aluminum metric
S3	- Steel/aluminum bow tie
S4	- Steel/nickel bow tie
L2	- Laminate/aluminum metric
L3	- Laminate/aluminum bow tie
L4	- Laminate/nickel bow tie

Ⓒ Select base style.

4CW	- 4 bl/wh casters (2 locking)
PLNT	- Traditional Plinth Base

Ⓓ Select unit color.
Refer to color addendum at ki.com or KI Fabrics & Finishes binder.

Ⓔ Select surface finish.
Refer to color addendum at ki.com or KI Fabrics & Finishes binder.
Surface finish offerings are based on edge style selections.

Ⓕ Select edge color.
Refer to color addendum at ki.com or KI Fabrics & Finishes binder.
Edge color offerings are based on edge style selections.

Ⓖ Select front surface finish.
Refer to color addendum at ki.com or KI Fabrics & Finishes binder.

Ⓗ Select lock optiion

KA	- Key alike
KS	- Key standard
NLC	- No lock core

FINISH INFORMATION

Additional Laminate Offering

Additional laminates beyond KI standard offering, are available with two weeks extended leadtime. To specify additional laminates, use these designators followed by the supplier's color/pattern code:

Formica - LF/supplier's color pattern code
Nevamar - LN/supplier's color pattern code
Wilsonart - LW/supplier's color pattern code

KI's standard finish is the supplier's recommended finish for that color/pattern. Note: Nonstandard laminates from these suppliers (example: textured laminates), require an upcharge and additional leadtime. Contact KI.

All Terrain® Storage Towers

39" Single Module Tower

Approx. Packaged Weight	S1 Steel Front Plastic Pull	S2, S3 & S4 Steel Front Bow Tie or Metric Pull	L2, L3 & L4 Laminate Front Bow Tie or Metric Pull
155.0#	$ 1652	$ 1713	$ 1970
155.0#	1786	1850	2103
158.0#	$ 1636	$ 1697	$ 1994
158.0#	1770	1830	2130

SPECIAL SERVICES

Special Carton Marking

With specially marked information N/C

Shipping

Shipped **assembled freight prepaid f.o.b. Pembroke, Ontario K8A 0E1** factory. Freight class #100.

Specifications and prices are subject to change without prior notice.

All Terrain® Storage Towers

39" Double Module Tower

	MODEL	W x D x H	MODEL NUMBER: Basic Model/ Edge Style	Front Pull Style	Base	Unit Color	Surface Finish	Edge Color	Front Surface Finish	Lock Option
AS39	**39" Unit** • One 30" wide cupboard holds one 28-1/2" row of books/binders • One drawer lock • One drawer - 30" wide by 6" high • One drawer - 30" wide by 12" high • Four accessory slots	30 x 24 x 39-3/4"	AT39302MLB-NT	□□	□□□	□□	□□□			□□
		30 x 24 x 39-3/4"	AT39302MLB-74P	□□	□□□	□□	□□□	□□□	□□□	□□
 AS39	**39" Unit** • One 24" wide cupboard holds one 22-1/2" row of books/binders • One drawer lock • One drawer - 24" wide by 6" high • One drawer - 24" wide by 12" high • Four accessory slots	24 x 24 x 39-3/4"	AT39242MLB-NT	□□	□□□	□□	□□□			□□
		24 x 24 x 39-3/4"	AT39242MLB-74P	□□	□□□	□□	□□□	□□□	□□□	□□
				Ⓐ	Ⓑ	Ⓒ	Ⓓ	Ⓔ	Ⓕ	Ⓖ	Ⓗ

HOW TO ORDER

Indicate the following information on order form:
1. Quantity of each item.
2. Model number, including options. See "How To Build a Model Number".
3. Any special service required.

Note:
- The □ indicates that a choice is required.
- The absence of the □ indicates that no choice is required.
- Alpha-numeric characters in place of □ indicate that no other alternatives are available.

HOW TO BUILD A MODEL NUMBER

Ⓐ Select basic model/edge style.

NT	- No optional top (steel)
74P	- 3/4" laminate top w/74P edge band

Ⓑ Select front/pull style.

S1	- Steel/inset plastic pull
S2	- Steel/aluminum metric
S3	- Steel/aluminum bow tie
S4	- Steel/nickel bow tie
L2	- Laminate/aluminum metric
L3	- Laminate/aluminum bow tie
L4	- Laminate/nickel bow tie

Ⓒ Select base style.

4CW	- 4 bl/wh casters (2 locking)
PLNT	- Traditional Plinth Base

Ⓓ Select unit color.
Refer to color addendum at ki.com or KI Fabrics & Finishes binder.

Ⓔ Select surface finish.
Refer to color addendum at ki.com or KI Fabrics & Finishes binder.
Surface finish offerings are based on edge style selections.

Ⓕ Select edge color.
Refer to color addendum at ki.com or KI Fabrics & Finishes binder.
Edge color offerings are based on edge style selections.

Ⓖ Select front surface finish.
Refer to color addendum at ki.com or KI Fabrics & Finishes binder.

Ⓗ Select lock optiion

KA	- Key alike
KS	- Key standard
NLC	- No lock core

FINISH INFORMATION

Additional Laminate Offering

Additional laminates beyond KI standard offering, are available with two weeks extended leadtime. To specify additional laminates, use these designators followed by the supplier's color/pattern code:

Formica - LF/supplier's color pattern code
Nevamar - LN/supplier's color pattern code
Wilsonart - LW/supplier's color pattern code

KI's standard finish is the supplier's recommended finish for that color/pattern. Note: Nonstandard laminates from these suppliers (example: textured laminates), require an upcharge and additional leadtime. Contact KI.

All Terrain® Storage Towers

39" Double Module Tower

Approx. Packaged Weight	S1 Steel Front Plastic Pull	S2, S3 & S4 Steel Front Bow Tie or Metric Pull	L2, L3 & L4 Laminate Front Bow Tie or Metric Pull
168.0#	$ 1856	$ 1939	$ 2287
168.0#	1993	2073	2423
169.0#	$ 1811	$ 1896	$ 2065
169.0#	1948	2028	2199

SPECIAL SERVICES

Special Carton Marking

With specially marked information N/C

Shipping

Shipped **assembled freight prepaid f.o.b. Pembroke, Ontario K8A 0E1** factory. Freight class #100.

Specifications and prices are subject to change without prior notice.

All Terrain® Storage Towers

39" Single Module Towers with Landing Pads

	MODEL	W x D x H	MODEL NUMBER							
			Basic Model/ Edge Style	Front Pull Style	Base	Unit Color	Surface Finish	Edge Color	Front Surface Finish	Lock Option
AS39	**39" Unit with Landing Pad** • One drawer lock • One drawer - 30" wide by 3" high • Two drawers - 30" wide by 12" high • Two accessory slots	30 x 24 x 39-3/4"	AT39301LI-74P	□□	□□□	□□	□□□	□□□	□□□	□□
AS39	**39" Unit with Landing Pad** • One drawer lock • Two drawers - 30" wide by 7-1/2" high • One drawer - 30" wide by 12" high • Two accessory slots	30 x 24 x 39-3/4"	AT39301LJ-74P	□□	□□□	□□	□□□	□□□	□□□	□□
AS39	**39" Unit with Landing Pad** • Two drawer locks • Two drawers 15" wide by 3" high • Four drawers - 15" wide by 12" high • Two accessory slots	30 x 24 x 39-3/4"	AT39301L2I-74P	□□	□□□	□□	□□□	□□□	□□□	□□
			Ⓐ	Ⓑ	Ⓒ	Ⓓ	Ⓔ	Ⓕ	Ⓖ	Ⓗ

HOW TO ORDER

Indicate the following information on order form:
1. Quantity of each item.
2. Model number, including options. See "How To Build a Model Number".
3. Any special service required.

Note:
- The □ indicates that a choice is required.
- The absence of the □ indicates that no choice is required.
- Alpha-numeric characters in place of □ indicate that no other alternatives are available.

HOW TO BUILD A MODEL NUMBER

Ⓐ Select basic model/edge style.

74P	- 3/4" laminate top w/74P edge band

Ⓑ Select front/pull style.

S1	- Steel/inset plastic pull
S2	- Steel/aluminum metric
S3	- Steel/aluminum bow tie
S4	- Steel/nickel bow tie
L2	- Laminate/aluminum metric
L3	- Laminate/aluminum bow tie
L4	- Laminate/nickel bow tie

Ⓒ Select base style.

4CW	- 4 bl/wh casters (2 locking)
PLNT	- Traditional Plinth Base

Ⓓ Select unit color.
Refer to color addendum at ki.com or KI Fabrics & Finishes binder.

Ⓔ Select surface finish.
Refer to color addendum at ki.com or KI Fabrics & Finishes binder.
Surface finish offerings are based on edge style selections.

Ⓕ Select edge color.
Refer to color addendum at ki.com or KI Fabrics & Finishes binder.
Edge color offerings are based on edge style selections.

Ⓖ Select front surface finish.
Refer to color addendum at ki.com or KI Fabrics & Finishes binder.

Ⓗ Select lock optiion

KA	- Key alike
KS	- Key standard
NLC	- No lock core

FINISH INFORMATION

Additional Laminate Offering

Additional laminates beyond KI standard offering, are available with two weeks extended leadtime. To specify additional laminates, use these designators followed by the supplier's color/pattern code:

Formica - LF/supplier's color pattern code
Nevamar - LN/supplier's color pattern code
Wilsonart - LW/supplier's color pattern code

KI's standard finish is the supplier's recommended finish for that color/pattern. Note: Nonstandard laminates from these suppliers (example: textured laminates), require an upcharge and additional leadtime. Contact KI.

All Terrain® Storage Towers

39" Single Module Towers with Landing Pads

Approx. Packaged Weight	S1 Steel Front Plastic Pull	S2, S3 & S4 Steel Front Bow Tie or Metric Pull	L2, L3 & L4 Laminate Front Bow Tie or Metric Pull
200.0#	$ 1996	$ 2058	$ 2356
181.0#	$ 1992	$ 2049	$ 2305
208.0#	$ 2429	$ 2551	$ 2996

SPECIAL SERVICES

Special Carton Marking

With specially marked information N/C

Shipping

Shipped **assembled freight prepaid f.o.b. Pembroke, Ontario K8A 0E1** factory. Freight class #100.

Specifications and prices are subject to change without prior notice.

All Terrain® Storage Towers

39" Single Module Towers with Landing Pads

	MODEL	W x D x H	MODEL NUMBER							
			Basic Model/ Edge Style	Front Pull Style	Base	Unit Color	Surface Finish	Edge Color	Front Surface Finish	Lock Option
AS39	**39" Unit with Landing Pad** • Two drawer locks • Four drawers - 15" wide by 7-1/2" high • Two drawers - 15" wide by 12" high • Two accessory slots	30 x 24 x 39-3/4"	AT39301L2J-74P	□□	□□□	□□	□□□	□□□	□□□	□□
AS39	**39" Unit with Landing Pad** • One drawer lock • Two drawers - 24" wide by 3" high • Two drawers - 24" wide by 12" high • Two accessory slots	24 x 24 x 39-3/4"	AT39241LI-74P	□□	□□□	□□	□□□	□□□	□□□	□□
AS39	**39" Unit with Landing Pad** • One drawer lock • Two drawers 24" wide by 7-1/2" high • One drawers - 24" wide by 12" high • Two accessory slots	24 x 24 x 39-3/4"	AT39241LJ-74P	□□	□□□	□□	□□□	□□□	□□□	□□
			Ⓐ	Ⓑ	Ⓒ	Ⓓ	Ⓔ	Ⓕ	Ⓖ	Ⓗ

HOW TO ORDER

Indicate the following information on order form:
1. Quantity of each item.
2. Model number, including options. See "How To Build a Model Number".
3. Any special service required.

Note:
- The □ indicates that a choice is required.
- The absence of the □ indicates that no choice is required.
- Alpha-numeric characters in place of □ indicate that no other alternatives are available.

HOW TO BUILD A MODEL NUMBER

Ⓐ Select basic model/edge style.

74P	- 3/4" laminate top w/74P edge band

Ⓑ Select front/pull style.

S1	- Steel/inset plastic pull
S2	- Steel/aluminum metric
S3	- Steel/aluminum bow tie
S4	- Steel/nickel bow tie
L2	- Laminate/aluminum metric
L3	- Laminate/aluminum bow tie
L4	- Laminate/nickel bow tie

Ⓒ Select base style.

4CW	- 4 bl/wh casters (2 locking)
PLNT	- Traditional Plinth Base

Ⓓ Select unit color.
Refer to color addendum at ki.com or KI Fabrics & Finishes binder.

Ⓔ Select surface finish.
Refer to color addendum at ki.com or KI Fabrics & Finishes binder.
Surface finish offerings are based on edge style selections.

Ⓕ Select edge color.
Refer to color addendum at ki.com or KI Fabrics & Finishes binder.
Edge color offerings are based on edge style selections.

Ⓖ Select front surface finish.
Refer to color addendum at ki.com or KI Fabrics & Finishes binder.

Ⓗ Select lock optiion

KA	- Key alike
KS	- Key standard
NLC	- No lock core

FINISH INFORMATION

Additional Laminate Offering

Additional laminates beyond KI standard offering, are available with two weeks extended leadtime. To specify additional laminates, use these designators followed by the supplier's color/pattern code:

Formica - LF/supplier's color pattern code
Nevamar - LN/supplier's color pattern code
Wilsonart - LW/supplier's color pattern code

KI's standard finish is the supplier's recommended finish for that color/pattern. Note: Nonstandard laminates from these suppliers (example: textured laminates), require an upcharge and additional leadtime. Contact KI.

All Terrain® Storage Towers

39" Single Module Towers with Landing Pads

Approx. Packaged Weight	S1 Steel Front Plastic Pull	S2, S3 & S4 Steel Front Bow Tie or Metric Pull	L2, L3 & L4 Laminate Front Bow Tie or Metric Pull
187.0#	$ 2385	$ 2505	$ 2949
165.0#	$ 1923	$ 1982	$ 2221
164.0#	$ 1917	$ 1976	$ 2202

SPECIAL SERVICES

Special Carton Marking

With specially marked information N/C

Shipping

Shipped **assembled freight prepaid f.o.b. Pembroke, Ontario K8A 0E1** factory. Freight class #100.

Specifications and prices are subject to change without prior notice.

All Terrain® Storage Towers

44" Single Module Tower

	MODEL	W x D x H	MODEL NUMBER							
			Basic Model/ Edge Style	Front Pull Style	Base	Unit Color	Surface Finish	Edge Color	Front Surface Finish	Lock Option
AS44	**44" Unit** • One drawer lock • Three drawers - 30" wide by 12" high • Two accessory slots	30 x 24 x 44-11/32"	AT44301MP-NT	□□	□□□	□□	□□□			□□
		30 x 24 x 44-11/32"	AT44301MP-74P	□□	□□□	□□	□□□	□□□	□□□	□□
AS44	**44" Unit** • One drawer lock • Two drawers - 30" wide by 6" high • Two drawers - 30" wide by 12" high • Two accessory slots	30 x 24 x 44-11/32"	AT44301MQ-NT	□□	□□□	□□	□□□			□□
		30 x 24 x 44-11/32"	AT44301MQ-74P	□□	□□□	□□	□□□	□□□	□□□	□□
			Ⓐ	Ⓑ	Ⓒ	Ⓓ	Ⓔ	Ⓕ	Ⓖ	Ⓗ

HOW TO ORDER

Indicate the following information on order form:
1. Quantity of each item.
2. Model number, including options. See "How To Build a Model Number".
3. Any special service required.

Note:
- The □ indicates that a choice is required.
- The absence of the □ indicates that no choice is required.
- Alpha-numeric characters in place of □ indicate that no other alternatives are available.

HOW TO BUILD A MODEL NUMBER

Ⓐ Select basic model/edge style.

NT	- No optional top (steel)
74P	- 3/4" laminate top w/74P edge band

Ⓑ Select front/pull style.

S1	- Steel/inset plastic pull
S2	- Steel/aluminum metric
S3	- Steel/aluminum bow tie
S4	- Steel/nickel bow tie
L2	- Laminate/aluminum metric
L3	- Laminate/aluminum bow tie
L4	- Laminate/nickel bow tie

Ⓒ Select base style.

4CW	- 4 bl/wh casters (2 locking)
PLNT	- Traditional Plinth Base

Ⓓ Select unit color.
Refer to color addendum at ki.com or KI Fabrics & Finishes binder.

Ⓔ Select surface finish.
Refer to color addendum at ki.com or KI Fabrics & Finishes binder.
Surface finish offerings are based on edge style selections.

Ⓕ Select edge color.
Refer to color addendum at ki.com or KI Fabrics & Finishes binder.
Edge color offerings are based on edge style selections.

Ⓖ Select front surface finish.
Refer to color addendum at ki.com or KI Fabrics & Finishes binder.

Ⓗ Select lock optiion

KA	- Key alike
KS	- Key standard
NLC	- No lock core

FINISH INFORMATION

Additional Laminate Offering

Additional laminates beyond KI standard offering, are available with two weeks extended leadtime. To specify additional laminates, use these designators followed by the supplier's color/pattern code:

Formica - LF/supplier's color pattern code
Nevamar - LN/supplier's color pattern code
Wilsonart - LW/supplier's color pattern code

KI's standard finish is the supplier's recommended finish for that color/pattern. Note: Nonstandard laminates from these suppliers (example: textured laminates), require an upcharge and additional leadtime. Contact KI.

All Terrain® Storage Towers

44" Single Module Tower

Approx. Packaged Weight	S1 Steel Front Plastic Pull	S2, S3 & S4 Steel Front Bow Tie or Metric Pull	L2, L3 & L4 Laminate Front Bow Tie or Metric Pull
188.0#	$ 1705	$ 1766	$ 2101
188.0#	1840	1902	2236
193.0#	$ 1945	$ 2022	$ 2394
193.0#	2077	2158	2531

SPECIAL SERVICES

Special Carton Marking

With specially marked information N/C

Shipping

Shipped **assembled freight prepaid f.o.b. Pembroke, Ontario K8A 0E1** factory. Freight class #100.

Specifications and prices are subject to change without prior notice.

All Terrain® Storage Towers

44" Single Module Tower

	MODEL	W x D x H	MODEL NUMBER							
			Basic Model/ Edge Style	Front Pull Style	Base	Unit Color	Surface Finish	Edge Color	Front Surface Finish	Lock Option
AS44	**44" Unit** • Two drawer locks • Six drawers - 15" wide by 12" high • Two accessory slots	30 x 24 x 44-11/32"	AT44301M2P-NT	□□	□□□	□□	□□□			□□
		30 x 24 x 44-11/32"	AT44301M2P-74P	□□	□□□	□□	□□□	□□□	□□□	□□
AS44	**44" Unit** • Two drawer locks • Four drawers - 15" wide by 6" high • Four drawers - 15" wide by 12" high • Two accessory slots	30 x 24 x 44-11/32"	AT44301M2Q-NT	□□	□□□	□□	□□□			□□
		30 x 24 x 44-11/32"	AT44301M2Q-74P	□□	□□□	□□	□□□	□□□	□□□	□□
				Ⓐ	Ⓑ	Ⓒ	Ⓓ	Ⓔ	Ⓕ	Ⓖ	Ⓗ

HOW TO ORDER

Indicate the following information on order form:
1. Quantity of each item.
2. Model number, including options. See "How To Build a Model Number".
3. Any special service required.

Note:
- The □ indicates that a choice is required.
- The absence of the □ indicates that no choice is required.
- Alpha-numeric characters in place of □ indicate that no other alternatives are available.

HOW TO BUILD A MODEL NUMBER

Ⓐ Select basic model/edge style.

NT	- No optional top (steel)
74P	- 3/4" laminate top w/74P edge band

Ⓑ Select front/pull style.

S1	- Steel/inset plastic pull
S2	- Steel/aluminum metric
S3	- Steel/aluminum bow tie
S4	- Steel/nickel bow tie
L2	- Laminate/aluminum metric
L3	- Laminate/aluminum bow tie
L4	- Laminate/nickel bow tie

Ⓒ Select base style.

4CW	- 4 bl/wh casters (2 locking)
PLNT	- Traditional Plinth Base

Ⓓ Select unit color.
Refer to color addendum at ki.com or KI Fabrics & Finishes binder.

Ⓔ Select surface finish.
Refer to color addendum at ki.com or KI Fabrics & Finishes binder.
Surface finish offerings are based on edge style selections.

Ⓕ Select edge color.
Refer to color addendum at ki.com or KI Fabrics & Finishes binder.
Edge color offerings are based on edge style selections.

Ⓖ Select front surface finish.
Refer to color addendum at ki.com or KI Fabrics & Finishes binder.

Ⓗ Select lock optiion

KA	- Key alike
KS	- Key standard
NLC	- No lock core

FINISH INFORMATION

Additional Laminate Offering

Additional laminates beyond KI standard offering, are available with two weeks extended leadtime. To specify additional laminates, use these designators followed by the supplier's color/pattern code:

Formica - LF/supplier's color pattern code
Nevamar - LN/supplier's color pattern code
Wilsonart - LW/supplier's color pattern code

KI's standard finish is the supplier's recommended finish for that color/pattern. Note: Nonstandard laminates from these suppliers (example: textured laminates), require an upcharge and additional leadtime.
Contact KI.

All Terrain® Storage Towers

44" Single Module Tower

Approx. Packaged Weight	S1 Steel Front Plastic Pull	S2, S3 & S4 Steel Front Bow Tie or Metric Pull	L2, L3 & L4 Laminate Front Bow Tie or Metric Pull
197.0#	$ 2141	$ 2262	$ 2696
197.0#	2275	2396	2831
212.0#	$ 2421	$ 2582	$ 3175
212.0#	2555	2719	3308

SPECIAL SERVICES

Special Carton Marking

With specially marked information N/C

Shipping

Shipped **assembled freight prepaid f.o.b. Pembroke, Ontario K8A 0E1** factory. Freight class #100.

Specifications and prices are subject to change without prior notice.

All Terrain® Storage Towers

44" Single Module Tower

	MODEL	W x D x H	MODEL NUMBER							
			Basic Model/ Edge Style	Front Pull Style	Base	Unit Color	Surface Finish	Edge Color	Front Surface Finish	Lock Option
AS44	**44" Unit** • One drawer lock • Three drawers - 24" wide by 12" high • Two accessory slots	24 x 24 x 44-11/32"	AT44241MP-NT	□□	□□□	□□	□□□			□□
		24 x 24 x 44-11/32"	AT44241MP-74P	□□	□□□	□□	□□□	□□□	□□□	□□
AS44	**44" Unit** • One drawer lock • Two drawers - 24" wide by 6" high • Two drawers - 24" wide by 12" high • Two accessory slots	24 x 24 x 44-11/32"	AT44241MQ-NT	□□	□□□	□□	□□□			□□
		24 x 24 x 44-11/32"	AT44241MQ-74P	□□	□□□	□□	□□□	□□□	□□□	□□
			Ⓐ	Ⓑ	Ⓒ	Ⓓ	Ⓔ	Ⓕ	Ⓖ	Ⓗ

HOW TO ORDER

Indicate the following information on order form:
1. Quantity of each item.
2. Model number, including options. See "How To Build a Model Number".
3. Any special service required.

Note:
- The □ indicates that a choice is required.
- The absence of the □ indicates that no choice is required.
- Alpha-numeric characters in place of □ indicate that no other alternatives are available.

HOW TO BUILD A MODEL NUMBER

Ⓐ Select basic model/edge style.

NT	- No optional top (steel)
74P	- 3/4" laminate top w/74P edge band

Ⓑ Select front/pull style.

S1	- Steel/inset plastic pull
S2	- Steel/aluminum metric
S3	- Steel/aluminum bow tie
S4	- Steel/nickel bow tie
L2	- Laminate/aluminum metric
L3	- Laminate/aluminum bow tie
L4	- Laminate/nickel bow tie

Ⓒ Select base style.

4CW	- 4 bl/wh casters (2 locking)
PLNT	- Traditional Plinth Base

Ⓓ Select unit color.
Refer to color addendum at ki.com or KI Fabrics & Finishes binder.

Ⓔ Select surface finish.
Refer to color addendum at ki.com or KI Fabrics & Finishes binder.
Surface finish offerings are based on edge style selections.

Ⓕ Select edge color.
Refer to color addendum at ki.com or KI Fabrics & Finishes binder.
Edge color offerings are based on edge style selections.

Ⓖ Select front surface finish.
Refer to color addendum at ki.com or KI Fabrics & Finishes binder.

Ⓗ Select lock optiion

KA	- Key alike
KS	- Key standard
NLC	- No lock core

FINISH INFORMATION

Additional Laminate Offering

Additional laminates beyond KI standard offering, are available with two weeks extended leadtime. To specify additional laminates, use these designators followed by the supplier's color/pattern code:

Formica - LF/supplier's color pattern code
Nevamar - LN/supplier's color pattern code
Wilsonart - LW/supplier's color pattern code

KI's standard finish is the supplier's recommended finish for that color/pattern. Note: Nonstandard laminates from these suppliers (example: textured laminates), require an upcharge and additional leadtime.
Contact KI.

All Terrain® Storage Towers

44" Single Module Tower

Approx. Packaged Weight	S1 Steel Front Plastic Pull	S2, S3 & S4 Steel Front Bow Tie or Metric Pull	L2, L3 & L4 Laminate Front Bow Tie or Metric Pull
169.0#	$ 1685	$ 1744	$ 1982
169.0#	1819	1879	2117
172.0#	$ 1923	$ 2006	$ 2311
172.0#	2059	2141	2445

SPECIAL SERVICES

Special Carton Marking

With specially marked information N/C

Shipping

Shipped **assembled freight prepaid f.o.b. Pembroke, Ontario K8A 0E1** factory. Freight class #100.

Specifications and prices are subject to change without prior notice.

All Terrain® Storage Towers

44" Single Module Towers with Landing Pads

	MODEL	W x D x H	MODEL NUMBER							
			Basic Model/ Edge Style	Front Pull Style	Base	Unit Color	Surface Finish	Edge Color	Front Surface Finish	Lock Option
AS44	**44" Unit with Landing Pad** • One drawer lock • Three drawers - 30" wide by 10-1/2" high • Two accessory slots	30 x 24 x 44-11/32"	AT44301LM-74P	□□	□□□	□□	□□□	□□□	□□□	□□
AS44	**44" Unit with Landing Pad** • One drawer lock • One drawer - 30" wide by 7-1/2" high • Two drawers - 30" wide by 12" high • Two accessory slots	30 x 24 x 44-11/32"	AT44301LN-74P	□□	□□□	□□	□□□	□□□	□□□	□□
			Ⓐ	Ⓑ	Ⓒ	Ⓓ	Ⓔ	Ⓕ	Ⓖ	Ⓗ

HOW TO ORDER

Indicate the following information on order form:
1. Quantity of each item.
2. Model number, including options. See "How To Build a Model Number".
3. Any special service required.

Note:
- The □ indicates that a choice is required.
- The absence of the □ indicates that no choice is required.
- Alpha-numeric characters in place of □ indicate that no other alternatives are available.

HOW TO BUILD A MODEL NUMBER

Ⓐ Select basic model/edge style.

74P	- 3/4" laminate top w/74P edge band

Ⓑ Select front/pull style.

S1	- Steel/inset plastic pull
S2	- Steel/aluminum metric
S3	- Steel/aluminum bow tie
S4	- Steel/nickel bow tie
L2	- Laminate/aluminum metric
L3	- Laminate/aluminum bow tie
L4	- Laminate/nickel bow tie

Ⓒ Select base style.

4CW	- 4 bl/wh casters (2 locking)
PLNT	- Traditional Plinth Base

Ⓓ Select unit color.
Refer to color addendum at ki.com or KI Fabrics & Finishes binder.

Ⓔ Select surface finish.
Refer to color addendum at ki.com or KI Fabrics & Finishes binder.
Surface finish offerings are based on edge style selections.

Ⓕ Select edge color.
Refer to color addendum at ki.com or KI Fabrics & Finishes binder.
Edge color offerings are based on edge style selections.

Ⓖ Select front surface finish.
Refer to color addendum at ki.com or KI Fabrics & Finishes binder.

Ⓗ Select lock optiion

KA	- Key alike
KS	- Key standard
NLC	- No lock core

FINISH INFORMATION

Additional Laminate Offering

Additional laminates beyond KI standard offering, are available with two weeks extended leadtime. To specify additional laminates, use these designators followed by the supplier's color/pattern code:

Formica - LF/supplier's color pattern code
Nevamar - LN/supplier's color pattern code
Wilsonart - LW/supplier's color pattern code

KI's standard finish is the supplier's recommended finish for that color/pattern. Note: Nonstandard laminates from these suppliers (example: textured laminates), require an upcharge and additional leadtime. Contact KI.

All Terrain® Storage Towers

44" Single Module Towers with Landing Pads

Approx. Packaged Weight	S1 Steel Front Plastic Pull	S2, S3 & S4 Steel Front Bow Tie or Metric Pull	L2, L3 & L4 Laminate Front Bow Tie or Metric Pull
182.0#	$ 2043	$ 2103	$ 2361
186.0#	$ 2011	$ 2071	$ 2366

SPECIAL SERVICES

Special Carton Marking

With specially marked information N/C

Shipping

Shipped **assembled freight prepaid f.o.b. Pembroke, Ontario K8A 0E1** factory. Freight class #100.

Specifications and prices are subject to change without prior notice.

All Terrain® Storage Towers

44" Single Module Towers with Landing Pads

	MODEL	W x D x H	MODEL NUMBER							
			Basic Model/ Edge Style	Front Pull Style	Base	Unit Color	Surface Finish	Edge Color	Front Surface Finish	Lock Option
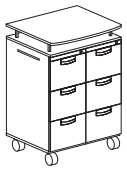 AS44	**44" Unit with Landing Pad** • Two drawer locks • Six drawers - 15" wide by 10-1/2" high • Two accessory slots	30 x 24 x 44-11/32"	AT44301L2M-74P	□□	□□□	□□	□□□	□□□	□□□	□□
AS44	**44" Unit with Landing Pad** • Two drawer locks • Six drawers - 15" wide by 7-1/2" high • Four drawers - 15" wide by 12" high • Two accessory slots	30 x 24 x 44-11/32"	AT44301L2N-74P	□□	□□□	□□	□□□	□□□	□□□	□□
			Ⓐ	Ⓑ	Ⓒ	Ⓓ	Ⓔ	Ⓕ	Ⓖ	Ⓗ

HOW TO ORDER

Indicate the following information on order form:
1. Quantity of each item.
2. Model number, including options. See "How To Build a Model Number".
3. Any special service required.

Note:
- The □ indicates that a choice is required.
- The absence of the □ indicates that no choice is required.
- Alpha-numeric characters in place of □ indicate that no other alternatives are available.

HOW TO BUILD A MODEL NUMBER

Ⓐ Select basic model/edge style.

74P	- 3/4" laminate top w/74P edge band

Ⓑ Select front/pull style.

S1	- Steel/inset plastic pull
S2	- Steel/aluminum metric
S3	- Steel/aluminum bow tie
S4	- Steel/nickel bow tie
L2	- Laminate/aluminum metric
L3	- Laminate/aluminum bow tie
L4	- Laminate/nickel bow tie

Ⓒ Select base style.

4CW	- 4 bl/wh casters (2 locking)
PLNT	- Traditional Plinth Base

Ⓓ Select unit color.
Refer to color addendum at ki.com or KI Fabrics & Finishes binder.

Ⓔ Select surface finish.
Refer to color addendum at ki.com or KI Fabrics & Finishes binder.
Surface finish offerings are based on edge style selections.

Ⓕ Select edge color.
Refer to color addendum at ki.com or KI Fabrics & Finishes binder.
Edge color offerings are based on edge style selections.

Ⓖ Select front surface finish.
Refer to color addendum at ki.com or KI Fabrics & Finishes binder.

Ⓗ Select lock optiion

KA	- Key alike
KS	- Key standard
NLC	- No lock core

FINISH INFORMATION

Additional Laminate Offering

Additional laminates beyond KI standard offering, are available with two weeks extended leadtime. To specify additional laminates, use these designators followed by the supplier's color/pattern code:

Formica - LF/supplier's color pattern code
Nevamar - LN/supplier's color pattern code
Wilsonart - LW/supplier's color pattern code

KI's standard finish is the supplier's recommended finish for that color/pattern. Note: Nonstandard laminates from these suppliers (example: textured laminates), require an upcharge and additional leadtime.
Contact KI.

All Terrain® Storage Towers

44" Single Module Towers with Landing Pads

Approx. Packaged Weight	S1 Steel Front Plastic Pull	S2, S3 & S4 Steel Front Bow Tie or Metric Pull	L2, L3 & L4 Laminate Front Bow Tie or Metric Pull
204.0#	$ 2460	$ 2583	$ 3024
200.0#	$ 2440	$ 2563	$ 3000

SPECIAL SERVICES

Special Carton Marking

With specially marked information N/C

Shipping

Shipped **assembled freight prepaid f.o.b. Pembroke, Ontario K8A 0E1** factory. Freight class #100.

Specifications and prices are subject to change without prior notice.

All Terrain® Storage Towers

44" Single Module Towers with Landing Pads

	MODEL	W x D x H	MODEL NUMBER							
			Basic Model/ Edge Style	Front Pull Style	Base	Unit Color	Surface Finish	Edge Color	Front Surface Finish	Lock Option
AS44	**44" Unit with Landing Pad** • One drawer lock • Three drawers - 24" wide by 10-1/2" high • Two accessory slots	24 x 24 x 44-11/32"	AT44241LM-74P	□□	□□□	□□	□□□	□□□	□□□	□□
AS44	**44" Unit with Landing Pad** • One drawer lock • One drawer - 24" wide by 7-1/2" high • Two drawers - 24" wide by 12" high • Two accessory slots	24 x 24 x 44-11/32"	AT44241LN-74P	□□	□□□	□□	□□□	□□□	□□□	□□
			Ⓐ	Ⓑ	Ⓒ	Ⓓ	Ⓔ	Ⓕ	Ⓖ	Ⓗ

HOW TO ORDER

Indicate the following information on order form:
1. Quantity of each item.
2. Model number, including options. See "How To Build a Model Number".
3. Any special service required.

Note:
- The □ indicates that a choice is required.
- The absence of the □ indicates that no choice is required.
- Alpha-numeric characters in place of □ indicate that no other alternatives are available.

HOW TO BUILD A MODEL NUMBER

Ⓐ Select basic model/edge style.

74P	- 3/4" laminate top w/74P edge band

Ⓑ Select front/pull style.

S1	- Steel/inset plastic pull
S2	- Steel/aluminum metric
S3	- Steel/aluminum bow tie
S4	- Steel/nickel bow tie
L2	- Laminate/aluminum metric
L3	- Laminate/aluminum bow tie
L4	- Laminate/nickel bow tie

Ⓒ Select base style.

4CW	- 4 bl/wh casters (2 locking)
PLNT	- Traditional Plinth Base

Ⓓ Select unit color.
Refer to color addendum at ki.com or KI Fabrics & Finishes binder.

Ⓔ Select surface finish.
Refer to color addendum at ki.com or KI Fabrics & Finishes binder.
Surface finish offerings are based on edge style selections.

Ⓕ Select edge color.
Refer to color addendum at ki.com or KI Fabrics & Finishes binder.
Edge color offerings are based on edge style selections.

Ⓖ Select front surface finish.
Refer to color addendum at ki.com or KI Fabrics & Finishes binder.

Ⓗ Select lock optiion

KA	- Key alike
KS	- Key standard
NLC	- No lock core

FINISH INFORMATION

Additional Laminate Offering

Additional laminates beyond KI standard offering, are available with two weeks extended leadtime. To specify additional laminates, use these designators followed by the supplier's color/pattern code:

Formica - LF/supplier's color pattern code
Nevamar - LN/supplier's color pattern code
Wilsonart - LW/supplier's color pattern code

KI's standard finish is the supplier's recommended finish for that color/pattern. Note: Nonstandard laminates from these suppliers (example: textured laminates), require an upcharge and additional leadtime.
Contact KI.

All Terrain® Storage Towers

44" Single Module Towers with Landing Pads

Approx. Packaged Weight	S1 Steel Front Plastic Pull	S2, S3 & S4 Steel Front Bow Tie or Metric Pull	L2, L3 & L4 Laminate Front Bow Tie or Metric Pull
169.0#	$ 1970	$ 2031	$ 2242
164.0#	$ 1953	$ 2013	$ 2246

SPECIAL SERVICES

Special Carton Marking

With specially marked information N/C

Shipping

Shipped **assembled freight prepaid f.o.b. Pembroke, Ontario K8A 0E1** factory. Freight class #100.

Specifications and prices are subject to change without prior notice.

All Terrain® Storage Towers

44" Double Module Towers with Landing Pads

	MODEL	W x D x H	MODEL NUMBER							
			Basic Model/ Edge Style	Front Pull Style	Base	Unit Color	Surface Finish	Edge Color	Front Surface Finish	Lock Option
AS44	**44" Unit with Landing Pad** • One 30" wide cupboard holds one 22-1/2" row of books/binders • One drawer lock • One drawer - 30" wide by 6" high • One drawer - 30" wide by 12" high • Four accessory slots	30 x 24 x 44-11/32"	AT44302LLB-74P	□□	□□□	□□	□□□	□□□	□□□	□□
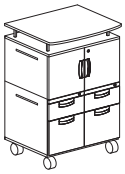 AS44	**44" Unit with Landing Pad** • One 30" wide cupboard holds one 22-1/2" row of books/binders • Two drawer locks • Two drawers - 15" wide by 6" high • Two drawers - 15" wide by 12" high • Four accessory slots	30 x 24 x 44-11/32"	AT44302LL2B-74P	□□	□□□	□□	□□□	□□□	□□□	□□
			Ⓐ	Ⓑ	Ⓒ	Ⓓ	Ⓔ	Ⓕ	Ⓖ	Ⓗ

HOW TO ORDER

Indicate the following information on order form:
1. Quantity of each item.
2. Model number, including options. See "How To Build a Model Number".
3. Any special service required.

Note:
- The □ indicates that a choice is required.
- The absence of the □ indicates that no choice is required.
- Alpha-numeric characters in place of □ indicate that no other alternatives are available.

HOW TO BUILD A MODEL NUMBER

Ⓐ Select basic model/edge style.

74P	- 3/4" laminate top w/74P edge band

Ⓑ Select front/pull style.

S1	- Steel/inset plastic pull
S2	- Steel/aluminum metric
S3	- Steel/aluminum bow tie
S4	- Steel/nickel bow tie
L2	- Laminate/aluminum metric
L3	- Laminate/aluminum bow tie
L4	- Laminate/nickel bow tie

Ⓒ Select base style.

4CW	- 4 bl/wh casters (2 locking)
PLNT	- Traditional Plinth Base

Ⓓ Select unit color.
Refer to color addendum at ki.com or KI Fabrics & Finishes binder.

Ⓔ Select surface finish.
Refer to color addendum at ki.com or KI Fabrics & Finishes binder.
Surface finish offerings are based on edge style selections.

Ⓕ Select edge color.
Refer to color addendum at ki.com or KI Fabrics & Finishes binder.
Edge color offerings are based on edge style selections.

Ⓖ Select front surface finish.
Refer to color addendum at ki.com or KI Fabrics & Finishes binder.

Ⓗ Select lock optiion

KA	- Key alike
KS	- Key standard
NLC	- No lock core

FINISH INFORMATION

Additional Laminate Offering

Additional laminates beyond KI standard offering, are available with two weeks extended leadtime. To specify additional laminates, use these designators followed by the supplier's color/pattern code:

Formica - LF/supplier's color pattern code
Nevamar - LN/supplier's color pattern code
Wilsonart - LW/supplier's color pattern code

KI's standard finish is the supplier's recommended finish for that color/pattern. Note: Nonstandard laminates from these suppliers (example: textured laminates), require an upcharge and additional leadtime. Contact KI.

All Terrain® Storage Towers

44" Double Module Towers with Landing Pads

Approx. Packaged Weight	S1 Steel Front Plastic Pull	S2, S3 & S4 Steel Front Bow Tie or Metric Pull	L2, L3 & L4 Laminate Front Bow Tie or Metric Pull
186.0#	$ 2183	$ 2263	$ 2614
201.0#	$ 2509	$ 2632	$ 3092

SPECIAL SERVICES

Special Carton Marking

With specially marked information N/C

Shipping

Shipped **assembled freight prepaid f.o.b. Pembroke, Ontario K8A 0E1** factory. Freight class #100.

Specifications and prices are subject to change without prior notice.

All Terrain® Storage Towers

44" Double Module Towers with Landing Pads

	MODEL	W x D x H	MODEL NUMBER							
			Basic Model/ Edge Style	Front Pull Style	Base	Unit Color	Surface Finish	Edge Color	Front Surface Finish	Lock Option
AS44	**44" Unit with Landing Pad** • One 24" wide cupboard holds one 22-1/2" row of books/binders • One drawer lock • One drawer - 24" wide by 6" high • One drawer - 24" wide by 12" high • Four accessory slots	24 x 24 x 44-11/32"	AT44242LLB-74P	□□	□□□	□□	□□□	□□□	□□□	□□
			Ⓐ	Ⓑ	Ⓒ	Ⓓ	Ⓔ	Ⓕ	Ⓖ	Ⓗ

HOW TO ORDER

Indicate the following information on order form:
1. Quantity of each item.
2. Model number, including options. See "How To Build a Model Number".
3. Any special service required.

Note: • The □ indicates that a choice is required.
• The absence of the □ indicates that no choice is required.
• Alpha-numeric characters in place of □ indicate that no other alternatives are available.

HOW TO BUILD A MODEL NUMBER

Ⓐ Select basic model/edge style.

74P	- 3/4" laminate top w/74P edge band

Ⓑ Select front/pull style.

S1	- Steel/inset plastic pull
S2	- Steel/aluminum metric
S3	- Steel/aluminum bow tie
S4	- Steel/nickel bow tie
L2	- Laminate/aluminum metric
L3	- Laminate/aluminum bow tie
L4	- Laminate/nickel bow tie

Ⓒ Select base style.

4CW	- 4 bl/wh casters (2 locking)
PLNT	- Traditional Plinth Base

Ⓓ Select unit color.
Refer to color addendum at ki.com or KI Fabrics & Finishes binder.

Ⓔ Select surface finish.
Refer to color addendum at ki.com or KI Fabrics & Finishes binder.
Surface finish offerings are based on edge style selections.

Ⓕ Select edge color.
Refer to color addendum at ki.com or KI Fabrics & Finishes binder.
Edge color offerings are based on edge style selections.

Ⓖ Select front surface finish.
Refer to color addendum at ki.com or KI Fabrics & Finishes binder.

Ⓗ Select lock optiion

KA	- Key alike
KS	- Key standard
NLC	- No lock core

FINISH INFORMATION

Additional Laminate Offering

Additional laminates beyond KI standard offering, are available with two weeks extended leadtime. To specify additional laminates, use these designators followed by the supplier's color/pattern code:

Formica - LF/supplier's color pattern code
Nevamar - LN/supplier's color pattern code
Wilsonart - LW/supplier's color pattern code

KI's standard finish is the supplier's recommended finish for that color/pattern. Note: Nonstandard laminates from these suppliers (example: textured laminates), require an upcharge and additional leadtime.
Contact KI.v

All Terrain® Storage Towers

44" Double Module Towers with Landing Pads

Approx. Packaged Weight	S1 Steel Front Plastic Pull	S2, S3 & S4 Steel Front Bow Tie or Metric Pull	L2, L3 & L4 Laminate Front Bow Tie or Metric Pull
158.0#	$ 2130	$ 2207	$ 2533

SPECIAL SERVICES

Special Carton Marking

With specially marked information	N/C

Shipping

Shipped **assembled freight prepaid f.o.b. Pembroke, Ontario K8A 0E1** factory. Freight class #100.

Specifications and prices are subject to change without prior notice.

All Terrain® Storage Towers

48" Double Module Towers

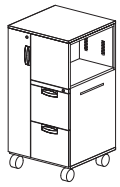

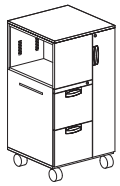

AS48

MODEL	W x D x H	MODEL NUMBER: Basic Model/ Edge Style	Front Pull Style	Base	Unit Color	Surface Finish	Edge Color	Lock Option
48" Unit with Locker • One 9" wide front wardrobe left or right side • One 15" deep side bookcase holds one 22-1/2" row of books/binders • One drawer lock • Two drawers - 15" wide by 12" high • One accessory slot	24 x 24 x 48-15/16"	AT48242MW42APF-NT	□□	□□□	□□			□□
	24 x 24 x 48-15/16"	AT48242MW42BOF-NT	□□	□□□	□□			□□
	24 x 24 x 48-15/16"	AT48242MW42APF-74P	□□	□□□	□□	□□□	□□□	□□
	24 x 24 x 48-15/16"	AT48242MW42BOF-74P	□□	□□□	□□	□□□	□□□	□□
		Ⓐ	Ⓑ	Ⓒ	Ⓓ	Ⓔ	Ⓕ	Ⓖ

HOW TO ORDER

Indicate the following information on order form:
1. Quantity of each item.
2. Model number, including options. See "How To Build a Model Number".
3. Any special service required.

Note: • The □ indicates that a choice is required.
• The absence of the □ indicates that no choice is required.
• Alpha-numeric characters in place of □ indicate that no other alternatives are available.

HOW TO BUILD A MODEL NUMBER

Ⓐ Select basic model/edge style.

NT	- No optional top (steel)
74P	- 3/4" laminate top w/74P edge band

Ⓑ Select front/pull style.

S1	- Steel/inset plastic pull
S2	- Steel/aluminum metric
S3	- Steel/aluminum bow tie
S4	- Steel/nickel bow tie

Ⓒ Select base style.

4CW	- 4 bl/wh casters (2 locking)
PLNT	- Traditional Plinth Base

Ⓓ Select unit color.
Refer to color addendum at ki.com or KI Fabrics & Finishes binder.

Ⓔ Select surface finish.
Refer to color addendum at ki.com or KI Fabrics & Finishes binder.
Surface finish offerings are based on edge style selections.

Ⓕ Select edge color.
Refer to color addendum at ki.com or KI Fabrics & Finishes binder.
Edge color offerings are based on edge style selections.

Ⓖ Select lock optiion

KA	- Key alike
KS	- Key standard
NLC	- No lock core

FINISH INFORMATION

Additional Laminate Offering

Additional laminates beyond KI standard offering, are available with two weeks extended leadtime. To specify additional laminates, use these designators followed by the supplier's color/pattern code:

Formica - LF/supplier's color pattern code
Nevamar - LN/supplier's color pattern code
Wilsonart - LW/supplier's color pattern code

KI's standard finish is the supplier's recommended finish for that color/pattern. Note: Nonstandard laminates from these suppliers (example: textured laminates), require an upcharge and additional leadtime.
Contact KI.

All Terrain® Storage Towers

48" Double Module Towers

Approx. Packaged Weight	S1 Steel Front Plastic Pull	S2, S3 & S4 Steel Front Bow Tie or Metric Pull
141.0#	$ 1733	$ 1793
141.0#	1733	1793
141.0#	1867	1928
141.0#	1867	1928

SPECIAL SERVICES

Special Carton Marking

With specially marked information N/C

Shipping

Shipped **assembled freight prepaid f.o.b. Pembroke, Ontario K8A 0E1** factory. Freight class #100.

Specifications and prices are subject to change without prior notice.

All Terrain® Storage Towers

48" Double Module Towers

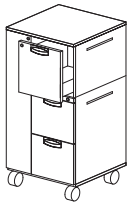

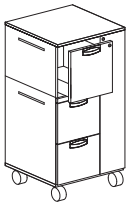

AS48

48" Unit with Locker

- One 9" wide front wardrobe left or right side
- One 15" wide binder drawer open front with lock
- One drawer lock
- Two drawers - 15" wide by 12" high
- Two accessory slots

		MODEL NUMBER								
	W x D x H	Basic Model/ Edge Style	Front Pull Style	Base	Unit Color	Surface Finish	Edge Color	Front Surface Finish	Lock Option	Approx. Packaged Weight
	24 x 24 x 48-15/16"	AT48242MW42ASF-NT	□□	□□□	□□	□□□			□□	158.0#
	24 x 24 x 48-15/16"	AT48242MW42BTF-NT	□□	□□□	□□	□□□			□□	158.0#
	24 x 24 x 48-15/16"	AT48242MW42ASF-74P	□□	□□□	□□	□□□	□□□	□□□	□□	158.0#
	24 x 24 x 48-15/16"	AT48242MW42BTF-74P	□□	□□□	□□	□□□	□□□	□□□	□□	158.0#
		Ⓐ	Ⓑ	Ⓒ	Ⓓ	Ⓔ	Ⓕ	Ⓖ	Ⓗ	

HOW TO ORDER

Indicate the following information on order form:

1. Quantity of each item.
2. Model number, including options. See "How To Build a Model Number".
3. Any special service required.

Note:
- The □ indicates that a choice is required.
- The absence of the □ indicates that no choice is required.
- Alpha-numeric characters in place of □ indicate that no other alternatives are available.

HOW TO BUILD A MODEL NUMBER

Ⓐ Select basic model/edge style.

NT	- No optional top (steel)
74P	- 3/4" laminate top w/74P edge band

Ⓑ Select front/pull style.

S1	- Steel/inset plastic pull
S2	- Steel/aluminum metric
S3	- Steel/aluminum bow tie
S4	- Steel/nickel bow tie
L2	- Laminate/aluminum metric
L3	- Laminate/aluminum bow tie
L4	- Laminate/nickel bow tie

Ⓒ Select base style.

4CW	- 4 bl/wh casters (2 locking)
PLNT	- Traditional Plinth Base

Ⓓ Select unit color.
Refer to color addendum at ki.com or KI Fabrics & Finishes binder.

Ⓔ Select surface finish.
Refer to color addendum at ki.com or KI Fabrics & Finishes binder.
Surface finish offerings are based on edge style selections.

Ⓕ Select edge color.
Refer to color addendum at ki.com or KI Fabrics & Finishes binder.
Edge color offerings are based on edge style selections.

Ⓖ Select front surface finish.
Refer to color addendum at ki.com or KI Fabrics & Finishes binder.

Ⓗ Select lock optiion

KA	- Key alike
KS	- Key standard
NLC	- No lock core

FINISH INFORMATION

Additional Laminate Offering

Additional laminates beyond KI standard offering, are available with two weeks extended leadtime. To specify additional laminates, use these designators followed by the supplier's color/pattern code:

Formica - LF/supplier's color pattern code
Nevamar - LN/supplier's color pattern code
Wilsonart - LW/supplier's color pattern code

KI's standard finish is the supplier's recommended finish for that color/pattern. Note: Nonstandard laminates from these suppliers (example: textured laminates), require an upcharge and additional leadtime. Contact KI.

All Terrain® Storage Towers

48" Double Module Towers

S1 Steel Front Plastic Pull	S2, S3 & S4 Steel Front Bow Tie or Metric Pull	L2, L3 & L4 Laminate Front Bow Tie or Metric Pull
$ 1884	$ 1967	$ 2335
1884	1967	2335
2019	2101	2469
2019	2101	2469

SPECIAL SERVICES

Special Carton Marking

With specially marked information N/C

Shipping

Shipped **assembled freight prepaid f.o.b. Pembroke, Ontario K8A 0E1** factory. Freight class #100.

Specifications and prices are subject to change without prior notice.

All Terrain® Storage Towers

48" Double Module Towers



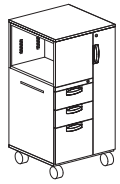

AS48

MODEL	W x D x H	MODEL NUMBER: Basic Model/ Edge Style	Front Pull Style	Base	Unit Color	Surface Finish	Edge Color	Lock Option
48" Unit with Locker • One 9" wide front wardrobe left or right side • One 15" deep side bookcase holds one 22-1/2" row of books/binders • One drawer lock • Two drawers - 15" wide by 6" high • One drawer - 15" wide by 12" high • One accessory slot	24 x 24 x 48-15/16"	AT48242MW42APG-NT	□□	□□□	□□			□□
	24 x 24 x 48-15/16"	AT48242MW42APG-74P	□□	□□□	□□	□□□	□□□	□□
	24 x 24 x 48-15/16"	AT48242MW42BOG-NT	□□	□□□	□□			□□
	24 x 24 x 48-15/16"	AT48242MW42BOG-74P	□□	□□□	□□	□□□	□□□	□□
		Ⓐ	Ⓑ	Ⓒ	Ⓓ	Ⓔ	Ⓕ	Ⓖ

HOW TO ORDER

Indicate the following information on order form:
1. Quantity of each item.
2. Model number, including options. See "How To Build a Model Number".
3. Any special service required.

Note:
- The □ indicates that a choice is required.
- The absence of the □ indicates that no choice is required.
- Alpha-numeric characters in place of □ indicate that no other alternatives are available.

HOW TO BUILD A MODEL NUMBER

Ⓐ Select basic model/edge style.

NT	- No optional top (steel)
74P	- 3/4" laminate top w/74P edge band

Ⓑ Select front/pull style.

S1	- Steel/inset plastic pull
S2	- Steel/aluminum metric
S3	- Steel/aluminum bow tie
S4	- Steel/nickel bow tie

Ⓒ Select base style.

4CW	- 4 bl/wh casters (2 locking)
PLNT	- Traditional Plinth Base

Ⓓ Select unit color.
Refer to color addendum at ki.com or KI Fabrics & Finishes binder.

Ⓔ Select surface finish.
Refer to color addendum at ki.com or KI Fabrics & Finishes binder.
Surface finish offerings are based on edge style selections.

Ⓕ Select edge color.
Refer to color addendum at ki.com or KI Fabrics & Finishes binder.
Edge color offerings are based on edge style selections.

Ⓖ Select lock optiion

KA	- Key alike
KS	- Key standard
NLC	- No lock core

FINISH INFORMATION

Additional Laminate Offering

Additional laminates beyond KI standard offering, are available with two weeks extended leadtime. To specify additional laminates, use these designators followed by the supplier's color/pattern code:

Formica - LF/supplier's color pattern code
Nevamar - LN/supplier's color pattern code
Wilsonart - LW/supplier's color pattern code

KI's standard finish is the supplier's recommended finish for that color/pattern. Note: Nonstandard laminates from these suppliers (example: textured laminates), require an upcharge and additional leadtime.
Contact KI.

All Terrain® Storage Towers

48" Double Module Towers

Approx. Packaged Weight	S1 Steel Front Plastic Pull	S2, S3 & S4 Steel Front Bow Tie or Metric Pull
147.0#	$ 1875	$ 1955
147.0#	2011	2091
147.0#	1875	1955
147.0#	2011	2091

SPECIAL SERVICES

Special Carton Marking

With specially marked information N/C

Shipping

Shipped **assembled freight prepaid f.o.b. Pembroke, Ontario K8A 0E1** factory. Freight class #100.

Specifications and prices are subject to change without prior notice.

All Terrain® Storage Towers

48" Double Module Towers

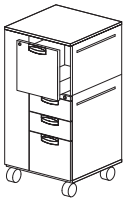

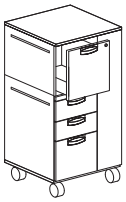

AS48

48" Unit with Locker

- One 9" wide front wardrobe left or right side
- One 15" wide binder drawer open front with lock
- One drawer lock
- Two drawers - 15" wide by 12" high
- Two accessory slots

		MODEL NUMBER								
	W x D x H	Basic Model/ Edge Style	Front Pull Style	Base	Unit Color	Surface Finish	Edge Color	Front Surface Finish	Lock Option	Approx. Packaged Weight
	24 x 24 x 48-15/16"	AT48242MW42ASG-NT	□□	□□□	□□	□□□			□□	164.0#
	24 x 24 x 48-15/16"	AT48242MW42ASG-74P	□□	□□□	□□	□□□	□□□	□□□	□□	164.0#
	24 x 24 x 48-15/16"	AT48242MW42BTG-NT	□□	□□□	□□	□□□			□□	164.0#
	24 x 24 x 48-15/16"	AT48242MW42BTG-74P	□□	□□□	□□	□□□	□□□	□□□	□□	164.0#
		Ⓐ	Ⓑ	Ⓒ	Ⓓ	Ⓔ	Ⓕ	Ⓖ	Ⓗ	

HOW TO ORDER

Indicate the following information on order form:

1. Quantity of each item.
2. Model number, including options. See "How To Build a Model Number".
3. Any special service required.

Note:
- The □ indicates that a choice is required.
- The absence of the □ indicates that no choice is required.
- Alpha-numeric characters in place of □ indicate that no other alternatives are available.

HOW TO BUILD A MODEL NUMBER

Ⓐ Select basic model/edge style.

NT	- No optional top (steel)
74P	- 3/4" laminate top w/74P edge band

Ⓑ Select front/pull style.

S1	- Steel/inset plastic pull
S2	- Steel/aluminum metric
S3	- Steel/aluminum bow tie
S4	- Steel/nickel bow tie
L2	- Laminate/aluminum metric
L3	- Laminate/aluminum bow tie
L4	- Laminate/nickel bow tie

Ⓒ Select base style.

4CW	- 4 bl/wh casters (2 locking)
PLNT	- Traditional Plinth Base

Ⓓ Select unit color.
Refer to color addendum at ki.com or KI Fabrics & Finishes binder.

Ⓔ Select surface finish.
Refer to color addendum at ki.com or KI Fabrics & Finishes binder.
Surface finish offerings are based on edge style selections.

Ⓕ Select edge color.
Refer to color addendum at ki.com or KI Fabrics & Finishes binder.
Edge color offerings are based on edge style selections.

Ⓖ Select front surface finish.
Refer to color addendum at ki.com or KI Fabrics & Finishes binder.

Ⓗ Select lock optiion

KA	- Key alike
KS	- Key standard
NLC	- No lock core

FINISH INFORMATION

Additional Laminate Offering

Additional laminates beyond KI standard offering, are available with two weeks extended leadtime. To specify additional laminates, use these designators followed by the supplier's color/pattern code:

Formica - LF/supplier's color pattern code
Nevamar - LN/supplier's color pattern code
Wilsonart - LW/supplier's color pattern code

KI's standard finish is the supplier's recommended finish for that color/pattern. Note: Nonstandard laminates from these suppliers (example: textured laminates), require an upcharge and additional leadtime. Contact KI.

All Terrain® Storage Towers

48" Double Module Towers

S1 Steel Front Plastic Pull	S2, S3 & S4 Steel Front Bow Tie or Metric Pull	L2, L3 & L4 Laminate Front Bow Tie or Metric Pull
$ 2029	$ 2131	$ 2575
2164	2263	2710
2029	2131	2575
2164	2263	2710

SPECIAL SERVICES

Special Carton Marking

With specially marked information N/C

Shipping

Shipped **assembled freight prepaid f.o.b. Pembroke, Ontario K8A 0E1** factory. Freight class #100.

Specifications and prices are subject to change without prior notice.

All Terrain® Storage Towers

54" Double Module Towers

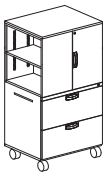

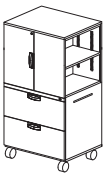

AS54

MODEL	W x D x H	MODEL NUMBER: Basic Model/ Edge Style	Front Pull Style	Base	Unit Color	Surface Finish	Edge Color	Lock Option
54" Unit • One 15" deep side bookcase holds one (22-1/2") row of books/binders or two rows (45") of soft bins with 10-1/4" - 10-1/2" clearance • One 15" wide cupboard holds one (13-1/2") row of books/binders or two rows (27") of soft bins with 10-1/4" - 10-1/2" clearance • One drawer lock • Two drawers - 30" wide by 12" high • Three accessory slots	30 x 24 x 55-1/16"	AT54302MAF-NT	□□	□□□	□□			□□
	30 x 24 x 55-1/16"	AT54302MAF-74P	□□	□□□	□□	□□□	□□□	□□
	30 x 24 x 55-1/16"	AT54302MBF-NT	□□	□□□	□□			□□
	30 x 24 x 55-1/16"	AT54302MBF-74P	□□	□□□	□□	□□□	□□□	□□
		Ⓐ	Ⓑ	Ⓒ	Ⓓ	Ⓔ	Ⓕ	Ⓖ

HOW TO ORDER

Indicate the following information on order form:
1. Quantity of each item.
2. Model number, including options. See "How To Build a Model Number".
3. Any special service required.

Note:
- The □ indicates that a choice is required.
- The absence of the □ indicates that no choice is required.
- Alpha-numeric characters in place of □ indicate that no other alternatives are available.

HOW TO BUILD A MODEL NUMBER

Ⓐ Select basic model/edge style.

NT	- No optional top (steel)
74P	- 3/4" laminate top w/74P edge band

Ⓑ Select front/pull style.

S1	- Steel/inset plastic pull
S2	- Steel/aluminum metric
S3	- Steel/aluminum bow tie
S4	- Steel/nickel bow tie

Ⓒ Select base style.

4CW	- 4 bl/wh casters (2 locking)
PLNT	- Traditional Plinth Base

Ⓓ Select unit color.
Refer to color addendum at ki.com or KI Fabrics & Finishes binder.

Ⓔ Select surface finish.
Refer to color addendum at ki.com or KI Fabrics & Finishes binder.
Surface finish offerings are based on edge style selections.

Ⓕ Select edge color.
Refer to color addendum at ki.com or KI Fabrics & Finishes binder.
Edge color offerings are based on edge style selections.

Ⓖ Select lock optiion

KS	- Key standard
NLC	- No lock core

FINISH INFORMATION

Additional Laminate Offering

Additional laminates beyond KI standard offering, are available with two weeks extended leadtime. To specify additional laminates, use these designators followed by the supplier's color/pattern code:

Formica - LF/supplier's color pattern code
Nevamar - LN/supplier's color pattern code
Wilsonart - LW/supplier's color pattern code

KI's standard finish is the supplier's recommended finish for that color/pattern. Note: Nonstandard laminates from these suppliers (example: textured laminates), require an upcharge and additional leadtime.
Contact KI.

All Terrain® Storage Towers

54" Double Module Towers

Approx. Packaged Weight	S1 Steel Front Plastic Pull	S2, S3 & S4 Steel Front Bow Tie or Metric Pull
214.0#	$ 2239	$ 2301
214.0#	2376	2436
214.0#	2239	2301
214.0#	2376	2436

SPECIAL SERVICES

Special Carton Marking

With specially marked information N/C

Shipping

Shipped **assembled freight prepaid f.o.b. Pembroke, Ontario K8A 0E1** factory. Freight class #100.

Specifications and prices are subject to change without prior notice.

All Terrain® Storage Towers

54" Double Module Towers

	MODEL	W x D x H	MODEL NUMBER							
			Basic Model/ Edge Style	Front Pull Style	Base	Unit Color	Surface Finish	Edge Color	Front Surface Finish	Lock Option
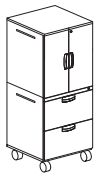 AS54	**54" Unit** • One 30" wide cupboard holds one (22-1/2") row of books/binder or two rows (57") of soft bins with 10-1/4" - 10-1/2" clearance • One drawer lock • Two drawers - 30" wide by 12" high • Four accessory slots	30 x 24 x 55-1/16"	AT54302MLF-NT	□□	□□□	□□	□□□			□□
		30 x 24 x 55-1/16"	AT54302MLF-74P	□□	□□□	□□	□□□	□□□	□□□	□□
			Ⓐ	Ⓑ	Ⓒ	Ⓓ	Ⓔ	Ⓕ	Ⓖ	Ⓗ

HOW TO ORDER

Indicate the following information on order form:
1. Quantity of each item.
2. Model number, including options. See "How To Build a Model Number".
3. Any special service required.

Note:
- The □ indicates that a choice is required.
- The absence of the □ indicates that no choice is required.
- Alpha-numeric characters in place of □ indicate that no other alternatives are available.

HOW TO BUILD A MODEL NUMBER

Ⓐ Select basic model/edge style.

NT	- No optional top (steel)
74P	- 3/4" laminate top w/74P edge band

Ⓑ Select front/pull style.

S1	- Steel/inset plastic pull
S2	- Steel/aluminum metric
S3	- Steel/aluminum bow tie
S4	- Steel/nickel bow tie
L2	- Laminate/aluminum metric
L3	- Laminate/aluminum bow tie
L4	- Laminate/nickel bow tie

Ⓒ Select base style.

4CW	- 4 bl/wh casters (2 locking)
PLNT	- Traditional Plinth Base

Ⓓ Select unit color.
Refer to color addendum at ki.com or KI Fabrics & Finishes binder.

Ⓔ Select surface finish.
Refer to color addendum at ki.com or KI Fabrics & Finishes binder.
Surface finish offerings are based on edge style selections.

Ⓕ Select edge color.
Refer to color addendum at ki.com or KI Fabrics & Finishes binder.
Edge color offerings are based on edge style selections.

Ⓖ Select front surface finish.
Refer to color addendum at ki.com or KI Fabrics & Finishes binder.

Ⓗ Select lock optiion

KA	- Key alike
KS	- Key standard
NLC	- No lock core

FINISH INFORMATION

Additional Laminate Offering

Additional laminates beyond KI standard offering, are available with two weeks extended leadtime. To specify additional laminates, use these designators followed by the supplier's color/pattern code:

Formica - LF/supplier's color pattern code
Nevamar - LN/supplier's color pattern code
Wilsonart - LW/supplier's color pattern code

KI's standard finish is the supplier's recommended finish for that color/pattern. Note: Nonstandard laminates from these suppliers (example: textured laminates), require an upcharge and additional leadtime.
Contact KI.

All Terrain® Storage Towers

54" Double Module Towers

Approx. Packaged Weight	S1 Steel Front Plastic Pull	S2, S3 & S4 Steel Front Bow Tie or Metric Pull	L2, L3 & L4 Laminate Front Bow Tie or Metric Pull
200.0#	$ 2088	$ 2167	$ 2541
200.0#	2223	2303	2676

SPECIAL SERVICES

Special Carton Marking

With specially marked information N/C

Shipping

Shipped **assembled freight prepaid f.o.b. Pembroke, Ontario K8A 0E1** factory. Freight class #100.

Specifications and prices are subject to change without prior notice.

All Terrain® Storage Towers

54" Double Module Towers

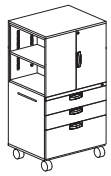

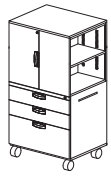

AS54

54" Unit

- One 15" deep side bookcase holds one (22-1/2") row of books/binders or two rows (45") of soft bins with 10-1/4" - 10-1/2" clearance
- One 15" wide cupboard holds one (13-1/2") row of books/binders or two rows (27") of soft bins with 10-1/4" - 10-1/2" clearance
- One drawer lock
- Two drawers - 30" wide by 6" high
- One drawer - 30" wide by 12" high
- Three accessory slots

MODEL	W x D x H	MODEL NUMBER						
		Basic Model/ Edge Style	Front Pull Style	Base	Unit Color	Surface Finish	Edge Color	Lock Option
	30 x 24 x 55-1/16"	AT54302MAG-NT	□□	□□□	□□			□□
	30 x 24 x 55-1/16"	AT54302MAG-74P	□□	□□□	□□	□□□	□□□	□□
	30 x 24 x 55-1/16"	AT54302MBG-NT	□□	□□□	□□			□□
	30 x 24 x 55-1/16"	AT54302MBG-74P	□□	□□□	□□	□□□	□□□	□□
		Ⓐ	Ⓑ	Ⓒ	Ⓓ	Ⓔ	Ⓕ	Ⓖ

HOW TO ORDER

Indicate the following information on order form:

1. Quantity of each item.
2. Model number, including options. See "How To Build a Model Number".
3. Any special service required.

Note:
- The □ indicates that a choice is required.
- The absence of the □ indicates that no choice is required.
- Alpha-numeric characters in place of □ indicate that no other alternatives are available.

HOW TO BUILD A MODEL NUMBER

Ⓐ Select basic model/edge style.

NT	- No optional top (steel)
74P	- 3/4" laminate top w/74P edge band

Ⓑ Select front/pull style.

S1	- Steel/inset plastic pull
S2	- Steel/aluminum metric
S3	- Steel/aluminum bow tie
S4	- Steel/nickel bow tie

Ⓒ Select base style.

4CW	- 4 bl/wh casters (2 locking)
PLNT	- Traditional Plinth Base

Ⓓ Select unit color.
Refer to color addendum at ki.com or KI Fabrics & Finishes binder.

Ⓔ Select surface finish.
Refer to color addendum at ki.com or KI Fabrics & Finishes binder.
Surface finish offerings are based on edge style selections.

Ⓕ Select edge color.
Refer to color addendum at ki.com or KI Fabrics & Finishes binder.
Edge color offerings are based on edge style selections.

Ⓖ Select lock optiion

KS	- Key standard
NLC	- No lock core
KA	- Key alike

FINISH INFORMATION

Additional Laminate Offering

Additional laminates beyond KI standard offering, are available with two weeks extended leadtime. To specify additional laminates, use these designators followed by the supplier's color/pattern code:

Formica - LF/supplier's color pattern code
Nevamar - LN/supplier's color pattern code
Wilsonart - LW/supplier's color pattern code

KI's standard finish is the supplier's recommended finish for that color/pattern. Note: Nonstandard laminates from these suppliers (example: textured laminates), require an upcharge and additional leadtime.
Contact KI.

All Terrain® Storage Towers

54" Double Module Towers

Approx. Packaged Weight	S1 Steel Front Plastic Pull	S2, S3 & S4 Steel Front Bow Tie or Metric Pull
226.0#	$ 2489	$ 2571
226.0#	2625	2705
226.0#	2489	2571
226.0#	2625	2705

SPECIAL SERVICES

Special Carton Marking

With specially marked information N/C

Shipping

Shipped **assembled freight prepaid f.o.b. Pembroke, Ontario K8A 0E1** factory. Freight class #100.

Specifications and prices are subject to change without prior notice.

All Terrain® Storage Towers

54" Double Module Towers

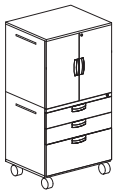

AS54

54" Unit

- One 30" wide cupboard holds one (22-1/2") row of books/binder or two rows (57") of soft bins with 10-1/4" - 10-1/2" clearance
- One drawer lock
- Two drawers - 30" wide by 6" high
- One drawer - 30" wide by 12" high
- Four accessory slots

	MODEL NUMBER								
W x D x H	Basic Model/ Edge Style	Front Pull Style	Base	Unit Color	Surface Finish	Edge Color	Front Surface Finish	Lock Option	Approx. Packaged Weight
30 x 24 x 55-1/16"	AT54302MLG-NT	□□	□□□	□□	□□□			□□	212.0#
30 x 24 x 55-1/16"	AT54302MLG-74P	□□	□□□	□□	□□□	□□□	□□□	□□	212.0#
	Ⓐ	Ⓑ	Ⓒ	Ⓓ	Ⓔ	Ⓕ	Ⓖ	Ⓗ	

HOW TO ORDER

Indicate the following information on order form:
1. Quantity of each item.
2. Model number, including options. See "How To Build a Model Number".
3. Any special service required.

Note:
- The □ indicates that a choice is required.
- The absence of the □ indicates that no choice is required.
- Alpha-numeric characters in place of □ indicate that no other alternatives are available.

HOW TO BUILD A MODEL NUMBER

Ⓐ Select basic model/edge style.

NT	- No optional top (steel)
74P	- 3/4" laminate top w/74P edge band

Ⓑ Select front/pull style.

S1	- Steel/inset plastic pull
S2	- Steel/aluminum metric
S3	- Steel/aluminum bow tie
S4	- Steel/nickel bow tie
L2	- Laminate/aluminum metric
L3	- Laminate/aluminum bow tie
L4	- Laminate/nickel bow tie

Ⓒ Select base style.

4CW	- 4 bl/wh casters (2 locking)
PLNT	- Traditional Plinth Base

Ⓓ Select unit color.
Refer to color addendum at ki.com or KI Fabrics & Finishes binder.

Ⓔ Select surface finish.
Refer to color addendum at ki.com or KI Fabrics & Finishes binder.
Surface finish offerings are based on edge style selections.

Ⓕ Select edge color.
Refer to color addendum at ki.com or KI Fabrics & Finishes binder.
Edge color offerings are based on edge style selections.

Ⓖ Select front surface finish.
Refer to color addendum at ki.com or KI Fabrics & Finishes binder.

Ⓗ Select lock optiion

KA	- Key alike
KS	- Key standard
NLC	- No lock core

FINISH INFORMATION

Additional Laminate Offering

Additional laminates beyond KI standard offering, are available with two weeks extended leadtime. To specify additional laminates, use these designators followed by the supplier's color/pattern code:

Formica - LF/supplier's color pattern code
Nevamar - LN/supplier's color pattern code
Wilsonart - LW/supplier's color pattern code

KI's standard finish is the supplier's recommended finish for that color/pattern. Note: Nonstandard laminates from these suppliers (example: textured laminates), require an upcharge and additional leadtime. Contact KI.

All Terrain® Storage Towers

54" Double Module Towers

S1 Steel Front Plastic Pull	S2, S3 & S4 Steel Front Bow Tie or Metric Pull	L2, L3 & L4 Laminate Front Bow Tie or Metric Pull
$ 2256	$ 2356	$ 2763
2391	2490	2899

SPECIAL SERVICES

Special Carton Marking

With specially marked information N/C

Shipping

Shipped **assembled freight prepaid f.o.b. Pembroke, Ontario K8A 0E1** factory. Freight class #100.

Specifications and prices are subject to change without prior notice.

All Terrain® Storage Towers

54" Double Module Towers

	MODEL	W x D x H	MODEL NUMBER							
			Basic Model/ Edge Style	Front Pull Style	Base	Unit Color	Surface Finish	Edge Color	Front Surface Finish	Lock Option
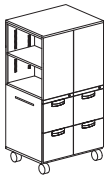 AS54	**54" Unit** • Two 15" deep side bookcases each hold one (22-1/2") row of books/binders (45" total) or two rows (90") of soft bins with 10-1/4" - 10-1/2" clearance • Two drawer locks • Four drawers -15" wide by 6" high • Two accessory slots	30 x 24 x 55-1/16"	AT54302MI2F-NT	□□	□□□	□□				□□
		30 x 24 x 55-1/16"	AT54302MI2F-74P	□□	□□□	□□	□□□	□□□		□□
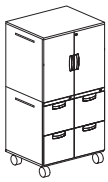 AS54	**54" Unit** • One 30" wide cupboard holds one (22-1/2") row of books/binder or two rows (57") of soft bins with 10-1/4" - 10-1/2" clearance • Twp drawer locks • Four drawers - 15" wide by 12" high • Four accessory slots	30 x 24 x 55-1/16"	AT54302ML2F-NT	□□	□□□	□□	□□□			□□
		30 x 24 x 55-1/16"	AT54302ML2F-74P	□□	□□□	□□	□□□	□□□	□□□	□□
			Ⓐ	Ⓑ	Ⓒ	Ⓓ	Ⓔ	Ⓕ	Ⓖ	Ⓗ

HOW TO ORDER

Indicate the following information on order form:
1. Quantity of each item.
2. Model number, including options. See "How To Build a Model Number".
3. Any special service required.

Note: • The □ indicates that a choice is required.
• The absence of the □ indicates that no choice is required.
• Alpha-numeric characters in place of □ indicate that no other alternatives are available.

HOW TO BUILD A MODEL NUMBER

Ⓐ Select basic model/edge style.

NT	- No optional top (steel)
74P	- 3/4" laminate top w/74P edge band

Ⓑ Select front/pull style.

S1	- Steel/inset plastic pull
S2	- Steel/aluminum metric
S3	- Steel/aluminum bow tie
S4	- Steel/nickel bow tie
L2	- Laminate/aluminum metric
L3	- Laminate/aluminum bow tie
L4	- Laminate/nickel bow tie

Ⓒ Select base style.

4CW	- 4 bl/wh casters (2 locking)
PLNT	- Traditional Plinth Base

Ⓓ Select unit color.
Refer to color addendum at ki.com or KI Fabrics & Finishes binder.

Ⓔ Select surface finish.
Refer to color addendum at ki.com or KI Fabrics & Finishes binder.
Surface finish offerings are based on edge style selections.

Ⓕ Select edge color.
Refer to color addendum at ki.com or KI Fabrics & Finishes binder.
Edge color offerings are based on edge style selections.

Ⓖ Select front surface finish.
Refer to color addendum at ki.com or KI Fabrics & Finishes binder.

Ⓗ Select lock optiion

KA	- Key alike
KS	- Key standard
NLC	- No lock core

FINISH INFORMATION

Additional Laminate Offering

Additional laminates beyond KI standard offering, are available with two weeks extended leadtime. To specify additional laminates, use these designators followed by the supplier's color/pattern code:

Formica - LF/supplier's color pattern code
Nevamar - LN/supplier's color pattern code
Wilsonart - LW/supplier's color pattern code

KI's standard finish is the supplier's recommended finish for that color/pattern. Note: Nonstandard laminates from these suppliers (example: textured laminates), require an upcharge and additional leadtime.
Contact KI.

All Terrain® Storage Towers

54" Double Module Towers

Approx. Packaged Weight	S1 Steel Front Plastic Pull	S2, S3 & S4 Steel Front Bow Tie or Metric Pull	L2, L3 & L4 Laminate Front Bow Tie or Metric Pull
224.0#	$ 2430	$ 2513	N/A
224.0#	2566	2648	N/A
218.0#	$ 2356	$ 2478	$ 2917
218.0#	2490	2614	3051

SPECIAL SERVICES

Special Carton Marking

With specially marked information N/C

Shipping

Shipped **assembled freight prepaid f.o.b. Pembroke, Ontario K8A 0E1** factory. Freight class #100.

Specifications and prices are subject to change without prior notice.

All Terrain® Storage Towers

54" Double Module Towers

	MODEL	W x D x H	MODEL NUMBER: Basic Model/ Edge Style	Front Pull Style	Base	Unit Color	Surface Finish	Edge Color	Front Surface Finish	Lock Option
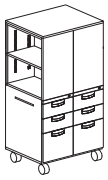 AS54	**54" Unit** • Two 15" deep side bookcases each hold one (22-1/2") row of books/binders (45" total) or two rows (90") of soft bins with 10-1/4" - 10-1/2" clearance • Two drawer locks • Four drawers -15" wide by 6" high • Two drawers - 15" wide by 12" high • Two accessory slots	30 x 24 x 55-1/16"	AT54302MI2G-NT	□□	□□□	□□				□□
		30 x 24 x 55-1/16"	AT54302MI2G-74P	□□	□□□	□□	□□□	□□□		□□
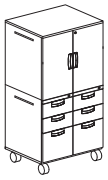 AS54	**54" Unit** • One 30" wide cupboard holds one (22-1/2") row of books/binder or two rows (57") of soft bins with 10-1/4" - 10-1/2" clearance • Twp drawer locks • Four drawers - 15" wide by 6" high • Two drawers - 15" wide by 12" high • Four accessory slots	30 x 24 x 55-1/16"	AT54302ML2G-NT	□□	□□□	□□	□□□			□□
		30 x 24 x 55-1/16"	AT54302ML2G-74P	□□	□□□	□□	□□□	□□□	□□□	□□
			Ⓐ	Ⓑ	Ⓒ	Ⓓ	Ⓔ	Ⓕ	Ⓖ	Ⓗ

HOW TO ORDER

Indicate the following information on order form:
1. Quantity of each item.
2. Model number, including options. See "How To Build a Model Number".
3. Any special service required.

Note: • The □ indicates that a choice is required.
• The absence of the □ indicates that no choice is required.
• Alpha-numeric characters in place of □ indicate that no other alternatives are available.

HOW TO BUILD A MODEL NUMBER

Ⓐ Select basic model/edge style.

NT	- No optional top (steel)
74P	- 3/4" laminate top w/74P edge band

Ⓑ Select front/pull style.

S1	- Steel/inset plastic pull
S2	- Steel/aluminum metric
S3	- Steel/aluminum bow tie
S4	- Steel/nickel bow tie
L2	- Laminate/aluminum metric
L3	- Laminate/aluminum bow tie
L4	- Laminate/nickel bow tie

Ⓒ Select base style.

4CW	- 4 bl/wh casters (2 locking)
PLNT	- Traditional Plinth Base

Ⓓ Select unit color.
Refer to color addendum at ki.com or KI Fabrics & Finishes binder.

Ⓔ Select surface finish.
Refer to color addendum at ki.com or KI Fabrics & Finishes binder.
Surface finish offerings are based on edge style selections.

Ⓕ Select edge color.
Refer to color addendum at ki.com or KI Fabrics & Finishes binder.
Edge color offerings are based on edge style selections.

Ⓖ Select front surface finish.
Refer to color addendum at ki.com or KI Fabrics & Finishes binder.

Ⓗ Select lock optiion

KA	- Key alike
KS	- Key standard
NLC	- No lock core

FINISH INFORMATION

Additional Laminate Offering

Additional laminates beyond KI standard offering, are available with two weeks extended leadtime. To specify additional laminates, use these designators followed by the supplier's color/pattern code:

Formica - LF/supplier's color pattern code
Nevamar - LN/supplier's color pattern code
Wilsonart - LW/supplier's color pattern code

KI's standard finish is the supplier's recommended finish for that color/pattern. Note: Nonstandard laminates from these suppliers (example: textured laminates), require an upcharge and additional leadtime. Contact KI.

All Terrain® Storage Towers

54" Double Module Towers

Approx. Packaged Weight	S1 Steel Front Plastic Pull	S2, S3 & S4 Steel Front Bow Tie or Metric Pull	L2, L3 & L4 Laminate Front Bow Tie or Metric Pull
237.0#	$ 2711	$ 2832	N/A
237.0#	2845	2967	N/A
231.0#	$ 2637	$ 2796	$ 3395
231.0#	2771	2930	3531

SPECIAL SERVICES

Special Carton Marking

With specially marked information N/C

Shipping

Shipped **assembled freight prepaid f.o.b. Pembroke, Ontario K8A 0E1** factory. Freight class #100.

Specifications and prices are subject to change without prior notice.

All Terrain® Storage Towers

54" Double Module Towers

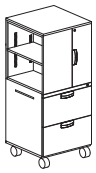

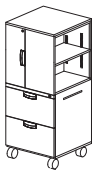

AS54

MODEL	W x D x H	MODEL NUMBER: Basic Model/ Edge Style	Front Pull Style	Base	Unit Color	Surface Finish	Edge Color	Lock Option
54" Unit • One 15" deep side bookcase holds one (22-1/2") row of books/binders or two rows (45") of soft bins with 10-1/4" - 10-1/2" clearance • One 9" wide cupboard holds one (7-1/2") row of books/binders or two (15") rows of soft bins with 10-1/4" - 10-1/2" clearance • One drawer lock • Two drawers - 24" wide by 12" high • Three accessory slots	24 x 24 x 55-1/16"	AT54242MAF-NT	□□	□□□	□□			□□
	24 x 24 x 55-1/16"	AT54242MAF-74P	□□	□□□	□□	□□□	□□□	□□
	24 x 24 x 55-1/16"	AT54242MBF-NT	□□	□□□	□□			□□
	24 x 24 x 55-1/16"	AT54242MBF-74P	□□	□□□	□□	□□□	□□□	□□
		Ⓐ	Ⓑ	Ⓒ	Ⓓ	Ⓔ	Ⓕ	Ⓖ

HOW TO ORDER

Indicate the following information on order form:
1. Quantity of each item.
2. Model number, including options. See "How To Build a Model Number".
3. Any special service required.

Note: • The □ indicates that a choice is required.
• The absence of the □ indicates that no choice is required.
• Alpha-numeric characters in place of □ indicate that no other alternatives are available.

HOW TO BUILD A MODEL NUMBER

Ⓐ Select basic model/edge style.

NT	- No optional top (steel)
74P	- 3/4" laminate top w/74P edge band

Ⓑ Select front/pull style.

S1	- Steel/inset plastic pull
S2	- Steel/aluminum metric
S3	- Steel/aluminum bow tie
S4	- Steel/nickel bow tie

Ⓒ Select base style.

4CW	- 4 bl/wh casters (2 locking)
PLNT	- Traditional Plinth Base

Ⓓ Select unit color.
Refer to color addendum at ki.com or KI Fabrics & Finishes binder.

Ⓔ Select surface finish.
Refer to color addendum at ki.com or KI Fabrics & Finishes binder.
Surface finish offerings are based on edge style selections.

Ⓕ Select edge color.
Refer to color addendum at ki.com or KI Fabrics & Finishes binder.
Edge color offerings are based on edge style selections.

Ⓖ Select lock optiion

KS	- Key standard
NLC	- No lock core
KA	- Key alike

FINISH INFORMATION

Additional Laminate Offering

Additional laminates beyond KI standard offering, are available with two weeks extended leadtime. To specify additional laminates, use these designators followed by the supplier's color/pattern code:

Formica - LF/supplier's color pattern code
Nevamar - LN/supplier's color pattern code
Wilsonart - LW/supplier's color pattern code

KI's standard finish is the supplier's recommended finish for that color/pattern. Note: Nonstandard laminates from these suppliers (example: textured laminates), require an upcharge and additional leadtime.
Contact KI.

All Terrain® Storage Towers

54" Double Module Towers

Approx. Packaged Weight	S1 Steel Front Plastic Pull	S2, S3 & S4 Steel Front Bow Tie or Metric Pull
190.0#	$ 2201	$ 2262
190.0#	2336	2396
190.0#	2201	2262
190.0#	2336	2396

SPECIAL SERVICES

Special Carton Marking

With specially marked information N/C

Shipping

Shipped **assembled freight prepaid f.o.b. Pembroke, Ontario K8A 0E1** factory. Freight class #100.

Specifications and prices are subject to change without prior notice.

All Terrain® Storage Towers

54" Double Module Towers

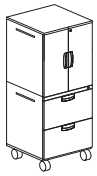

AS54

MODEL	W x D x H	MODEL NUMBER							
		Basic Model/ Edge Style	Front Pull Style	Base	Unit Color	Surface Finish	Edge Color	Front Surface Finish	Lock Option
54" Unit • One 24" wide cupboard holds one (22-1/2") row of books/binder or two (45") rows of soft bins with 10-1/4" - 10-1/2" clearance • One drawer lock • Two drawers - 24" wide by 12" high • Four accessory slots	24 x 24 x 55-1/16"	AT54242MLF-NT	□□	□□□	□□	□□□			□□
	24 x 24 x 55-1/16"	AT54242MLF-74P	□□	□□□	□□	□□□	□□□	□□□	□□
		Ⓐ	Ⓑ	Ⓒ	Ⓓ	Ⓔ	Ⓕ	Ⓖ	Ⓗ

HOW TO ORDER

Indicate the following information on order form:
1. Quantity of each item.
2. Model number, including options. See "How To Build a Model Number".
3. Any special service required.

Note:
- The □ indicates that a choice is required.
- The absence of the □ indicates that no choice is required.
- Alpha-numeric characters in place of □ indicate that no other alternatives are available.

HOW TO BUILD A MODEL NUMBER

Ⓐ Select basic model/edge style.

NT	- No optional top (steel)
74P	- 3/4" laminate top w/74P edge band

Ⓑ Select front/pull style.

S1	- Steel/inset plastic pull
S2	- Steel/aluminum metric
S3	- Steel/aluminum bow tie
S4	- Steel/nickel bow tie
L2	- Laminate/aluminum metric
L3	- Laminate/aluminum bow tie
L4	- Laminate/nickel bow tie

Ⓒ Select base style.

4CW	- 4 bl/wh casters (2 locking)
PLNT	- Traditional Plinth Base

Ⓓ Select unit color.
Refer to color addendum at ki.com or KI Fabrics & Finishes binder.

Ⓔ Select surface finish.
Refer to color addendum at ki.com or KI Fabrics & Finishes binder.
Surface finish offerings are based on edge style selections.

Ⓕ Select edge color.
Refer to color addendum at ki.com or KI Fabrics & Finishes binder.
Edge color offerings are based on edge style selections.

Ⓖ Select front surface finish.
Refer to color addendum at ki.com or KI Fabrics & Finishes binder.

Ⓗ Select lock optiion

KA	- Key alike
KS	- Key standard
NLC	- No lock core

FINISH INFORMATION

Additional Laminate Offering

Additional laminates beyond KI standard offering, are available with two weeks extended leadtime. To specify additional laminates, use these designators followed by the supplier's color/pattern code:

Formica - LF/supplier's color pattern code
Nevamar - LN/supplier's color pattern code
Wilsonart - LW/supplier's color pattern code

KI's standard finish is the supplier's recommended finish for that color/pattern. Note: Nonstandard laminates from these suppliers (example: textured laminates), require an upcharge and additional leadtime.
Contact KI.

All Terrain® Storage Towers

54" Double Module Towers

Approx. Packaged Weight	S1 Steel Front Plastic Pull	S2, S3 & S4 Steel Front Bow Tie or Metric Pull	L2, L3 & L4 Laminate Front Bow Tie or Metric Pull
176.0#	$ 2001	$ 2083	$ 2400
176.0#	2135	2213	2537

SPECIAL SERVICES

Special Carton Marking

With specially marked information N/C

Shipping

Shipped **assembled freight prepaid f.o.b. Pembroke, Ontario K8A 0E1** factory. Freight class #100.

Specifications and prices are subject to change without prior notice.

All Terrain® Storage Towers

54" Double Module Towers

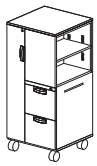

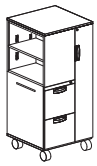

AS54

MODEL	W x D x H	MODEL NUMBER: Basic Model/ Edge Style	Front Pull Style	Base	Unit Color	Surface Finish	Edge Color	Lock Option
54" Unit with Locker • One 9" wide front wardrobe left or right • One 15" deep side bookcase holds one (22-1/2") row of books/binders or two (45") rows of soft bins with 10-1/4" - 10-1/2" clearance • One drawer lock • Two drawers - 15" wide by 12" high • One accessory slot	24 x 24 x 55-1/16"	AT54242MW49APF-NT	□□	□□□	□□			□□
	24 x 24 x 55-1/16"	AT54242MW49APF-74P	□□	□□□	□□	□□□	□□□	□□
	24 x 24 x 55-1/16"	AT54242MW49BOF-NT	□□	□□□	□□			□□
	24 x 24 x 55-1/16"	AT54242MW49BOF-74P	□□	□□□	□□	□□□	□□□	□□
		Ⓐ	Ⓑ	Ⓒ	Ⓓ	Ⓔ	Ⓕ	Ⓖ

HOW TO ORDER

Indicate the following information on order form:
1. Quantity of each item.
2. Model number, including options. See "How To Build a Model Number".
3. Any special service required.

Note:
- The □ indicates that a choice is required.
- The absence of the □ indicates that no choice is required.
- Alpha-numeric characters in place of □ indicate that no other alternatives are available.

HOW TO BUILD A MODEL NUMBER

Ⓐ Select basic model/edge style.

NT	- No optional top (steel)
74P	- 3/4" laminate top w/74P edge band

Ⓑ Select front/pull style.

S1	- Steel/inset plastic pull
S2	- Steel/aluminum metric
S3	- Steel/aluminum bow tie
S4	- Steel/nickel bow tie

Ⓒ Select base style.

4CW	- 4 bl/wh casters (2 locking)
PLNT	- Traditional Plinth Base

Ⓓ Select unit color.
Refer to color addendum at ki.com or KI Fabrics & Finishes binder.

Ⓔ Select surface finish.
Refer to color addendum at ki.com or KI Fabrics & Finishes binder.
Surface finish offerings are based on edge style selections.

Ⓕ Select edge color.
Refer to color addendum at ki.com or KI Fabrics & Finishes binder.
Edge color offerings are based on edge style selections.

Ⓖ Select lock optiion

KA	- Key alike
KS	- Key standard
NLC	- No lock core

FINISH INFORMATION

Additional Laminate Offering

Additional laminates beyond KI standard offering, are available with two weeks extended leadtime. To specify additional laminates, use these designators followed by the supplier's color/pattern code:

Formica - LF/supplier's color pattern code
Nevamar - LN/supplier's color pattern code
Wilsonart - LW/supplier's color pattern code

KI's standard finish is the supplier's recommended finish for that color/pattern. Note: Nonstandard laminates from these suppliers (example: textured laminates), require an upcharge and additional leadtime.
Contact KI.

All Terrain® Storage Towers

54" Double Module Towers

Approx. Packaged Weight	S1 Steel Front Plastic Pull	S2, S3 & S4 Steel Front Bow Tie or Metric Pull
165.0#	$ 1883	$ 1946
165.0#	2018	2081
165.0#	1883	1946
165.0#	2018	2081

SPECIAL SERVICES

Special Carton Marking

With specially marked information	N/C

Shipping

Shipped **assembled freight prepaid f.o.b. Pembroke, Ontario K8A 0E1** factory. Freight class #100.

Specifications and prices are subject to change without prior notice.

All Terrain® Storage Towers

54" Double Module Towers

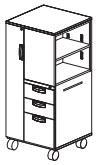

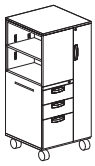

AS54

MODEL	W x D x H	MODEL NUMBER: Basic Model/ Edge Style	Front Pull Style	Base	Unit Color	Surface Finish	Edge Color	Lock Option
54" Unit with Locker • One 9" wide front wardrobe left or right • One 15" deep side bookcase holds one (22-1/2") row of books/binders or two (45") rows of soft bins with 10-1/4" - 10-1/2" clearance • One drawer lock • Two drawers - 15" wide by 6" high • One drawer - 15" wide by 12" high • One accessory slot	24 x 24 x 55-1/16"	AT54242MW49APG-NT	□□	□□□	□□			□□
	24 x 24 x 55-1/16"	AT54242MW49APG-74P	□□	□□□	□□	□□□	□□□	□□
	24 x 24 x 55-1/16"	AT54242MW49BOG-NT	□□	□□□	□□			□□
	24 x 24 x 55-1/16"	AT54242MW49BOG-74P	□□	□□□	□□	□□□	□□□	□□
		Ⓐ	Ⓑ	Ⓒ	Ⓓ	Ⓔ	Ⓕ	Ⓖ

HOW TO ORDER

Indicate the following information on order form:
1. Quantity of each item.
2. Model number, including options. See "How To Build a Model Number".
3. Any special service required.

Note: • The □ indicates that a choice is required.
• The absence of the □ indicates that no choice is required.
• Alpha-numeric characters in place of □ indicate that no other alternatives are available.

HOW TO BUILD A MODEL NUMBER

Ⓐ Select basic model/edge style.

NT	- No optional top (steel)
74P	- 3/4" laminate top w/74P edge band

Ⓑ Select front/pull style.

S1	- Steel/inset plastic pull
S2	- Steel/aluminum metric
S3	- Steel/aluminum bow tie
S4	- Steel/nickel bow tie

Ⓒ Select base style.

4CW	- 4 bl/wh casters (2 locking)
PLNT	- Traditional Plinth Base

Ⓓ Select unit color.
Refer to color addendum at ki.com or KI Fabrics & Finishes binder.

Ⓔ Select surface finish.
Refer to color addendum at ki.com or KI Fabrics & Finishes binder.
Surface finish offerings are based on edge style selections.

Ⓕ Select edge color.
Refer to color addendum at ki.com or KI Fabrics & Finishes binder.
Edge color offerings are based on edge style selections.

Ⓖ Select lock optiion

KA	- Key alike
KS	- Key standard
NLC	- No lock core

FINISH INFORMATION

Additional Laminate Offering

Additional laminates beyond KI standard offering, are available with two weeks extended leadtime. To specify additional laminates, use these designators followed by the supplier's color/pattern code:

Formica - LF/supplier's color pattern code
Nevamar - LN/supplier's color pattern code
Wilsonart - LW/supplier's color pattern code

KI's standard finish is the supplier's recommended finish for that color/pattern. Note: Nonstandard laminates from these suppliers (example: textured laminates), require an upcharge and additional leadtime.
Contact KI.

All Terrain® Storage Towers

54" Double Module Towers

Approx. Packaged Weight	S1 Steel Front Plastic Pull	S2, S3 & S4 Steel Front Bow Tie or Metric Pull
171.0#	$ 1982	$ 2066
171.0#	2117	2200
171.0#	1982	2066
171.0#	2117	2200

SPECIAL SERVICES

Special Carton Marking

With specially marked information N/C

Shipping

Shipped **assembled freight prepaid f.o.b. Pembroke, Ontario K8A 0E1** factory. Freight class #100.

Specifications and prices are subject to change without prior notice.

All Terrain® Storage Towers

54" Double Module Towers

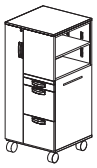

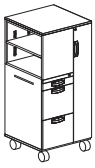

AS54

MODEL	W x D x H	MODEL NUMBER: Basic Model/ Edge Style	Front Pull Style	Base	Unit Color	Surface Finish	Edge Color	Lock Option
54" Unit with Locker • One 9" wide front wardrobe left or right • One 15" deep side bookcase holds one (22-1/2") row of books/binders • One drawer lock • One drawer - 15" wide by 3" high • Two drawers - 15" wide by 12" high • One accessory slot	24 x 24 x 55-1/16"	AT54242MW49API-NT	□□	□□□	□□			□□
	24 x 24 x 55-1/16"	AT54242MW49API-74P	□□	□□□	□□	□□□	□□□	□□
	24 x 24 x 55-1/16"	AT54242MW49BOI-NT	□□	□□□	□□			□□
	24 x 24 x 55-1/16"	AT54242MW49BOI-74P	□□	□□□	□□	□□□	□□□	□□
		Ⓐ	Ⓑ	Ⓒ	Ⓓ	Ⓔ	Ⓕ	Ⓖ

HOW TO ORDER

Indicate the following information on order form:
1. Quantity of each item.
2. Model number, including options. See "How To Build a Model Number".
3. Any special service required.

Note: • The □ indicates that a choice is required.
• The absence of the □ indicates that no choice is required.
• Alpha-numeric characters in place of □ indicate that no other alternatives are available.

HOW TO BUILD A MODEL NUMBER

Ⓐ Select basic model/edge style.

NT	- No optional top (steel)
74P	- 3/4" laminate top w/74P edge band

Ⓑ Select front/pull style.

S1	- Steel/inset plastic pull
S2	- Steel/aluminum metric
S3	- Steel/aluminum bow tie
S4	- Steel/nickel bow tie

Ⓒ Select base style.

4CW	- 4 bl/wh casters (2 locking)
PLNT	- Traditional Plinth Base

Ⓓ Select unit color.
Refer to color addendum at ki.com or KI Fabrics & Finishes binder.

Ⓔ Select surface finish.
Refer to color addendum at ki.com or KI Fabrics & Finishes binder.
Surface finish offerings are based on edge style selections.

Ⓕ Select edge color.
Refer to color addendum at ki.com or KI Fabrics & Finishes binder.
Edge color offerings are based on edge style selections.

Ⓖ Select lock optiion

KA	- Key alike
KS	- Key standard
NLC	- No lock core

FINISH INFORMATION

Additional Laminate Offering

Additional laminates beyond KI standard offering, are available with two weeks extended leadtime. To specify additional laminates, use these designators followed by the supplier's color/pattern code:

Formica - LF/supplier's color pattern code
Nevamar - LN/supplier's color pattern code
Wilsonart - LW/supplier's color pattern code

KI's standard finish is the supplier's recommended finish for that color/pattern. Note: Nonstandard laminates from these suppliers (example: textured laminates), require an upcharge and additional leadtime.
Contact KI.

All Terrain® Storage Towers

54" Double Module Towers

Approx. Packaged Weight	S1 Steel Front Plastic Pull	S2, S3 & S4 Steel Front Bow Tie or Metric Pull
171.0#	$ 2011	$ 2091
171.0#	2144	2226
171.0#	2011	2091
171.0#	2144	2226

SPECIAL SERVICES

Special Carton Marking

With specially marked information N/C

Shipping

Shipped **assembled freight prepaid f.o.b. Pembroke, Ontario K8A 0E1** factory. Freight class #100.

Specifications and prices are subject to change without prior notice.

All Terrain® Storage Towers

66" Double Module Towers

	MODEL	W x D x H	MODEL NUMBER							
			Basic Model/ Edge Style	Front Pull Style	Base	Unit Color	Surface Finish	Edge Color	Front Surface Finish	Lock Option
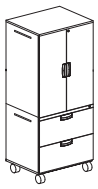 AS66	**66" Unit** • One 30" wide cupboard with two shelves, holds two (45") rows of books/binders or three (67-1/2") rows of soft bins with 10-1/4" clearance • One drawer lock • Two drawers - 30" wide by 12" high • Four accessory slots	30 x 24 x 67-5/16"	AT66302MLF-NT	□□	□□□	□□	□□□			□□
		30 x 24 x 67-5/16"	AT66302MLF-74P	□□	□□□	□□	□□□	□□□	□□□	□□
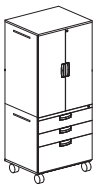 AS66	**66" Unit** • One 30" wide cupboard with two shelves, holds two (45") rows of books/binders or three (67-1/2") rows of soft bins with 10-1/4" clearance • One drawer lock • Two drawers - 30" wide by 6" high • One drawer - 30" wide by 12" high • Four accessory slots	30 x 24 x 67-5/16"	AT66302MLG-NT	□□	□□□	□□	□□□			□□
		30 x 24 x 67-5/16"	AT66302MLG-74P	□□	□□□	□□	□□□	□□□	□□□	□□
			Ⓐ	Ⓑ	Ⓒ	Ⓓ	Ⓔ	Ⓕ	Ⓖ	Ⓗ

HOW TO ORDER

Indicate the following information on order form:
1. Quantity of each item.
2. Model number, including options. See "How To Build a Model Number".
3. Any special service required.

Note:
- The □ indicates that a choice is required.
- The absence of the □ indicates that no choice is required.
- Alpha-numeric characters in place of □ indicate that no other alternatives are available.

HOW TO BUILD A MODEL NUMBER

Ⓐ Select basic model/edge style.

NT	- No optional top (steel)
74P	- 3/4" laminate top w/74P edge band

Ⓑ Select front/pull style.

S1	- Steel/inset plastic pull
S2	- Steel/aluminum metric
S3	- Steel/aluminum bow tie
S4	- Steel/nickel bow tie
L2	- Laminate/aluminum metric
L3	- Laminate/aluminum bow tie
L4	- Laminate/nickel bow tie

Ⓒ Select base style.

4CW	- 4 bl/wh casters (2 locking)
PLNT	- Traditional Plinth Base

Ⓓ Select unit color.
Refer to color addendum at ki.com or KI Fabrics & Finishes binder.

Ⓔ Select surface finish.
Refer to color addendum at ki.com or KI Fabrics & Finishes binder.
Surface finish offerings are based on edge style selections.

Ⓕ Select edge color.
Refer to color addendum at ki.com or KI Fabrics & Finishes binder.
Edge color offerings are based on edge style selections.

Ⓖ Select front surface finish.
Refer to color addendum at ki.com or KI Fabrics & Finishes binder.

Ⓗ Select lock optiion

KA	- Key alike
KS	- Key standard
NLC	- No lock core

FINISH INFORMATION

Additional Laminate Offering

Additional laminates beyond KI standard offering, are available with two weeks extended leadtime. To specify additional laminates, use these designators followed by the supplier's color/pattern code:

Formica - LF/supplier's color pattern code
Nevamar - LN/supplier's color pattern code
Wilsonart - LW/supplier's color pattern code

KI's standard finish is the supplier's recommended finish for that color/pattern. Note: Nonstandard laminates from these suppliers (example: textured laminates), require an upcharge and additional leadtime. Contact KI.

All Terrain® Storage Towers

66" Double Module Towers

Approx. Packaged Weight	S1 Steel Front Plastic Pull	S2, S3 & S4 Steel Front Bow Tie or Metric Pull	L2, L3 & L4 Laminate Front Bow Tie or Metric Pull
222.0#	$ 2283	$ 2364	$ 2886
222.0#	2420	2500	3020
235.0#	$ 2452	$ 2554	$ 3108
235.0#	2586	2689	3244

SPECIAL SERVICES

Special Carton Marking

With specially marked information N/C

Shipping

Shipped **assembled freight prepaid f.o.b. Pembroke, Ontario K8A 0E1** factory. Freight class #100.

Specifications and prices are subject to change without prior notice.

All Terrain® Storage Towers

66" Double Module Towers

	MODEL	W x D x H	MODEL NUMBER							
			Basic Model/ Edge Style	Front Pull Style	Base	Unit Color	Surface Finish	Edge Color	Front Surface Finish	Lock Option
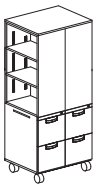 AS66	**66" Unit** • Two 15" deep side bookcases with four shelves, each hold two (45") rows of book/binders (90" total) or three (67-1/2") rows of soft bins with 10-1/4" clearance • Two drawer locks • Four drawers -15" wide by 12" high • Two accessory slots	30 x 24 x 67-5/16"	AT66302MI2F-NT	□□	□□□	□□				□□
		30 x 24 x 67-5/16"	AT66302MI2F-74P	□□	□□□	□□	□□□	□□□		□□
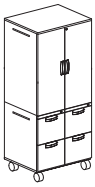 AS66	**66" Unit** • One 30" wide cupboard with two shelves, holds two (45") rows of books/binders or three (67-1/2") rows of soft bins with 10-1/4" clearance • Two drawer locks • Four drawers -15" wide by 12" high • Four accessory slots	30 x 24 x 67-5/16"	AT66302ML2F-NT	□□	□□□	□□	□□□			□□
		30 x 24 x 67-5/16"	AT66302ML2F-74P	□□	□□□	□□	□□□	□□□	□□□	□□
			Ⓐ	Ⓑ	Ⓒ	Ⓓ	Ⓔ	Ⓕ	Ⓖ	Ⓗ

HOW TO ORDER

Indicate the following information on order form:
1. Quantity of each item.
2. Model number, including options. See "How To Build a Model Number".
3. Any special service required.

Note: • The □ indicates that a choice is required.
• The absence of the □ indicates that no choice is required.
• Alpha-numeric characters in place of □ indicate that no other alternatives are available.

HOW TO BUILD A MODEL NUMBER

Ⓐ Select basic model/edge style.

NT	- No optional top (steel)
74P	- 3/4" laminate top w/74P edge band

Ⓑ Select front/pull style.

S1	- Steel/inset plastic pull
S2	- Steel/aluminum metric
S3	- Steel/aluminum bow tie
S4	- Steel/nickel bow tie
L2	- Laminate/aluminum metric
L3	- Laminate/aluminum bow tie
L4	- Laminate/nickel bow tie

Ⓒ Select base style.

4CW	- 4 bl/wh casters (2 locking)
PLNT	- Traditional Plinth Base

Ⓓ Select unit color.
Refer to color addendum at ki.com or KI Fabrics & Finishes binder.

Ⓔ Select surface finish.
Refer to color addendum at ki.com or KI Fabrics & Finishes binder.
Surface finish offerings are based on edge style selections.

Ⓕ Select edge color.
Refer to color addendum at ki.com or KI Fabrics & Finishes binder.
Edge color offerings are based on edge style selections.

Ⓖ Select front surface finish.
Refer to color addendum at ki.com or KI Fabrics & Finishes binder.

Ⓗ Select lock optiion

KA	- Key alike
KS	- Key standard
NLC	- No lock core

FINISH INFORMATION

Additional Laminate Offering

Additional laminates beyond KI standard offering, are available with two weeks extended leadtime. To specify additional laminates, use these designators followed by the supplier's color/pattern code:

Formica - LF/supplier's color pattern code
Nevamar - LN/supplier's color pattern code
Wilsonart - LW/supplier's color pattern code

KI's standard finish is the supplier's recommended finish for that color/pattern. Note: Nonstandard laminates from these suppliers (example: textured laminates), require an upcharge and additional leadtime. Contact KI.

All Terrain® Storage Towers

66" Double Module Towers

Approx. Packaged Weight	S1 Steel Front Plastic Pull	S2, S3 & S4 Steel Front Bow Tie or Metric Pull	L2, L3 & L4 Laminate Front Bow Tie or Metric Pull
259.0#	$ 2687	$ 2766	N/A
259.0#	2820	2901	N/A
241.0#	$ 2555	$ 2676	$ 3260
241.0#	2690	2814	3396

SPECIAL SERVICES

Special Carton Marking

With specially marked information N/C

Shipping

Shipped **assembled freight prepaid f.o.b. Pembroke, Ontario K8A 0E1** factory. Freight class #100.

Specifications and prices are subject to change without prior notice.

All Terrain® Storage Towers

66" Double Module Towers

	MODEL	W x D x H	MODEL NUMBER: Basic Model/ Edge Style	Front Pull Style	Base	Unit Color	Surface Finish	Edge Color	Front Surface Finish	Lock Option
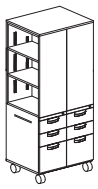 AS66	**66" Unit** • Two 15" deep side bookcases with four shelves, each hold two (45") rows of book/binders (90" total) or three (67-1/2") rows of soft bins with 10-1/4" clearance • Two drawer locks • Four drawers - 15" wide by 6" high • Two drawers - 15" wide by 6" high • Two accessory slots	30 x 24 x 67-5/16"	AT66302MI2G-NT	□□	□□□	□□				□□
		30 x 24 x 67-5/16"	AT66302MI2G-74P	□□	□□□	□□	□□□	□□□		□□
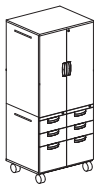 AS66	**66" Unit** • One 30" wide cupboard with two shelves, holds two (45") rows of books/binders or three (67-1/2") rows of soft bins with 10-1/4" clearance • Two drawer locks • Four drawers - 15" wide by 6" high • Two drawers - 15" wide by 12" high • Four accessory slots	30 x 24 x 67-5/16"	AT66302ML2G-NT	□□	□□□	□□	□□□			□□
		30 x 24 x 67-5/16"	AT66302ML2G-74P	□□	□□□	□□	□□□	□□□	□□□	□□
			Ⓐ	Ⓑ	Ⓒ	Ⓓ	Ⓔ	Ⓕ	Ⓖ	Ⓗ

HOW TO ORDER

Indicate the following information on order form:
1. Quantity of each item.
2. Model number, including options. See "How To Build a Model Number".
3. Any special service required.

Note:
- The □ indicates that a choice is required.
- The absence of the □ indicates that no choice is required.
- Alpha-numeric characters in place of □ indicate that no other alternatives are available.

HOW TO BUILD A MODEL NUMBER

Ⓐ Select basic model/edge style.

NT	- No optional top (steel)
74P	- 3/4" laminate top w/74P edge band

Ⓑ Select front/pull style.

S1	- Steel/inset plastic pull
S2	- Steel/aluminum metric
S3	- Steel/aluminum bow tie
S4	- Steel/nickel bow tie
L2	- Laminate/aluminum metric
L3	- Laminate/aluminum bow tie
L4	- Laminate/nickel bow tie

Ⓒ Select base style.

4CW	- 4 bl/wh casters (2 locking)
PLNT	- Traditional Plinth Base

Ⓓ Select unit color.
Refer to color addendum at ki.com or KI Fabrics & Finishes binder.

Ⓔ Select surface finish.
Refer to color addendum at ki.com or KI Fabrics & Finishes binder.
Surface finish offerings are based on edge style selections.

Ⓕ Select edge color.
Refer to color addendum at ki.com or KI Fabrics & Finishes binder.
Edge color offerings are based on edge style selections.

Ⓖ Select front surface finish.
Refer to color addendum at ki.com or KI Fabrics & Finishes binder.

Ⓗ Select lock optiion

KA	- Key alike
KS	- Key standard
NLC	- No lock core

FINISH INFORMATION

Additional Laminate Offering

Additional laminates beyond KI standard offering, are available with two weeks extended leadtime. To specify additional laminates, use these designators followed by the supplier's color/pattern code:

Formica - LF/supplier's color pattern code
Nevamar - LN/supplier's color pattern code
Wilsonart - LW/supplier's color pattern code

KI's standard finish is the supplier's recommended finish for that color/pattern. Note: Nonstandard laminates from these suppliers (example: textured laminates), require an upcharge and additional leadtime. Contact KI.

All Terrain® Storage Towers

66" Double Module Towers

Approx. Packaged Weight	S1 Steel Front Plastic Pull	S2, S3 & S4 Steel Front Bow Tie or Metric Pull	L2, L3 & L4 Laminate Front Bow Tie or Metric Pull
272.0#	$ 2965	$ 3086	N/A
272.0#	3099	3221	N/A
254.0#	$ 2833	$ 2997	$ 3740
254.0#	2969	3132	3876

SPECIAL SERVICES

Special Carton Marking

With specially marked information N/C

Shipping

Shipped **assembled freight prepaid f.o.b. Pembroke, Ontario K8A 0E1** factory. Freight class #100.

Specifications and prices are subject to change without prior notice.

All Terrain® Storage Towers

66" Double Module Towers

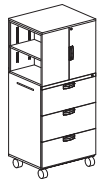

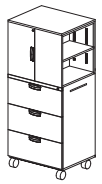

AS66

66" Unit

- One 15" deep side bookcases with shelf holds one (22-1/2") row of books/binders or two (45") rows of soft bins with 10-1/4" clearance
- One 15" wide cupboard with shelf holds one (13-1/2") row of books/binders or two (27") rows with shelf of soft bins with 10-1/4" clearance
- One drawer lock
- Three drawers - 30" wide by 12" high
- Three accessory slots

MODEL	W x D x H	MODEL NUMBER: Basic Model/ Edge Style	Front Pull Style	Base	Unit Color	Surface Finish	Edge Color	Lock Option
		Ⓐ	Ⓑ	Ⓒ	Ⓓ	Ⓔ	Ⓕ	Ⓖ
	30 x 24 x 67-5/16"	AT66302MAP-NT	☐☐	☐☐☐	☐☐			☐☐
	30 x 24 x 67-5/16"	AT66302MAP-74P	☐☐	☐☐☐	☐☐	☐☐☐	☐☐☐	☐☐
	30 x 24 x 67-5/16"	AT66302MBP-NT	☐☐	☐☐☐	☐☐			☐☐
	30 x 24 x 67-5/16"	AT66302MBP-74P	☐☐	☐☐☐	☐☐	☐☐☐	☐☐☐	☐☐

HOW TO ORDER

Indicate the following information on order form:

1. Quantity of each item.
2. Model number, including options. See "How To Build a Model Number".
3. Any special service required.

Note:
- The ☐ indicates that a choice is required.
- The absence of the ☐ indicates that no choice is required.
- Alpha-numeric characters in place of ☐ indicate that no other alternatives are available.

HOW TO BUILD A MODEL NUMBER

Ⓐ Select basic model/edge style.

NT	- No optional top (steel)
74P	- 3/4" laminate top w/74P edge band

Ⓑ Select front/pull style.

S1	- Steel/inset plastic pull
S2	- Steel/aluminum metric
S3	- Steel/aluminum bow tie
S4	- Steel/nickel bow tie

Ⓒ Select base style.

4CW	- 4 bl/wh casters (2 locking)
PLNT	- Traditional Plinth Base

Ⓓ Select unit color.
Refer to color addendum at ki.com or KI Fabrics & Finishes binder.

Ⓔ Select surface finish.
Refer to color addendum at ki.com or KI Fabrics & Finishes binder.
Surface finish offerings are based on edge style selections.

Ⓕ Select edge color.
Refer to color addendum at ki.com or KI Fabrics & Finishes binder.
Edge color offerings are based on edge style selections.

Ⓖ Select lock optiion

KS	- Key standard
NLC	- No lock core
KA	- Key alike

FINISH INFORMATION

Additional Laminate Offering

Additional laminates beyond KI standard offering, are available with two weeks extended leadtime. To specify additional laminates, use these designators followed by the supplier's color/pattern code:

Formica - LF/supplier's color pattern code
Nevamar - LN/supplier's color pattern code
Wilsonart - LW/supplier's color pattern code

KI's standard finish is the supplier's recommended finish for that color/pattern. Note: Nonstandard laminates from these suppliers (example: textured laminates), require an upcharge and additional leadtime.
Contact KI.

All Terrain® Storage Towers

66" Double Module Towers

Approx. Packaged Weight	S1 Steel Front Plastic Pull	S2, S3 & S4 Steel Front Bow Tie or Metric Pull
256.0#	$ 2620	$ 2700
256.0#	2755	2834
256.0#	2620	2700
256.0#	2755	2834

SPECIAL SERVICES

Special Carton Marking

With specially marked information N/C

Shipping

Shipped **assembled freight prepaid f.o.b. Pembroke, Ontario K8A 0E1** factory. Freight class #100.

Specifications and prices are subject to change without prior notice.

All Terrain® Storage Towers

66" Double Module Towers

	MODEL	W x D x H	MODEL NUMBER: Basic Model/ Edge Style	Front Pull Style	Base	Unit Color	Surface Finish	Edge Color	Front Surface Finish	Lock Option
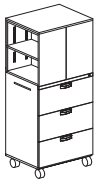 AS66	**66" Unit** • Two 15" deep side bookcases with two shelves, each hold one (22-1/2") row of books/binders or two (45") rows of soft bins with 10-1/4" clearance • One drawer lock • Three drawers - 30" wide by 12" high • Two accessory slots	30 x 24 x 67-5/16"	AT66302MIP-NT	□□	□□□	□□				□□
		30 x 24 x 67-5/16"	AT66302MIP-74P	□□	□□□	□□	□□□	□□□		□□
 AS66	**66" Unit** • One 30" wide cupboard with shelf holds one (22-1/2") row of books/binders or two (45") rows with shelf of soft bins with 10-1/4" clearance • One drawer lock • Three drawers - 30" wide by 12" high • Four accessory slots	30 x 24 x 67-5/16"	AT66302MLP-NT	□□	□□□	□□	□□□			□□
		30 x 24 x 67-5/16"	AT66302MLP-74P	□□	□□□	□□	□□□	□□□	□□□	□□
			Ⓐ	Ⓑ	Ⓒ	Ⓓ	Ⓔ	Ⓕ	Ⓖ	Ⓗ

HOW TO ORDER

Indicate the following information on order form:
1. Quantity of each item.
2. Model number, including options. See "How To Build a Model Number".
3. Any special service required.

Note: • The □ indicates that a choice is required.
• The absence of the □ indicates that no choice is required.
• Alpha-numeric characters in place of □ indicate that no other alternatives are available.

HOW TO BUILD A MODEL NUMBER

Ⓐ Select basic model/edge style.

NT	- No optional top (steel)
74P	- 3/4" laminate top w/74P edge band

Ⓑ Select front/pull style.

S1	- Steel/inset plastic pull
S2	- Steel/aluminum metric
S3	- Steel/aluminum bow tie
S4	- Steel/nickel bow tie
L2	- Laminate/aluminum metric
L3	- Laminate/aluminum bow tie
L4	- Laminate/nickel bow tie

Ⓒ Select base style.

4CW	- 4 bl/wh casters (2 locking)
PLNT	- Traditional Plinth Base

Ⓓ Select unit color.
Refer to color addendum at ki.com or KI Fabrics & Finishes binder.

Ⓔ Select surface finish.
Refer to color addendum at ki.com or KI Fabrics & Finishes binder.
Surface finish offerings are based on edge style selections.

Ⓕ Select edge color.
Refer to color addendum at ki.com or KI Fabrics & Finishes binder.
Edge color offerings are based on edge style selections.

Ⓖ Select front surface finish.
Refer to color addendum at ki.com or KI Fabrics & Finishes binder.

Ⓗ Select lock optiion

KA	- Key alike
KS	- Key standard
NLC	- No lock core

FINISH INFORMATION

Additional Laminate Offering

Additional laminates beyond KI standard offering, are available with two weeks extended leadtime. To specify additional laminates, use these designators followed by the supplier's color/pattern code:

Formica - LF/supplier's color pattern code
Nevamar - LN/supplier's color pattern code
Wilsonart - LW/supplier's color pattern code

KI's standard finish is the supplier's recommended finish for that color/pattern. Note: Nonstandard laminates from these suppliers (example: textured laminates), require an upcharge and additional leadtime.
Contact KI.

All Terrain® Storage Towers

66" Double Module Towers

Approx. Packaged Weight	S1 Steel Front Plastic Pull	S2, S3 & S4 Steel Front Bow Tie or Metric Pull	L2, L3 & L4 Laminate Front Bow Tie or Metric Pull
247.0#	$ 2457	$ 2518	N/A
247.0#	2592	2654	N/A
242.0#	$ 2386	$ 2484	$ 2970
242.0#	2518	2620	3104

SPECIAL SERVICES

Special Carton Marking

With specially marked information N/C

Shipping

Shipped **assembled freight prepaid f.o.b. Pembroke, Ontario K8A 0E1** factory. Freight class #100.

Specifications and prices are subject to change without prior notice.

All Terrain® Storage Towers

66" Double Module Towers

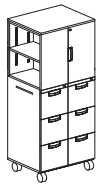

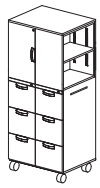

AS66

MODEL	W x D x H	MODEL NUMBER: Basic Model/ Edge Style	Front Pull Style	Base	Unit Color	Surface Finish	Edge Color	Lock Option
66" Unit • One 15" deep side bookcases with shelf holds one (22-1/2") row of books/binders or two (45") rows of soft bins with 10-1/4" clearance • One 15" wide cupboard with shelf holds one (13-1/2") row of books/binders or two (27") rows with shelf of soft bins with 10-1/4" clearance • Two drawer locks • Six drawers - 15" wide by 12" high • Three accessory slots	30 x 24 x 67-5/16"	AT66302MA2P-NT	□□	□□□	□□			□□
	30 x 24 x 67-5/16"	AT66302MA2P-74P	□□	□□□	□□	□□□	□□□	□□
	30 x 24 x 67-5/16"	AT66302MB2P-NT	□□	□□□	□□			□□
	30 x 24 x 67-5/16"	AT66302MB2P-74P	□□	□□□	□□	□□□	□□□	□□
		Ⓐ	Ⓑ	Ⓒ	Ⓓ	Ⓔ	Ⓕ	Ⓖ

HOW TO ORDER

Indicate the following information on order form:
1. Quantity of each item.
2. Model number, including options. See "How To Build a Model Number".
3. Any special service required.

Note:
- The □ indicates that a choice is required.
- The absence of the □ indicates that no choice is required.
- Alpha-numeric characters in place of □ indicate that no other alternatives are available.

HOW TO BUILD A MODEL NUMBER

Ⓐ Select basic model/edge style.

NT	- No optional top (steel)
74P	- 3/4" laminate top w/74P edge band

Ⓑ Select front/pull style.

S1	- Steel/inset plastic pull
S2	- Steel/aluminum metric
S3	- Steel/aluminum bow tie
S4	- Steel/nickel bow tie

Ⓒ Select base style.

4CW	- 4 bl/wh casters (2 locking)
PLNT	- Traditional Plinth Base

Ⓓ Select unit color.
Refer to color addendum at ki.com or KI Fabrics & Finishes binder.

Ⓔ Select surface finish.
Refer to color addendum at ki.com or KI Fabrics & Finishes binder.
Surface finish offerings are based on edge style selections.

Ⓕ Select edge color.
Refer to color addendum at ki.com or KI Fabrics & Finishes binder.
Edge color offerings are based on edge style selections.

Ⓖ Select lock optiion

KA	- Key alike
KS	- Key standard
NLC	- No lock core

FINISH INFORMATION

Additional Laminate Offering

Additional laminates beyond KI standard offering, are available with two weeks extended leadtime. To specify additional laminates, use these designators followed by the supplier's color/pattern code:

Formica - LF/supplier's color pattern code
Nevamar - LN/supplier's color pattern code
Wilsonart - LW/supplier's color pattern code

KI's standard finish is the supplier's recommended finish for that color/pattern. Note: Nonstandard laminates from these suppliers (example: textured laminates), require an upcharge and additional leadtime.
Contact KI.

All Terrain® Storage Towers

66" Double Module Towers

Approx. Packaged Weight	S1 Steel Front Plastic Pull	S2, S3 & S4 Steel Front Bow Tie or Metric Pull
283.0#	$ 3051	$ 3195
283.0#	3187	3329
283.0#	3051	3195
283.0#	3187	3329

SPECIAL SERVICES

Special Carton Marking

With specially marked information N/C

Shipping

Shipped **assembled freight prepaid f.o.b. Pembroke, Ontario K8A 0E1** factory. Freight class #100.

Specifications and prices are subject to change without prior notice.

All Terrain® Storage Towers

66" Double Module Towers

	MODEL	W x D x H	MODEL NUMBER							
			Basic Model/ Edge Style	Front Pull Style	Base	Unit Color	Surface Finish	Edge Color	Front Surface Finish	Lock Option
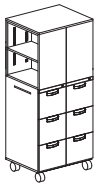 AS66	**66" Unit** • Two 15" deep side bookcases with two shelves, each hold one (22-1/2") row of books/binders or two (45") rows of soft bins with 10-1/4" clearance • Two drawer locks • Six drawers -15" wide by 12" high • Two accessory slots	30 x 24 x 67-5/16"	AT66302MI2P-NT	□□	□□□	□□				□□
		30 x 24 x 67-5/16"	AT66302MI2P-74P	□□	□□□	□□	□□□	□□□		□□
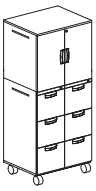 AS66	**66" Unit** • One 30" wide cupboardholds one (22-1/2") row of books/binders or two (45") rows of soft bins with 10-1/4" clearance • Two drawer locks • Six drawers - 15" wide by 12" high • Four accessory slots	30 x 24 x 67-5/16"	AT66302ML2P-NT	□□	□□□	□□	□□□			□□
		30 x 24 x 67-5/16"	AT66302ML2P-74P	□□	□□□	□□	□□□	□□□	□□□	□□
			Ⓐ	Ⓑ	Ⓒ	Ⓓ	Ⓔ	Ⓕ	Ⓖ	Ⓗ

HOW TO ORDER

Indicate the following information on order form:
1. Quantity of each item.
2. Model number, including options. See "How To Build a Model Number".
3. Any special service required.

Note:
- The □ indicates that a choice is required.
- The absence of the □ indicates that no choice is required.
- Alpha-numeric characters in place of □ indicate that no other alternatives are available.

HOW TO BUILD A MODEL NUMBER

Ⓐ Select basic model/edge style.

NT	- No optional top (steel)
74P	- 3/4" laminate top w/74P edge band

Ⓑ Select front/pull style.

S1	- Steel/inset plastic pull
S2	- Steel/aluminum metric
S3	- Steel/aluminum bow tie
S4	- Steel/nickel bow tie
L2	- Laminate/aluminum metric
L3	- Laminate/aluminum bow tie
L4	- Laminate/nickel bow tie

Ⓒ Select base style.

4CW	- 4 bl/wh casters (2 locking)
PLNT	- Traditional Plinth Base

Ⓓ Select unit color.
Refer to color addendum at ki.com or KI Fabrics & Finishes binder.

Ⓔ Select surface finish.
Refer to color addendum at ki.com or KI Fabrics & Finishes binder.
Surface finish offerings are based on edge style selections.

Ⓕ Select edge color.
Refer to color addendum at ki.com or KI Fabrics & Finishes binder.
Edge color offerings are based on edge style selections.

Ⓖ Select front surface finish.
Refer to color addendum at ki.com or KI Fabrics & Finishes binder.

Ⓗ Select lock optiion

KA	- Key alike
KS	- Key standard
NLC	- No lock core

FINISH INFORMATION

Additional Laminate Offering

Additional laminates beyond KI standard offering, are available with two weeks extended leadtime. To specify additional laminates, use these designators followed by the supplier's color/pattern code:

Formica - LF/supplier's color pattern code
Nevamar - LN/supplier's color pattern code
Wilsonart - LW/supplier's color pattern code

KI's standard finish is the supplier's recommended finish for that color/pattern. Note: Nonstandard laminates from these suppliers (example: textured laminates), require an upcharge and additional leadtime. Contact KI.

All Terrain® Storage Towers

66" Double Module Towers

Approx. Packaged Weight	S1 Steel Front Plastic Pull	S2, S3 & S4 Steel Front Bow Tie or Metric Pull	L2, L3 & L4 Laminate Front Bow Tie or Metric Pull
274.0#	$ 2891	$ 3012	N/A
274.0#	3026	3146	N/A
269.0#	$ 2817	$ 2978	$ 3560
269.0#	2953	3113	3696

SPECIAL SERVICES

Special Carton Marking

With specially marked information N/C

Shipping

Shipped **assembled freight prepaid f.o.b. Pembroke, Ontario K8A 0E1** factory. Freight class #100.

Specifications and prices are subject to change without prior notice.

All Terrain® Storage Towers

66" Double Module Towers

	MODEL	W x D x H	MODEL NUMBER: Basic Model/ Edge Style	Front Pull Style	Base	Unit Color	Surface Finish	Edge Color	Front Surface Finish	Lock Option
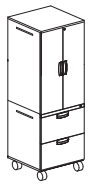 AS66	**66" Unit** • One 24" wide cupboard with two shelves, holds two (45") rows of books/binders or three (67-1/2") rows of soft bins with 10-1/4" clearance • One drawer lock • Two drawers - 24" wide by 12" high • Four accessory slots	24 x 24 x 67-5/16"	AT66242MLF-NT	□□	□□□	□□	□□□			□□
		24 x 24 x 67-5/16"	AT66242MLF-74P	□□	□□□	□□	□□□	□□□	□□□	□□
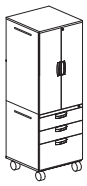 AS66	**66" Unit** • One 24" wide cupboard with two shelves, holds two (45") rows of books/binders or three (67-1/2") rows of soft bins with 10-1/4" clearance • One drawer lock • Two drawers - 24" wide by 6" high • One drawer - 24" wide by 12" high • Four accessory slots	24 x 24 x 67-5/16"	AT66242MLG-NT	□□	□□□	□□	□□□			□□
		24 x 24 x 67-5/16"	AT66242MLG-74P	□□	□□□	□□	□□□	□□□	□□□	□□
			Ⓐ	Ⓑ	Ⓒ	Ⓓ	Ⓔ	Ⓕ	Ⓖ	Ⓗ

HOW TO ORDER

Indicate the following information on order form:
1. Quantity of each item.
2. Model number, including options. See "How To Build a Model Number".
3. Any special service required.

Note:
- The □ indicates that a choice is required.
- The absence of the □ indicates that no choice is required.
- Alpha-numeric characters in place of □ indicate that no other alternatives are available.

HOW TO BUILD A MODEL NUMBER

Ⓐ Select basic model/edge style.

NT	- No optional top (steel)
74P	- 3/4" laminate top w/74P edge band

Ⓑ Select front/pull style.

S1	- Steel/inset plastic pull
S2	- Steel/aluminum metric
S3	- Steel/aluminum bow tie
S4	- Steel/nickel bow tie
L2	- Laminate/aluminum metric
L3	- Laminate/aluminum bow tie
L4	- Laminate/nickel bow tie

Ⓒ Select base style.

4CW	- 4 bl/wh casters (2 locking)
PLNT	- Traditional Plinth Base

Ⓓ Select unit color.
Refer to color addendum at ki.com or KI Fabrics & Finishes binder.

Ⓔ Select surface finish.
Refer to color addendum at ki.com or KI Fabrics & Finishes binder.
Surface finish offerings are based on edge style selections.

Ⓕ Select edge color.
Refer to color addendum at ki.com or KI Fabrics & Finishes binder.
Edge color offerings are based on edge style selections.

Ⓖ Select front surface finish.
Refer to color addendum at ki.com or KI Fabrics & Finishes binder.

Ⓗ Select lock optiion

KA	- Key alike
KS	- Key standard
NLC	- No lock core

FINISH INFORMATION

Additional Laminate Offering

Additional laminates beyond KI standard offering, are available with two weeks extended leadtime. To specify additional laminates, use these designators followed by the supplier's color/pattern code:

Formica - LF/supplier's color pattern code
Nevamar - LN/supplier's color pattern code
Wilsonart - LW/supplier's color pattern code

KI's standard finish is the supplier's recommended finish for that color/pattern. Note: Nonstandard laminates from these suppliers (example: textured laminates), require an upcharge and additional leadtime. Contact KI.

All Terrain® Storage Towers

66" Double Module Towers

Approx. Packaged Weight	S1 Steel Front Plastic Pull	S2, S3 & S4 Steel Front Bow Tie or Metric Pull	L2, L3 & L4 Laminate Front Bow Tie or Metric Pull
203.0#	$ 2198	$ 2277	$ 2730
203.0#	2331	2411	2864
214.0#	$ 2392	$ 2492	$ 3016
214.0#	2527	2628	3151

SPECIAL SERVICES

Special Carton Marking

With specially marked information N/C

Shipping

Shipped **assembled freight prepaid f.o.b. Pembroke, Ontario K8A 0E1** factory. Freight class #100.

Specifications and prices are subject to change without prior notice.

All Terrain® Storage Towers

66" Double Module Towers

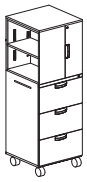

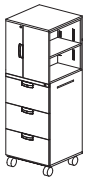

AS66

66" Unit

- One 15" deep side bookcase with shelf holds one (22-1/2") row of books/binders or two (45") rows of soft bins with 10-1/4" clearance
- One 9" wide cupboard with shelf holds one (7-1/2") row of books/binders or two (15") rows of soft bins with 10-1/4" clearance
- One drawer lock
- Three drawers - 24" wide by 12" high
- Three accessory slots

MODEL	W x D x H	MODEL NUMBER						
		Basic Model/ Edge Style	Front Pull Style	Base	Unit Color	Surface Finish	Edge Color	Lock Option
	24 x 24 x 67-5/16"	AT66242MAP-NT	□□	□□□	□□			□□
	24 x 24 x 67-5/16"	AT66242MAP-74P	□□	□□□	□□	□□□	□□□	□□
	24 x 24 x 67-5/16"	AT66242MBP-NT	□□	□□□	□□			□□
	24 x 24 x 67-5/16"	AT66242MBP-74P	□□	□□□	□□	□□□	□□□	□□
		Ⓐ	Ⓑ	Ⓒ	Ⓓ	Ⓔ	Ⓕ	Ⓖ

HOW TO ORDER

Indicate the following information on order form:

1. Quantity of each item.
2. Model number, including options. See "How To Build a Model Number".
3. Any special service required.

Note:
- The □ indicates that a choice is required.
- The absence of the □ indicates that no choice is required.
- Alpha-numeric characters in place of □ indicate that no other alternatives are available.

HOW TO BUILD A MODEL NUMBER

Ⓐ Select basic model/edge style.

NT	- No optional top (steel)
74P	- 3/4" laminate top w/74P edge band

Ⓑ Select front/pull style.

S1	- Steel/inset plastic pull
S2	- Steel/aluminum metric
S3	- Steel/aluminum bow tie
S4	- Steel/nickel bow tie

Ⓒ Select base style.

4CW	- 4 bl/wh casters (2 locking)
PLNT	- Traditional Plinth Base

Ⓓ Select unit color.
Refer to color addendum at ki.com or KI Fabrics & Finishes binder.

Ⓔ Select surface finish.
Refer to color addendum at ki.com or KI Fabrics & Finishes binder.
Surface finish offerings are based on edge style selections.

Ⓕ Select edge color.
Refer to color addendum at ki.com or KI Fabrics & Finishes binder.
Edge color offerings are based on edge style selections.

Ⓖ Select lock optiion

KA	- Key alike
KS	- Key standard
NLC	- No lock core

FINISH INFORMATION

Additional Laminate Offering

Additional laminates beyond KI standard offering, are available with two weeks extended leadtime. To specify additional laminates, use these designators followed by the supplier's color/pattern code:

Formica - LF/supplier's color pattern code
Nevamar - LN/supplier's color pattern code
Wilsonart - LW/supplier's color pattern code

KI's standard finish is the supplier's recommended finish for that color/pattern. Note: Nonstandard laminates from these suppliers (example: textured laminates), require an upcharge and additional leadtime.
Contact KI.

All Terrain® Storage Towers

66" Double Module Towers

Approx. Packaged Weight	S1 Steel Front Plastic Pull	S2, S3 & S4 Steel Front Bow Tie or Metric Pull
228.0#	$ 2572	$ 2654
228.0#	2708	2787
228.0#	2572	2654
228.0#	2708	2787

SPECIAL SERVICES

Special Carton Marking

With specially marked information N/C

Shipping

Shipped **assembled freight prepaid f.o.b. Pembroke, Ontario K8A 0E1** factory. Freight class #100.

Specifications and prices are subject to change without prior notice.

All Terrain® Storage Towers

66" Double Module Towers

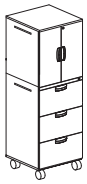

AS66

MODEL	W x D x H	MODEL NUMBER: Basic Model/ Edge Style	Front Pull Style	Base	Unit Color	Surface Finish	Edge Color	Front Surface Finish	Lock Option
66" Unit • One 24" wide cupboard with shelf, holds one (22-1/2") row of books/binders or two (45") rows of soft bins with 10-1/4" clearance • One drawer lock • Three drawers - 24" wide by 12" high • Four accessory slots	24 x 24 x 67-5/16"	AT66242MLP-NT	□□	□□□	□□	□□□			□□
	24 x 24 x 67-5/16"	AT66242MLP-74P	□□	□□□	□□	□□□	□□□	□□□	□□
		Ⓐ	Ⓑ	Ⓒ	Ⓓ	Ⓔ	Ⓕ	Ⓖ	Ⓗ

HOW TO ORDER

Indicate the following information on order form:
1. Quantity of each item.
2. Model number, including options. See "How To Build a Model Number".
3. Any special service required.

Note:
- The □ indicates that a choice is required.
- The absence of the □ indicates that no choice is required.
- Alpha-numeric characters in place of □ indicate that no other alternatives are available.

HOW TO BUILD A MODEL NUMBER

Ⓐ Select basic model/edge style.

NT	- No optional top (steel)
74P	- 3/4" laminate top w/74P edge band

Ⓑ Select front/pull style.

S1	- Steel/inset plastic pull
S2	- Steel/aluminum metric
S3	- Steel/aluminum bow tie
S4	- Steel/nickel bow tie
L2	- Laminate/aluminum metric
L3	- Laminate/aluminum bow tie
L4	- Laminate/nickel bow tie

Ⓒ Select base style.

4CW	- 4 bl/wh casters (2 locking)
PLNT	- Traditional Plinth Base

Ⓓ Select unit color.
Refer to color addendum at ki.com or KI Fabrics & Finishes binder.

Ⓔ Select surface finish.
Refer to color addendum at ki.com or KI Fabrics & Finishes binder.
Surface finish offerings are based on edge style selections.

Ⓕ Select edge color.
Refer to color addendum at ki.com or KI Fabrics & Finishes binder.
Edge color offerings are based on edge style selections.

Ⓖ Select front surface finish.
Refer to color addendum at ki.com or KI Fabrics & Finishes binder.

Ⓗ Select lock optiion

KA	- Key alike
KS	- Key standard
NLC	- No lock core

FINISH INFORMATION

Additional Laminate Offering

Additional laminates beyond KI standard offering, are available with two weeks extended leadtime. To specify additional laminates, use these designators followed by the supplier's color/pattern code:

Formica - LF/supplier's color pattern code
Nevamar - LN/supplier's color pattern code
Wilsonart - LW/supplier's color pattern code

KI's standard finish is the supplier's recommended finish for that color/pattern. Note: Nonstandard laminates from these suppliers (example: textured laminates), require an upcharge and additional leadtime.
Contact KI.

All Terrain® Storage Towers

66" Double Module Towers

Approx. Packaged Weight	S1 Steel Front Plastic Pull	S2, S3 & S4 Steel Front Bow Tie or Metric Pull	L2, L3 & L4 Laminate Front Bow Tie or Metric Pull
214.0#	$ 2348	$ 2450	$ 2852
214.0#	2485	2584	2983

SPECIAL SERVICES

Special Carton Marking

With specially marked information N/C

Shipping

Shipped **assembled freight prepaid f.o.b. Pembroke, Ontario K8A 0E1** factory. Freight class #100.

Specifications and prices are subject to change without prior notice.

All Terrain® Storage Towers

66" Triple Module Towers

	MODEL	W x D x H	MODEL NUMBER: Basic Model/ Edge Style	Front Pull Style	Base	Unit Color	Surface Finish	Edge Color	Lock Option
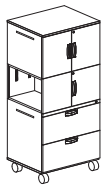 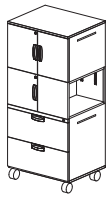 AS66	**66" Unit** • One 30" wide cupboard holds one (22-1/2") row of books/binders • One 15" deep side bookcase holds one (22-1/2") row of books/binders • One 15" wide cupboard holds one (13-1/2") row of books/binders • One drawer lock • Two drawers - 30" wide by 12" high • Five accessory slots	30 x 24 x 67-5/16"	AT66303MLAF-NT	□□	□□□	□□			□□
		30 x 24 x 67-5/16"	AT66303MLAF-74P	□□	□□□	□□	□□□	□□□	□□
		30 x 24 x 67-5/16"	AT66303MLBF-NT	□□	□□□	□□			□□
		30 x 24 x 67-5/16"	AT66303MLBF-74P	□□	□□□	□□	□□□	□□□	□□
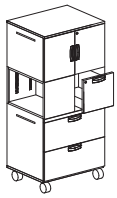 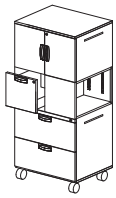 AS66	**66" Unit** • One 30" wide cupboard holds one (22-1/2") row of books/binders • One 15" deep side bookcase holds one (22-1/2") row of books/binders • One 15" wide binder drawer open front with lock • One drawer lock • Two drawers - 30" wide by 12" high • Five accessory slots	30 x 24 x 67-5/16"	AT66303MLEF-NT	□□	□□□	□□			□□
		30 x 24 x 67-5/16"	AT66303MLEF-74P	□□	□□□	□□	□□□	□□□	□□
		30 x 24 x 67-5/16"	AT66303MLFF-NT	□□	□□□	□□			□□
		30 x 24 x 67-5/16"	AT66303MLFF-74P	□□	□□□	□□	□□□	□□□	□□
				Ⓐ	Ⓑ	Ⓒ	Ⓓ	Ⓔ	Ⓕ	Ⓖ

HOW TO ORDER

Indicate the following information on order form:
1. Quantity of each item.
2. Model number, including options. See "How To Build a Model Number".
3. Any special service required.

Note:
- The □ indicates that a choice is required.
- The absence of the □ indicates that no choice is required.
- Alpha-numeric characters in place of □ indicate that no other alternatives are available.

HOW TO BUILD A MODEL NUMBER

Ⓐ Select basic model/edge style.

NT	- No optional top (steel)
74P	- 3/4" laminate top w/74P edge band

Ⓑ Select front/pull style.

S1	- Steel/inset plastic pull
S2	- Steel/aluminum metric
S3	- Steel/aluminum bow tie
S4	- Steel/nickel bow tie

Ⓒ Select base style.

4CW	- 4 bl/wh casters (2 locking)
PLNT	- Traditional Plinth Base

Ⓓ Select unit color.
Refer to color addendum at ki.com or KI Fabrics & Finishes binder.

Ⓔ Select surface finish.
Refer to color addendum at ki.com or KI Fabrics & Finishes binder.
Surface finish offerings are based on edge style selections.

Ⓕ Select edge color.
Refer to color addendum at ki.com or KI Fabrics & Finishes binder.
Edge color offerings are based on edge style selections.

Ⓖ Select lock optiion

KA	- Key alike
KS	- Key standard
NLC	- No lock core

FINISH INFORMATION

Additional Laminate Offering

Additional laminates beyond KI standard offering, are available with two weeks extended leadtime. To specify additional laminates, use these designators followed by the supplier's color/pattern code:

Formica - LF/supplier's color pattern code
Nevamar - LN/supplier's color pattern code
Wilsonart - LW/supplier's color pattern code

KI's standard finish is the supplier's recommended finish for that color/pattern. Note: Nonstandard laminates from these suppliers (example: textured laminates), require an upcharge and additional leadtime.
Contact KI.

All Terrain® Storage Towers

66" Triple Module Towers

Approx. Packaged Weight	S1 Steel Front Plastic Pull	S2, S3 & S4 Steel Front Bow Tie or Metric Pull
256.0#	$ 2734	$ 2837
256.0#	2869	2971
256.0#	2734	2837
256.0#	2869	2971
251.0#	$ 2736	$ 2840
251.0#	2872	2973
251.0#	2736	2840
251.0#	2872	2973

SPECIAL SERVICES

Special Carton Marking

With specially marked information N/C

Shipping

Shipped **assembled freight prepaid f.o.b. Pembroke, Ontario K8A 0E1** factory. Freight class #100.

Specifications and prices are subject to change without prior notice.

All Terrain® Storage Towers

66" Double Module Wardrobes

	MODEL	W x D x H	MODEL NUMBER						
			Basic Model/ Edge Style	Front Pull Style	Base	Unit Color	Surface Finish	Edge Color	Lock Option
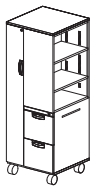 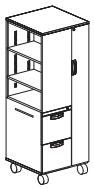 AS66	**66" Unit with Locker** • One 9" wide front wardrobe open left or right • One 15" deep side bookcase with two shelves, holds two (45") row of books/ binders or three (67-1/2") rows of soft bins with 10-1/4" clearance • One drawer lock • Two drawers - 15" wide by 12" high • One accessory slots	24 x 24 x 67-5/16"	AT66242MW61APF-NT	□□	□□□	□□			□□
		24 x 24 x 67-5/16"	AT66242MW61APF-74P	□□	□□□	□□	□□□	□□□	□□
		24 x 24 x 67-5/16"	AT66242MW61BOF-NT	□□	□□□	□□			□□
		24 x 24 x 67-5/16"	AT66242MW61BOF-74P	□□	□□□	□□	□□□	□□□	□□
AS66	**66" Unit with Locker** • One 9" wide front wardrobe open left or right • One 15" deep side bookcase with two shelves, holds two (45") row of books/ binders or three (67-1/2") rows of soft bins with 10-1/4" clearance • One drawer lock • Two drawers - 15" wide by 6" high • One drawer - 15" wide by 12" high • One accessory slots	24 x 24 x 67-5/16"	AT66242MW61APG-NT	□□	□□□	□□			□□
		24 x 24 x 67-5/16"	AT66242MW61APG-74P	□□	□□□	□□	□□□	□□□	□□
		24 x 24 x 67-5/16"	AT66242MW61BOG-NT	□□	□□□	□□			□□
		24 x 24 x 67-5/16"	AT66242MW61BOG-74P	□□	□□□	□□	□□□	□□□	□□
				Ⓐ	Ⓑ	Ⓒ	Ⓓ	Ⓔ	Ⓕ	Ⓖ

HOW TO ORDER

Indicate the following information on order form:
1. Quantity of each item.
2. Model number, including options. See "How To Build a Model Number".
3. Any special service required.

Note:
- The □ indicates that a choice is required.
- The absence of the □ indicates that no choice is required.
- Alpha-numeric characters in place of □ indicate that no other alternatives are available.

HOW TO BUILD A MODEL NUMBER

Ⓐ Select basic model/edge style.

NT	- No optional top (steel)
74P	- 3/4" laminate top w/74P edge band

Ⓑ Select front/pull style.

S1	- Steel/inset plastic pull
S2	- Steel/aluminum metric
S3	- Steel/aluminum bow tie
S4	- Steel/nickel bow tie

Ⓒ Select base style.

4CW	- 4 bl/wh casters (2 locking)
PLNT	- Traditional Plinth Base

Ⓓ Select unit color.
Refer to color addendum at ki.com or KI Fabrics & Finishes binder.

Ⓔ Select surface finish.
Refer to color addendum at ki.com or KI Fabrics & Finishes binder.
Surface finish offerings are based on edge style selections.

Ⓕ Select edge color.
Refer to color addendum at ki.com or KI Fabrics & Finishes binder.
Edge color offerings are based on edge style selections.

Ⓖ Select lock optiion

KA	- Key alike
KS	- Key standard
NLC	- No lock core

FINISH INFORMATION

Additional Laminate Offering

Additional laminates beyond KI standard offering, are available with two weeks extended leadtime. To specify additional laminates, use these designators followed by the supplier's color/pattern code:

Formica - LF/supplier's color pattern code
Nevamar - LN/supplier's color pattern code
Wilsonart - LW/supplier's color pattern code

KI's standard finish is the supplier's recommended finish for that color/pattern. Note: Nonstandard laminates from these suppliers (example: textured laminates), require an upcharge and additional leadtime. Contact KI.

All Terrain® Storage Towers

66" Double Module Wardrobes

Approx. Packaged Weight	S1 Steel Front Plastic Pull	S2, S3 & S4 Steel Front Bow Tie or Metric Pull
181.0#	$ 1928	$ 1989
181.0#	2065	2125
181.0#	1928	1989
181.0#	2065	2125
187.0#	$ 2091	$ 2171
187.0#	2226	2305
187.0#	2091	2171
187.0#	2226	2305

SPECIAL SERVICES

Special Carton Marking

With specially marked information N/C

Shipping

Shipped **assembled freight prepaid f.o.b. Pembroke, Ontario K8A 0E1** factory. Freight class #100.

Specifications and prices are subject to change without prior notice.

All Terrain® Storage Towers

66" Double Module Wardrobes

	MODEL	W x D x H	MODEL NUMBER: Basic Model/ Edge Style	Front Pull Style	Base	Unit Color	Surface Finish	Edge Color	Lock Option
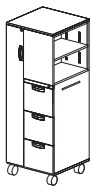 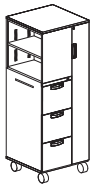 AS66	**66" Unit with Locker** • One 9" wide front wardrobe open left or right • One 15" deep side bookcase with two shelves, holds two (45") row of books/ binders or three (67-1/2") rows of soft bins with 10-1/4" clearance • One drawer lock • Three drawers - 15" wide by 12" high • One accessory slot	24 x 24 x 67-5/16"	AT66242MW61APP-NT	□□	□□□	□□			□□
		24 x 24 x 67-5/16"	AT66242MW61APP-74P	□□	□□□	□□	□□□	□□□	□□
		24 x 24 x 67-5/16"	AT66242MW61BOP-NT	□□	□□□	□□			□□
		24 x 24 x 67-5/16"	AT66242MW61BOP-74P	□□	□□□	□□	□□□	□□□	□□
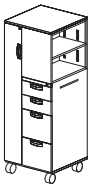 AS66	**66" Unit with Locker** • One 9" wide front wardrobe open left or right • One 15" deep side bookcase with two shelves, holds two (45") row of books/ binders or three (67-1/2") rows of soft bins with 10-1/4" clearance • One drawer lock • Two drawers - 15" wide by 6" high • Two drawers - 15" wide by 12" high • One accessory slot	24 x 24 x 67-5/16"	AT66242MW61APQ-NT	□□	□□□	□□			□□
		24 x 24 x 67-5/16"	AT66242MW61APQ-74P	□□	□□□	□□	□□□	□□□	□□
		24 x 24 x 67-5/16"	AT66242MW61BOQ-NT	□□	□□□	□□			□□
		24 x 24 x 67-5/16"	AT66242MW61BOQ-74P	□□	□□□	□□	□□□	□□□	□□
				Ⓐ	Ⓑ	Ⓒ	Ⓓ	Ⓔ	Ⓕ	Ⓖ

HOW TO ORDER

Indicate the following information on order form:
1. Quantity of each item.
2. Model number, including options. See "How To Build a Model Number".
3. Any special service required.

Note:
- The □ indicates that a choice is required.
- The absence of the □ indicates that no choice is required.
- Alpha-numeric characters in place of □ indicate that no other alternatives are available.

HOW TO BUILD A MODEL NUMBER

Ⓐ Select basic model/edge style.

NT	- No optional top (steel)
74P	- 3/4" laminate top w/74P edge band

Ⓑ Select front/pull style.

S1	- Steel/inset plastic pull
S2	- Steel/aluminum metric
S3	- Steel/aluminum bow tie
S4	- Steel/nickel bow tie

Ⓒ Select base style.

4CW	- 4 bl/wh casters (2 locking)
PLNT	- Traditional Plinth Base

Ⓓ Select unit color.
Refer to color addendum at ki.com or KI Fabrics & Finishes binder.

Ⓔ Select surface finish.
Refer to color addendum at ki.com or KI Fabrics & Finishes binder.
Surface finish offerings are based on edge style selections.

Ⓕ Select edge color.
Refer to color addendum at ki.com or KI Fabrics & Finishes binder.
Edge color offerings are based on edge style selections.

Ⓖ Select lock optiion

KA	- Key alike
KS	- Key standard
NLC	- No lock core

FINISH INFORMATION

Additional Laminate Offering

Additional laminates beyond KI standard offering, are available with two weeks extended leadtime. To specify additional laminates, use these designators followed by the supplier's color/pattern code:

Formica - LF/supplier's color pattern code
Nevamar - LN/supplier's color pattern code
Wilsonart - LW/supplier's color pattern code

KI's standard finish is the supplier's recommended finish for that color/pattern. Note: Nonstandard laminates from these suppliers (example: textured laminates), require an upcharge and additional leadtime.
Contact KI.

All Terrain® Storage Towers

66" Double Module Wardrobes

Approx. Packaged Weight	S1 Steel Front Plastic Pull	S2, S3 & S4 Steel Front Bow Tie or Metric Pull
189.0#	$ 2041	$ 2123
189.0#	2174	2257
189.0#	2041	2123
189.0#	2174	2257
196.0#	$ 2179	$ 2280
196.0#	2315	2415
196.0#	2179	2280
196.0#	2315	2415

SPECIAL SERVICES

Special Carton Marking

With specially marked information N/C

Shipping

Shipped **assembled freight prepaid f.o.b. Pembroke, Ontario K8A 0E1** factory. Freight class #100.

Specifications and prices are subject to change without prior notice.

All Terrain® Storage Towers

66" Double Module Wardrobes

	MODEL	W x D x H	MODEL NUMBER: Basic Model/ Edge Style	Front Pull Style	Base	Unit Color	Surface Finish	Edge Color	Lock Option
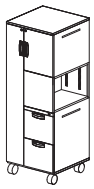 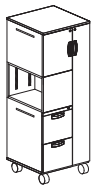 AS66	**66" Unit with Locker** • One 9" wide front wardrobe open left or right • One 15" wide cupboard with shelf holds one (22-1/2") row of books/binders • One 15" deep side bookcase holds one (22-1/2") row of books/binders • One drawer lock • Two drawers - 15" wide by 12" high • One accessory slot	24 x 24 x 67-5/16"	AT66243MW61ALPF-NT	□□	□□□	□□			□□
		24 x 24 x 67-5/16"	AT66243MW61ALPF-74P	□□	□□□	□□	□□□	□□□	□□
		24 x 24 x 67-5/16"	AT66243MW61BLOF-NT	□□	□□□	□□			□□
		24 x 24 x 67-5/16"	AT66243MW61BLOF-74P	□□	□□□	□□	□□□	□□□	□□
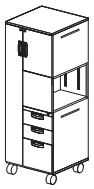 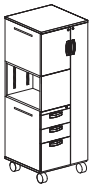 AS66	**66" Unit with Locker** • One 9" wide front wardrobe open left or right • One 15" wide cupboard with shelf holds one (22-1/2") row of books/binders • One 15" deep side bookcase holds one (22-1/2") row of books/binders • One drawer lock • Two drawers - 15" wide by 6" high • One drawer - 15" wide by 12" high • Two accessory slots	24 x 24 x 67-5/16"	AT66243MW61ALPG-NT	□□	□□□	□□			□□
		24 x 24 x 67-5/16"	AT66243MW61ALPG-74P	□□	□□□	□□	□□□	□□□	□□
		24 x 24 x 67-5/16"	AT66243MW61BLOG-NT	□□	□□□	□□			□□
		24 x 24 x 67-5/16"	AT66243MW61BLOG-74P	□□	□□□	□□	□□□	□□□	□□
				Ⓐ	Ⓑ	Ⓒ	Ⓓ	Ⓔ	Ⓕ	Ⓖ

HOW TO ORDER

Indicate the following information on order form:
1. Quantity of each item.
2. Model number, including options. See "How To Build a Model Number".
3. Any special service required.

Note:
- The □ indicates that a choice is required.
- The absence of the □ indicates that no choice is required.
- Alpha-numeric characters in place of □ indicate that no other alternatives are available.

HOW TO BUILD A MODEL NUMBER

Ⓐ Select basic model/edge style.

NT	- No optional top (steel)
74P	- 3/4" laminate top w/74P edge band

Ⓑ Select front/pull style.

S1	- Steel/inset plastic pull
S2	- Steel/aluminum metric
S3	- Steel/aluminum bow tie
S4	- Steel/nickel bow tie

Ⓒ Select base style.

4CW	- 4 bl/wh casters (2 locking)
PLNT	- Traditional Plinth Base

Ⓓ Select unit color.
Refer to color addendum at ki.com or KI Fabrics & Finishes binder.

Ⓔ Select surface finish.
Refer to color addendum at ki.com or KI Fabrics & Finishes binder.
Surface finish offerings are based on edge style selections.

Ⓕ Select edge color.
Refer to color addendum at ki.com or KI Fabrics & Finishes binder.
Edge color offerings are based on edge style selections.

Ⓖ Select lock optiion

KA	- Key alike
KS	- Key standard
NLC	- No lock core

FINISH INFORMATION

Additional Laminate Offering

Additional laminates beyond KI standard offering, are available with two weeks extended leadtime. To specify additional laminates, use these designators followed by the supplier's color/pattern code:

Formica - LF/supplier's color pattern code
Nevamar - LN/supplier's color pattern code
Wilsonart - LW/supplier's color pattern code

KI's standard finish is the supplier's recommended finish for that color/pattern. Note: Nonstandard laminates from these suppliers (example: textured laminates), require an upcharge and additional leadtime.
Contact KI.

All Terrain® Storage Towers

66" Double Module Wardrobes

Approx. Packaged Weight	S1 Steel Front Plastic Pull	S2, S3 & S4 Steel Front Bow Tie or Metric Pull
193.0#	$ 2283	$ 2386
193.0#	2420	2518
193.0#	2283	2386
193.0#	2420	2518
199.0#	$ 2394	$ 2517
199.0#	2531	2653
199.0#	2394	2517
199.0#	2531	2653

SPECIAL SERVICES

Special Carton Marking

With specially marked information N/C

Shipping

Shipped **assembled freight prepaid f.o.b. Pembroke, Ontario K8A 0E1** factory. Freight class #100.

Specifications and prices are subject to change without prior notice.

All Terrain® Storage Towers

66" Triple Module Wardrobes

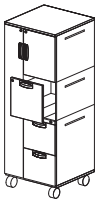

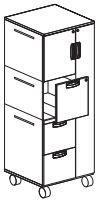

AS66

66" Unit with Locker

- One 9" wide front wardrobe open left or right
- One 15" wide cupboard with shelf holds one (22-1/2") row of books/ binders
- One 15" wide binder drawer open front with lock
- One drawer lock
- Two drawers - 15" wide by 12" high
- Three accessory slots

		MODEL NUMBER								
	W x D x H	Basic Model/ Edge Style	Front Pull Style	Base	Unit Color	Surface Finish	Edge Color	Front Surface Finish	Lock Option	Approx. Packaged Weight
	24 x 24 x 67-5/16"	AT66243MW61ALTF-NT	□□	□□□	□□	□□□			□□	199.0#
	24 x 24 x 67-5/16"	AT66243MW61ALTF-74P	□□	□□□	□□	□□□	□□□	□□□	□□	199.0#
	24 x 24 x 67-5/16"	AT66243MW61BLSF-NT	□□	□□□	□□	□□□			□□	199.0#
	24 x 24 x 67-5/16"	AT66243MW61BLSF-74P	□□	□□□	□□	□□□	□□□	□□□	□□	199.0#
		Ⓐ	Ⓑ	Ⓒ	Ⓓ	Ⓔ	Ⓕ	Ⓖ	Ⓗ	

HOW TO ORDER

Indicate the following information on order form:

1. Quantity of each item.
2. Model number, including options. See "How To Build a Model Number".
3. Any special service required.

Note:
- The □ indicates that a choice is required.
- The absence of the □ indicates that no choice is required.
- Alpha-numeric characters in place of □ indicate that no other alternatives are available.

HOW TO BUILD A MODEL NUMBER

Ⓐ Select basic model/edge style.

NT	- No optional top (steel)
74P	- 3/4" laminate top w/74P edge band

Ⓑ Select front/pull style.

S1	- Steel/inset plastic pull
S2	- Steel/aluminum metric
S3	- Steel/aluminum bow tie
S4	- Steel/nickel bow tie
L2	- Laminate/aluminum metric
L3	- Laminate/aluminum bow tie
L4	- Laminate/nickel bow tie

Ⓒ Select base style.

4CW	- 4 bl/wh casters (2 locking)
PLNT	- Traditional Plinth Base

Ⓓ Select unit color.
Refer to color addendum at ki.com or KI Fabrics & Finishes binder.

Ⓔ Select surface finish.
Refer to color addendum at ki.com or KI Fabrics & Finishes binder.
Surface finish offerings are based on edge style selections.

Ⓕ Select edge color.
Refer to color addendum at ki.com or KI Fabrics & Finishes binder.
Edge color offerings are based on edge style selections.

Ⓖ Select front surface finish.
Refer to color addendum at ki.com or KI Fabrics & Finishes binder.

Ⓗ Select lock optiion

KA	- Key alike
KS	- Key standard
NLC	- No lock core

FINISH INFORMATION

Additional Laminate Offering

Additional laminates beyond KI standard offering, are available with two weeks extended leadtime. To specify additional laminates, use these designators followed by the supplier's color/pattern code:

Formica - LF/supplier's color pattern code
Nevamar - LN/supplier's color pattern code
Wilsonart - LW/supplier's color pattern code

KI's standard finish is the supplier's recommended finish for that color/pattern. Note: Nonstandard laminates from these suppliers (example: textured laminates), require an upcharge and additional leadtime. Contact KI.

All Terrain® Storage Towers

66" Triple Module Wardrobes

S1 Steel Front Plastic Pull	S2, S3 & S4 Steel Front Bow Tie or Metric Pull	L2, L3 & L4 Laminate Front Bow Tie or Metric Pull
$ 2394	$ 2517	$ 3050
2531	2653	3186
2394	2517	3050
2531	2653	3186

SPECIAL SERVICES

Special Carton Marking

With specially marked information N/C

Shipping

Shipped **assembled freight prepaid f.o.b. Pembroke, Ontario K8A 0E1** factory. Freight class #100.

Specifications and prices are subject to change without prior notice.

All Terrain® Storage Towers

66" Triple Module Wardrobes

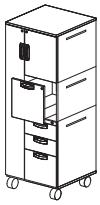

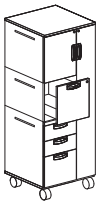

AS66

66" Unit with Locker

- One 9" wide front wardrobe open left or right
- One 15" wide cupboard with shelf holds one (22-1/2") row of books/ binders
- One 15" wide binder drawer open front with lock
- One drawer lock
- Two drawers - 15" wide by 6" high
- One drawer - 15" wide by 12" high
- Three accessory slots

	MODEL NUMBER								
W x D x H	Basic Model/ Edge Style	Front Pull Style	Base	Unit Color	Surface Finish	Edge Color	Front Surface Finish	Lock Option	Approx. Packaged Weight
24 x 24 x 67-5/16"	AT66243MW61ALTG-NT	□□	□□□	□□	□□□			□□	206.0#
24 x 24 x 67-5/16"	AT66243MW61ALTG-74P	□□	□□□	□□	□□□	□□□	□□□	□□	206.0#
24 x 24 x 67-5/16"	AT66243MW61BLSG-NT	□□	□□□	□□	□□□			□□	206.0#
24 x 24 x 67-5/16"	AT66243MW61BLSG-74P	□□	□□□	□□	□□□	□□□	□□□	□□	206.0#
	Ⓐ	Ⓑ	Ⓒ	Ⓓ	Ⓔ	Ⓕ	Ⓖ	Ⓗ	

HOW TO ORDER

Indicate the following information on order form:
1. Quantity of each item.
2. Model number, including options. See "How To Build a Model Number".
3. Any special service required.

Note:
- The □ indicates that a choice is required.
- The absence of the □ indicates that no choice is required.
- Alpha-numeric characters in place of □ indicate that no other alternatives are available.

HOW TO BUILD A MODEL NUMBER

Ⓐ Select basic model/edge style.

NT	- No optional top (steel)
74P	- 3/4" laminate top w/74P edge band

Ⓑ Select front/pull style.

S1	- Steel/inset plastic pull
S2	- Steel/aluminum metric
S3	- Steel/aluminum bow tie
S4	- Steel/nickel bow tie
L2	- Laminate/aluminum metric
L3	- Laminate/aluminum bow tie
L4	- Laminate/nickel bow tie

Ⓒ Select base style.

4CW	- 4 bl/wh casters (2 locking)
PLNT	- Traditional Plinth Base

Ⓓ Select unit color.
Refer to color addendum at ki.com or KI Fabrics & Finishes binder.

Ⓔ Select surface finish.
Refer to color addendum at ki.com or KI Fabrics & Finishes binder.
Surface finish offerings are based on edge style selections.

Ⓕ Select edge color.
Refer to color addendum at ki.com or KI Fabrics & Finishes binder.
Edge color offerings are based on edge style selections.

Ⓖ Select front surface finish.
Refer to color addendum at ki.com or KI Fabrics & Finishes binder.

Ⓗ Select lock optiion

KA	- Key alike
KS	- Key standard
NLC	- No lock core

FINISH INFORMATION

Additional Laminate Offering

Additional laminates beyond KI standard offering, are available with two weeks extended leadtime. To specify additional laminates, use these designators followed by the supplier's color/pattern code:

Formica - LF/supplier's color pattern code
Nevamar - LN/supplier's color pattern code
Wilsonart - LW/supplier's color pattern code

KI's standard finish is the supplier's recommended finish for that color/pattern. Note: Nonstandard laminates from these suppliers (example: textured laminates), require an upcharge and additional leadtime. Contact KI.

All Terrain® Storage Towers

66" Triple Module Wardrobes

S1 Steel Front Plastic Pull	S2, S3 & S4 Steel Front Bow Tie or Metric Pull	L2, L3 & L4 Laminate Front Bow Tie or Metric Pull
$ 2534	$ 2676	$ 3289
2669	2814	3422
2534	2676	3289
2669	2814	3422

SPECIAL SERVICES

Special Carton Marking

With specially marked information N/C

Shipping

Shipped **assembled freight prepaid f.o.b. Pembroke, Ontario K8A 0E1** factory. Freight class #100.

Specifications and prices are subject to change without prior notice.

All Terrain® Storage Towers

66" Triple Module Wardrobes

	MODEL	W x D x H	MODEL NUMBER: Basic Model/ Edge Style	Front Pull Style	Base	Unit Color	Surface Finish	Edge Color	Lock Option
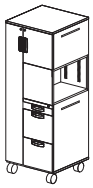 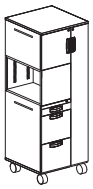 AS66	**66" Unit with Locker** • One 9" wide front wardrobe open left or right • One 15" wide cupboard holds one (13-1/2") row of books/binders • One 15" deep side bookcase holds one (22-1/2") row of books/binders • One drawer lock • One drawer - 15" wide by 3" high • Two drawers - 15" wide by 12" high • Two accessory slots	24 x 24 x 67-5/16"	AT66243MW61ALPI-NT	□□	□□□	□□			□□
		24 x 24 x 67-5/16"	AT66243MW61ALPI-74P	□□	□□□	□□	□□□	□□□	□□
		24 x 24 x 67-5/16"	AT66243MW61BLOI-NT	□□	□□□	□□			□□
		24 x 24 x 67-5/16"	AT66243MW61BLOI-74P	□□	□□□	□□	□□□	□□□	□□
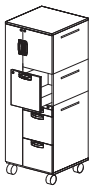 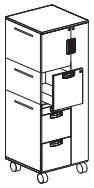 AS66	**66" Unit with Locker** • One 9" wide front wardrobe open left or right • One 15" wide cupboard holds one (13-1/2") row of books/binders • One 15" wide binder drawer open front with lock • One drawer lock • One drawer - 15" wide by 3" high • Two drawers - 15" wide by 12" high • Two accessory slots	24 x 24 x 67-5/16"	AT66243MW61ALTI-NT	□□	□□□	□□	□□□		□□
		24 x 24 x 67-5/16"	AT66243MW61ALTI-74P	□□	□□□	□□	□□□	□□□	□□
		24 x 24 x 67-5/16"	AT66243MW61BLSI-NT	□□	□□□	□□	□□□		□□
		24 x 24 x 67-5/16"	AT66243MW61BLSI-74P	□□	□□□	□□	□□□	□□□	□□
				Ⓐ	Ⓑ	Ⓒ	Ⓓ	Ⓔ	Ⓕ	Ⓖ

HOW TO ORDER

Indicate the following information on order form:
1. Quantity of each item.
2. Model number, including options. See "How To Build a Model Number".
3. Any special service required.

Note:
- The □ indicates that a choice is required.
- The absence of the □ indicates that no choice is required.
- Alpha-numeric characters in place of □ indicate that no other alternatives are available.

HOW TO BUILD A MODEL NUMBER

Ⓐ Select basic model/edge style.

NT	- No optional top (steel)
74P	- 3/4" laminate top w/74P edge band

Ⓑ Select front/pull style.

S1	- Steel/inset plastic pull
S2	- Steel/aluminum metric
S3	- Steel/aluminum bow tie
S4	- Steel/nickel bow tie
L2	- Laminate/aluminum metric
L3	- Laminate/aluminum bow tie
L4	- Laminate/nickel bow tie

Ⓒ Select base style.

4CW	- 4 bl/wh casters (2 locking)
PLNT	- Traditional Plinth Base

Ⓓ Select unit color.
Refer to color addendum at ki.com or KI Fabrics & Finishes binder.

Ⓔ Select surface finish.
Refer to color addendum at ki.com or KI Fabrics & Finishes binder.
Surface finish offerings are based on edge style selections.

Ⓕ Select edge color.
Refer to color addendum at ki.com or KI Fabrics & Finishes binder.
Edge color offerings are based on edge style selections.

Ⓖ Select lock optiion

KA	- Key alike
KS	- Key standard
NLC	- No lock core

FINISH INFORMATION

Additional Laminate Offering

Additional laminates beyond KI standard offering, are available with two weeks extended leadtime. To specify additional laminates, use these designators followed by the supplier's color/pattern code:

Formica - LF/supplier's color pattern code
Nevamar - LN/supplier's color pattern code
Wilsonart - LW/supplier's color pattern code

KI's standard finish is the supplier's recommended finish for that color/pattern. Note: Nonstandard laminates from these suppliers (example: textured laminates), require an upcharge and additional leadtime. Contact KI.

All Terrain® Storage Towers

66" Triple Module Wardrobes

Approx. Packaged Weight	S1 Steel Front Plastic Pull	S2, S3 & S4 Steel Front Bow Tie or Metric Pull	L2, L3 & L4 Laminate Front Bow Tie or Metric Pull
199.0#	$ 2379	$ 2501	N/A
199.0#	2514	2635	N/A
199.0#	2379	2501	N/A
199.0#	2514	2635	N/A
206.0#	$ 2531	$ 2670	$ 3299
206.0#	2665	2806	3436
206.0#	2531	2670	3299
206.0#	2665	2806	3436

SPECIAL SERVICES

Special Carton Marking

With specially marked information N/C

Shipping

Shipped **assembled freight prepaid f.o.b. Pembroke, Ontario K8A 0E1** factory. Freight class #100.

Specifications and prices are subject to change without prior notice.

All Terrain® Storage Towers

66" Triple Module Wardrobes

	MODEL	W x D x H	MODEL NUMBER: Basic Model/ Edge Style	Front Pull Style	Base	Unit Color	Surface Finish	Edge Color	Lock Option
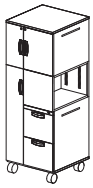 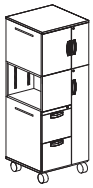 AS66	**66" Unit with Locker** • One 24" wide cupboard with shelf holds one (22-1/2") row of books/binders • One 9" wide front wardrobe open left or right • One 15" deep side bookcase holds one (22-1/2") row of books/binders • One drawer lock • Two drawers - 15" wide by 12" high • Three accessory slots	24 x 24 x 67-5/16"	AT66243MW41ALPF-NT	□□	□□□	□□			□□
		24 x 24 x 67-5/16"	AT66243MW41ALPF-74P	□□	□□□	□□	□□□	□□□	□□
		24 x 24 x 67-5/16"	AT66243MW41BLOF-NT	□□	□□□	□□			□□
		24 x 24 x 67-5/16"	AT66243MW41BLOF-74P	□□	□□□	□□	□□□	□□□	□□
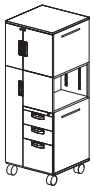 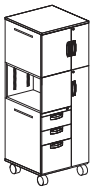 AS66	**66" Unit with Locker** • One 24" wide cupboard with shelf holds one (22-1/2") row of books/binders • One 9" wide front wardrobe open left or right • One 15" deep side bookcase holds one (22-1/2") row of books/binders • One drawer lock • Two drawers - 15" wide by 6" high • One drawer - 15" wide by 12" high • Three accessory slots	24 x 24 x 67-5/16"	AT66243MW41ALPG-NT	□□	□□□	□□			□□
		24 x 24 x 67-5/16"	AT66243MW41ALPG-74P	□□	□□□	□□	□□□	□□□	□□
		24 x 24 x 67-5/16"	AT66243MW41BLOG-NT	□□	□□□	□□			□□
		24 x 24 x 67-5/16"	AT66243MW41BLOG-74P	□□	□□□	□□	□□□	□□□	□□
				Ⓐ	Ⓑ	Ⓒ	Ⓓ	Ⓔ	Ⓕ	Ⓖ

HOW TO ORDER

Indicate the following information on order form:
1. Quantity of each item.
2. Model number, including options. See "How To Build a Model Number".
3. Any special service required.

Note:
- The □ indicates that a choice is required.
- The absence of the □ indicates that no choice is required.
- Alpha-numeric characters in place of □ indicate that no other alternatives are available.

HOW TO BUILD A MODEL NUMBER

Ⓐ Select basic model/edge style.

NT	- No optional top (steel)
74P	- 3/4" laminate top w/74P edge band

Ⓑ Select front/pull style.

S1	- Steel/inset plastic pull
S2	- Steel/aluminum metric
S3	- Steel/aluminum bow tie
S4	- Steel/nickel bow tie

Ⓒ Select base style.

4CW	- 4 bl/wh casters (2 locking)
PLNT	- Traditional Plinth Base

Ⓓ Select unit color.
Refer to color addendum at ki.com or KI Fabrics & Finishes binder.

Ⓔ Select surface finish.
Refer to color addendum at ki.com or KI Fabrics & Finishes binder.
Surface finish offerings are based on edge style selections.

Ⓕ Select edge color.
Refer to color addendum at ki.com or KI Fabrics & Finishes binder.
Edge color offerings are based on edge style selections.

Ⓖ Select lock optiion

KS	- Key standard
NLC	- No lock core
KA	- Key alike

FINISH INFORMATION

Additional Laminate Offering

Additional laminates beyond KI standard offering, are available with two weeks extended leadtime. To specify additional laminates, use these designators followed by the supplier's color/pattern code:

Formica - LF/supplier's color pattern code
Nevamar - LN/supplier's color pattern code
Wilsonart - LW/supplier's color pattern code

KI's standard finish is the supplier's recommended finish for that color/pattern. Note: Nonstandard laminates from these suppliers (example: textured laminates), require an upcharge and additional leadtime. Contact KI.

All Terrain® Storage Towers

66" Triple Module Wardrobes

Approx. Packaged Weight	S1 Steel Front Plastic Pull	S2, S3 & S4 Steel Front Bow Tie or Metric Pull
196.0#	$ 2516	$ 2616
196.0#	2652	2751
196.0#	2516	2616
196.0#	2652	2751
202.0#	$ 2751	$ 2871
202.0#	2886	3006
202.0#	2751	2871
202.0#	2886	3006

SPECIAL SERVICES

Special Carton Marking

With specially marked information N/C

Shipping

Shipped **assembled freight prepaid f.o.b. Pembroke, Ontario K8A 0E1** factory. Freight class #100.

Specifications and prices are subject to change without prior notice.

All Terrain® Storage Towers

Accessories

	MODEL	W x D x H	MODEL NUMBER: Basic Model/ Edge Style	Unit Color	Surface Finish	Edge Color	Approx. Packaged Weight
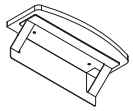 ATAC	**Removable Side Shelf** • Storage side shelf • No tools or fasteners required	16-3/4 x 7 x 5-3/8"	ATAC/177SS-74P	□□	□□□	□□□	6.0#
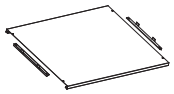 ATAC	**Adjustable Blank Shelf** • Blank shelf for bookcase or cupboard modules	15 x 24 x 3/4"	ATAC/1524BS	□□			5.0#
		21 x 24 x 3/4"	ATAC/2124BS	□□			6.0#
		24 x 15 x 3/4"	ATAC/2415BS	□□			5.0#
		24 x 24 x 3/4"	ATAC/2424BS	□□			7.0#
		30 x 24 x 3/4"	ATAC/3024BS	□□			9.0#
		9 x 24 x 3/4"	ATAC/924BS	□□			3.0#
HRDPT	**4" Casters - Locking** • One caster with twin 3-15/16" diameter wheels	4-1/2"	2.KP80409				1.0#
HRDPT	**4" Casters - Non-Locking** • One caster with twin 3-15/16" diameter wheels	4-1/2"	2.KP80408				1.0#
ATAC	**Caster Mount Kit - Inset** • Inset caster mount kit • Casters not included • Not to be used on pedestals • Angles casters 5°		ATAC/4I				1.5#
			Ⓐ	Ⓑ	Ⓒ	Ⓓ	

HOW TO ORDER

Indicate the following information on order form:
1. Quantity of each item.
2. Model number, including options. See "How To Build a Model Number".
3. Any special service required.

Note:
- The □ indicates that a choice is required.
- The absence of the □ indicates that no choice is required.
- Alpha-numeric characters in place of □ indicate that no other alternatives are available.

HOW TO BUILD A MODEL NUMBER

Ⓐ Select basic model/edge style.
74P - 3/4" laminate top w/74P edge band

Ⓑ Select unit color.
Refer to color addendum at ki.com or KI Fabrics & Finishes binder.

Ⓒ Select surface finish.
Refer to color addendum at ki.com or KI Fabrics & Finishes binder.
Surface finish offerings are based on edge style selections.

Ⓓ Select edge color.
Refer to color addendum at ki.com or KI Fabrics & Finishes binder.
Edge color offerings are based on edge style selections.

FINISH INFORMATION

Additional Laminate Offering

Additional laminates beyond KI standard offering, are available with two weeks extended leadtime. To specify additional laminates, use these designators followed by the supplier's color/pattern code:

Formica - LF/supplier's color pattern code
Nevamar - LN/supplier's color pattern code
Wilsonart - LW/supplier's color pattern code

KI's standard finish is the supplier's recommended finish for that color/pattern. Note: Nonstandard laminates from these suppliers (example: textured laminates), require an upcharge and additional leadtime. Contact KI.

All Terrain® Storage Towers

Accessories

Delivered Pricing
$ 186
$ 66
76
66
79
91
62
$ 44
$ 41
$ 56

SPECIAL SERVICES

Special Carton Marking

With specially marked information	N/C

Shipping

Shipped **assembled freight prepaid f.o.b. Pembroke, Ontario K8A 0E1** factory. Freight class #70.

Specifications and prices are subject to change without prior notice.

All Terrain® Storage Towers

Accessories

	MODEL	Features	W	MODEL NUMBER Basic Model	MODEL NUMBER Unit Color	Approx. Packaged Weight
ATAC	**Caster Mount Kit - Outrigger** • Outrigger caster mount kit • Casters not included • Not to be used on pedestals			ATAC/T4R	□□	2.0#
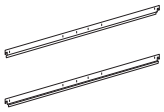 ATAC	**Type A Folder Bar** • Files one row legal or letter, side-to-side • Black finish only		21"	ATAC/21FBA		1.0#
			24"	ATAC/24FBA		1.0#
			30"	ATAC/30FBA		3.0#
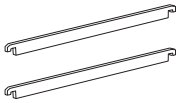 ATAC	**Type K Folder Bar** • Converts side-to-side filing to front-to-back filing • One set (two bars) required per row of filing • Legal or letter • Black finish only		20.313"	ATAC/TFBK		5.0#
ATAC	**Touch-Up Paint - Steel** • One-ounce brush application touch-up paint for painted steel			ATAC/97003	□□	1.5#
HRDPT	**Double Bit Keys**	Master Key		2.KP20550		0.2#
		Extractor Key		2.KP20551		0.2#
		Key Blank		2.KP20552		0.2#
		Cut Key		2.KP20557		0.2#
				Ⓐ	Ⓑ	

HOW TO ORDER

Indicate the following information on order form:

1. Quantity of each item.
2. Model number, including options. See "How To Build a Model Number".
3. Any special service required.

Note:
- The □ indicates that a choice is required.
- The absence of the □ indicates that no choice is required.
- Alpha-numeric characters in place of □ indicate that no other alternatives are available.

HOW TO BUILD A MODEL NUMBER

Ⓐ Select basic model.

Ⓑ Select unit color.
Refer to color addendum at ki.com or KI Fabrics & Finishes binder.

All Terrain® Storage Towers

Accessories

Delivered Pricing
$ 122
$ 39
39
39
$ 39
$ 39
$ 10
10
3
5

SPECIAL SERVICES

Special Carton Marking

With specially marked information N/C

Shipping

Shipped **assembled freight prepaid f.o.b. Pembroke, Ontario K8A 0E1** factory. Freight class #70.

Specifications and prices are subject to change without prior notice.

All Terrain® Storage Towers

Accessories

	MODEL	MODEL NUMBER Basic Model	Approx. Packaged Weight
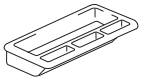 ATAC	**Pencil Tray** • For 3" pencil and 6" box drawers • Black finish only • Priced each	ATAC/PENTRAY	0.5#
 ATAC	**6" Partition** • For 6" box drawers • Black finish only • Priced each	ATAC/D6	0.5#
 ATAC	**Hangin Folder Partition** • For 12" file drawers • Black finish only • Priced each	ATAC/D12	1.0#
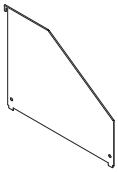 ATAC	**Binder Drawer Divider** • For storage tower binder drawers • Black finish only • Priced each	ATAC/STBDD	1.0#
		Ⓐ	

HOW TO ORDER

Indicate the following information on order form:

1. Quantity of each item.
2. Model number, including options. See "How To Build a Model Number".
3. Any special service required.

Note:
- The ☐ indicates that a choice is required.
- The absence of the ☐ indicates that no choice is required.
- Alpha-numeric characters in place of ☐ indicate that no other alternatives are available.

HOW TO BUILD A MODEL NUMBER

Ⓐ Select basic model.

All Terrain® Storage Towers

Accessories

Delivered Pricing
$ 9
$ 6
$ 9
$ 38

SPECIAL SERVICES

Special Carton Marking

With specially marked information N/C

Shipping

Shipped **assembled freight prepaid f.o.b. Pembroke, Ontario K8A 0E1** factory. Freight class #70.

Specifications and prices are subject to change without prior notice.

All Terrain® AV Towers

General Information

AV TOWERS

General Information
All Terrain® AV towers are available in one size with two configurations. They have the same size, general look, and finish options as the 66” high x 30” wide All Terrain® storage towers. Both configurations include a top module that is a special AV cupboard module. One configuration has an AV media drawer lower module, which is specially configured for AV media. The other configuration has an AV cupboard module similar to the top module. Reinforced shelves support AV equipment and include wire apertures. The AV cupboard modules include apertures with grommets between modules (in cupboard/cupboard option) and through the back for wire management and wraparound 270° hinges.

Options
AV towers have all of the options available for 66” All Terrain® storage towers.

Height, Depth and Width
All Terrain® AV towers are 67-11/32” high x 30” wide x 24” deep.

Basic Shell
All Terrain® AV tower unit is of modular construction and consists of top, cupboard and drawer modules on a base. The upper module is always a cupboard.

Upper Cupboard/Lower Cupboard
The module consists of a one-piece wrapper (sides, back and front face) with two structural upright frames and a welded-in bottom. In the upper module, both the bottom and back of the unit have two 1-1/2” diameter grommeted holes for wire management.

The wrapper is formed 20-gauge C.R.S. The wrapper is formed with 3/4” flanges along the two vertical sides. An additional flange is formed inwards for additional strength and accepts the upright interior side panels. The top and bottom edges are formed with a 1” flange with appropriate holes for fastening the top and lower module.

The upright components are 18-gauge channel-formed sections electrospot-welded together into a structural box frame. The frame consists of two vertical channels with lugging to accept the adjustable shelf, a top and bottom member. There are two frames: one at the front of the cabinet and one at the back.

A 20-gauge bottom with 3/4” side, front and back flanges is welded to the wrappers.

Adjustable Shelf
The 20-gauge shelf has multiple return flanges front and back for superior strength. Notched side flanges slip into the lugging on the upright members of the case providing an integral shelf bracket. Two 18-gauge top hat channel sections are welded to the shelf stops short of the back of the case providing as space for wires to be routed.

Drawer Unit
The drawer module is identical in construction to the All Terrain® storage tower drawer modules. The drawer configuration is intended for AV media. The drawer combination includes a 4-1/2” drawer for media including VHS tapes and CD’s, a 7-1/2” drawer for media including DVD’s and a 12” drawer for training documents such as letter-sized files or binders (best when using bins).

Bin Hanging Slot
The drawer module includes a bin or tool rail accessory hanging lot on both exposed sides. These 12-1/4” wide slots are punched into the module side 4” below the top of the module.

The slot is finished with a KI Glacier white RPVC extrusion to allow for the hanging of All Terrain® hard bins or tool rail accessories. The AV tower cupboard modules do not include bin-hanging slots.

Door Front/Pull Style

S1
Steel Door
Plastic Pull

S2, S3, S4
Steel Door
Bow Tie Pull

Metric Pull

L2, L3, L4
Laminate Door
Bow Tie Pull

Metric Pull

PR, PL
Acrylic Door

All Terrain® AV Towers

General Information

AV Tower Drawers Inside Drawer Dimensions	30" W Lateral		
	W	**D**	**H**
$4\frac{1}{2}$" Box	$26\frac{3}{4}$"	$19\frac{5}{16}$"	$3\frac{25}{32}$"
$7\frac{1}{2}$" Box	$26\frac{3}{4}$"	$19\frac{21}{32}$"	$6\frac{27}{32}$"
12" File	$26\frac{3}{4}$"	$19\frac{21}{32}$"	$11\frac{7}{16}$"

Lateral File Filing Configurations		30" W Lateral
Letter and Multi-media	side-to-side	• $26\frac{3}{4}$" lineal inch capacity • Holds four $6\frac{1}{2}$" soft bins • Holds five 5" soft bins plus two letter-sized bins

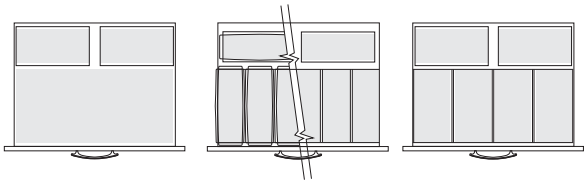

Letter	front-to-back	• Requires two sets of ATAC/FBK • $38\frac{1}{2}$ lineal inch capacity • Holds six $6\frac{1}{2}$" soft bins • Holds eight 5" soft or hard bins

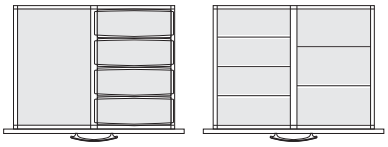

All Terrain® AV Towers

66" Towers

	MODEL	W x D x H	MODEL NUMBER							
			Basic Model/ Edge Style	Front Pull Style	Base	Unit Color	Surface Finish	Edge Color	Front Surface Finish	Lock Option
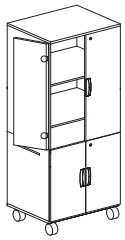 ATAV	**AV Cupboard** • One cupboard - 30" W x 43" H x 24" D, open front with wire apertures in back, two adjustble shelves and lock • One cupboard - 30" W x 24" H x 24" D, open front with wire apertures in back,adjustable shelf and lock • Two bin slots	30 x 24 x 67"	AV66302MA-NT	□□	□□□	□□			□□□	□□
		30 x 24 x 67"	AV66302MA-74P	□□	□□□	□□	□□□	□□□	□□□	□□
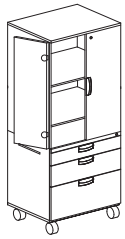 ATAV	**AV Cupboard and File** • One cupboard - 30" W x 43" H x 24" D, open front with wire apertures in back, two adjustble shelves and lock • One drawer 30" W x 4-1/2" H • One drawer 30" W x 7-1/2" H • One drawer 30" W x 12" H • Two bin slots	30 x 24 x 67"	AV66302MB-NT	□□	□□□	□□			□□□	□□
		30 x 24 x 67"	AV66302MB-74P	□□	□□□	□□	□□□	□□□	□□□	□□
			Ⓐ	Ⓑ	Ⓒ	Ⓓ	Ⓔ	Ⓕ	Ⓖ	Ⓗ

HOW TO ORDER

Indicate the following information on order form:
1. Quantity of each item.
2. Model number, including options. See "How To Build a Model Number".
3. Any special service required.

Note:
- The □ indicates that a choice is required.
- The absence of the □ indicates that no choice is required.
- Alpha-numeric characters in place of □ indicate that no other alternatives are available.

HOW TO BUILD A MODEL NUMBER

Ⓐ Select basic model/edge style.

NT	- No optional top (steel)
74P	- 3/4" laminate top w/74P edge band

Ⓑ Select front/pull style.

S1	- Steel/inset plastic pull
S2	- Steel/aluminum metric
S3	- Steel/aluminum bow tie
S4	- Steel/nickel bow tie
L2	- Laminate/aluminum metric
L3	- Laminate/aluminum bow tie
L4	- Laminate/nickel bow tie

Ⓒ Select base style.

4CW	- 4 bl/wh casters (2 locking)
PLNT	- Traditional Plinth Base

Ⓓ Select unit color.
Refer to color addendum at ki.com or KI Fabrics & Finishes binder.

Ⓔ Select surface finish.
Refer to color addendum at ki.com or KI Fabrics & Finishes binder.
Surface finish offerings are based on edge style selections.

Ⓕ Select edge color.
Refer to color addendum at ki.com or KI Fabrics & Finishes binder.
Edge color offerings are based on edge style selections.

Ⓖ Select front surface finish.
Refer to color addendum at ki.com or KI Fabrics & Finishes binder.

Ⓗ Select lock optiion

KS	- Key standard
NLC	- No lock core
KA	- Key alike

FINISH INFORMATION

Additional Laminate Offering

Additional laminates beyond KI standard offering, are available with two weeks extended leadtime. To specify additional laminates, use these designators followed by the supplier's color/pattern code:

Formica - LF/supplier's color pattern code
Nevamar - LN/supplier's color pattern code
Wilsonart - LW/supplier's color pattern code

KI's standard finish is the supplier's recommended finish for that color/pattern. Note: Nonstandard laminates from these suppliers (example: textured laminates), require an upcharge and additional leadtime.
Contact KI.

All Terrain® AV Towers

66" Towers

Approx. Packaged Weight	S1 Steel Front Plastic Pull	S2, S3 & S4 Steel Front Bow Tie or Metric Pull	L2, L3 & L4 Laminate Front Bow Tie or Metric Pull
215.0#	$ 2452	$ 2531	$ 3091
215.0#	2522	2597	3091
225.0#	$ 2616	$ 2715	$ 3315
225.0#	2684	2782	3315

SPECIAL SERVICES

Special Carton Marking

With specially marked information N/C

Shipping

Shipped **assembled freight prepaid f.o.b. Pembroke, Ontario K8A 0E1** factory. Freight class #100.

Specifications and prices are subject to change without prior notice.

All Terrain® AV Towers

Accessories

	MODEL	W x D x H	MODEL NUMBER				Approx. Packaged Weight
			Basic Model/ Edge Style	Unit Color	Surface Finish	Edge Color	
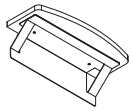 ATAC	**Removable Side Shelf** • Storage side shelf • No tools or fasteners required	16-3/4 x 7 x 5-3/8"	ATAC/177SS-74P	□□	□□□	□□□	6.0#
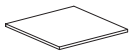 ATAC	**Adjustable Blank Reinforced Shelf** • Blank shelf for AV cupboard		ATAC/3024RS	□□			12.0#
HRDPT	**4" Casters - Locking** • One caster with twin 3-15/16" diameter wheels	4-1/2"	2.KP80409				1.0#
HRDPT	**4" Casters - Non-Locking** • One caster with twin 3-15/16" diameter wheels	4-1/2"	2.KP80408				1.0#
ATAC	**Caster Mount Kit - Inset** • Inset caster mount kit • Casters not included • Not to be used on pedestals • Angles casters 5°		ATAC/4I				1.5#
			Ⓐ	Ⓑ	Ⓒ	Ⓓ	

HOW TO ORDER

Indicate the following information on order form:
1. Quantity of each item.
2. Model number, including options. See "How To Build a Model Number".
3. Any special service required.

Note:
- The □ indicates that a choice is required.
- The absence of the □ indicates that no choice is required.
- Alpha-numeric characters in place of □ indicate that no other alternatives are available.

HOW TO BUILD A MODEL NUMBER

Ⓐ Select basic model/edge style.

74P	-3/4" laminate top w/74P edge band

Ⓑ Select unit color.
Refer to color addendum at ki.com or KI Fabrics & Finishes binder.

Ⓒ Select surface finish.
Refer to color addendum at ki.com or KI Fabrics & Finishes binder.
Surface finish offerings are based on edge style selections.

Ⓓ Select edge color.
Refer to color addendum at ki.com or KI Fabrics & Finishes binder.
Edge color offerings are based on edge style selectinos.

FINISH INFORMATION

Additional Laminate Offering

Additional laminates beyond KI standard offering, are available with two weeks extended leadtime. To specify additional laminates, use these designators followed by the supplier's color/pattern code:

Formica - LF/supplier's color pattern code
Nevamar - LN/supplier's color pattern code
Wilsonart - LW/supplier's color pattern code

KI's standard finish is the supplier's recommended finish for that color/pattern. Note: Nonstandard laminates from these suppliers (example: textured laminates), require an upcharge and additional leadtime.
Contact KI.

All Terrain® AV Towers

Accessories

Delivered Pricing
$ 186
$ 125
$ 44
$ 41
$ 56

SPECIAL SERVICES

Special Carton Marking

With specially marked information N/C

Shipping

Shipped **assembled freight prepaid f.o.b. Pembroke, Ontario K8A 0E1** factory.
Freight class #70.

Specifications and prices are subject to change without prior notice.

All Terrain® AV Towers

Accessories

	MODEL	Features	W x D x H	MODEL NUMBER Basic Model	MODEL NUMBER Unit Color	Approx. Packaged Weight
ATAC	**Caster Mount Kit - Outrigger** • Outrigger caster mount kit • Casters not included • Not to be used on pedestals			ATAC/T4R	□□	2.0#
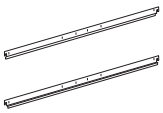 ATAC	**Type A Folder Bar** • Files one row legal or letter, side-to-side • Black finish only		21"	ATAC/30FBA		3.0#
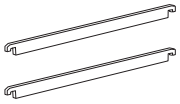 ATAC	**Type K Folder Bar** • Converts side-to-side filing to front-to-back filing • One set (two bars) required per row of filing • Legal or letter • Black finish only		20.313"	ATAC/TFBK		5.0#
ATAC	**Touch-Up Paint - Steel** • One-ounce brush application touch-up paint for painted steel			ATAC/97003	□□	1.5#
HRDPT	**Double Bit Keys**	Master Key		2.KP20550		0.2#
		Extractor Key		2.KP20551		0.2#
		Key Blank		2.KP20552		0.2#
		Cut Key		2.KP20557		0.2#
				Ⓐ	Ⓑ	

HOW TO ORDER

Indicate the following information on order form:

1. Quantity of each item.
2. Model number, including options. See "How To Build a Model Number".
3. Any special service required.

Note:
- The □ indicates that a choice is required.
- The absence of the □ indicates that no choice is required.
- Alpha-numeric characters in place of □ indicate that no other alternatives are available.

HOW TO BUILD A MODEL NUMBER

Ⓐ Select basic model.

Ⓑ Select unit color.
Refer to color addendum at ki.com or KI Fabrics & Finishes binder.

Delivered Pricing
$ 122
$ 39
$ 39
$ 39
$ 10
10
3
5

SPECIAL SERVICES

Special Carton Marking

With specially marked information N/C

Shipping

Shipped **assembled freight prepaid f.o.b. Pembroke, Ontario K8A 0E1** factory. Freight class #70.

Specifications and prices are subject to change without prior notice.

Pull Out Worksurface Storage

	MODEL	MODEL NUMBER Basic Model	Approx. Packaged Weight
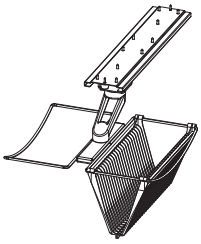 HRDPT	**Pull Out with CD Storage** • Track (17.3" Long) attaches to underside of worksurface • Support arm slides on track and pivots for easy access • Wire frames on both sides accommodate hanging folders, CD storage rack (20 CDs) and All Terrain® Hard Bin (order separately) • CD storage rack included • Frame color in Starlight Silver Metallic (SX) only	PO6600	5.0#
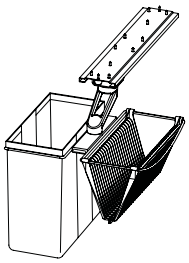 HRDPT	**Pull Out with Bin and CD Storage** • Track (17.3" Long) attaches to underside of worksurface • Support arm slides on track and pivots for easy access • Wire frames on both sides accommodate hanging folders, CD storage rack (20 CDs) and All Terrain® Hard Bin • CD storage rack and All Terrain® Hard Bin included • Frame color in Starlight Silver Metallic (SX) only	POB6600	7.0#

Ⓐ

HOW TO ORDER

Indicate the following information on order form:
1. Quantity of each item.
2. Model number, including options. See "How To Build a Model Number".
3. Any special service required.

Note: • The ☐ indicates that a choice is required.
• The absence of the ☐ indicates that no choice is required.
• Alpha-numeric characters in place of ☐ indicate that no other alternatives are available.

HOW TO BUILD A MODEL NUMBER

Ⓐ Select basic model.

Pull Out Worksurface Storage

Delivered Pricing
$ 286
$ 304

SPECIAL SERVICES

Special Carton Marking

With specially marked information N/C

Shipping

Shipped **assembled freight prepaid f.o.b. Pembroke, Ontario K8A 0E1** factory. Freight class #70.

Specifications and prices are subject to change without prior notice.

Product Indicator

All Terrain® Pedestals

ATPE1520FFHR
File/File with Retractable Handle: Steel Top

ATPE1520FFFR
File/File with Outriggers: Steel Top

ATPE1520FFRL
File/File with Outriggers: Landing Pad Bowed Front

All Terrain® Binder Towers

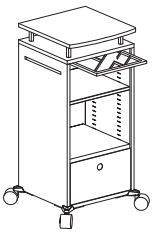

ATATBT39PFRLC
Pencil/Shelf/File with Outriggers: Landing Pad - Bowed Front

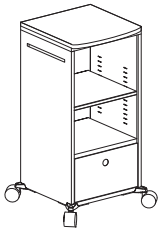

ATBT39FRC
Shelf/File with Outriggers: Bowed Front Top

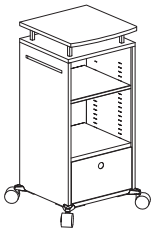

ATPE1520FFRL
File/File with Outriggers: Landing Pad Bowed Front

All Terrain® Storage Towers

AT39241MM
39" Single Module Tower: 39" Unit

AT39241LJ
39" Single Module Towers with Landing Pads: 39" Unit with Landing Pad

AT39301M2M
39" Single Module Tower: 39" Unit



AT39242MLB
39" Double Module Towers: 39" Unit



AT39301LI
39" Single Module Towers with Landing Pads: 39" Unit with with Landing Pad

All Terrain® Storage Towers

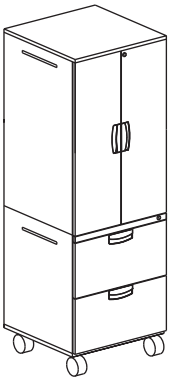

AT66242MLF
66" Double Module Towers: 66" Unit

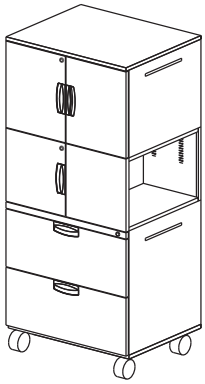

AT66303 MLAF
66" Triple Module Towers: 66" Unit



AT66242MW61APF
66" Double Module Wardrobes: 66" Unit with Locker

These reflect representative product offerings. See price list for full offering and dimensions.

Index

Model No.	Description	Page
2.KP103000BLWH	Accessories: Glides	54
2.KP20550	Accessories: Double Bit Keys	56
2.KP80408	Accessories: 4" Casters - Non-Locking	202
2.KP80409	Accessories: 4" Casters - Locking	202
2.KP80413	Accessories: 3" Casters - Non-Locking	54
2.KP80493	Accessories: 3" Casters - Locking	54
ASLH2422FF	File/File: Steel Top	96
ASLH2422FFL-74P	File/File: Landing Pad - Bowed Front	98
ASLH2422FFT-74P	File/File: Bowed Front Top	96
ASLH2422YY	File/File (Compact): Steel Top	94
ASLH2422YYL-74P	File/File (Compact): Landing Pad - Bowed Front	94
ASLH2422YYT-74P	File/File (Compact): Bowed Front Top	94
AT39241LI-74P	39" Single Module Towers with Landing Pads: 39" Unit with Landing Pad	118
AT39241LJ-74P	39" Single Module Towers with Landing Pads: 39" Unit with Landing Pad	118
AT39241MM-NT	39" Single Module Tower: 39" Unit	112
AT39241MN-NT	39" Single Module Tower: 39" Unit	112
AT39242MLB-NT	39" Double Module Tower: 39" Unit	114
AT39301L2I-74P	39" Single Module Towers with Landing Pads: 39" Unit with Landing Pad	116
AT39301L2J-74P	39" Single Module Towers with Landing Pads: 39" Unit with Landing Pad	118
AT39301LI-74P	39" Single Module Towers with Landing Pads: 39" Unit with Landing Pad	116
AT39301LJ-74P	39" Single Module Towers with Landing Pads: 39" Unit with Landing Pad	116
AT39301M2M-NT	39" Single Module Tower: 39" Unit	110
AT39301M2N-NT	39" Single Module Tower: 39" Unit	110
AT39301MM-NT	39" Single Module Tower: 39" Unit	110
AT39301MN-NT	39" Single Module Tower: 39" Unit	110
AT39302MLB-NT	39" Double Module Tower: 39" Unit	114
AT44241LM-74P	44" Single Module Towers with Landing Pads: 44" Unit with Landing Pad	130
AT44241LN-74P	44" Single Module Towers with Landing Pads: 44" Unit with Landing Pad	130
AT44241MP-NT	44" Single Module Tower: 44" Unit	124
AT44241MQ-NT	44" Single Module Tower: 44" Unit	124
AT44242LLB-74P	44" Double Module Towers with Landing Pads: 44" Unit with Landing Pad	134
AT44301L2M-74P	44" Single Module Towers with Landing Pads: 44" Unit with Landing Pad	128
AT44301L2N-74P	44" Single Module Towers with Landing Pads: 44" Unit with Landing Pad	128
AT44301LM-74P	44" Single Module Towers with Landing Pads: 44" Unit with Landing Pad	126
AT44301LN-74P	44" Single Module Towers with Landing Pads: 44" Unit with Landing Pad	126
AT44301M2P-NT	44" Single Module Tower: 44" Unit	122
AT44301M2Q-NT	44" Single Module Tower: 44" Unit	122
AT44301MP-NT	44" Single Module Tower: 44" Unit	120
AT44301MQ-NT	44" Single Module Tower: 44" Unit	120
AT44302LL2B-74P	44" Double Module Towers with Landing Pads: 44" Unit with Landing Pad	132
AT44302LLB-74P	44" Double Module Towers with Landing Pads: 44" Unit with Landing Pad	132
AT48242MW42APF-NT	48" Double Module Towers: 48" Unit with Locker	136
AT48242MW42APG-NT	48" Double Module Towers: 48" Unit with Locker	140
AT48242MW42ASF-NT	48" Double Module Towers: 48" Unit with Locker	138
AT48242MW42ASG-NT	48" Double Module Towers: 48" Unit with Locker	142
AT54242MAF-NT	54" Double Module Towers: 54" Unit	156
AT54242MLF-NT	54" Double Module Towers: 54" Unit	158
AT54242MW49APF-NT	54" Double Module Towers: 54" Unit with Locker	160
AT54242MW49APG-NT	54" Double Module Towers: 54" Unit	162
AT54242MW49API-NT	54" Double Module Towers: 54" Unit	164
AT54302MAF-NT	54" Double Module Towers: 54" Unit	144
AT54302MAG-NT	54" Double Module Towers: 54" Unit	148
AT54302MI2F-NT	54" Double Module Towers: 54" Unit	152
AT54302MI2G-NT	54" Double Module Towers: 54" Unit	154
AT54302ML2F-NT	54" Double Module Towers: 54" Unit	152
AT54302ML2G-NT	54" Double Module Towers: 54" Unit	154
AT54302MLF-NT	54" Double Module Towers: 54" Unit	146
AT54302MLG-NT	54" Double Module Towers: 54" Unit	150
AT66242MAP-NT	66" Double Module Towers: 66" Unit	182
AT66242MLF-NT	66" Double Module Towers: 66" Unit	180
AT66242MLG-NT	66" Double Module Towers: 66" Unit	180
AT66242MLP-NT	66" Double Module Towers: 66" Unit	184
AT66242MW61APF-NT	66" Double Module Wardrobes: 66" Unit with Locker	188
AT66242MW61APG-NT	66" Double Module Wardrobes: 66" Unit with Locker	188
AT66242MW61APP-NT	66" Double Module Wardrobes: 66" Unit with Locker	190
AT66242MW61APQ-NT	66" Double Module Wardrobes: 66" Unit with Locker	190
AT66243MW41ALPF-NT	66" Triple Module Wardrobes: 66" Unit with Locker	200
AT66243MW41ALPG-NT	66" Triple Module Wardrobes: 66" Unit with Locker	200
AT66243MW61ALPF-NT	66" Double Module Wardrobes: 66" Unit with Locker	192
AT66243MW61ALPG-NT	66" Double Module Wardrobes: 66" Unit with Locker	192
AT66243MW61ALPI-NT	66" Triple Module Wardrobes: 66" Unit with Locker	198
AT66243MW61ALTF-NT	66" Triple Module Wardrobes: 66" Unit with Locker	194
AT66243MW61ALTG-NT	66" Triple Module Wardrobes: 66" Unit with Locker	196
AT66243MW61ALTI-NT	66" Triple Module Wardrobes: 66" Unit with Locker	198
AT66302MA2P-NT	66" Double Module Towers: 66" Unit	176
AT66302MAP-NT	66" Double Module Towers: 66" Unit	172
AT66302MI2F-NT	66" Double Module Towers: 66" Unit	168
AT66302MI2G-NT	66" Double Module Towers: 66" Unit	170
AT66302MI2P-NT	66" Double Module Towers: 66" Unit	178
AT66302MIP-NT	66" Double Module Towers: 66" Unit	174
AT66302ML2F-NT	66" Double Module Towers: 66" Unit	168
AT66302ML2G-NT	66" Double Module Towers: 66" Unit	170
AT66302ML2P-NT	66" Double Module Towers: 66" Unit	178
AT66302MLF-NT	66" Double Module Towers: 66" Unit	166
AT66302MLG-NT	66" Double Module Towers: 66" Unit	166
AT66302MLP-NT	66" Double Module Towers: 66" Unit	174
AT66303MLAF-NT	66" Triple Module Towers: 66" Unit	186
AT66303MLEF-NT	66" Triple Module Towers: 66" Unit	186

Index

Model No.	Description	Page
ATAC/1518LP3-74P	Retrofit Kits: Landing Pad Retrofit Kit for Pedestals with Steel Tops	58
ATAC/1518T-74P	Retrofit Kits: Attached Top Retrofit Kit for Pedestals with Steel Tops	58
ATAC/1524BS	Accessories: Adjustable Blank Shelf	202
ATAC/177SS-74P	Accessories: Removable Side Shelf	88
ATAC/1817BS	Accessories: Adjustable Blank Shelf	88
ATAC/21FBA	Accessories: Type A Folder Bar	204
ATAC/2422LP2-74P	Accessories: Landing Pad Kit	104
ATAC/2422T-74P	Accessories: Attached Top	104
ATAC/24FBA	Accessories: Type A Folder Bar	102
ATAC/3024RS	Accessories: Adjustable Blank Reinforced Shelf	212
ATAC/30FBA	Accessories: Type A Folder Bar	102
ATAC/4I	Accessories: Caster Mount Kit - Inset	54
ATAC/97003	Accessories: Touch-Up Paint - Steel	56
ATAC/BTFB	Accessories: Folder Bar Channel	86
ATAC/BTPENDR	Accessories: Pencil Drawer Kit	88
ATAC/D12	Accessories: Hanging Folder Partition	56
ATAC/D6	Accessories: Box Drawer Partition	56
ATAC/LPPK2	Retrofit Kits: Landing Pad Post Kit for Pedestals with Non-steel Tops	58
ATAC/LPPK4	Retrofit Kits: Landing Pad Post Kit for Pedestals with Non-steel Tops	58
ATAC/P4R	Accessories: Caster Mount Kit - Outrigger	54
ATAC/PENTRAY	Accessories: Pencil Tray	56
ATAC/STBDD	Accessories: Binder Drawer Divider	206
ATAC/T4R	Accessories: Caster Mount Kit - Outrigger	86
ATAC/TFBK	Accessories: Type K Folder Bar	102
ATBT39C-74P	Shelf/Shelf: Bowed Front Top	84
ATBT39FC-74P	Shelf/File: Bowed Front Top	76
ATBT39FLC-74P	Shelf/File: Landing Pad - Bowed Front	74
ATBT39FLS-74P	Shelf/File: Landing Pad - Shaped	74
ATBT39FRC-74P	Shelf/File with Outriggers: Bowed Front Top	72
ATBT39FRLC-74P	Shelf/File with Outriggers: Landing Pad - Bowed Front	70
ATBT39FRLS-74P	Shelf/File with Outriggers: Landing Pad - Shaped	70
ATBT39FRS-74P	Shelf/File with Outriggers: Shaped Top	72
ATBT39FS-74P	Shelf/File: Shaped Top	76
ATBT39LC-74P	Shelf/Shelf: Landing Pad - Bowed Front	82
ATBT39LS-74P	Shelf/Shelf: Landing Pad - Shaped	82
ATBT39PFC-74P	Pencil/Shelf/File: Bowed Front Top	68
ATBT39PFLC-74P	Pencil/Shelf/File: Landing Pad - Bowed Front	66
ATBT39PFLS-74P	Pencil/Shelf/File: Landing Pad - Shaped	66
ATBT39PFRLC-74P	Pencil/Shelf/File with Outriggers: Landing Pad - Bowed Front	62
ATBT39PFRLS-74P	Pencil/Shelf/File with Outriggers: Landing Pad - Shaped	64
ATBT39PFS-74P	Pencil/Shelf/File: Shaped Top	68
ATBT39RC-74P	Shelf/Shelf with Outriggers: Bowed Front Top	80
ATBT39RLC-74P	Shelf/Shelf with Outriggers: Landing Pad - Bowed Front	78
ATBT39RLS-74P	Shelf/Shelf with Outriggers: Landing Pad - Shaped	78
ATBT39RS-74P	Shelf/Shelf with Outriggers: Shaped Top	80
ATBT39S-74P	Shelf/Shelf: Shaped Top	84
ATPE1520BBF	Box/Box/File: Steel Top	48
ATPE1520BBFHR	Box/Box/File with Retractable Handle: Steel Top	40
ATPE1520BBFHRL-74P	Box/Box/File with Retractable Handle: Landing Pad - Bowed Front	42
ATPE1520BBFHRT-74P	Box/Box/File with Retractable Handle: Bowed Front Top	40
ATPE1520BBFL-74P	Box/Box/File: Landing Pad - Bowed Front Top	50
ATPE1520BBFR	Box/Box/File with Outriggers: Steel Top	44
ATPE1520BBFRL-74P	Box/Box/File with Outriggers: Landing Pad - Bowed Front Top	46
ATPE1520BBFRT-74P	Box/Box/File with Outriggers: Bowed Front Top	44
ATPE1520BBFT-74P	Box/Box/File: Bowed Front Top	48
ATPE1520BF	Box/File: Steel Top	6
ATPE1520BFL-74P	Box/File: Landing Pad - Bowed Front Top	6
ATPE1520BFT-74P	Box/File: Bowed Front Top	6
ATPE1520FF	File/File: Steel Top	38
ATPE1520FFHR	File/File with Retractable Handle: Steel Top	32
ATPE1520FFHRL-74P	File/File with Retractable Handle: Landing Pad - Bowed Front	32
ATPE1520FFHRT-74P	File/File with Retractable Handle: Bowed Front Top	32
ATPE1520FFL-74P	File/File: Landing Pad - Bowed Front Top	38
ATPE1520FFR	File/File with Outriggers: Steel Top	34
ATPE1520FFRL-74P	File/File with Outriggers: Landing Pad - Bowed Front Top	36
ATPE1520FFRT-74P	File/File with Outriggers: Bowed Front Top	34
ATPE1520FFT-74P	File/File: Bowed Front Top	38
ATPE1520PBF	Pencil/Box/File: Steel Top	16
ATPE1520PBFHR	Pencil/Box/File with Retractable Handle: Steel Front Top	8
ATPE1520PBFHRL-74P	Pencil/Box/File with Retractable Handle: Landing Pad - Bowed Front Top	10
ATPE1520PBFHRT-74P	Pencil/Box/File with Retractable Handle: Bowed Front Top	8
ATPE1520PBFL-74P	Pencil/Box/File: Landing Pad - Bowed Front	18
ATPE1520PBFR	Pencil/Box/File with Outriggers: Steel Top	12
ATPE1520PBFRL-74P	Pencil/Box/File with Outriggers: Landing Pad - Bowed Front Top	14
ATPE1520PBFRT-74P	Pencil/Box/File with Outriggers: Bowed Front Top	12
ATPE1520PBFT-74P	Pencil/Box/File: Bowed Front Top	16
ATPE1520YY	File/File (Compact): Steel Top	28
ATPE1520YYHR	File/File (Compact) with Retractable Handle: Steel Top	20
ATPE1520YYHRL-74P	File/File (Compact) with Retractable Handle: Landing Pad - Bowed Front	22
ATPE1520YYHRT-74P	File/File (Compact) with Retractable Handle: Bowed Front Top	20
ATPE1520YYL-74P	File/File (Compact): Landing Pad - Bowed Front	30
ATPE1520YYR	File/File (Compact) with Outriggers: Steel Top	24
ATPE1520YYRL-74P	File/File (Compact) with Outriggers: Landing Pad - Bowed Front	26
ATPE1520YYRT-74P	File/File (Compact) with Outriggers: Bowed Front Top	24
ATPE1520YYT-74P	File/File (Compact): Bowed Front Top	28
AV66302MA-NT	66" Towers: AV Cupboard	210
AV66302MB-NT	66" Towers: AV Cupboard and File	210
PDCU/17	Accessories: Cushioned Seat - Mobile Pedestal	52
PO6600	Pull Out with CD Storage	216
POB6600	Pull Out with Bin and CD Storage	216

KI
1330 Bellevue Street
P.O. Box 8100
Green Bay, Wisconsin 54308-8100
1-800-424-2432
www.ki.com

KI and Furnishing Knowledge
are registered trademarks
of Krueger International, Inc.

© 2011 KI
All Rights Reserved.
Litho in USA.
Code KI-11494R1/KI/VL/211

Printed using only water-based inks,
including metallics. Please recycle.