



a c a d e m i c

**U.S.A.
PRICE LIST**

Revision on January 5, 2015

l o g i f l e x

Update Summary

The January 5, 2015 web revision of the Academic price list presents these principal modifications:

| DATE | SECTION | MODIFICATION | PAGES |
|-----------------|--------------------|---|-------|
| January 5, 2015 | All the price list | High pressure laminated products prices have been increased by 5% (ACL) | - |

Previous updates:

| DATE | SECTION | MODIFICATION | PAGES |
|----------------|--------------------|---|-------|
| August 1, 2014 | All the price list | All products have been increased by 3% | - |
| | | Changes of self-adhesive wire channel (Code: WM) to a Velcro tie (Code: WM) | 3 |

TABLE OF CONTENTS

Section 1

| | |
|---------------------------|--------|
| Sale conditions | 3 - 4 |
| Introduction | 5 |
| Products repertory | 6 - 11 |

Section 2

Training tables

| | |
|--|---------|
| Adjustable leg description and folding mechanisms | 15 |
| Velcro ties for electrical cables WM description | 16 |
| Fixed full length metal channel CFM | 16 |
| Fixed metal channels CM description | 16 |
| Fixed melamine modesty panel CMMFM description | 17 |
| Fixed embossed metal modesty panel MFME description | 17 |
| Tilting melamine modesty panel CMMIM description | 18 |
| Tilting embossed metal modesty panel CMMIME | 18 |
| Tilting glass (screen 04) modesty panel with aluminium frame description CMMIPV | 18 |
| Layout of tilting modesty with metal channels | 19 |
| How to order? | 20 |
| Codes legend | 21 - 23 |
| Different configuration models | 24 |
| Academic brochure presentation: | 25 |
| AC-1 | 25 - 26 |
| AC-2 | 26 - 27 |
| AC-3 | 27 |
| AC-4 | 28 - 31 |
| Rectangular worksurface | 31 |
| MFM modesty option | 32 - 35 |
| Double convex worksurface | 35 |
| MFM modesty option | 36 - 37 |
| Trapezoidal worksurface | 37 |
| MFM modesty option | 38 - 41 |
| Rectangular worksurface with velcro ties for electrical cable WM | 42 - 45 |
| Double convex worksurface with velcro ties for electrical cable WM | 56 - 47 |
| Trapezoidal worksurface with velcro ties for electrical cable WM | 48 - 51 |
| Rectangular worksurface with full length metal channel CFM | 52 - 55 |
| Double convex worksurface with full length metal channel CFM | 56 - 59 |
| Rectangular worksurface with fixed melamine modesty panel & metal channels CMMFM | 60 - 63 |
| Double convex worksurface with fixed melamine modesty panel & metal channels CMMFM | 64 - 65 |
| Trapezoidal worksurface with fixed melamine modesty panel & metal channels CMMFM | 66 - 69 |
| Rectangular worksurface with fixed embossed metal modesty panel MFME | 70 - 73 |
| Double convex worksurface with fixed embossed metal modesty panel MFME | |

TABLE OF CONTENTS

Section 2 Training tables

| | |
|--|---------|
| Rectangular worksurface with tilting melamine modesty panel CMMIM | 74 - 77 |
| Double convex worksurface with tilting melamine modesty panel CMMIM | 78 - 81 |
| Rectangular worksurface with tilting embossed metal modesty panel CMMIME | 82 - 85 |
| Double convex worksurface with tilting embossed metal modesty panel CMMIME | 86 - 89 |
| Rectangular worksurface & tilting glass (screen 04) modesty panel with aluminium frame CMMMIPV | 90 - 93 |
| Double convex worksurface & tilting glass (screen 04) modesty panel with aluminium frame CMMIPV | 94 - 97 |
| Half moon worksurface | 98 |
| Quarter moon worksurface | 98 |
| Single "I" legs | 98 |

Options

| | |
|---------------------------------|---------|
| Folding leg mechanism FL | 28 - 45 |
| Folding table mechanism FT | 28 - 45 |
| Black reinforcing bar BST | 28 - 97 |
| Plastic tie wrap for wires TWTR | 48 - 97 |

Accessories

| | |
|--------------------------------------|-----------|
| CPU; MCPU90, MCPU91, MCPU92, MCPUC93 | 100 |
| Wire management SPINE | 100 |
| Ganging clamp AGC | 100 |
| Elliptic grommet ELPF | 101 |
| Oval grommet HAPF | 101 |
| Cart for folding tables CMTF | 101 |
| Screens TMPRR, TMRR, TMPRM | 102 - 103 |
| Pencil holder for screens PC | 103 |

Section 3 Electricity

| | |
|---|-----------|
| Introduction | 107 |
| Calculating amperage | 108 |
| Examples of calculating amperage | 109 - 111 |
| Communication boxes for single stations | 112 |
| Communication boxes for multiple stations | 113 |
| 4-track system | 114 |
| 8-track system | 115 |
| PANDUIT connectors RJ11 - RJ45 | 116 |

SALE CONDITIONS

Prices

The prices are "suggested retail" and are subject to changes without notice. All applicable taxes are not included. Merchandise will be invoiced at the prices prevailing at time of shipment.

Terms

Net 30 days. F.O.B. Deauville Que., Montreal and Quebec city. The invoice will be dated the same ship date and payable 30 days from that date including applicable freight charges.

Regular shipments

Please inquire about our lead time to customer service. Additional freight delays to USA, to the Western and Eastern provinces must be taken into consideration.

Orders

All orders are subject to acceptance by **LOGIFLEX** inc. Please use our codes and clearly indicate the desired finishes.

Customized products

All customized products ordered must be submitted with a technical drawing. If any modifications are needed, **LOGIFLEX** will submit you the corrected version for approval.
ALL CUSTOMIZED ORDERS ARE NOT SUBJECT TO CANCELLATION.

Returns

Merchandise may not be returned without our previous written consent. A restocking charge of 25% will be charged in addition to any other expenses incurred to reinstate the unit into "new" condition. Shipment returned to us must be "freight prepaid".

Cancellations

All orders are considered firm and are not subject to cancellation without our approval. Cancellation charges may be made based upon incurred expenses in processing the order.

Liability

Our liability ends when the carrier issues us a clear receipt, acknowledging that the shipment has been received in good condition.

Claims

We strongly suggest that the shipment is carefully examined BEFORE you give a receipt to the carrier. All incomplete or damaged shipments should be refused. A claim for concealed damages must be filed with the carrier within 10 days of the delivery.

SALE CONDITIONS

Storage charges

Upon request and with an established ship date, the merchandise can be stored for a maximum of 10 days against an adequate reimbursement.

Freight

All prices contained herein are **suggested retail prices** - F.O.B. factory, Deauville, Quebec, Canada. Any and all freight conditions or arrangements other than above must be authorized in writing by **LOGIFLEX** and will be limited to conditions agreed upon. Deliveries to be forwarded to the dealer / distributor **store or warehouse only**.

Shipments with requested delivery other than above subject to an extra fee as charged by the carrier.

Any delay at your docking facility could also call for an extra fee for which you could be requested to pay directly to the carrier.

Changes

LOGIFLEX reserves the right to institute changes in regards to the materials, the equipment, specifications and designs as well as to discontinue models at any time without prior notice.

Ownership of goods

LOGIFLEX or his agents will retain full ownership of the goods as listed until the full amount is totally remitted. Since all goods must be ordered by an official numbered and dated purchase order showing the agreed terms and other pertinent details, the dealer / distributor agrees to above conditions and would be responsible in a court of law for all expenses incurred by **LOGIFLEX** to recover amounts due. This is understood as being part of the buying conditions.

Warranty

LOGIFLEX guarantees its products for 5 years from the date of purchase. This warranty is valid only through the original authorized dealer / distributor. Warranty covers faults or defects resulting from normal use of the product and is limited to the repair or replacement of said product at **LOGIFLEX** discretion. Unauthorized repairs or abusive use will automatically void the warranty. All pieces of furniture are inspected and verified at shipping time. Any breakage at delivery time should be reported to the carrier or its agent for damage claim at DESTINATION POINT. **LOGIFLEX** cannot be held responsible for incidental or consequential damages in using its products.

Custom built furniture (procedures to follow)

For all non-standard furniture not listed in this price list you have to submit a SKETCH by fax and provide all the pertinent details. Our technical team will submit you a drawing and a quotation.

Custom built units are not subject to cancellation nor to be returned.

INTRODUCTION

Section 1 – Training tables

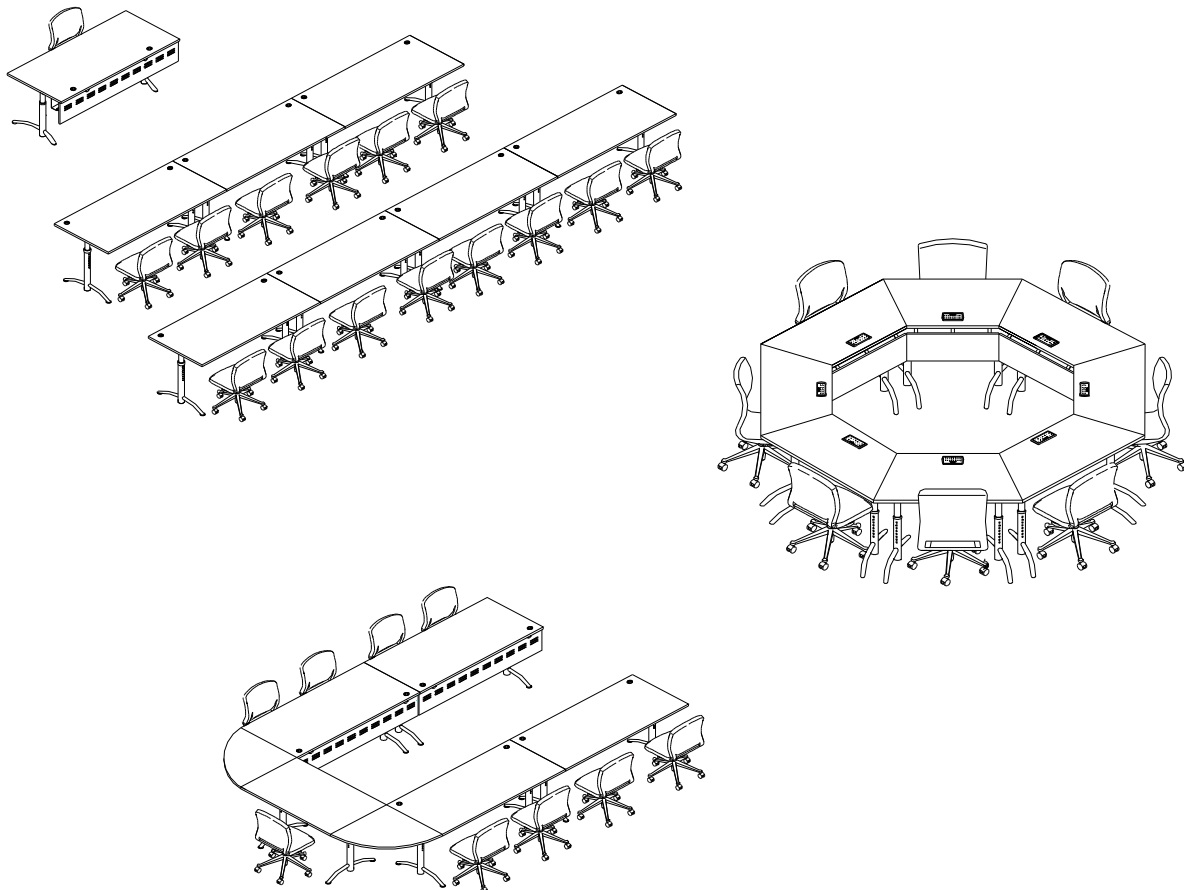
This section shows how to combine components from the Academic brochure to create individual workstations or multipurpose training tables.

Section 2 – Dimensions and distinctive elements

In this section, you will learn about the various dimensions and distinctive elements available for personalizing your workstations and training tables.

Section 3 – Electricity

This section contains the electrical components that will complete your training stations and make it easier to connect your equipment.



**** All legs, channels and modesty panels are installed with threaded metal-to-metal connection. ****

PRODUCTS REPERTORY WORKSURFACES, CHANNELS, MODESTIES

WORKSURFACES WITH 1" ABS EDGE 2.5MM

AC = Melamine 1" thickness

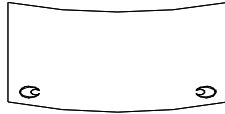
ACL = High pressure laminate 1-1/16" thickness

Depths: 24", 30"
Lengths: 48"-72"



Rectangular top **RE**
see p.28-31, 38-41, 48-51, 56-59, 66-69, 74-77, 82-85, 90-93

Depths: 24", 30"
Lengths: 48"-72"




Double convex top **RX**
see p.32-35, 42-45, 52-55, 60-63, 70-73, 78-81, 86-89, 94-97

Interfaces: 24", 30"
Lengths: 48"-72"



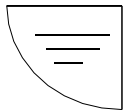
trapezoidal top **TZ**
see p.36-37, 46-47, 64-65



Black reinforcing bar **BST**
see p.28-97
(for rectangular surface and double convex surface)

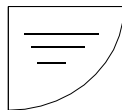
END WORKSURFACES WITH 1" ABS EDGE 2.5MM

Depths: 24", 30"
Lengths: 24", 30"

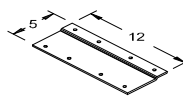


Left quarter moon top **TQML**
see p.98

Depths: 24", 30"
Lengths: 24", 30"

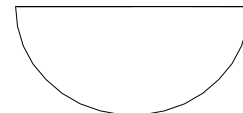


Right quarter moon top **TQMR**
see p.98



Junction plate **AJT**
for quarter moon tops
see p.98

Depth: 24", Length: 48" - 72"
Depth: 30", Length: 60" - 72"



Half moon top **THM**
see p.98

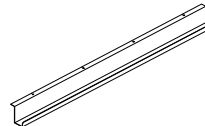
CHANNELS



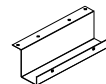
Translucent plastic tie wrap for wires **TWTR**
See OPTION section p.48-97



Velcro tie for electrical cable **WM**
see p.38-47

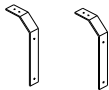


Full length metal channel **CFM**
see p.48-55

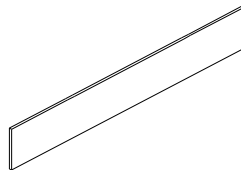


14" metal channel **CM**
see p.56-65, 74-97

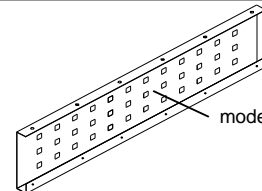
MODESTIES



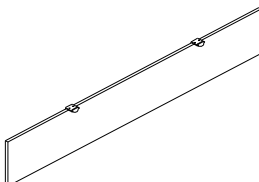
Fixed metal supports **SFM**
for MFM modesty
see p.31, 56-65



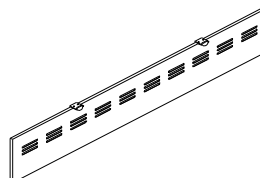
Fixed melamine modesty panel **MFM**
see p.31, 56-65



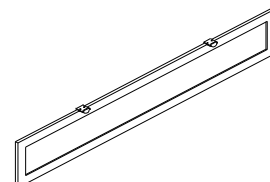
Fixed embossed modesty panel with integrated channel system **MFME**
see p.66-73



Tilting melamine modesty panel **CMMIM**
with latches
see p.74-81



Tilting embossed metal modesty panel **CMMIME**
with latches
see p.82-89



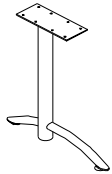
Tilting glass modesty panel (screen 04) with aluminium frame **CMMIPV** with latches
see p.90-97

**** All legs, channels and modesty panels
are installed with threaded
metal-to-metal connection. ****

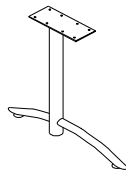
PRODUCTS REPERTORY LEGS

LEGS

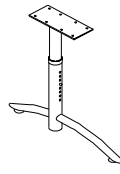
"C" legs with the 24" spread (standard)
see p.28-97



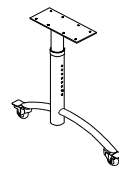
CF24EN fixed "C" leg 28" height
with 1 recessed caster & 1 leveler



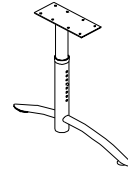
CF24N fixed "C" leg 28" height with
levelers



CA24N adjustable "C" leg
24"-31" height with levelers



CA24WF adjustable "C" leg
27"-34" height with
locking casters



CA24EN adjustable "C" leg 24"-31"
height with 1 recessed caster & 1
leveler

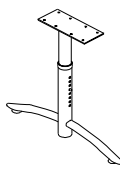
"T" legs with the 24" spread (standard)
see p.28-97



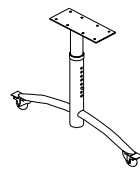
TF24EN fixed "T" leg 28" height
with 1 recessed caster & 1 leveler



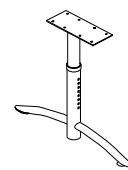
TF24N fixed "T" leg
28" height with
levelers



TA24N adjustable "T" leg
24"-31" height with levelers




TA24WF adjustable "T" leg
27"-34" height with
locking casters



TA24EN adjustable "T" leg 24"-31"
height with 1 recessed caster & 1
leveler

"I" legs
see p.98



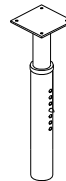
IFN
Fixed "I" 28" height
with leveler



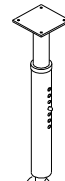
IFW
Fixed "I" 28" height
with caster



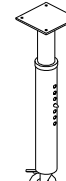
IFWF
Fixed "I" 28" height
with locking caster



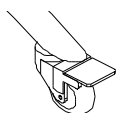
IAN
Adjustable "I" 24"-31"
height with leveler



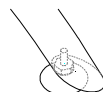
IAW
Adjustable "I" 27"-34"
height with caster



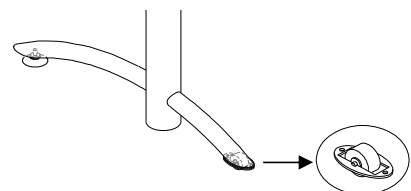
IAWF
Adjustable "I" 27"-34"
height with locking
caster



Translucent rubber locking caster
64mm - Ø 2-1/2"
WF



Ø 2" leveler, height adjustable
to 1-3/4"
N



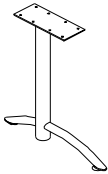
1 leveler & 1 recessed caster
EN

**** All legs, channels and modesty panels are installed with threaded metal-to-metal connection. ****

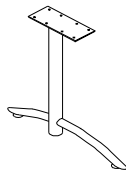
PRODUCTS REPERTORY LEGS

LEGS

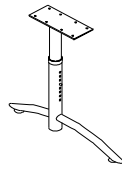
C legs with the 30" spread
see p.28-97



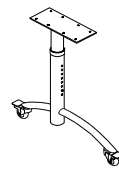
CF30EN fixed "C" leg 28" height
with 1 recessed caster & 1 leveler



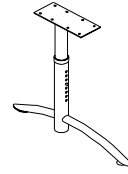
CF30N fixed "C" leg
28" height with
levelers



CA30N adjustable "C" leg
24"-31" height with levelers

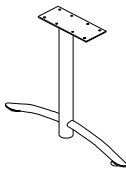


CA30WF adjustable "C" leg
27"-34" height with
locking casters

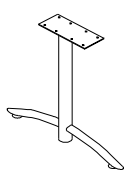


CA30EN adjustable "C" leg 24"-31"
height with 1 recessed caster & 1
leveler

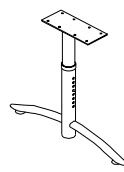
"T" legs with the 30" spread
see p.28-97



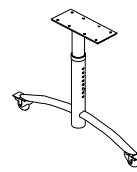
TF30EN fixed "T" leg 28" height
with 1 recessed caster & 1 leveler



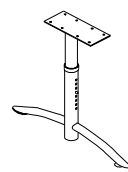
TF30N fixed "T" leg
28" height with
levelers



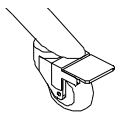
TA30N adjustable "T" leg
24"-31" height with levelers



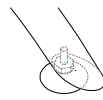
TA30WF adjustable "T" leg
27"-34" height with
locking casters



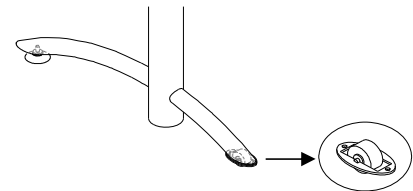
TA30EN adjustable "T" leg 24"-31"
height with 1 recessed caster & 1
leveler



Translucent rubber locking casters
64mm - Ø 2-1/2"
WF

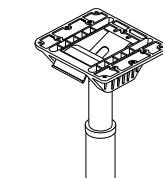
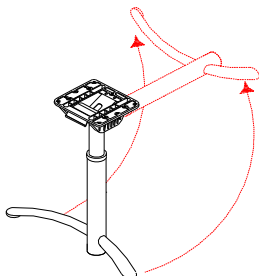


Ø 2" levelers, height adjustable
to 1-3/4"
N

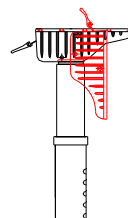


1 leveler & 1 recessed caster
EN

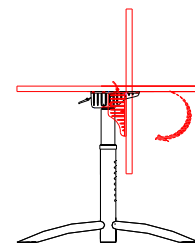
Folding mechanisms:



Folding leg mechanism
Code **FL**
see p.28-35, 38-45
OPTION section

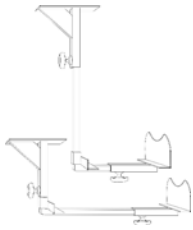


Folding table mechanism
Code **FT**
see p.28-35, 38-45
OPTION section

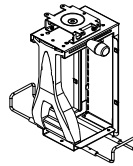


**** All legs, channels and modesty panels are installed with threaded metal-to-metal connection. ****

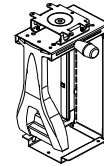
PRODUCTS REPERTORY ACCESSORIES



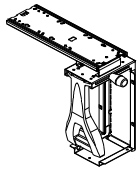
CPU support **MCPU90**
see p.100



CPU support **MCPU91**
see p.100



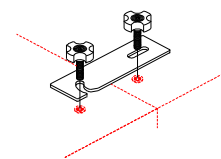
CPU support **MCPU92**
see p.100



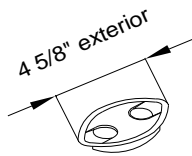
CPU support **MCPUC93**
see p.100



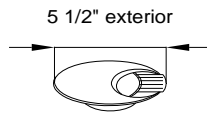
Wire management **SPINE**
see p.100



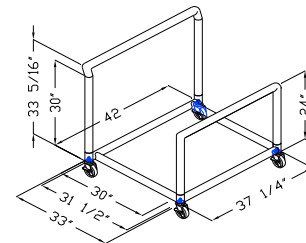
Ganging clamp **AGC**
to connect two surfaces
see p.100



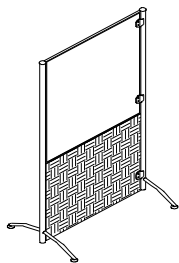
Elliptic grommet **ELPF**
(available upon request)
see p.101



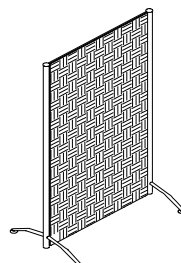
Standard Oval grommet **HAPF**
see p.101



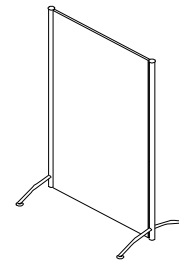
Cart **CMTF**
see p.101



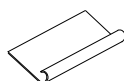
Screen **TMPRR**
with levelers
see p.102



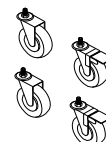
Screen **TMRR**
with levelers
see p.102



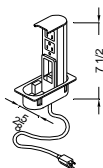
Screen **TMPRM**
with levelers
see p.103



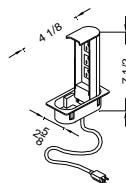
Pencil holder **PC**
see p.103



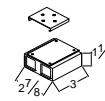
Optional set of 4 casters for screens **WINRO**
see p.102-103

COMMUNICATION BOXES FOR SINGLE STATIONS


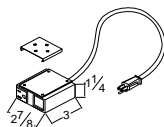
Retractable box **POP-UP1**
see p.112



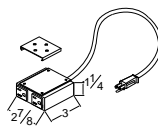
Retractable box **POP-UP2** see
p.112



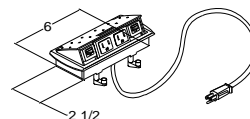
Communication box **BCSS1BL**
see p.112



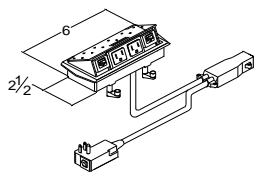
Communication box **BCSS2BL**
see p.112



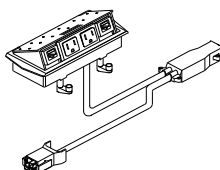
Communication box **BCSS3BL**
see p.112



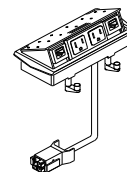
Communication box **MPORTSN**
see p.112

COMMUNICATION BOXES FOR MULTIPLE STATIONS


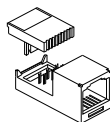
Starting set
MPLK1
see p.113



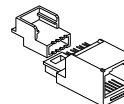
Junction set
MPLK2 à MPLK7
see p.113



Ending set
MPLK8SN
see p.113

CONNECTORS


PANDUIT connector **RJ11**
see p.116

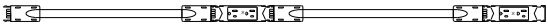


PANDUIT connector **RJ45**
see p.116

4-TRACK SYSTEM

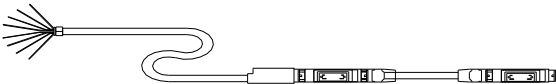


Starting set
4T48D72 to 4T72D72
see p.114

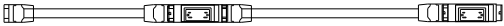


Junction set
4T48J18 to 4T72J18
see p.114

8-TRACK SYSTEM



Starting set
8T48D72 to 8T72D72
see p.115



Junction set
8T48J18 to 8T72J18
see p.115

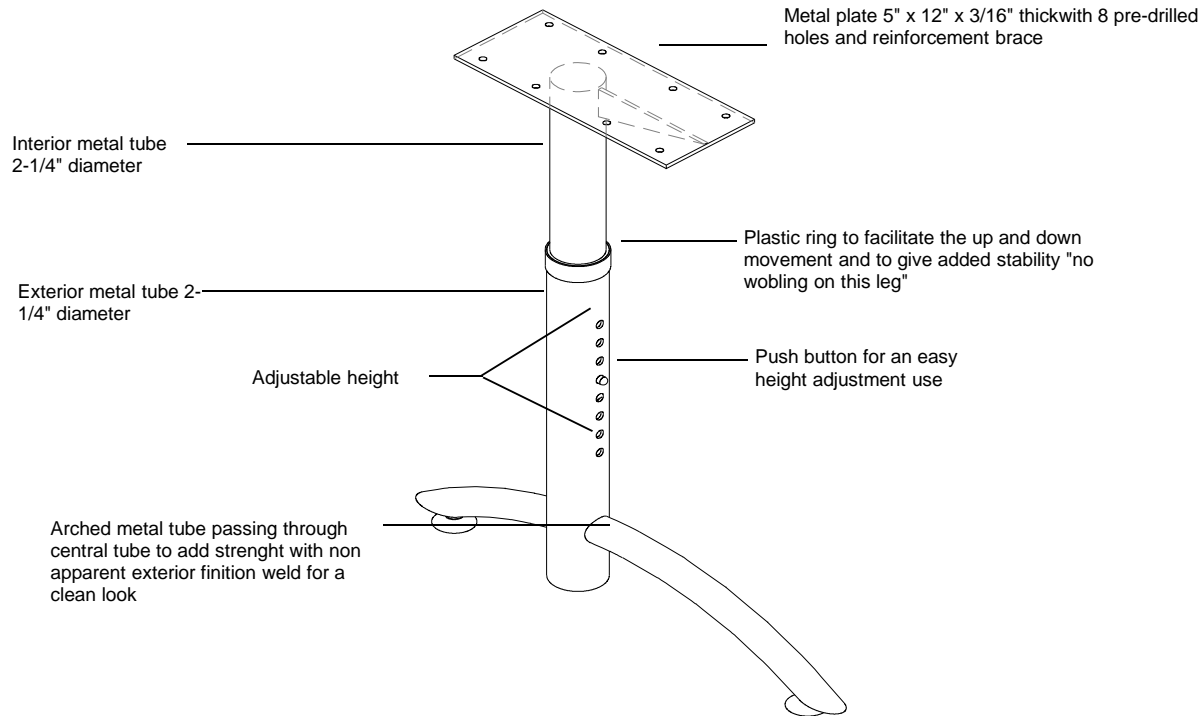
**S
E
C
T
I
O
N**

2

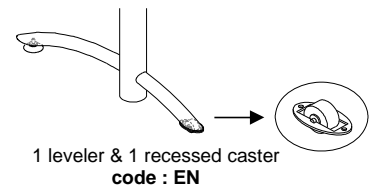
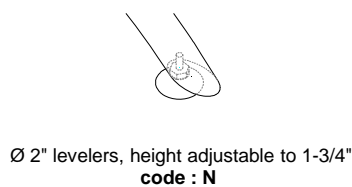
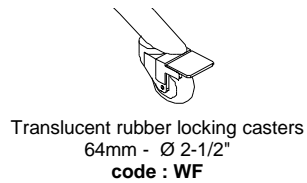
**T
R
A
I
N
I
N
G**
**T
A
B
L
E
S**

ADJUSTABLE LEG DESCRIPTION

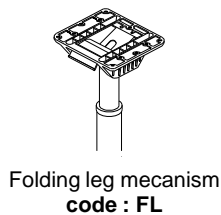
**** All legs, channels and modesty panels are installed with threaded metal-to-metal connection. ****



OPTIONS

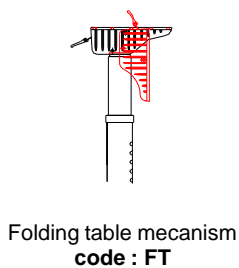
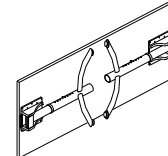
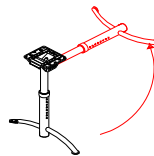


FOLDING MECANISMS :



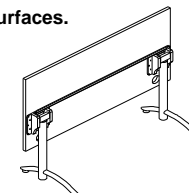
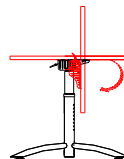
Folding leg mecanism (no modesty can be installed with the folding leg mecanism).
(sold in set of two mecanisms)

**** The mecanism is available for rectangular surfaces and double convex surfaces of 60" and more. ****



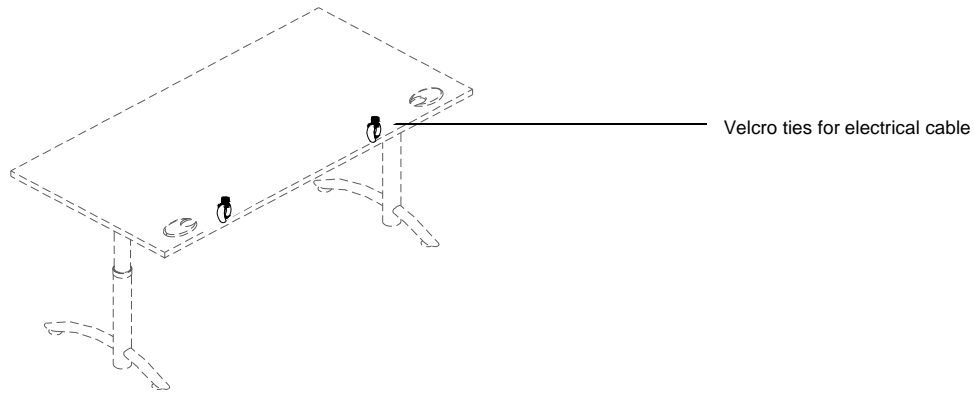
Folding table mecanism (no modesty can be installed with the folding table mecanism).
(sold in set of two mecanisms with ganger bar)

**** The mecanism is available for rectangular surfaces and double convex surfaces. ****

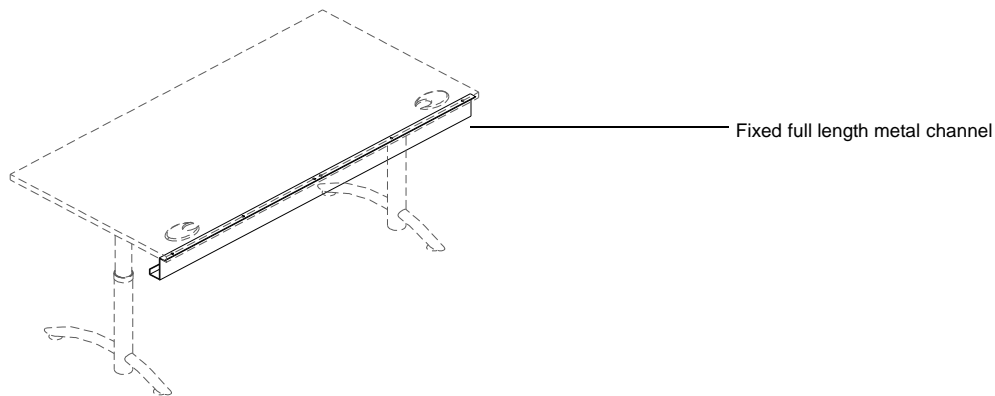


**VELCRO TIE FOR CABLE WM,
FIXED FULL LENGTH METAL
CHANNEL CFM AND
FIXED METAL CHANNELS CM**

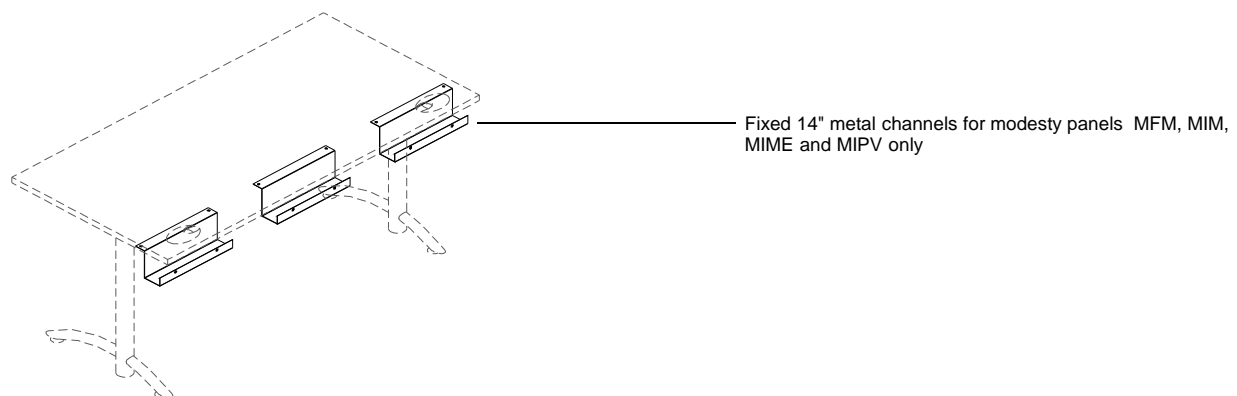
**** All legs, channels and modesty panels
are installed with threaded
metal-to-metal connection. ****



code : WM



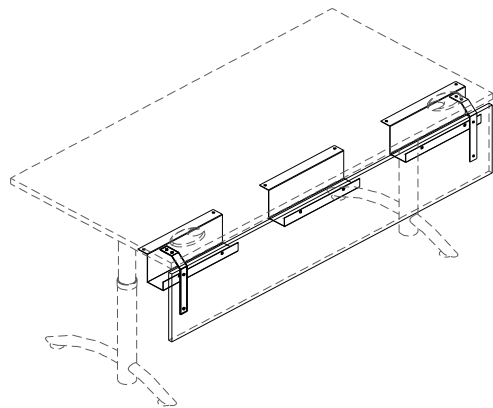
code : CFM



code : CM

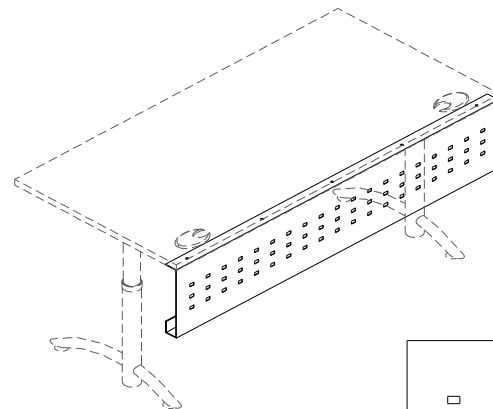
**FIXED MELAMINE MODESTY PANEL CMMFM &
FIXED EMBOSSED METAL
MODESTY PANEL MFME DESCRIPTION**

**** All legs, channels and modesty panels
are installed with threaded
metal-to-metal connection. ****




code : CMMFM

Fixed melamine modesty panel, 5/8" thick, 12" high, two supports SFM and fixed 14" metal channels:
48", 54" = 2 channels
60", 66" et 72" = 3 channels



code : MFME

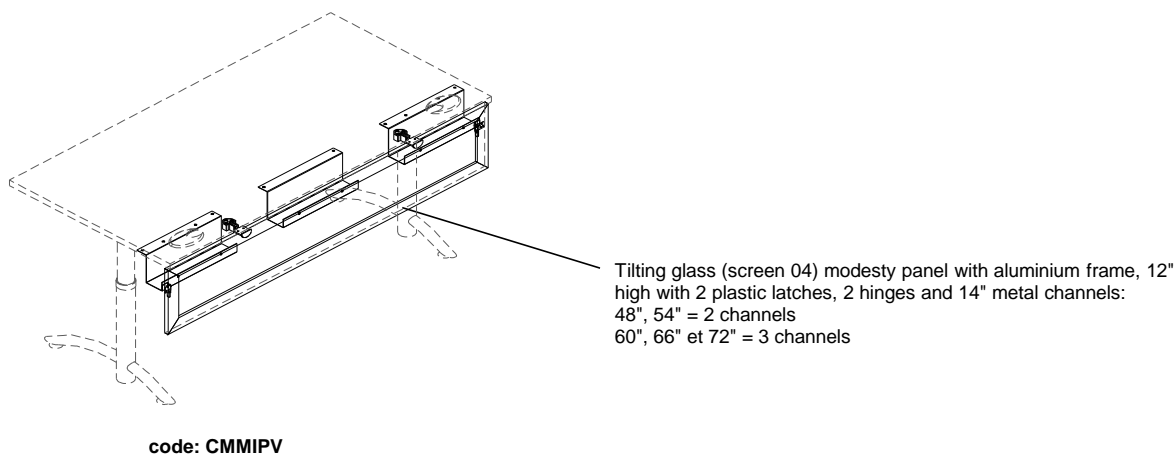
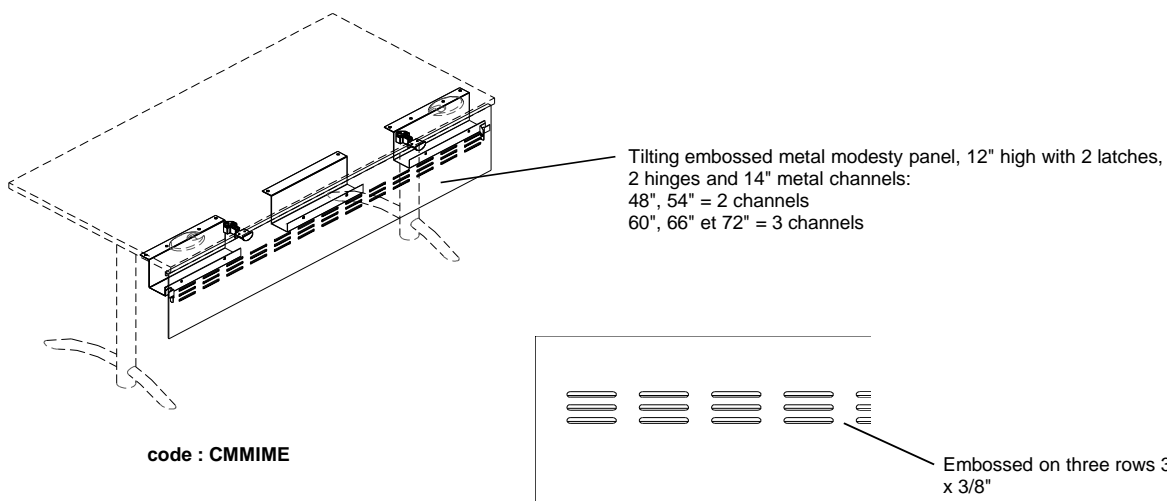
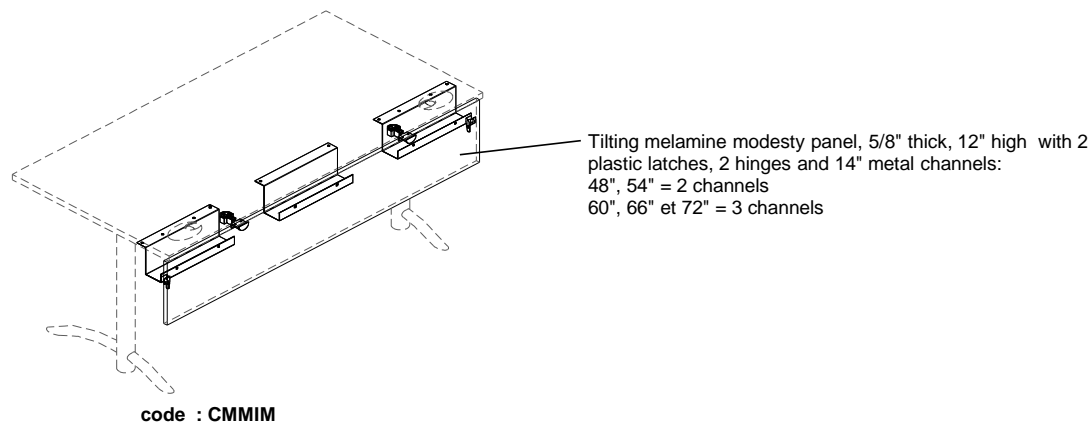
Fixed embossed metal modesty 12" high with integrated channel system



Embossed on three rows 3/4" X 1/2"

TILTING MODESTY PANELS **CMMIM, CMMIME, CMMIPV** **DESCRIPTION**

**** All legs, channels and modesty panels are installed with threaded metal-to-metal connection. ****

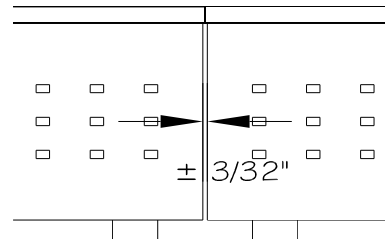


LAYOUT OF TILTING MODESTY WITH METAL CHANNELS

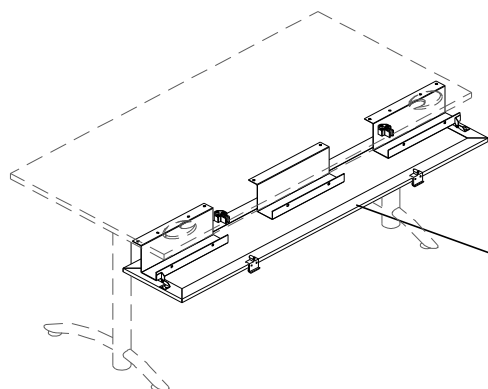
**** All legs, channels and modesty panels are installed with threaded metal-to-metal connection. ****

14" metal channels with pre-drilled holes

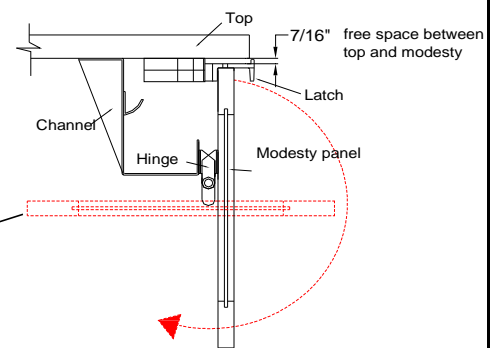
Latches ergonomically placed for easy opening & closing of modesty panel



**Allowed space between two modesty panels : $\pm 3/32$ "
for two tables side by side**



open modesty



Side view
















HOW TO ORDER?

SIN 711-11

Components selection

Code : AC-2448REWMCF24NFL-SN or AC-2448RECMMFMCF24N-SN

AC 24 48 RE WM or CMMIM CF24N FL SN

| Surface finish | code | Depth | Width | Surface | code | Channel | code | Modesty panel | code | Modesty panel | code | "C" legs with plate 5"X12" | code | "T" legs with plate 5"X12" | code | "I" legs with plate 5"X5" | code | Folding mechanism | code | metal color |
|----------------|------|-------|-------|---|------|---|------|---|------|--|--------|---|--------|---|--------|---|------|---|------|---------------------------------|
| Melamine 1" | AC | 24 | 48 | Rectangular | RE | Velcro tie | WM | Fixed melamine with SFM supports | MFME | Tilting melamine | CMMIM | Fixed "C" leg with levelers | CF24N | Fixed "T" leg with levelers | TF24N | Fixed "I" leg with leveler | IFN | Folding leg mechanism | FL | BL = Black or SN = Satin nickel |
| HPL 1" | ACL | 30 | 54 |  | |  | |  | |  | |  | |  | |  | |  | | |
| | | | 60 | Double convex | RX | Fixed full length metal | CFM | | | Tilting embossed metal | CMMIME | Adjustable "C" leg with levelers | CA24N | Adjustable "T" leg with levelers | TA24N | Adjustable "I" leg with leveler | IAN |  | | |
| | | | 66 |  | |  | | Fixed embossed metal with integrated channel | |  | | Adjustable "C" leg with locking casters | CA24WF | Adjustable "T" leg with locking casters | TA24WF | Fixed "I" leg with caster | IFW | Folding table mechanism | FT | |
| | | | 72 | Trapezoidal | TZ | 14" fixed metal for modesties MFM only | CM | | | Tilting glass screen 04 with aluminium frame | CMMIPV | Adjustable "C" with 1 leveler & 1 recessed caster | CA24EN | Adjustable "T" with 1 leveler & 1 recessed caster | TA24EN | Adjustable "I" leg with caster | IAW |  | | |
| | | | | Quarter moon | TQML | | | | | | | Fixed "C" with 1 leveler & 1 recessed caster | CF24EN | Fixed "T" with 1 leveler & 1 recessed caster | TF24EN | Fixed "I" leg with locking caster | IFWF |  | | |
| | | | | Half moon | THM | | | | | | | | | | | Adjustable "I" leg with locking caster | IAWF |  | | |

CODES LEGEND

CODES LEGEND FOR ACADEMIC SERIES

**** All legs, channels and modesty panels are installed with threaded metal-to-metal connection. ****

| | | |
|-----------------------------------|-----------|---|
| Surface finish | AC | Melamine finish with 1" ABS edge 2.5mm. |
| | ACL | High pressure laminate (HPL) finish with 1" ABS edge 2.5mm. |
| Depth | 24 | 24" depth. |
| | 30 | 30" depth. |
| Width | 48 | 48" width. |
| | 54 | 54" width. |
| | 60 | 60" width. |
| | 66 | 66" width. |
| | 72 | 72" width. |
| Worksurface | RE | Rectangular worksurface. |
| | RX | Double convex worksurface. |
| | TZ | Trapezoidal worksurface. |
| | TQML-TQMR | Quarter moon worksurface. |
| | THM | Half moon worksurface. |
| Channels | WM | Velcro tie for electrical cable |
| | CFM | Full length metal channel. |
| | CM | 14" metal channel. |
| Modesty panels | MFM | Fixed melamine modesty panel. |
| | MFME | Fixed embossed metal modesty panel with integrated channel system. |
| | CMMIM | Tilting melamine modesty panel with 2 plastic latches & 2 hinges. |
| | CMMIME | Tilting embossed metal modesty panel with 2 plastic latches & 2 hinges. |
| | CMMIPV | Tilting glass (screen 04) modesty panel with aluminium frame, 2 plastic latches & 2 hinges. |
| 24" spread legs with 5"x12" plate | CF24N | Fixed "C" leg with levelers, 24" spread & 28" height. |
| | CA24N | Adjustable "C" leg with levelers, 24" spread & 24"-31" height. |
| | CA24WF | Adjustable "C" leg with locking casters, 24" spread, 27"-34" height. |
| | CF24EN | Fixed "C" leg with 1 recessed caster & 1 leveler, 24" spread & 28" height. |
| | CA24EN | Adjustable "C" leg with 1 recessed caster & 1 leveler, 24" spread & 24"-31" height. |
| | TF24N | Fixed "T" leg with levelers, 24" spread & 28" height. |
| | TA24N | Adjustable "T" leg with levelers, 24" spread & 24"-31" height. |
| | TA24WF | Adjustable "T" leg with locking casters, 24" spread, 27"-34" height. |
| | TF24EN | Adjustable "T" leg with 1 recessed caster & 1 leveler, 24" spread & 28" height. |
| | TA24EN | Adjustable "T" leg with 1 recessed caster & 1 leveler, 24" spread & 24"-31" height. |
| 30" spread legs with 5"x12" plate | CF30N | Fixed "C" leg with levelers, 30" spread & 28" height. |
| | CA30N | Adjustable "C" leg with levelers, 30" spread & 24"-31" height. |
| | CA30WF | Adjustable "C" leg with locking casters, 30" spread, 24"-31" height. |
| | CF30EN | Fixed "C" leg with 1 recessed caster & 1 leveler, 30" spread & 28" height. |
| | CA30EN | Adjustable "C" leg with 1 recessed caster & 1 leveler, 30" spread & 24"-31" height. |
| | TF30N | Fixed "T" leg with levelers, 30" spread & 28" height. |
| | TA30N | Adjustable "T" leg with levelers, 30" spread & 24"-31" height. |
| | TA30WF | Adjustable "T" leg with locking casters, 30" spread, 24"-31" height. |
| | TF30EN | Adjustable "T" leg with 1 recessed caster & 1 leveler, 30" spread & 28" height. |
| | TA30EN | Adjustable "T" leg with 1 recessed caster & 1 leveler, 30" spread & 24"-31" height. |

CODES LEGEND

CODES LEGEND FOR ACADEMIC SERIES

**** All legs, channels and modesty panels are installed with threaded metal-to-metal connection. ****

| | | |
|--|----------------|--|
| "I" legs with 5"x5" plate | IFN | Fixed "I" leg with leveler, 2-1/2" diameter & 28" height. |
| | IFW | Fixed "I" leg with caster, 2-1/2" diameter & 28" height. |
| | IFWF | Fixed "I" leg with locking caster, 2-1/2" diameter & 28" height. |
| | IAN | Adjustable "I" leg with leveler, 2-1/2" diameter & 24"-31" height. |
| | IAW | Adjustable "I" leg with caster, 2-1/2" diameter & 27"-34" height. |
| | IAWF | Adjustable "I" leg with locking caster, 2-1/2" diameter & 27"-34" height. |
| Folding mechanisms | FL | Folding leg mechanism. |
| | FT | Folding table mechanism. |
| Support bar | BST | Black reinforcing bar 11 GA for tables of 60" and more. |
| Metal color choices | BL | Black color. |
| | SN | Satin nickel color (standard). |
| Accessories | AJT | 5" x 12" metal junction plate of for quarter moon worksurfaces. |
| | TWTR | Translucent plastic tie wrap for wires. |
| | SFM | Metal support for MFM modesty panels. |
| | MCPU90 | Black metal CPU support with vertical & horizontal adjustment. |
| | MCPU91 | Black textured metal CPU support. |
| | MCPU92 | Black metal CPU support. |
| | MCPUC93 | Black metal sliding CPU support. |
| | SPINE | Wire management. |
| | AGC | Ganging clamp to connect two surfaces with thumb screws. |
| | ELPF | Elliptic grommet (available upon request). |
| | HAPF | Oval grommet (standard). |
| | CMTF | Cart for folding tables. |
| | TMPRR | Screen on levelers with porcelain on top and upholstered fabric on bottom, upholstered fabric on back. |
| | TMRR | Screen on levelers with upholstered fabric on each side. |
| | TMPRM | Screen on levelers with porcelain on top and upholstered fabric on bottom, melamine on back. |
| Electricity - Communication boxes | PC | Pencil holder for screen. |
| | WINRO | Set of 4 translucent casters, 2 with brakes & 2 without brakes). |
| | POP-UP1 | Retractable box with 2 electrical outlets & 2 empty telecommunication outlets. |
| | POP-UP2 | Retractable box with 3 electrical outlets. |
| | BCSS1BL | Communication box with 2 empty telecommunication outlets. |
| | BCSS2BL | Communication box with 1 electrical outlet & 1 empty telecommunication outlet. |
| Electricity - Communication boxes for multiple stations | BCSS3BL | Communication box with 2 electrical outlets. |
| | MPORT | Plastic retractable box with 2 electrical outlets & 2 empty telecommunication outlets. |
| | MPLK1 | Plastic retractable box with starter for multiple stations system interlink cable. |
| | MPLK2 | Plastic retractable box for multiple stations system junction interlink cable. |
| | MPLK3 | |
| | MPLK4 | |
| | MPLK5 | |
| | MPLK6 | |
| | MPLK7 | |
| | MPLK8 | Plastic retractable box with end interlink cable for multiple stations system. |

CODES LEGEND

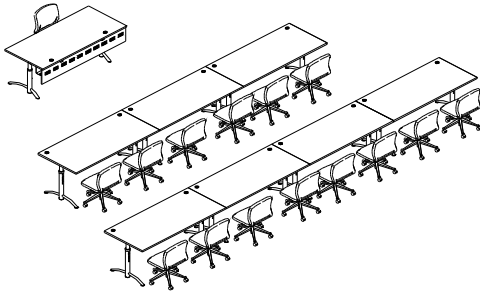
CODES LEGEND FOR ACADEMIC SERIES

**** All legs, channels and modesty panels
are installed with threaded
metal-to-metal connection. ****


| | | |
|------------------------------|-----------|--|
| Electricity - 4-track system | 4T48D72-1 | Starting set cable including the following: - 72" starting cable & junction cable according to the length of the table; - 2 duplex receptacles with electrical outlets; - 2 duplex receptacles supports. |
| | 4T54D72-1 | |
| | 4T60D72-1 | |
| | 4T66D72-1 | |
| | 4T72D72-1 | |
| | 4T48J18-1 | Junction set cable including the following: - Junction cable 18" long & junction cable according to the length of the table; - 2 duplex receptacles with electrical outlets; - 2 duplex receptacles supports. |
| | 4T54J18-1 | |
| | 4T60J18-1 | |
| | 4T66J18-1 | |
| | 4T72J18-1 | |
| | 4T48J18-2 | Junction set cable including the following: - Junction cable 18" long & junction cable according to the length of the table; - 2 duplex receptacles with electrical outlets; - 2 duplex receptacles supports. |
| | 4T54J18-2 | |
| | 4T60J18-2 | |
| | 4T66J18-2 | |
| | 4T72J18-2 | |
| Electricity - 8-track system | 8T48D72-1 | Starting set cable including the following: - 72" starting cable & junction cable according to the length of the table; - 2 duplex receptacles with electrical outlets; - 2 duplex receptacles supports. |
| | 8T54D72-1 | |
| | 8T60D72-1 | |
| | 8T66D72-1 | |
| | 8T72D72-1 | |
| | 8T48J18-1 | Junction set cable including the following: - Junction cable 18" long & junction cable according to the length of the table; - 2 duplex receptacles with electrical outlets; - 2 duplex receptacles supports. |
| | 8T54J18-1 | |
| | 8T60J18-1 | |
| | 8T66J18-1 | |
| | 8T72J18-1 | |
| | 8T48J18-2 | Junction set cable including the following: - Junction cable 18" long & junction cable according to the length of the table; - 2 duplex receptacles with electrical outlets; - 2 duplex receptacles supports. |
| | 8T54J18-2 | |
| | 8T60J18-2 | |
| | 8T66J18-2 | |
| | 8T72J18-2 | |
| | 8T48J18-3 | Junction set cable including the following: - Junction cable 18" long & junction cable according to the length of the table; - 2 duplex receptacles with electrical outlets; - 2 duplex receptacles supports. |
| | 8T54J18-3 | |
| | 8T60J18-3 | |
| | 8T66J18-3 | |
| | 8T72J18-3 | |
| | 8T48J18-4 | Junction set cable including the following: - Junction cable 18" long & junction cable according to the length of the table; - 2 duplex receptacles with electrical outlets; - 2 duplex receptacles supports. |
| | 8T54J18-4 | |
| | 8T60J18-4 | |
| | 8T66J18-4 | |
| | 8T72J18-4 | |
| Connectors | RJ11 | PANDUIT analog telecommunications connector. |
| | RJ45 | PANDUIT digital data connector. |

DIFFERENT CONFIGURATION MODELS

RECTANGULAR WORKSURFACES:




Row
configuration



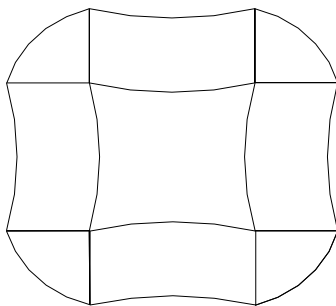
"U" shape
configuration

TRAPEZOIDAL WORKSURFACES :

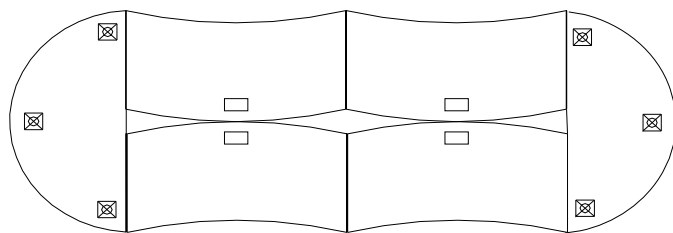


Circle shape
configuration

DOUBLE CONVEX WORKSURFACES :



Square configuration

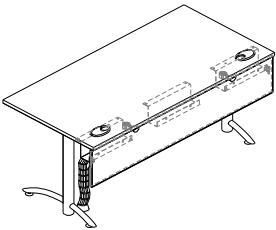
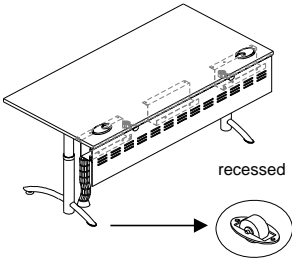
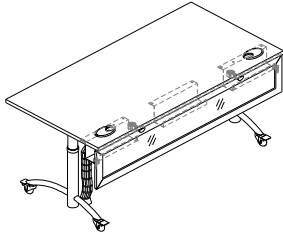
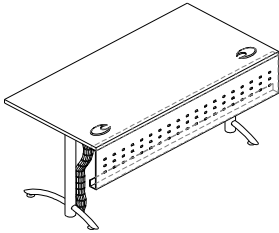


Conference table

How to order?
3060RECMMIMCF24N
 (AC / ACL / ACT) (SN / BL)
 (ACTR / ACTL / ACTRL)

ACADEMIC BROCHURE**IMPORTANT :** The metal standard color is SATIN NICKEL "SN"Also available in black : change **SN** to **BL****EX :** AC-3060RECMMIMCF24NSN for AC-3060RECMMIMCF24NBL

**** All Legs, channels & modesty panels ****
 are installed with threaded
 metal-to-metal connection.

| | PRODUCTS | CODES | FINISH | |
|---|---|---|---------------|-------------|
| | | | AC | ACL |
|  | AC-1A - Rectangular worksurface with two standard (HAPF) satin nickel grommets on each side; - Fixed satin nickel "C" legs of 2-1/2" diameter with levelers. - 3 Fixed 14" metal channels, satin nickel finish; - Tilting melamine modesty panel, 5/8" thick, 12" high with 2 plastic latches and 2 hinges. - Wire management spine 2" Ø (Available only in grey plastic) | A B | | |
| | | 3060RECMMIMCF24NSN SPINE | 1050 122 | 1260 122 |
| | | Total : | 1172 | 1382 |
|  | AC-1B - Rectangular worksurface with two standard (HAPF) satin nickel grommets on each side; - Adjustable satin nickel "C" legs of 2-1/2" diameter with levelers & recessed casters; - 3 Fixed 14" metal channels, satin nickel finish; - Tilting embossed metal modesty panel, 12" high with 2 plastic latches and 2 hinges. - Wire management spine 2" Ø (Available only in grey plastic) | 3060RECMMIMECA24ENSN | 1378 | 1603 |
| | | SPINE | 122 | 122 |
| | | Total : | 1500 | 1725 |
|  | AC-1C - Rectangular worksurface with two standard (HAPF) satin nickel grommets on each side; - Adjustable satin nickel "T" legs of 2-1/2" diameter with levelers; - 3 Fixed 14" metal channels, satin nickel finish; - Tilting glass (screen 04) modesty panel with aluminium frame, 12" high with 2 plastic latches and 2 hinges; - Wire management spine 2" Ø (Available only in grey plastic) | 3060RECMMIPVTA24WFSN | 1470 | 1701 |
| | | SPINE | 122 | 122 |
| | | Total : | 1592 | 1823 |
|  | AC-2A - Rectangular worksurface with two standard (HAPF) satin nickel grommets on each side; - Adjustable satin nickel "C" legs of 2-1/2" diameter with levelers; - Fixed embossed metal modesty panel of 12" high with integrated channel system. - Wire management spine 2" Ø (Available only in grey plastic) | 3060REMFMECA24NSN | 984 | 1192 |
| | | SPINE | 122 | 122 |
| | | Total : | 1106 | 1314 |

How to order?
3060REMFMETA24EN
 (AC / ACL / ACT) (SN / BL)
 (ACTR / ACTL / ACTRL)

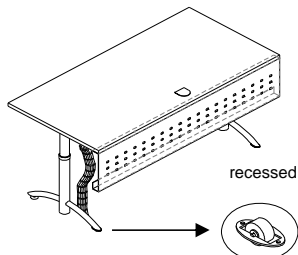
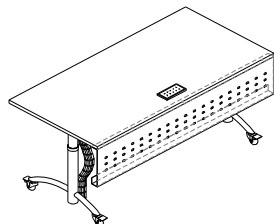
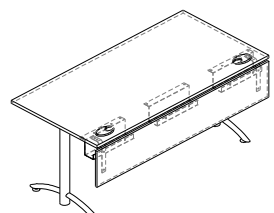
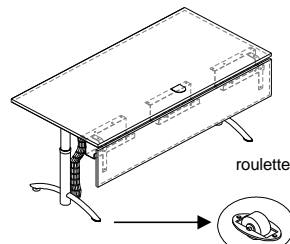
ACADEMIC BROCHURE

IMPORTANT : The metal standard color is SATIN NICKEL "SN"

Also available in black : change **SN** to **BL**

EX : AC-3060REMFMETA24EN**SN** for AC-3060REMFMETA24EN**BL**

**** All legs, channels and modesty panels ****
are installed with threaded metal-to metal connection.

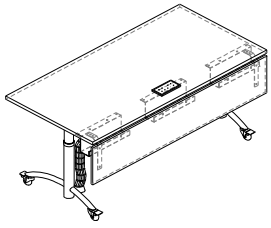
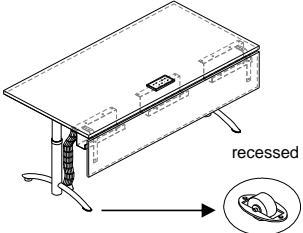
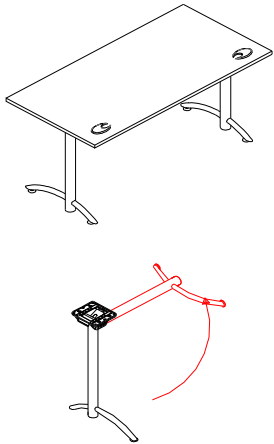
| | PRODUCTS | CODES | FINISH | |
|---|--|--|--------------------|--------------------|
| | | | AC | ACL |
|  | AC-2B - Rectangular worksurface with POP-UP1 communication box; - Adjustable satin nickel "T" legs of 2-1/2" diameter with levelers & recessed casters; - Fixed embossed metal modesty panel of 12" high with integrated channel system. - Wire management spine 2" Ø (Available only in grey plastic). | A B | | |
| | | 3060REMFMETA24ENSN POP-UP1 SPINE | 1037 253 122 | 1247 253 122 |
| | | Total : | 1412 | 1622 |
|  | AC-2C - Rectangular worksurface with MPORT communication box; - Adjustable satin nickel "C" legs of 2-1/2" diameter with locking casters; - Fixed embossed metal modesty panel of 12" high with integrated channel system. - Wire management spine 2" Ø (Available only in grey plastic). | 3060REMFMECA24WFSN MPORTSN SPINE | 1037 301 122 | 1247 301 122 |
| | | Total : | 1460 | 1670 |
|  | AC-3A - Rectangular worksurface with two standard (HAPF) satin nickel grommets on each side; - Fixed satin nickel "T" legs of 2-1/2" diameter with levelers; - 3 Fixed 14" metal channels, satin nickel finish; - Fixed melamine modesty panel, 5/8" thick, 12" high with 2 satin nickel supports (SFM). | 3060RECMMFMTF24NSN | 951 | 1156 |
| | | Total : | 951 | 1156 |
|  | AC-3B - Rectangular worksurface with POP-UP1 communication box; - Adjustable satin nickel "T" legs of 2-1/2" diameter with levelers & recessed casters; - 3 Fixed 14" metal channels, satin nickel finish; - Fixed melamine modesty panel, 5/8" thick, 12" high with 2 satin nickel supports (SFM); - Wire management spine 2" Ø (Available only in grey plastic). | 3060RECMMFMTA24ENSN POP-UP1 SPINE | 1162 253 122 | 1378 253 122 |
| | | Total : | 1537 | 1753 |

IMPORTANT : The metal standard color is SATIN NICKEL "SN"

Also available in black : change **SN** to **BL**

EX : AC- 3060REMFMC A24WFSN for AC- 3060REMFMC A24WFBL

**** All legs, channels and modesty panels ****
are installed with threaded metal-to metal connection.

| | PRODUCTS | CODES | FINISH | |
|---|---|--|--------------------|--------------------|
| | | | AC | ACL |
|  | AC-3C - Rectangular worksurface with MPORT communication box; - Adjustable satin nickel "C" legs of 2-1/2" diameter with locking casters; - 3 Fixed 14" metal channels, satin nickel finish; - Fixed melamine modesty panel, 5/8" thick, 12" high with 2 satin nickel supports (SFM); - Wire management spine 2" Ø (Available only in grey plastic). | A B | | |
| | | 3060RECMMFMCA24WFSN MPORTSN SPINE | 1162 252 102 | 1378 252 102 |
| | | Total : | 1516 | 1732 |
|  | AC-3D - Rectangular worksurface with MPORT communication box; - Adjustable satin nickel "T" legs of 2-1/2" diameter with levelers & recessed casters; - 3 Fixed 14" metal channels, satin nickel finish; - Fixed melamine modesty panel, 5/8" thick, 12" high with 2 satin nickel supports (SFM); - Wire management spine 2" Ø (Available only in grey plastic). | 3060RECMMFMTA24ENSN | 1162 | 1378 |
| | | MPORTSN SPINE | 252 102 | 252 102 |
| | | Total : | 1516 | 1732 |
|  | AC-4 - Rectangular worksurface with two standard (HAPF) satin nickel grommets on each side; - Fixed satin nickel "C" legs of 2-1/2" diameter with levelers; - Folding leg mechanism. ** No modesty can be installed with the folding leg mechanism. ** | 3060RECF24NSNFL | 1008 | 1211 |
| | | | | |

How to order?

2448RECF24N

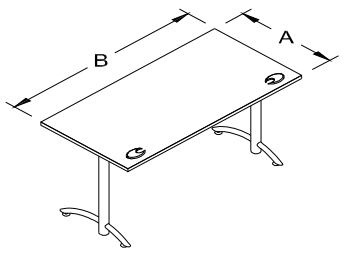
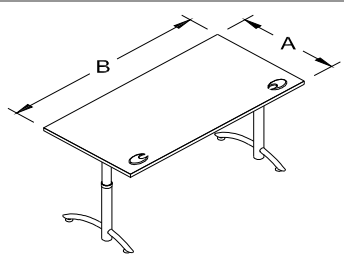
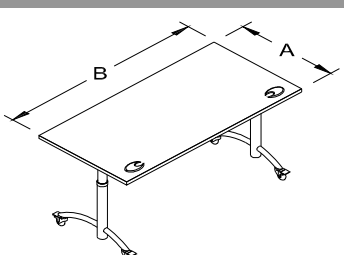
(AC / ACL)

(SN / BL)


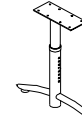



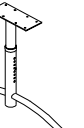
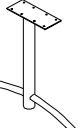
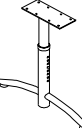
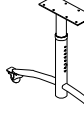

RECTANGULAR WORKSURFACE

IMPORTANT : The metal standard color is SATIN NICKEL "SN"Also available in black : change **SN** to **BL****EX :** AC-2448RECF24NSN for AC-2448RECF24NBL**** All legs, channels and modesty panels ****




are installed installed with threaded metal-to metal connection.

| | PRODUCTS | CODES | FINISH | |
|---|----------|----------------|--------|------|
| | | | AC | ACL |
|  <p>- Rectangular worksurface with two standard (HAPF) satin nickel grommets on each side; - Fixed satin nickel "C" legs of 2-1/2" diameter with levelers.</p> | | A B | | |
| | | 2448RECF24NSN | 603 | 737 |
| | | 2454RECF24NSN | 616 | 764 |
| | | 2460RECF24NSN | 637 | 793 |
| | | 2466RECF24NSN | 649 | 827 |
| | | 2472RECF24NSN | 668 | 855 |
| | | 3048RECF24NSN | 637 | 793 |
| | | 3054RECF24NSN | 656 | 833 |
| | | 3060RECF24NSN | 676 | 868 |
| | | 3066RECF24NSN | 694 | 902 |
| | | 3072RECF24NSN | 715 | 943 |
|  <p>- Rectangular worksurface with two standard (HAPF) satin nickel grommets on each side; - Adjustable satin nickel "C" legs of 2-1/2" diameter with levelers.</p> | | 2448RECA24NSN | 709 | 846 |
| | | 2454RECA24NSN | 721 | 875 |
| | | 2460RECA24NSN | 741 | 902 |
| | | 2466RECA24NSN | 755 | 938 |
| | | 2472RECA24NSN | 774 | 965 |
| | | 3048RECA24NSN | 741 | 902 |
| | | 3054RECA24NSN | 760 | 943 |
| | | 3060RECA24NSN | 781 | 978 |
| | | 3066RECA24NSN | 801 | 1012 |
| | | 3072RECA24NSN | 819 | 1053 |
|  <p>- Rectangular worksurface with two standard (HAPF) satin nickel grommets on each side; - Adjustable satin nickel "C" legs of 2-1/2" diameter with locking casters.</p> | | 2448RECA24WFSN | 760 | 902 |
| | | 2454RECA24WFSN | 774 | 929 |
| | | 2460RECA24WFSN | 793 | 957 |
| | | 2466RECA24WFSN | 806 | 992 |
| | | 2472RECA24WFSN | 827 | 1020 |
| | | 3048RECA24WFSN | 793 | 957 |
| | | 3054RECA24WFSN | 814 | 999 |
| | | 3060RECA24WFSN | 833 | 1033 |
| | | 3066RECA24WFSN | 853 | 1068 |
| | | 3072RECA24WFSN | 872 | 1109 |

Addition per table for legs of 2-1/2" diameter and of 30" spread:

| | | | | | | | | | |
|---|---|---|---|---|---|---|--|---|---|
|  |  |  |  |  |  |  |  |  |  |
| CF30NSN CF30NBL \$79 retail | CA30NSN CA30NBL \$79 retail | CA30WFSN CA30WFB \$79 retail | CF30ENSN CF30ENBL \$79 retail | CA30ENSN CA30ENBL \$79 retail | TF30NSN TF30NBL \$79 retail | TA30NSN TA30NBL \$79 retail | TA30WFSN TA30WFB \$79 retail | TF30ENSN TF30ENBL \$79 retail | TA30ENSN TA30ENBL \$79 retail |

OPTION

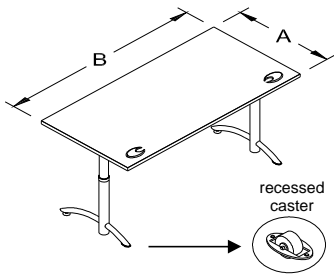
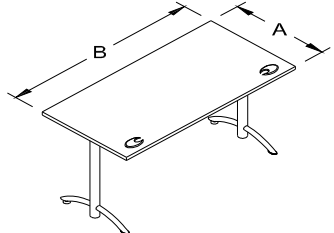
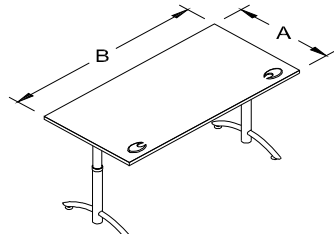
| | | | |
|---|---|-------|-----|
|  | Folding leg mecanism (no modesty can be installed with the folding leg mecanism). (sold in set of two mecanisms) | FL | 341 |
| ** The mecanism is available for rectangular surfaces and double convex surfaces of 60" and more. ** | | | |
|  | Folding table mecanism (no modesty can be installed with the folding table mecanism). (sold in set of two mecanisms with ganger bar) | FT | 619 |
| ** The mecanism is available for rectangular surfaces and double convex surfaces. ** | | | |
|  | Black reinforcing bar 11 GA for tables of 60" and more without modesty or channel (sold seperately). | BST60 | 56 |
| * Non available for FT mecanism * | | BST66 | 64 |
| ** No cpu or keyboard can be installed with the reinforcing bar. ** | | BST72 | 69 |

**** The three options are available for rectangular surfaces and double convex surfaces ********* Add FL, FT or BST at the end of the code Ex : 3060RECF24NSNFL *****


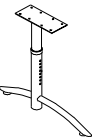
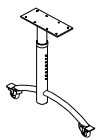

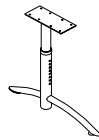
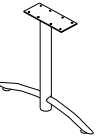
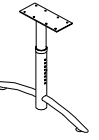
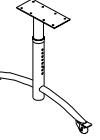
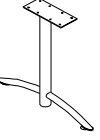
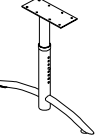
RECTANGULAR WORKSURFACE

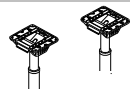
IMPORTANT : The metal standard color is SATIN NICKEL "SN"Also available in black : change **SN** to **BL****EX :** AC-2448RECA24ENSN for AC-2448RECA24ENBL

**** All legs, channels and modesty panels ****
are installed installed with threaded metal-to metal connection.

| | PRODUCTS | CODES | FINISH | |
|---|----------|----------------|--------|------|
| | | | AC | ACL |
|  <p>- Rectangular worksurface with two standard (HAPF) satin nickel grommets on each side; - Adjustable satin nickel "C" legs of 2-1/2" diameter with levelers & recessed casters.</p> | | A B | | |
| | | 2448RECA24ENSN | 760 | 902 |
| | | 2454RECA24ENSN | 774 | 929 |
| | | 2460RECA24ENSN | 793 | 957 |
| | | 2466RECA24ENSN | 806 | 992 |
| | | 2472RECA24ENSN | 827 | 1020 |
| | | 3048RECA24ENSN | 793 | 957 |
| | | 3054RECA24ENSN | 814 | 999 |
| | | 3060RECA24ENSN | 833 | 1033 |
| | | 3066RECA24ENSN | 853 | 1068 |
| | | 3072RECA24ENSN | 872 | 1109 |
|  <p>- Rectangular worksurface with two standard (HAPF) satin nickel grommets on each side; - Fixed satin nickel "T" legs of 2-1/2" diameter with levelers.</p> | | 2448RETF24NSN | 551 | 681 |
| | | 2454RETF24NSN | 564 | 710 |
| | | 2460RETF24NSN | 585 | 737 |
| | | 2466RETF24NSN | 597 | 771 |
| | | 2472RETF24NSN | 616 | 798 |
| | | 3048RETF24NSN | 585 | 737 |
| | | 3054RETF24NSN | 603 | 778 |
| | | 3060RETF24NSN | 623 | 813 |
| | | 3066RETF24NSN | 643 | 846 |
| | | 3072RETF24NSN | 663 | 889 |
|  <p>- Rectangular worksurface with two standard (HAPF) satin nickel grommets on each side; - Adjustable satin nickel "T" legs of 2-1/2" diameter with levelers.</p> | | 2448RETA24NSN | 709 | 846 |
| | | 2454RETA24NSN | 721 | 875 |
| | | 2460RETA24NSN | 741 | 902 |
| | | 2466RETA24NSN | 755 | 938 |
| | | 2472RETA24NSN | 774 | 965 |
| | | 3048RETA24NSN | 741 | 902 |
| | | 3054RETA24NSN | 760 | 943 |
| | | 3060RETA24NSN | 781 | 978 |
| | | 3066RETA24NSN | 801 | 1012 |
| | | 3072RETA24NSN | 819 | 1053 |

Addition per table for legs of 2-1/2" diameter and of 30" spread:

| | | | | | | | | | |
|---|---|---|---|---|---|--|---|---|---|
|  |  |  |  |  |  |  |  |  |  |
| CF30NSN CF30NBL \$79 retail | CA30NSN CA30NBL \$79 retail | CA30WFSN CA30WFBL \$79 retail | CF30ENSN CF30ENBL \$79 retail | CA30ENSN CA30ENBL \$79 retail | TF30NSN TF30NBL \$79 retail | TA30NSN TA30NBL \$79 retail | TA30WFSN TA30WFBL \$79 retail | TF30ENSN TF30ENBL \$79 retail | TA30ENSN TA30ENBL \$79 retail |

OPTION

Folding leg mechanism (no modesty can be installed with the folding leg mechanism).
(sold in set of two mechanisms)

FL 341

**** The mechanism is available for rectangular surfaces and double convex surfaces of 60" and more. ****



Folding table mechanism (no modesty can be installed with the folding table mechanism).
(sold in set of two mechanisms with ganger bar)

FT 619

**** The mechanism is available for rectangular surfaces and double convex surfaces. ****



Black reinforcing bar 11 GA for tables of 60" and more without modesty or channel (sold separately).

BST60 56

* Non available for FT mechanism *

BST66 64

** No cpu or keyboard can be installed with the reinforcing bar. **

BST72 69

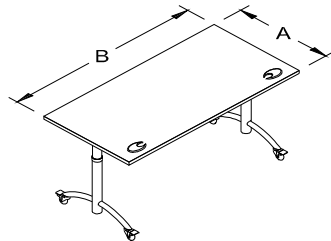
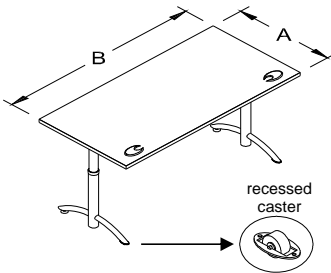
**** The three options are available for rectangular surfaces and double convex surfaces ****

*** Add FL, FT or BST at the end of the code Ex : 3060RECF24NSNFL ***



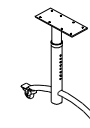
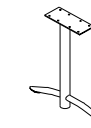
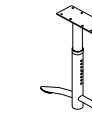


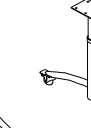


How to order?
2448RETA24WF
 (AC / ACL) (SN / BL)

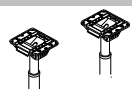
RECTANGULAR WORKSURFACE**IMPORTANT :** The metal standard color is SATIN NICKEL "SN"Also available in black : change **SN** to **BL****EX :** AC-2448RETA24WFSN for AC-2448RETA24WFBL

**** All legs, channels and modesty panels ****
are installed installed with threaded
metal-to metal connection.

| | PRODUCTS | CODES | FINISH | |
|--|--|----------------|--------|----------------|
| | | | AC | ACL |
|  | <ul style="list-style-type: none">- Rectangular worksurface with two standard (HAPF) satin nickel grommets on each side;- Adjustable satin nickel "T" legs of 2-1/2" diameter with locking casters. | A B | | |
| | | 2448RETA24WFSN | 760 | 902 |
| | | 2454RETA24WFSN | 774 | 929 |
| | | 2460RETA24WFSN | 793 | 957 |
| | | 2466RETA24WFSN | 806 | 992 |
| | | 2472RETA24WFSN | 827 | 1020 |
| | | 3048RETA24WFSN | 793 | 957 |
| | | 3054RETA24WFSN | 814 | 999 |
| | | 3060RETA24WFSN | 833 | 1033 |
| | | 3066RETA24WFSN | 853 | 1068 |
| | | 3072RETA24WFSN | 872 | 1109 |
|  | <ul style="list-style-type: none">- Rectangular worksurface with two standard (HAPF) satin nickel grommets on each side;- Adjustable satin nickel "T" legs of 2-1/2" diameter with levelers & recessed casters. | 2448RETA24ENSN | 760 | 902 |
| | | 2454RETA24ENSN | 774 | 929 |
| | | 2460RETA24ENSN | 793 | 957 |
| | | 2466RETA24ENSN | 806 | 992 |
| | | 2472RETA24ENSN | 827 | 1020 |
| | | 3048RETA24ENSN | 793 | 957 |
| | | 3054RETA24ENSN | 814 | 999 |
| | | 3060RETA24ENSN | 833 | 1033 |
| | | 3066RETA24ENSN | 853 | 1068 |
| | | | | 3072RETA24ENSN |

Addition per table for legs of 2-1/2" diameter and of 30" spread:

| | | | | | | | | | |
|---|---|---|---|---|---|---|---|---|---|
|  |  |  |  |  |  |  |  |  |  |
| CF30NSN CF30NBL \$79 retail | CA30NSN CA30NBL \$79 retail | CA30WFSN CA30WFBL \$79 retail | CF30ENSN CF30ENBL \$79 retail | CA30ENSN CA30ENBL \$79 retail | TF30NSN TF30NBL \$79 retail | TA30NSN TA30NBL \$79 retail | TA30WFSN TA30WFBL \$79 retail | TF30ENSN TF30ENBL \$79 retail | TA30ENSN TA30ENBL \$79 retail |

OPTION

Folding leg mechanism (no modesty can be installed with the folding leg mechanism).
 (sold in set of two mechanisms)

FL**341**

**** The mechanism is available for rectangular surfaces and double convex surfaces of 60" and more. ****



Folding table mechanism (no modesty can be installed with the folding table mechanism).
 (sold in set of two mechanisms with ganger bar)

FT**619**

**** The mechanism is available for rectangular surfaces and double convex surfaces. ****



Black reinforcing bar 11 GA for tables of 60" and more without modesty or channel (sold separately).

BST60**56**

* Non available for FT mechanism *

BST66**64**

** No cpu or keyboard can be installed with the reinforcing bar. **

BST72**69**

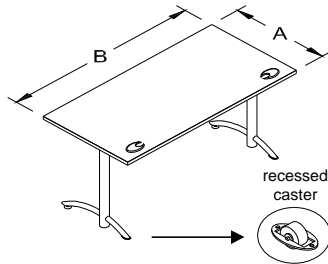
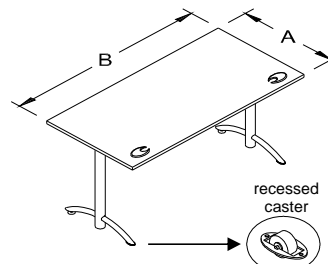
**** The three options are available for rectangular surfaces and double convex surfaces ****

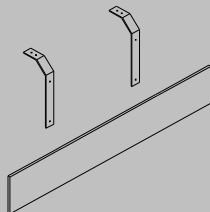
*** Add FL, FT or BST at the end of the code Ex : 3060RECF24NSNFL ***

How to order?
2448RECF24EN
 (AC / ACL) (SN / BL)

RECTANGULAR WORKSURFACE**IMPORTANT :** The metal standard color is SATIN NICKEL "SN"Also available in black : change **SN** to **BL****EX :** AC-2448RECF24EN**SN** for AC-2448RECF24EN**NBL**

**** All legs, channels and modesty panels ****
are installed installed with threaded
metal-to metal connection.

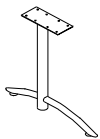

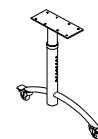

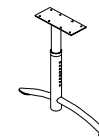

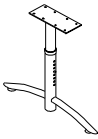
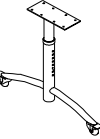
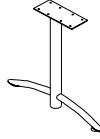
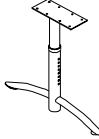
| | PRODUCTS | CODES | FINISH | |
|--|---|----------------|--------|------|
| | | | AC | ACL |
|  | <ul style="list-style-type: none">- Rectangular worksurface with two standard (HAPF) satin nickel grommets on each side;- Fixed satin nickel "C" legs of 2-1/2" diameter with levelers & recessed casters. | A B | | |
| | | 2448RECF24ENSN | 721 | 860 |
| | | 2454RECF24ENSN | 734 | 889 |
| | | 2460RECF24ENSN | 755 | 916 |
| | | 2466RECF24ENSN | 767 | 950 |
| | | 2472RECF24ENSN | 788 | 978 |
| | | 3048RECF24ENSN | 755 | 916 |
| | | 3054RECF24ENSN | 774 | 957 |
| | | 3060RECF24ENSN | 793 | 992 |
| | | 3066RECF24ENSN | 814 | 1025 |
| | | 3072RECF24ENSN | 833 | 1068 |
|  | <ul style="list-style-type: none">- Rectangular worksurface with two standard (HAPF) satin nickel grommets on each side;- Fixed satin nickel "T" legs of 2-1/2" diameter with levelers & recessed casters. | 2448RETF24ENSN | 577 | 710 |
| | | 2454RETF24ENSN | 590 | 737 |
| | | 2460RETF24ENSN | 611 | 764 |
| | | 2466RETF24ENSN | 623 | 798 |
| | | 2472RETF24ENSN | 643 | 827 |
| | | 3048RETF24ENSN | 611 | 764 |
| | | 3054RETF24ENSN | 629 | 805 |
| | | 3060RETF24ENSN | 649 | 841 |
| | | 3066RETF24ENSN | 668 | 875 |
| | | 3072RETF24ENSN | 689 | 916 |

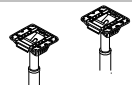
Addition for table with MFM modesty

- Fixed melamine modesty panel, 5/8" thick, 12" high with 2 satin nickel supports (SFM).

| | |
|------------|------------|
| 48" | 158 |
| 54" | 171 |
| 60" | 177 |
| 66" | 191 |
| 72" | 197 |

*** Add **MFM** after the surface code Ex : 3060REMFMCF24NSN *****Addition per table for legs of 2-1/2" diameter and of 30" spread:**

| | | | | | | | | | |
|---|---|---|---|---|---|--|---|---|---|
|  |  |  |  |  |  |  |  |  |  |
| CF30NSN CF30NBL \$79 retail | CA30NSN CA30NBL \$79 retail | CA30WFSN CA30WFBL \$79 retail | CF30ENSN CF30ENBL \$79 retail | CA30ENSN CA30ENBL \$79 retail | TF30NSN TF30NBL \$79 retail | TA30NSN TA30NBL \$79 retail | TA30WFSN TA30WFBL \$79 retail | TF30ENSN TF30ENBL \$79 retail | TA30ENSN TA30ENBL \$79 retail |

OPTION

Folding leg mecanism (no modesty can be installed with the folding leg mecanism).
 (sold in set of two mecanisms)

FL 341

**** The mecanism is available for rectangular surfaces and double convex surfaces of 60" and more. ****



Folding table mecanism (no modesty can be installed with the folding table mecanism).
 (sold in set of two mecanisms with ganger bar)

FT 619

**** The mecanism is available for rectangular surfaces and double convex surfaces. ****



Black reinforcing bar 11 GA for tables of 60" and more without modesty or channel (sold separetely).

BST60 56

* Non available for FT mecanism *

BST66 64

** No cpu or keyboard can be installed with the reinforcing bar. **

BST72 69

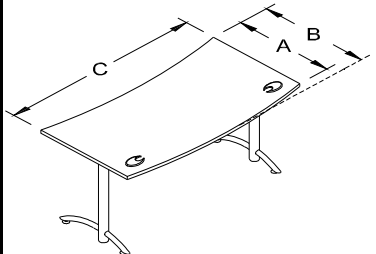
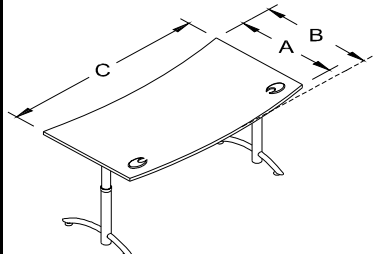
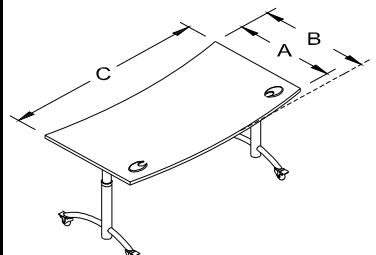
**** The three options are available for rectangular surfaces and double convex surfaces ****

*** Add **FL**, **FT** or **BST** at the end of the code Ex : 3060RECF24NSNFL ***

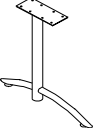
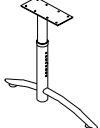
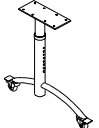


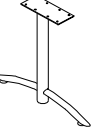
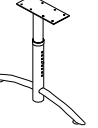
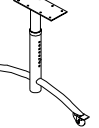
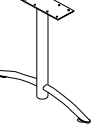
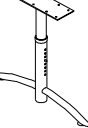
How to order?
242748RXC24N
 (AC / ACL) (SN / BL)

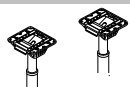
DOUBLE CONVEX WORKSURFACE**IMPORTANT :** The metal standard color is SATIN NICKEL "SN"Also available in black : change **SN** to **BL****EX :** AC-2448RXC24NSN for AC-2448RXC24NBL

**** All legs, channels and modesty panels ****
 are installed installed with threaded
 metal-to metal connection.

| | PRODUCTS | CODES | FINISH | |
|---|----------|-----------------|--------|------|
| | | | AC | ACL |
|  <p>- Double convex work surface with two standard (HAPF) satin nickel grommets on each side; - Fixed satin nickel "C" legs of 2-1/2" diameter with levelers.</p> | | A B C | | |
| | | 242748RXC24NSN | 629 | 764 |
| | | 242754RXC24NSN | 649 | 793 |
| | | 242760RXC24NSN | 668 | 827 |
| | | 242766RXC24NSN | 689 | 860 |
| | | 242772RXC24NSN | 709 | 896 |
| | | 303348RXC24NSN | 668 | 827 |
| | | 303354RXC24NSN | 689 | 868 |
| | | 303360RXC24NSN | 715 | 908 |
| | | 303366RXC24NSN | 741 | 950 |
| | | 303372RXC24NSN | 760 | 992 |
|  <p>- Double convex work surface with two standard (HAPF) satin nickel grommets on each side; - Adjustable satin nickel "C" legs of 2-1/2" diameter with levelers.</p> | | 242748RXC24NSN | 734 | 875 |
| | | 242754RXC24NSN | 755 | 902 |
| | | 242760RXC24NSN | 774 | 938 |
| | | 242766RXC24NSN | 793 | 971 |
| | | 242772RXC24NSN | 814 | 1006 |
| | | 303348RXC24NSN | 774 | 938 |
| | | 303354RXC24NSN | 793 | 978 |
| | | 303360RXC24NSN | 819 | 1020 |
| | | 303366RXC24NSN | 847 | 1059 |
| | | 303372RXC24NSN | 865 | 1103 |
|  <p>- Double convex work surface with two standard (HAPF) satin nickel grommets on each side; - Adjustable satin nickel "C" legs of 2-1/2" diameter with locking casters.</p> | | 242748RXC24WFSN | 788 | 929 |
| | | 242754RXC24WFSN | 806 | 957 |
| | | 242760RXC24WFSN | 827 | 992 |
| | | 242766RXC24WFSN | 847 | 1025 |
| | | 242772RXC24WFSN | 865 | 1059 |
| | | 303348RXC24WFSN | 827 | 992 |
| | | 303354RXC24WFSN | 847 | 1033 |
| | | 303360RXC24WFSN | 872 | 1074 |
| | | 303366RXC24WFSN | 898 | 1116 |
| | | 303372RXC24WFSN | 919 | 1156 |

Addition per table for legs of 2-1/2" diameter and of 30" spread:

| | | | | | | | | | |
|---|---|---|---|---|---|--|---|---|---|
|  |  |  |  |  |  |  |  |  |  |
| CF30NSN CF30NBL \$79 retail | CA30NSN CA30NBL \$79 retail | CA30WFSN CA30WFB \$79 retail | CF30ENSN CF30ENBL \$79 retail | CA30ENSN CA30ENBL \$79 retail | TF30NSN TF30NBL \$79 retail | TA30NSN TA30NBL \$79 retail | TA30WFSN TA30WFB \$79 retail | TF30ENSN TF30ENBL \$79 retail | TA30ENSN TA30ENBL \$79 retail |

OPTION

Folding leg mechanism (no modesty can be installed with the folding leg mechanism).
 (sold in set of two mechanisms)

FL**341**

**** The mechanism is available for rectangular surfaces and double convex surfaces of 60" and more. ****



Folding table mechanism (no modesty can be installed with the folding table mechanism).
 (sold in set of two mechanisms with ganger bar)

FT**619**

**** The mechanism is available for rectangular surfaces and double convex surfaces. ****



Black reinforcing bar 11 GA for tables of 60" and more without modesty or channel (sold separately).

BST60**56**

* Non available for FT mechanism *

BST66**64**

** No cpu or keyboard can be installed with the reinforcing bar. **

BST72**69**

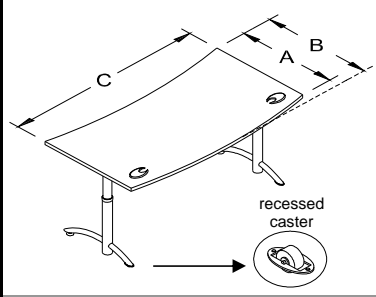
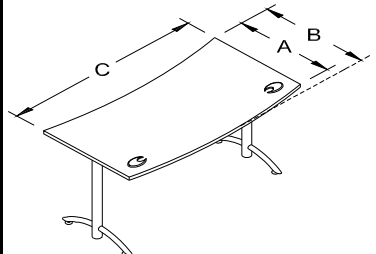
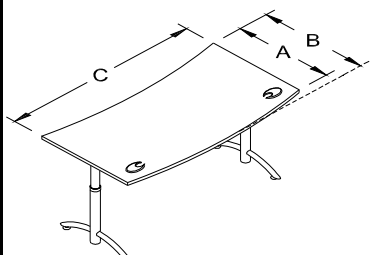
**** The three options are available for rectangular surfaces and double convex surfaces ****

*** Add FL, FT or BST at the end of the code Ex : 3060RECF24NSNFL ***


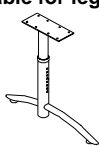
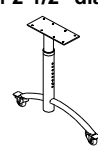



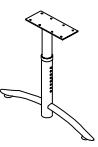
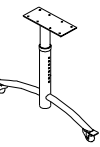
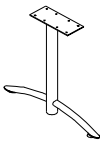
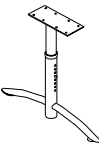
How to order?
242748RXCA24EN
 (AC / ACL) (SN / BL)

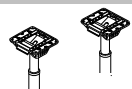
DOUBLE CONVEX WORKSURFACE**IMPORTANT :** The metal standard color is SATIN NICKEL "SN"Also available in black : change **SN** to **BL****EX :** AC-2448RXCA24EN**SN** for AC-2448RXCA24EN**NBL**

**** All legs, channels and modesty panels ****
are installed installed with threaded
metal-to metal connection.

| | PRODUCTS | CODES | FINISH | |
|---|--|--------------------------|---------------|------------|
| | | | AC | ACL |
|  | - Double convex work surface with two standard (HAPF) satin nickel grommets on each side; - Adjustable satin nickel "C" legs of 2-1/2" diameter with levelers & recessed casters. | A B C | | |
| | | 242748RXCA24EN SN | 788 | 929 |
| | | 242754RXCA24EN SN | 806 | 957 |
| | | 242760RXCA24EN SN | 827 | 992 |
| | | 242766RXCA24EN SN | 847 | 1025 |
| | | 242772RXCA24EN SN | 865 | 1059 |
| | | 303348RXCA24EN SN | 827 | 992 |
| | | 303354RXCA24EN SN | 847 | 1033 |
| | | 303360RXCA24EN SN | 872 | 1074 |
| | | 303366RXCA24EN SN | 898 | 1116 |
| | | 303372RXCA24EN SN | 919 | 1156 |
|  | - Double convex work surface with two standard (HAPF) satin nickel grommets on each side; - Fixed satin nickel "T" legs of 2-1/2" diameter with levelers. | 242748RXTF24EN SN | 577 | 710 |
| | | 242754RXTF24EN SN | 597 | 737 |
| | | 242760RXTF24EN SN | 616 | 771 |
| | | 242766RXTF24EN SN | 637 | 805 |
| | | 242772RXTF24EN SN | 656 | 841 |
| | | 303348RXTF24EN SN | 616 | 771 |
| | | 303354RXTF24EN SN | 637 | 813 |
| | | 303360RXTF24EN SN | 663 | 855 |
| | | 303366RXTF24EN SN | 689 | 896 |
| | | 303372RXTF24EN SN | 709 | 938 |
|  | - Double convex work surface with two standard (HAPF) satin nickel grommets on each side; - Adjustable satin nickel "T" legs of 2-1/2" diameter with levelers. | 242748RXTA24EN SN | 734 | 875 |
| | | 242754RXTA24EN SN | 755 | 902 |
| | | 242760RXTA24EN SN | 774 | 938 |
| | | 242766RXTA24EN SN | 793 | 971 |
| | | 242772RXTA24EN SN | 814 | 1006 |
| | | 303348RXTA24EN SN | 774 | 938 |
| | | 303354RXTA24EN SN | 793 | 978 |
| | | 303360RXTA24EN SN | 819 | 1020 |
| | | 303366RXTA24EN SN | 847 | 1059 |
| | | 303372RXTA24EN SN | 865 | 1103 |

Addition per table for legs of 2-1/2" diameter and of 30" spread:

| | | | | | | | | | |
|---|---|---|---|---|---|--|---|---|---|
|  |  |  |  |  |  |  |  |  |  |
| CF30NSN CF30NBL \$79 retail | CA30NSN CA30NBL \$79 retail | CA30WFSN CA30WFBL \$79 retail | CF30ENSN CF30ENBL \$79 retail | CA30ENSN CA30ENBL \$79 retail | TF30NSN TF30NBL \$79 retail | TA30NSN TA30NBL \$79 retail | TA30WFSN TA30WFBL \$79 retail | TF30ENSN TF30ENBL \$79 retail | TA30ENSN TA30ENBL \$79 retail |

OPTION

Folding leg mechanism (no modesty can be installed with the folding leg mechanism).
 (sold in set of two mechanisms)

FL**341**

**** The mechanism is available for rectangular surfaces and ****
double convex surfaces of 60" and more.



Folding table mechanism (no modesty can be installed with the folding table mechanism).
 (sold in set of two mechanisms with ganger bar)

FT**619**

**** The mechanism is available for rectangular surfaces and ****
double convex surfaces.



Black reinforcing bar 11 GA for tables of 60" and more without modesty or channel (sold separately).

BST60**56**

* Non available for FT mechanism *

BST66**64**

** No cpu or keyboard can be installed with the reinforcing bar. **

BST72**69**

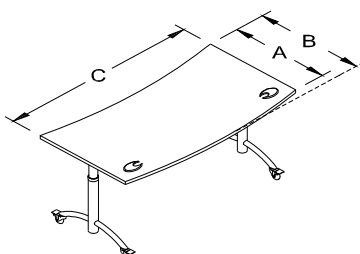
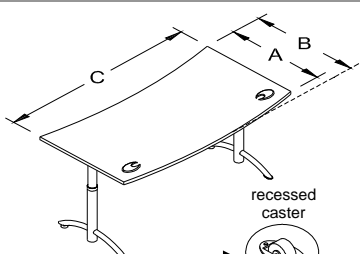
**** The three options are available for rectangular surfaces and double convex surfaces ****

*** Add FL, FT or BST at the end of the code Ex : 3060RECF24NSN**FL** ***


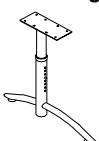
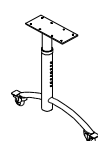

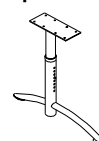

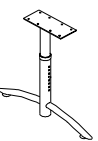
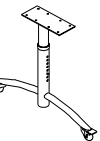

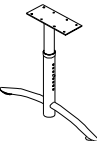
How to order?
242748RXTA24WF
 (AC / ACL) (SN / BL)

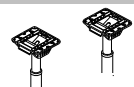
DOUBLE CONVEX WORKSURFACE**IMPORTANT :** The metal standard color is SATIN NICKEL "SN"Also available in black : change **SN** to **BL****EX :** AC-2448RXTA24WFSN for AC-2448RXTA24WFBL

**** All legs, channels and modesty panels ****
are installed installed with threaded
metal-to metal connection.

| | PRODUCTS | CODES | FINISH | |
|---|----------|------------------|--------|------|
| | | | AC | ACL |
|  <p>- Double convex work surface with two standard (HAPF) satin nickel grommets on each side; - Adjustable satin nickel "T" legs of 2-1/2" diameter with locking casters.</p> | | A B C | | |
| | | 242748RXTA24WFSN | 788 | 929 |
| | | 242754RXTA24WFSN | 806 | 957 |
| | | 242760RXTA24WFSN | 827 | 992 |
| | | 242766RXTA24WFSN | 847 | 1025 |
| | | 242772RXTA24WFSN | 865 | 1059 |
| | | 303348RXTA24WFSN | 827 | 992 |
| | | 303354RXTA24WFSN | 847 | 1033 |
| | | 303360RXTA24WFSN | 872 | 1074 |
| | | 303366RXTA24WFSN | 898 | 1116 |
| | | 303372RXTA24WFSN | 919 | 1156 |
|  <p>- Double convex work surface with two standard (HAPF) satin nickel grommets on each side; - Adjustable satin nickel "T" legs of 2-1/2" diameter with levelers & recessed casters.</p> | | 242748RXTA24ENS | 788 | 929 |
| | | 242754RXTA24ENS | 806 | 957 |
| | | 242760RXTA24ENS | 827 | 992 |
| | | 242766RXTA24ENS | 847 | 1025 |
| | | 242772RXTA24ENS | 865 | 1059 |
| | | 303348RXTA24ENS | 827 | 992 |
| | | 303354RXTA24ENS | 847 | 1033 |
| | | 303360RXTA24ENS | 872 | 1074 |
| | | 303366RXTA24ENS | 898 | 1116 |
| | | 303372RXTA24ENS | 919 | 1156 |

Addition per table for legs of 2-1/2" diameter and of 30" spread:

| | | | | | | | | | |
|---|---|---|---|---|---|--|---|---|---|
|  |  |  |  |  |  |  |  |  |  |
| CF30NSN CF30NBL \$79 retail | CA30NSN CA30NBL \$79 retail | CA30WFSN CA30WFBL \$79 retail | CF30ENSN CF30ENBL \$79 retail | CA30ENSN CA30ENBL \$79 retail | TF30NSN TF30NBL \$79 retail | TA30NSN TA30NBL \$79 retail | TA30WFSN TA30WFBL \$79 retail | TF30ENSN TF30ENBL \$79 retail | TA30ENSN TA30ENBL \$79 retail |

OPTION

Folding leg mechanism (no modesty can be installed with the folding leg mechanism).
 (sold in set of two mechanisms)

FL**341**

**** The mechanism is available for rectangular surfaces and double convex surfaces of 60" and more. ****



Folding table mechanism (no modesty can be installed with the folding table mechanism).
 (sold in set of two mechanisms with ganger bar)

FT**619**

**** The mechanism is available for rectangular surfaces and double convex surfaces. ****



Black reinforcing bar 11 GA for tables of 60" and more without modesty or channel (sold separately).

BST60**56**

* Non available for FT mechanism *

BST66**64**

** No cpu or keyboard can be installed with the reinforcing bar. **

BST72**69**

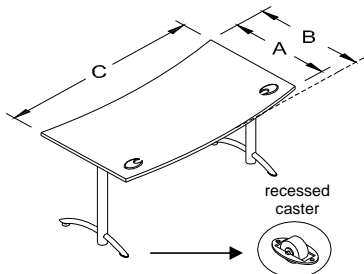
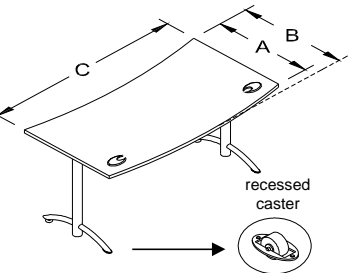
**** The three options are available for rectangular surfaces and double convex surfaces ****

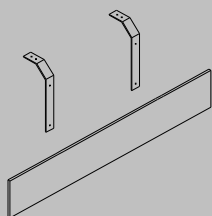
*** Add FL, FT or BST at the end of the code Ex : 3060RECF24NSNFL ***

How to order?
242748RXC24EN
 (AC / ACL) (SN / BL)

DOUBLE CONVEX WORKSURFACE**IMPORTANT :** The metal standard color is SATIN NICKEL "SN"Also available in black : change **SN** to **BL****EX :** AC-2448RXC24ENSN for AC-2448RXC24ENBL

**** All legs, channels and modesty panels ****
are installed installed with threaded
metal-to metal connection.


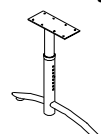


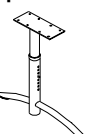
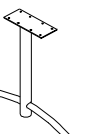
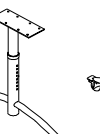
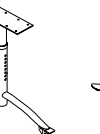
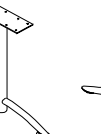

| | PRODUCTS | CODES | FINISH | | |
|---|----------|-----------|--------|-----|------|
| | | | AC | ACL | |
|  <p>- Double convex worksurface with two standard (HAPF) satin nickel grommets on each side; - Fixed satin nickel "C" legs of 2-1/2" diameter with levelers & recessed casters.</p> | | A B C | | | |
| | | 242748RXC | 24ENSN | 747 | 889 |
| | | 242754RXC | 24ENSN | 767 | 916 |
| | | 242760RXC | 24ENSN | 788 | 950 |
| | | 242766RXC | 24ENSN | 806 | 984 |
| | | 242772RXC | 24ENSN | 827 | 1020 |
| | | 303348RXC | 24ENSN | 788 | 950 |
| | | 303354RXC | 24ENSN | 806 | 992 |
| | | 303360RXC | 24ENSN | 833 | 1033 |
| | | 303366RXC | 24ENSN | 859 | 1074 |
| | | 303372RXC | 24ENSN | 880 | 1116 |
|  <p>- Double convex worksurface with two standard (HAPF) satin nickel grommets on each side; - Fixed satin nickel "T" legs of 2-1/2" diameter with levelers & recessed casters.</p> | | 242748RXT | 24ENSN | 603 | 737 |
| | | 242754RXT | 24ENSN | 623 | 764 |
| | | 242760RXT | 24ENSN | 643 | 798 |
| | | 242766RXT | 24ENSN | 663 | 833 |
| | | 242772RXT | 24ENSN | 682 | 868 |
| | | 303348RXT | 24ENSN | 643 | 798 |
| | | 303354RXT | 24ENSN | 663 | 841 |
| | | 303360RXT | 24ENSN | 689 | 881 |
| | | 303366RXT | 24ENSN | 715 | 924 |
| | | 303372RXT | 24ENSN | 734 | 965 |

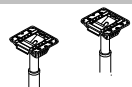
Addition for table with MFM modesty

- Fixed melamine modesty panel, 5/8" thick, 12" high with 2 satin nickel supports (SFM).

| | |
|-----|-----|
| 48" | 158 |
| 54" | 171 |
| 60" | 177 |
| 66" | 191 |
| 72" | 197 |

*** Add **MFM** after the surface code Ex : 3060RXXMFMCF24NSN *****Addition per table for legs of 2-1/2" diameter and of 30" spread:**

| | | | | | | | | | |
|---|---|---|---|---|---|--|---|---|---|
|  |  |  |  |  |  |  |  |  |  |
| CF30NSN CF30NBL \$79 retail | CA30NSN CA30NBL \$79 retail | CA30WFSN CA30WFBL \$79 retail | CF30ENSN CF30ENBL \$79 retail | CA30ENSN CA30ENBL \$79 retail | TF30NSN TF30NBL \$79 retail | TA30NSN TA30NBL \$79 retail | TA30WFSN TA30WFBL \$79 retail | TF30ENSN TF30ENBL \$79 retail | TA30ENSN TA30ENBL \$79 retail |

OPTION

Folding leg mechanism (no modesty can be installed with the folding leg mechanism).
 (sold in set of two mechanisms)

FL**341**

**** The mechanism is available for rectangular surfaces and double convex surfaces of 60" and more. ****



Folding table mechanism (no modesty can be installed with the folding table mechanism).
 (sold in set of two mechanisms with ganger bar)

FT**619**

**** The mechanism is available for rectangular surfaces and double convex surfaces. ****



Black reinforcing bar 11 GA for tables of 60" and more without modesty or channel (sold separately).

BST60**56**

* Non available for FT mechanism *

BST66**64**

** No cpu or keyboard can be installed with the reinforcing bar. **

BST72**69**

**** The three options are available for rectangular surfaces and double convex surfaces ****

*** Add **FL**, **FT** or **BST** at the end of the code Ex : 3060RECF24NSNFL ***

How to order?
2448TZCF24N
 (AC / ACL) (SN / BL)

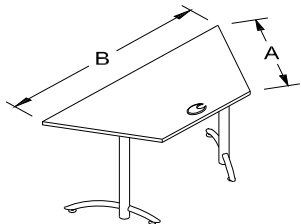
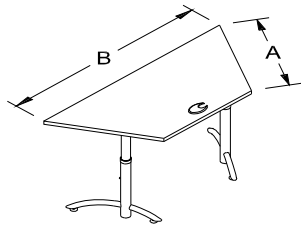
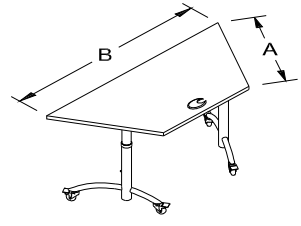
TRAPEZOIDAL WORKSURFACE

IMPORTANT : The metal standard color is SATIN NICKEL "SN"

Also available in black : change **SN** to **BL**

EX : 2448TZCF24NSN for AC-2448TZCF24NBL

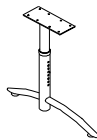
**** All legs, channels and modesty panels ****
 are installed installed with threaded
 metal-to metal connection.

| | PRODUCTS | CODES | FINISH | |
|--|----------|----------------|--------|------|
| | | | AC | ACL |
|  <p>- Trapezoidal work surface with two standard (HAPF) satin nickel grommets on each side; - Fixed satin nickel "C" legs of 2-1/2" diameter with levelers.</p> <p>Center measurement for: 24" depth: 20-1/2" 30" depth: 25-3/4"</p> | | A B | | |
| | | 2448TZCF24NSN | 629 | 764 |
| | | 2454TZCF24NSN | 649 | 793 |
| | | 2460TZCF24NSN | 668 | 827 |
| | | 2466TZCF24NSN | 689 | 860 |
| | | 2472TZCF24NSN | 709 | 896 |
| | | 3048TZCF24NSN | 668 | 1020 |
| | | 3054TZCF24NSN | 689 | 1059 |
| | | 3060TZCF24NSN | 715 | 1103 |
| | | 3066TZCF24NSN | 741 | 1143 |
| | | 3072TZCF24NSN | 760 | 1184 |
| | | | | |
|  <p>- Trapezoidal work surface with two standard (HAPF) satin nickel grommets on each side; - Adjustable satin nickel "C" legs of 2-1/2" diameter with levelers.</p> <p>Center measurement for: 24" depth: 20-1/2" 30" depth: 25-3/4"</p> | | 2448TZCA24NSN | 734 | 875 |
| | | 2454TZCA24NSN | 755 | 902 |
| | | 2460TZCA24NSN | 774 | 938 |
| | | 2466TZCA24NSN | 793 | 971 |
| | | 2472TZCA24NSN | 814 | 1006 |
| | | 3048TZCA24NSN | 774 | 938 |
| | | 3054TZCA24NSN | 793 | 978 |
| | | 3060TZCA24NSN | 819 | 1020 |
| | | 3066TZCA24NSN | 847 | 1059 |
| | | 3072TZCA24NSN | 865 | 1103 |
| | | | | |
| | | | | |
|  <p>- Trapezoidal work surface with two standard (HAPF) satin nickel grommets on each side; - Adjustable satin nickel "C" legs of 2-1/2" diameter with locking casters.</p> <p>Center measurement for: 24" depth: 20-1/2" 30" depth: 25-3/4"</p> | | 2448TZCA24WFSN | 788 | 929 |
| | | 2454TZCA24WFSN | 806 | 957 |
| | | 2460TZCA24WFSN | 827 | 992 |
| | | 2466TZCA24WFSN | 847 | 1025 |
| | | 2472TZCA24WFSN | 865 | 1059 |
| | | 3048TZCA24WFSN | 827 | 992 |
| | | 3054TZCA24WFSN | 847 | 1033 |
| | | 3060TZCA24WFSN | 872 | 1074 |
| | | 3066TZCA24WFSN | 898 | 1116 |
| | | 3072TZCA24WFSN | 919 | 1156 |
| | | | | |
| | | | | |

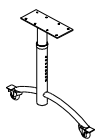
Addition per table for legs of 2-1/2" diameter and of 30" spread:



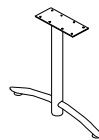
CF30NSN
CF30NBL
\$79 retail



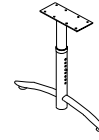
CA30NSN
CA30NBL
\$79 retail



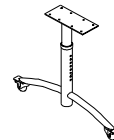
CA30WFSN
CA30WFBL
\$79 retail



TF30NSN
TF30NBL
\$79 retail



TA30NSN
TA30NBL
\$79 retail



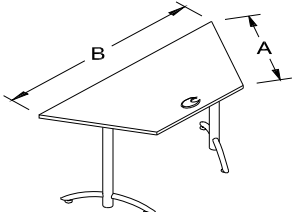
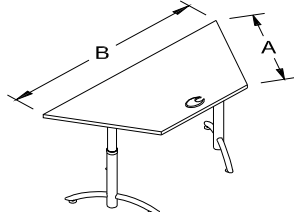
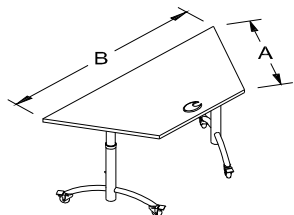
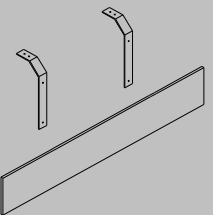
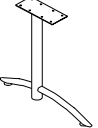
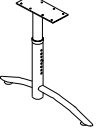
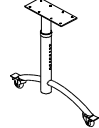
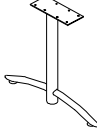
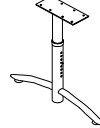
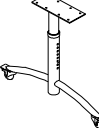
TA30WFSN
TA30WFBL
\$79 retail

OPTION

How to order?
2448TZTF24N
 (AC / ACL) (SN / BL)

TRAPEZOIDAL WORKSURFACE**IMPORTANT :** The metal standard color is SATIN NICKEL "SN"Also available in black : change **SN** to **BL****EX :** AC-2448TZCA24ENSN for AC-2448TZCA24ENBL

**** All legs, channels and modesty panels ****
 are installed installed with threaded
 metal-to metal connection.

| | PRODUCTS | CODES | FINISH | | | |
|--|---|--|--|--|--|-----|
| | | | AC | ACL | | |
|  | <ul style="list-style-type: none">- Trapezoidal work surface with two standard (HAPF) satin nickel grommets on each side;- Fixed satin nickel "T" legs of 2-1/2" diameter with levelers. <p>Center measurement for: 24" depth: 20-1/2" 30" depth: 25-3/4"</p> | A B | | | | |
| | | 2448TZTF24NSN | 577 | 710 | | |
| | | 2454TZTF24NSN | 597 | 737 | | |
| | | 2460TZTF24NSN | 616 | 771 | | |
| | | 2466TZTF24NSN | 637 | 805 | | |
| | | 2472TZTF24NSN | 656 | 841 | | |
| | | 3048TZTF24NSN | 616 | 771 | | |
| | | 3054TZTF24NSN | 637 | 813 | | |
| | | 3060TZTF24NSN | 663 | 855 | | |
| | | 3066TZTF24NSN | 689 | 896 | | |
| | | 3072TZTF24NSN | 709 | 938 | | |
| | |  | <ul style="list-style-type: none">- Trapezoidal work surface with two standard (HAPF) satin nickel grommets on each side;- Adjustable satin nickel "T" legs of 2-1/2" diameter with levelers. <p>Center measurement for: 24" depth: 20-1/2" 30" depth: 25-3/4"</p> | 2448TZTA24NSN | 734 | 875 |
| | | | | 2454TZTA24NSN | 755 | 902 |
| 2460TZTA24NSN | 774 | | | 938 | | |
| 2466TZTA24NSN | 793 | | | 971 | | |
| 2472TZTA24NSN | 814 | | | 1006 | | |
| 3048TZTA24NSN | 774 | | | 938 | | |
| 3054TZTA24NSN | 793 | | | 978 | | |
| 3060TZTA24NSN | 819 | | | 1020 | | |
| 3066TZTA24NSN | 847 | | | 1059 | | |
| 3072TZTA24NSN | 865 | | | 1103 | | |
|  | <ul style="list-style-type: none">- Trapezoidal work surface with two standard (HAPF) satin nickel grommets on each side;- Adjustable satin nickel "T" legs of 2-1/2" diameter with locking casters. <p>Center measurement for: 24" depth: 20-1/2" 30" depth: 25-3/4"</p> | | | 2448TZTA24WFSN | 788 | 929 |
| | | | | 2454TZTA24WFSN | 806 | 957 |
| | | | | 2460TZTA24WFSN | 827 | 992 |
| | | 2466TZTA24WFSN | 847 | 1025 | | |
| | | 2472TZTA24WFSN | 865 | 1059 | | |
| | | 3048TZTA24WFSN | 827 | 992 | | |
| | | 3054TZTA24WFSN | 847 | 1033 | | |
| | | 3060TZTA24WFSN | 872 | 1074 | | |
| | | 3066TZTA24WFSN | 898 | 1116 | | |
| | | 3072TZTA24WFSN | 919 | 1156 | | |
| | | Addition for table with MFM modesty | | | | |
| | |  | <ul style="list-style-type: none">- Fixed melamine modesty panel, 5/8" thick, 12" high with 2 satin nickel supports (SFM). | 48" | 158 | |
| | | | | 54" | 171 | |
| 60" | 177 | | | | | |
| 66" | 191 | | | | | |
| 72" | 197 | | | | | |
| *** Add MFM after the surface code Ex : 3060TZMFMCF24NSN *** | | | | | | |
| Addition per table for legs of 2-1/2" diameter and of 30" spread: | | | | | | |
|  CF30NSN CF30NBL \$79 retail |  CA30NSN CA30NBL \$79 retail |  CA30WFSN CA30WFBL \$79 retail |  TF30NSN TF30NBL \$79 retail |  TA30NSN TA30NBL \$79 retail |  TA30WFSN TA30WFBL \$79 retail | |

How to order?
2448REWMCF24N
 (AC / ACL) (SN / BL)

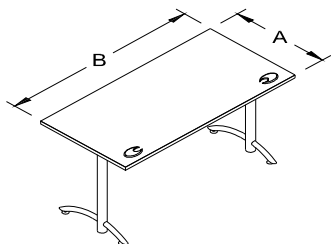
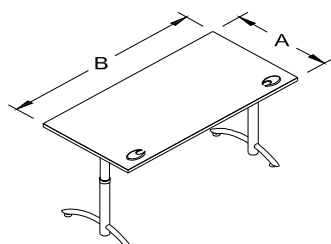
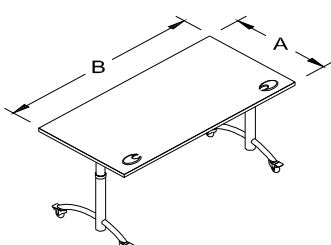
**RECTANGULAR WORKSURFACE
 WITH VELCRO TIE "WM"**

IMPORTANT : The metal standard color is SATIN NICKEL "SN"


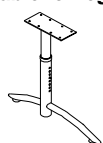
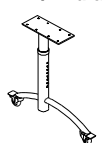

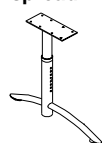

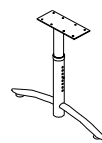
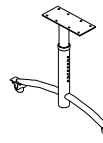
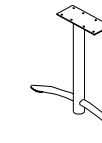
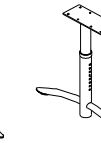
Also available in black : change **SN** to **BL**

EX : AC-2448REWMCF24NSN for AC-2448REWMCF24NBL

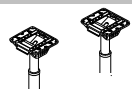
**** All legs, channels and modesty panels ****
 are installed installed with threaded
 metal-to metal connection.

| | PRODUCTS | CODES | FINISH | |
|---|---|------------------|--------|------|
| | | | AC | ACL |
|  | <ul style="list-style-type: none"> - Rectangular worksurface with two standard (HAPF) satin nickel grommets on each side; - Fixed satin nickel "C" legs of 2-1/2" diameter with levelers; - Velcro ties for electrical cable | A B | | |
| | | 2448REWMCF24NSN | 611 | 744 |
| | | 2454REWMCF24NSN | 623 | 771 |
| | | 2460REWMCF24NSN | 649 | 805 |
| | | 2466REWMCF24NSN | 663 | 841 |
| | | 2472REWMCF24NSN | 682 | 868 |
| | | 3048REWMCF24NSN | 643 | 798 |
| | | 3054REWMCF24NSN | 663 | 841 |
| | | 3060REWMCF24NSN | 689 | 881 |
| | | 3066REWMCF24NSN | 709 | 916 |
|  | <ul style="list-style-type: none"> - Rectangular worksurface with two standard (HAPF) satin nickel grommets on each side; - Adjustable satin nickel "C" legs of 2-1/2" diameter with levelers; - Velcro ties for electrical cable | 2448REWMCA24NSN | 715 | 855 |
| | | 2454REWMCA24NSN | 728 | 881 |
| | | 2460REWMCA24NSN | 755 | 916 |
| | | 2466REWMCA24NSN | 767 | 950 |
| | | 2472REWMCA24NSN | 788 | 978 |
| | | 3048REWMCA24NSN | 747 | 908 |
| | | 3054REWMCA24NSN | 767 | 950 |
| | | 3060REWMCA24NSN | 793 | 992 |
| | | 3066REWMCA24NSN | 814 | 1025 |
| | | 3072REWMCA24NSN | 833 | 1068 |
|  | <ul style="list-style-type: none"> - Rectangular worksurface with two standard (HAPF) satin nickel grommets on each side; - Adjustable satin nickel "C" legs of 2-1/2" diameter with locking casters; - Velcro ties for electrical cable | 2448REWMCA24WFSN | 767 | 908 |
| | | 2454REWMCA24WFSN | 781 | 938 |
| | | 2460REWMCA24WFSN | 806 | 971 |
| | | 2466REWMCA24WFSN | 819 | 1006 |
| | | 2472REWMCA24WFSN | 839 | 1033 |
| | | 3048REWMCA24WFSN | 801 | 965 |
| | | 3054REWMCA24WFSN | 819 | 1006 |
| | | 3060REWMCA24WFSN | 847 | 1047 |
| | | 3066REWMCA24WFSN | 865 | 1080 |
| | | 3072REWMCA24WFSN | 885 | 1122 |

Addition per table for legs of 2-1/2" diameter and of 30" spread:

| | | | | | | | | | |
|---|---|---|---|---|---|--|---|---|---|
|  |  |  |  |  |  |  |  |  |  |
| CF30NSN CF30NBL \$79 retail | CA30NSN CA30NBL \$79 retail | CA30WFSN CA30WFBL \$79 retail | CF30ENSN CF30ENBL \$79 retail | CA30ENSN CA30ENBL \$79 retail | TF30NSN TF30NBL \$79 retail | TA30NSN TA30NBL \$79 retail | TA30WFSN TA30WFBL \$79 retail | TF30ENSN TF30ENBL \$79 retail | TA30ENSN TA30ENBL \$79 retail |

OPTION



Folding leg mechanism (no modesty can be installed with the folding leg mechanism).
 (sold in set of two mechanisms)

FL

341

**** The mechanism is available for rectangular surfaces and double convex surfaces of 60" and more. ****



Folding table mechanism (no modesty can be installed with the folding table mechanism).
 (sold in set of two mechanisms with ganger bar)

FT

619

**** The mechanism is available for rectangular surfaces and double convex surfaces. ****



Black reinforcing bar 11 GA for tables of 60" and more without modesty or channel (sold separately).

BST60

56

* Non available for FT mechanism *

BST66

64

** No cpu or keyboard can be installed with the reinforcing bar. **

BST72

69

**** The three options are available for rectangular surfaces and double convex surfaces ****

*** Add FL, FT or BST at the end of the code Ex : 3060RECF24NSNFL ***

How to order?
2448REWMCA24EN
 (AC / ACL) (SN / BL)

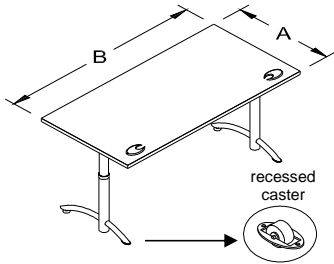
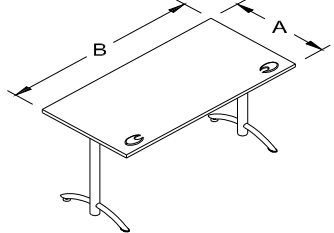
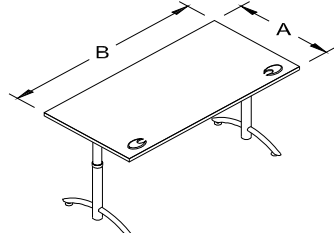
**RECTANGULAR WORKSURFACE
 WITH VELCRO TIE "WM"**

IMPORTANT : The metal standard color is SATIN NICKEL "SN"


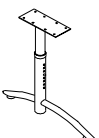
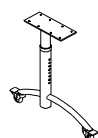

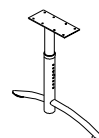

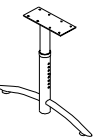
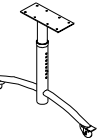

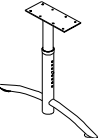
Also available in black : change **SN** to **BL**

EX : AC-2448REWMCA24EN**SN** for AC-2448REWMCA24EN**BL**

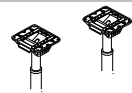
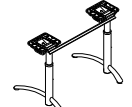

**** All legs, channels and modesty panels **
 are installed installed with threaded
 metal-to metal connection.**

| | PRODUCTS | CODES | FINISH | |
|---|---|------------------|--------|------|
| | | | AC | ACL |
|  | <ul style="list-style-type: none"> - Rectangular worksurface with two standard (HAPF) satin nickel grommets on each side; - Adjustable satin nickel "C" legs of 2-1/2" diameter with levelers & recessed casters; - Velcro ties for electrical cable | A B | | |
| | | 2448REWMCA24ENSN | 767 | 908 |
| | | 2454REWMCA24ENSN | 781 | 938 |
| | | 2460REWMCA24ENSN | 806 | 971 |
| | | 2466REWMCA24ENSN | 819 | 1006 |
| | | 2472REWMCA24ENSN | 839 | 1033 |
| | | 3048REWMCA24ENSN | 801 | 965 |
| | | 3054REWMCA24ENSN | 819 | 1006 |
| | | 3060REWMCA24ENSN | 847 | 1047 |
| | | 3066REWMCA24ENSN | 865 | 1080 |
| | | 3072REWMCA24ENSN | 885 | 1122 |
|  | <ul style="list-style-type: none"> - Rectangular worksurface with two standard (HAPF) satin nickel grommets on each side; - Fixed satin nickel "T" legs of 2-1/2" diameter with levelers; - Velcro ties for electrical cable | 2448REWMTF24NSN | 557 | 689 |
| | | 2454REWMTF24NSN | 571 | 716 |
| | | 2460REWMTF24NSN | 597 | 751 |
| | | 2466REWMTF24NSN | 611 | 784 |
| | | 2472REWMTF24NSN | 629 | 813 |
| | | 3048REWMTF24NSN | 590 | 744 |
| | | 3054REWMTF24NSN | 611 | 784 |
| | | 3060REWMTF24NSN | 637 | 827 |
| | | 3066REWMTF24NSN | 656 | 860 |
| | | 3072REWMTF24NSN | 676 | 902 |
|  | <ul style="list-style-type: none"> - Rectangular worksurface with two standard (HAPF) satin nickel grommets on each side; - Adjustable satin nickel "T" legs of 2-1/2" diameter with levelers; - Velcro ties for electrical cable | 2448REWMTA24NSN | 715 | 855 |
| | | 2454REWMTA24NSN | 728 | 881 |
| | | 2460REWMTA24NSN | 755 | 916 |
| | | 2466REWMTA24NSN | 767 | 950 |
| | | 2472REWMTA24NSN | 788 | 978 |
| | | 3048REWMTA24NSN | 747 | 908 |
| | | 3054REWMTA24NSN | 767 | 950 |
| | | 3060REWMTA24NSN | 793 | 992 |
| | | 3066REWMTA24NSN | 814 | 1025 |
| | | 3072REWMTA24NSN | 833 | 1068 |

Addition per table for legs of 2-1/2" diameter and of 30" spread:

| | | | | | | | | | |
|---|---|---|---|---|---|--|---|---|---|
|  |  |  |  |  |  |  |  |  |  |
| CF30NSN CF30NBL \$79 retail | CA30NSN CA30NBL \$79 retail | CA30WFSN CA30WFBL \$79 retail | CF30ENSN CF30ENBL \$79 retail | CA30ENSN CA30ENBL \$79 retail | TF30NSN TF30NBL \$79 retail | TA30NSN TA30NBL \$79 retail | TA30WFSN TA30WFBL \$79 retail | TF30ENSN TF30ENBL \$79 retail | TA30ENSN TA30ENBL \$79 retail |

OPTION

| | | | |
|--|---|-------------------------|----------------|
|  | Folding leg mechanism (no modesty can be installed with the folding leg mechanism). (sold in set of two mechanisms) | FL | 341 |
| ** The mechanism is available for rectangular surfaces and double convex surfaces of 60" and more. ** | | | |
|  | Folding table mechanism (no modesty can be installed with the folding table mechanism). (sold in set of two mechanisms with ganger bar) | FT | 619 |
| ** The mechanism is available for rectangular surfaces and double convex surfaces. ** | | | |
|  | Black reinforcing bar 11 GA for tables of 60" and more without modesty or channel (sold separately). * Non available for FT mechanism * ** No cpu or keyboard can be installed with the reinforcing bar. ** | BST60 BST66 BST72 | 56 64 69 |

**** The three options are available for rectangular surfaces and double convex surfaces ****

*** Add FL, FT or BST at the end of the code Ex : 3060RECF24NSN**FL** ***

How to order?
2448REWMTA24WF
 (AC / ACL) (SN / BL)

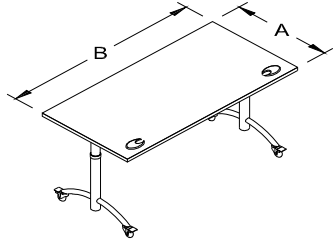
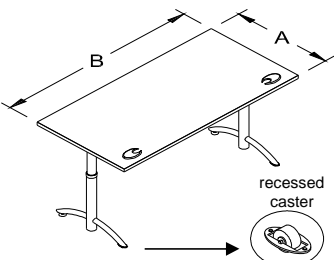
**RECTANGULAR WORKSURFACE
 WITH VELCRO TIE "WM"**

IMPORTANT : The metal standard color is SATIN NICKEL "SN"

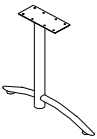

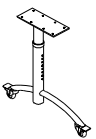

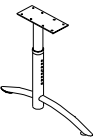
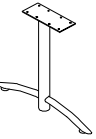
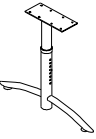
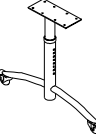
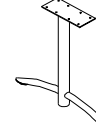
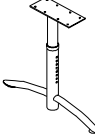
Also available in black : change **SN** to **BL**

EX : AC-2448REWMTA24WFSN for AC-2448REWMTA24WFB

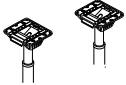
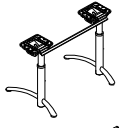

**** All legs, channels and modesty panels ****
 are installed installed with threaded
 metal-to metal connection.

| | PRODUCTS | CODES | FINISH | |
|--|---|------------------|--------|------|
| | | | AC | ACL |
|  | - Rectangular worksurface with two standard (HAPF) satin nickel grommets on each side; - Adjustable satin nickel "T" legs of 2-1/2" diameter with locking casters; - Velcro ties for electrical cable | A B | | |
| | | 2448REWMTA24WFSN | 767 | 908 |
| | | 2454REWMTA24WFSN | 781 | 938 |
| | | 2460REWMTA24WFSN | 806 | 971 |
| | | 2466REWMTA24WFSN | 819 | 1006 |
| | | 2472REWMTA24WFSN | 839 | 1033 |
| | | 3048REWMTA24WFSN | 801 | 965 |
| | | 3054REWMTA24WFSN | 819 | 1006 |
| | | 3060REWMTA24WFSN | 847 | 1047 |
| | | 3066REWMTA24WFSN | 865 | 1080 |
| | | 3072REWMTA24WFSN | 885 | 1122 |
|  | - Rectangular worksurface with two standard (HAPF) satin nickel grommets on each side; - Adjustable satin nickel "T" legs of 2-1/2" diameter with levelers & recessed casters; - Velcro ties for electrical cable | 2448REWMTA24ENS | 767 | 908 |
| | | 2454REWMTA24ENS | 781 | 938 |
| | | 2460REWMTA24ENS | 806 | 971 |
| | | 2466REWMTA24ENS | 819 | 1006 |
| | | 2472REWMTA24ENS | 839 | 1033 |
| | | 3048REWMTA24ENS | 801 | 965 |
| | | 3054REWMTA24ENS | 819 | 1006 |
| | | 3060REWMTA24ENS | 847 | 1047 |
| | | 3066REWMTA24ENS | 865 | 1080 |
| | | 3072REWMTA24ENS | 885 | 1122 |

Addition per table for legs of 2-1/2" diameter and of 30" spread:

| | | | | | | | | | |
|---|---|---|---|---|---|--|---|---|---|
|  |  |  |  |  |  |  |  |  |  |
| CF30NSN CF30NBL \$79 retail | CA30NSN CA30NBL \$79 retail | CA30WFSN CA30WFBL \$79 retail | CF30ENSN CF30ENBL \$79 retail | CA30ENSN CA30ENBL \$79 retail | TF30NSN TF30NBL \$79 retail | TA30NSN TA30NBL \$79 retail | TA30WFSN TA30WFBL \$79 retail | TF30ENSN TF30ENBL \$79 retail | TA30ENSN TA30ENBL \$79 retail |

OPTION

| | | | |
|---|--|-------------------------|----------------|
|  | Folding leg mecanism (no modesty can be installed with the folding leg mecanism). (sold in set of two mecanisms) | FL | 341 |
|  | Folding table mecanism (no modesty can be installed with the folding table mecanism). (sold in set of two mecanisms with ganger bar) | FT | 619 |
|  | Black reinforcing bar 11 GA for tables of 60" and more without modesty or channel (sold seperately). * Non available for FT mecanism * ** No cpu or keyboard can be installed with the reinforcing bar. ** | BST60 BST66 BST72 | 56 64 69 |

**** The three options are available for rectangular surfaces and double convex surfaces ****

*** Add FL, FT or BST at the end of the code Ex : 3060RECF24NSNFL ***

How to order?
2448REWMCF24EN
 (AC / ACL) (SN / BL)

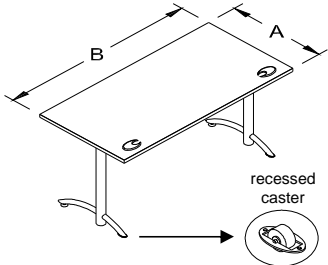
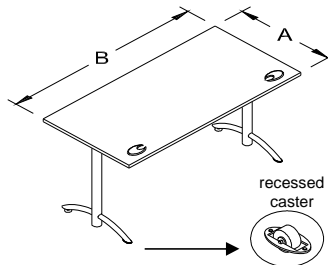
**RECTANGULAR WORKSURFACE
 WITH VELCRO TIE "WM"**

IMPORTANT : The metal standard color is SATIN NICKEL "SN"

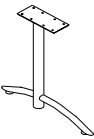

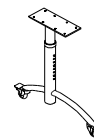

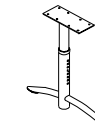
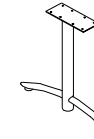
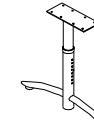
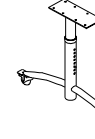
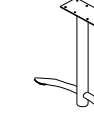
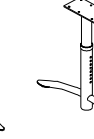
Also available in black : change **SN** to **BL**

EX : AC-2448REWMCF24EN**SN** for AC-2448REWMCF24EN**NBL**

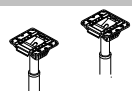
**** All legs, channels and modesty panels ****
are installed installed with threaded
metal-to metal connection.

| | PRODUCTS | CODES | FINISH | |
|--|--|------------------|--------|------|
| | | | AC | ACL |
|  | <ul style="list-style-type: none"> - Rectangular worksurface with two standard (HAPF) satin nickel grommets on each side; - Fixed satin nickel "C" legs of 2-1/2" diameter with levelers & recessed casters; - Velcro ties for electrical cable | A B | | |
| | | 2448REWMCF24ENSN | 728 | 868 |
| | | 2454REWMCF24ENSN | 741 | 896 |
| | | 2460REWMCF24ENSN | 767 | 929 |
| | | 2466REWMCF24ENSN | 781 | 965 |
| | | 2472REWMCF24ENSN | 801 | 992 |
| | | 3048REWMCF24ENSN | 760 | 924 |
| | | 3054REWMCF24ENSN | 781 | 965 |
| | | 3060REWMCF24ENSN | 806 | 1006 |
| | | 3066REWMCF24ENSN | 827 | 1040 |
| | | 3072REWMCF24ENSN | 847 | 1080 |
|  | <ul style="list-style-type: none"> - Rectangular worksurface with two standard (HAPF) satin nickel grommets on each side; - Fixed satin nickel "T" legs of 2-1/2" diameter with levelers & recessed casters; - Velcro ties for electrical cable | 2448REWMTF24ENSN | 585 | 716 |
| | | 2454REWMTF24ENSN | 597 | 744 |
| | | 2460REWMTF24ENSN | 623 | 778 |
| | | 2466REWMTF24ENSN | 637 | 813 |
| | | 2472REWMTF24ENSN | 656 | 841 |
| | | 3048REWMTF24ENSN | 616 | 771 |
| | | 3054REWMTF24ENSN | 637 | 813 |
| | | 3060REWMTF24ENSN | 663 | 855 |
| | | 3066REWMTF24ENSN | 682 | 889 |
| | | 3072REWMTF24ENSN | 702 | 929 |

Addition per table for legs of 2-1/2" diameter and of 30" spread:

| | | | | | | | | | |
|---|---|---|---|---|---|--|---|---|---|
|  |  |  |  |  |  |  |  |  |  |
| CF30NSN CF30NBL \$79 retail | CA30NSN CA30NBL \$79 retail | CA30WFSN CA30WFBL \$79 retail | CF30ENSN CF30ENBL \$79 retail | CA30ENSN CA30ENBL \$79 retail | TF30NSN TF30NBL \$79 retail | TA30NSN TA30NBL \$79 retail | TA30WFSN TA30WFBL \$79 retail | TF30ENSN TF30ENBL \$79 retail | TA30ENSN TA30ENBL \$79 retail |

OPTION



Folding leg mechanism (no modesty can be installed with the folding leg mechanism).
 (sold in set of two mechanisms)

FL

341

**** The mechanism is available for rectangular surfaces and double convex surfaces of 60" and more. ****



Folding table mechanism (no modesty can be installed with the folding table mechanism).
 (sold in set of two mechanisms with ganger bar)

FT

619

**** The mechanism is available for rectangular surfaces and double convex surfaces. ****



Black reinforcing bar 11 GA for tables of 60" and more without modesty or channel (sold separately).

BST60

56

* Non available for FT mechanism *

BST66

64

** No cpu or keyboard can be installed with the reinforcing bar. **

BST72

69

**** The three options are available for rectangular surfaces and double convex surfaces ****

*** Add FL, FT or BST at the end of the code Ex : 3060RECF24NSNFL ***

How to order?
242748RXWMCF24N
 (AC / ACL) (SN / BL)

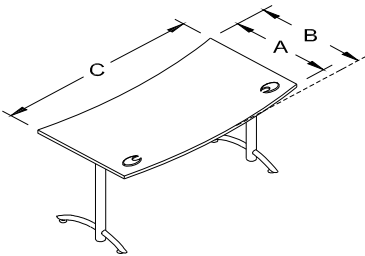
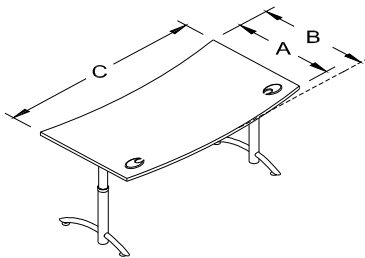
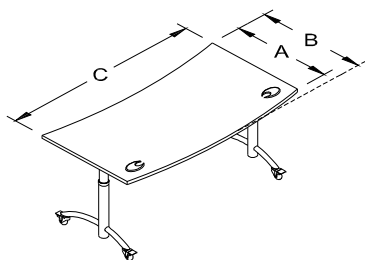
**DOUBLE CONVEX WORKSURFACE
WITH VELCRO TIE "WM"**

IMPORTANT : The metal standard color is SATIN NICKEL "SN"


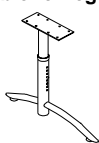
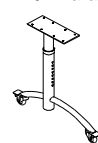

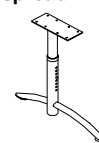

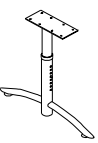
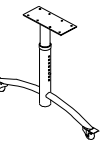
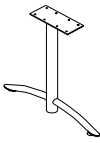
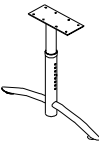
Also available in black : change **SN** to **BL**

EX : AC-2448RXWMCF24NSN for AC-2448RXWMCF24NBL

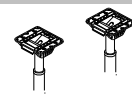
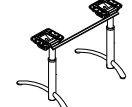

**** All legs, channels and modesty panels
are installed installed with threaded
metal-to metal connection.**

| | PRODUCTS | CODES | FINISH | |
|---|--|---|---|--------------------|
| | | | AC | ACL |
|  | <ul style="list-style-type: none">- Double convex worksurface with two standard (HAPF) satin nickel grommets on each side;- Fixed satin nickel "C" legs of 2-1/2" diameter with levelers;- Velcro ties for electrical cable | A B C | | |
| | | 242748RXWMCF24NSN | 637 | 771 |
| | | 242754RXWMCF24NSN | 656 | 798 |
| | | 242760RXWMCF24NSN | 682 | 841 |
| | | 242766RXWMCF24NSN | 702 | 875 |
| | | 242772RXWMCF24NSN | 721 | 908 |
| | | 303348RXWMCF24NSN | 676 | 833 |
| | | 303354RXWMCF24NSN | 694 | 875 |
| | | 303360RXWMCF24NSN | 728 | 924 |
| | | 303366RXWMCF24NSN | 755 | 965 |
| | | 303372RXWMCF24NSN | 774 | 1006 |
|  | <ul style="list-style-type: none">- Double convex worksurface with two standard (HAPF) satin nickel grommets on each side;- Adjustable satin nickel "C" legs of 2-1/2" diameter with levelers;- Velcro ties for electrical cable | 242748RXWMCA24NSN | 741 | 881 |
| | | 242754RXWMCA24NSN | 760 | 908 |
| | | 242760RXWMCA24NSN | 788 | 950 |
| | | 242766RXWMCA24NSN | 806 | 984 |
| | | 242772RXWMCA24NSN | 827 | 1020 |
| | | 303348RXWMCA24NSN | 781 | 943 |
| | | 303354RXWMCA24NSN | 801 | 984 |
| | | 303360RXWMCA24NSN | 833 | 1033 |
| | | 303366RXWMCA24NSN | 859 | 1074 |
| | | 303372RXWMCA24NSN | 880 | 1116 |
| | |  | <ul style="list-style-type: none">- Double convex worksurface with two standard (HAPF) satin nickel grommets on each side;- Adjustable satin nickel "C" legs of 2-1/2" diameter with locking casters;- Velcro ties for electrical cable | 242748RXWMCA24WFSN |
| 242754RXWMCA24WFSN | 814 | | | 965 |
| 242760RXWMCA24WFSN | 839 | | | 1006 |
| 242766RXWMCA24WFSN | 859 | | | 1040 |
| 242772RXWMCA24WFSN | 880 | | | 1074 |
| 303348RXWMCA24WFSN | 833 | | | 999 |
| 303354RXWMCA24WFSN | 853 | | | 1040 |
| 303360RXWMCA24WFSN | 885 | | | 1089 |
| 303366RXWMCA24WFSN | 911 | | | 1129 |
| 303372RXWMCA24WFSN | 931 | | | 1170 |

Addition per table for legs of 2-1/2" diameter and of 30" spread:

| | | | | | | | | | |
|---|---|---|---|---|---|--|---|---|---|
|  |  |  |  |  |  |  |  |  |  |
| CF30NSN CF30NBL \$79 retail | CA30NSN CA30NBL \$79 retail | CA30WFSN CA30WFB \$79 retail | CF30ENSN CF30ENBL \$79 retail | CA30ENSN CA30ENBL \$79 retail | TF30NSN TF30NBL \$79 retail | TA30NSN TA30NBL \$79 retail | TA30WFSN TA30WFB \$79 retail | TF30ENSN TF30ENBL \$79 retail | TA30ENSN TA30ENBL \$79 retail |

OPTION

| | | | |
|---|---|-------------------------|----------------|
|  | Folding leg mechanism (no modesty can be installed with the folding leg mechanism). (sold in set of two mechanisms) | FL | 341 |
|  | Folding table mechanism (no modesty can be installed with the folding table mechanism). (sold in set of two mechanisms with ganger bar) | FT | 619 |
|  | Black reinforcing bar 11 GA for tables of 60" and more without modesty or channel (sold separately). * Non available for FT mechanism * ** No cpu or keyboard can be installed with the reinforcing bar. ** | BST60 BST66 BST72 | 56 64 69 |

**** The three options are available for rectangular surfaces and double convex surfaces ****

*** Add FL, FT or BST at the end of the code Ex : 3060RECF24NSNFL ***

How to order?
242748RXWMCA24EN
 (AC / ACL) (SN / BL)

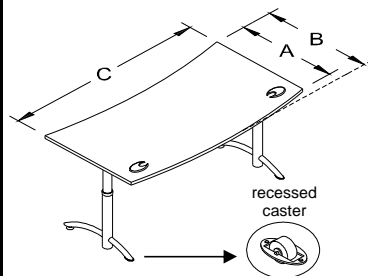
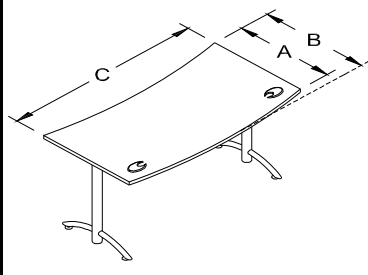
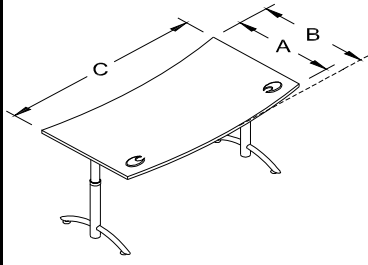
**DOUBLE CONVEX WORKSURFACE
WITH VELCRO TIE "WM"**

IMPORTANT : The metal standard color is SATIN NICKEL "SN"



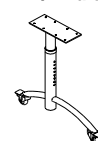

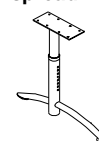

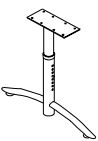
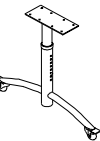

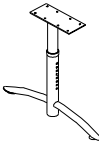
Also available in black : change **SN** to **BL**

EX : AC-2448RXWMCA24EN**SN** for AC-2448RXWMCA24EN**NBL**

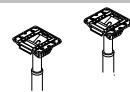


**** All legs, channels and modesty panels ****
 are installed installed with threaded
 metal-to metal connection.

| | PRODUCTS | CODES | FINISH | |
|---|---|----------------------------|--------|------|
| | | | AC | ACL |
|  | <ul style="list-style-type: none"> - Double convex work surface with two standard (HAPF) satin nickel grommets on each side; - Adjustable satin nickel "C" legs of 2-1/2" diameter with levelers & recessed casters; - Velcro ties for electrical cable | A B C | | |
| | | 242748RXWMCA24EN SN | 793 | 938 |
| | | 242754RXWMCA24EN SN | 814 | 965 |
| | | 242760RXWMCA24EN SN | 839 | 1006 |
| | | 242766RXWMCA24EN SN | 859 | 1040 |
| | | 242772RXWMCA24EN SN | 880 | 1074 |
| | | 303348RXWMCA24EN SN | 833 | 999 |
| | | 303354RXWMCA24EN SN | 853 | 1040 |
| | | 303360RXWMCA24EN SN | 885 | 1089 |
| | | 303366RXWMCA24EN SN | 911 | 1129 |
| | | 303372RXWMCA24EN SN | 931 | 1170 |
|  | <ul style="list-style-type: none"> - Double convex work surface with two standard (HAPF) satin nickel grommets on each side; - Fixed satin nickel "T" legs of 2-1/2" diameter with levelers; - Velcro ties for electrical cable | 242748RXWMTF24 NSN | 585 | 716 |
| | | 242754RXWMTF24 NSN | 603 | 744 |
| | | 242760RXWMTF24 NSN | 629 | 784 |
| | | 242766RXWMTF24 NSN | 649 | 820 |
| | | 242772RXWMTF24 NSN | 668 | 855 |
| | | 303348RXWMTF24 NSN | 623 | 778 |
| | | 303354RXWMTF24 NSN | 643 | 820 |
| | | 303360RXWMTF24 NSN | 676 | 868 |
| | | 303366RXWMTF24 NSN | 702 | 908 |
| | | 303372RXWMTF24 NSN | 721 | 950 |
|  | <ul style="list-style-type: none"> - Double convex work surface with two standard (HAPF) satin nickel grommets on each side; - Adjustable satin nickel "T" legs of 2-1/2" diameter with levelers; - Velcro ties for electrical cables installed under work surface | 242748RXWMTA24 NSN | 741 | 881 |
| | | 242754RXWMTA24 NSN | 760 | 908 |
| | | 242760RXWMTA24 NSN | 788 | 950 |
| | | 242766RXWMTA24 NSN | 806 | 984 |
| | | 242772RXWMTA24 NSN | 827 | 1020 |
| | | 303348RXWMTA24 NSN | 781 | 943 |
| | | 303354RXWMTA24 NSN | 801 | 984 |
| | | 303360RXWMTA24 NSN | 833 | 1033 |
| | | 303366RXWMTA24 NSN | 859 | 1074 |
| | | 303372RXWMTA24 NSN | 880 | 1116 |

Addition per table for legs of 2-1/2" diameter and of 30" spread:

| | | | | | | | | | |
|---|---|---|---|---|---|--|---|---|---|
|  |  |  |  |  |  |  |  |  |  |
| CF30NSN CF30NBL \$79 retail | CA30NSN CA30NBL \$79 retail | CA30WFSN CA30WFBL \$79 retail | CF30ENSN CF30ENBL \$79 retail | CA30ENSN CA30ENBL \$79 retail | TF30NSN TF30NBL \$79 retail | TA30NSN TA30NBL \$79 retail | TA30WFSN TA30WFBL \$79 retail | TF30ENSN TF30ENBL \$79 retail | TA30ENSN TA30ENBL \$79 retail |

OPTION

| | | | |
|---|--|-------------------------|----------------|
|  | Folding leg mechanism (no modesty can be installed with the folding leg mechanism). (sold in set of two mechanisms) ** The mechanism is available for rectangular surfaces and double convex surfaces of 60" and more. ** | FL | 341 |
|  | Folding table mechanism (no modesty can be installed with the folding table mechanism). (sold in set of two mechanisms with ganger bar) ** The mechanism is available for rectangular surfaces and double convex surfaces. ** | FT | 619 |
|  | Black reinforcing bar 11 GA for tables of 60" and more without modesty or channel (sold separately). * Non available for FT mechanism * ** No cpu or keyboard can be installed with the reinforcing bar. ** | BST60 BST66 BST72 | 56 64 69 |

**** The three options are available for rectangular surfaces and double convex surfaces ****

*** Add FL, FT or BST at the end of the code Ex : 3060RECF24NSNFL ***

How to order?
242748RXWMTA24WF
 (AC / ACL) (SN / BL)

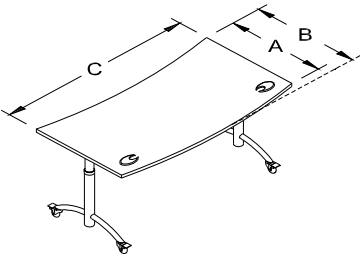
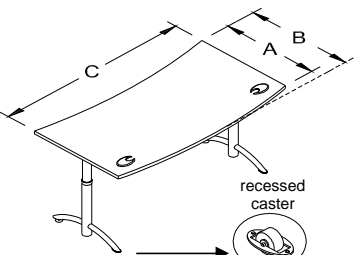
**DOUBLE CONVEX WORKSURFACE
WITH VELCRO TIE "WM"**

IMPORTANT : The metal standard color is SATIN NICKEL "SN"


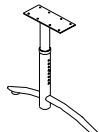
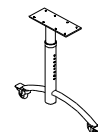

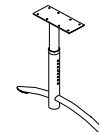
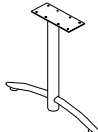
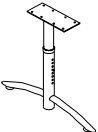
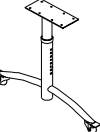
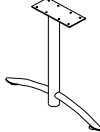
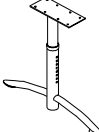
Also available in black : change **SN** to **BL**

EX : AC-2448RXWMTA24WFSN for AC-2448RXWMTA24WFBL

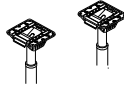


**** All legs, channels and modesty panels ****
 are installed installed with threaded
 metal-to metal connection.

| | PRODUCTS | CODES | FINISH | |
|---|--|--------------------|--------|------|
| | | | AC | ACL |
|  | <ul style="list-style-type: none"> - Double convex work surface with two standard (HAPF) satin nickel grommets on each side; - Adjustable satin nickel "T" legs of 2-1/2" diameter with locking casters; - Velcro ties for electrical cable | A B C | | |
| | | 242748RXWMTA24WFSN | 793 | 938 |
| | | 242754RXWMTA24WFSN | 814 | 965 |
| | | 242760RXWMTA24WFSN | 839 | 1006 |
| | | 242766RXWMTA24WFSN | 859 | 1040 |
| | | 242772RXWMTA24WFSN | 880 | 1074 |
| | | 303348RXWMTA24WFSN | 833 | 999 |
| | | 303354RXWMTA24WFSN | 853 | 1040 |
| | | 303360RXWMTA24WFSN | 885 | 1089 |
| | | 303366RXWMTA24WFSN | 911 | 1129 |
| | | 303372RXWMTA24WFSN | 931 | 1170 |
|  | <ul style="list-style-type: none"> - Double convex work surface with two standard (HAPF) satin nickel grommets on each side; - Adjustable satin nickel "T" legs of 2-1/2" diameter with levelers & recessed casters; - Velcro ties for electrical cable | 242748RXWMTA24ENSN | 793 | 938 |
| | | 242754RXWMTA24ENSN | 814 | 965 |
| | | 242760RXWMTA24ENSN | 839 | 1006 |
| | | 242766RXWMTA24ENSN | 859 | 1040 |
| | | 242772RXWMTA24ENSN | 880 | 1074 |
| | | 303348RXWMTA24ENSN | 833 | 999 |
| | | 303354RXWMTA24ENSN | 853 | 1040 |
| | | 303360RXWMTA24ENSN | 885 | 1089 |
| | | 303366RXWMTA24ENSN | 911 | 1129 |
| | | 303372RXWMTA24ENSN | 931 | 1170 |

Addition per table for legs of 2-1/2" diameter and of 30" spread:

| | | | | | | | | | |
|---|---|---|---|---|---|--|---|---|---|
|  |  |  |  |  |  |  |  |  |  |
| CF30NSN CF30NBL \$79 retail | CA30NSN CA30NBL \$79 retail | CA30WFSN CA30WFBL \$79 retail | CF30ENSN CF30ENBL \$79 retail | CA30ENSN CA30ENBL \$79 retail | TF30NSN TF30NBL \$79 retail | TA30NSN TA30NBL \$79 retail | TA30WFSN TA30WFBL \$79 retail | TF30ENSN TF30ENBL \$79 retail | TA30ENSN TA30ENBL \$79 retail |

OPTION

| | | | |
|--|---|-------------------------|----------------|
|  | Folding leg mechanism (no modesty can be installed with the folding leg mechanism). (sold in set of two mechanisms) | FL | 341 |
| ** The mechanism is available for rectangular surfaces and double convex surfaces of 60" and more. ** | | | |
|  | Folding table mechanism (no modesty can be installed with the folding table mechanism). (sold in set of two mechanisms with ganger bar) | FT | 619 |
| ** The mechanism is available for rectangular surfaces and double convex surfaces. ** | | | |
|  | Black reinforcing bar 11 GA for tables of 60" and more without modesty or channel (sold separately). * Non available for FT mechanism * ** No cpu or keyboard can be installed with the reinforcing bar. ** | BST60 BST66 BST72 | 56 64 69 |

**** The three options are available for rectangular surfaces and double convex surfaces ****

*** Add FL, FT or BST at the end of the code Ex : 3060RECF24NSNFL ***

How to order?
242748RXWMCF24EN
 (AC / ACL) (SN / BL)

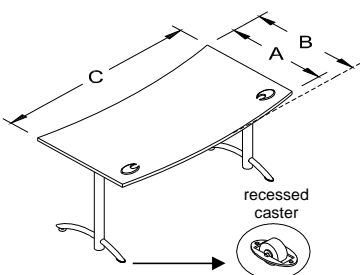
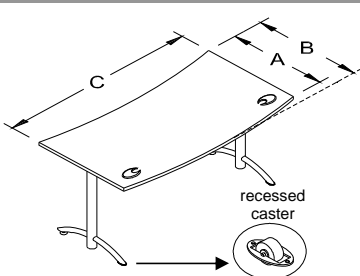
**DOUBLE CONVEX WORKSURFACE
 WITH VELCRO TIE "WM"**

IMPORTANT : The metal standard color is SATIN NICKEL "SN"


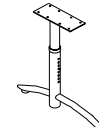
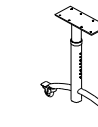


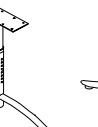
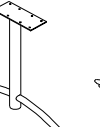
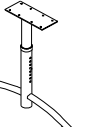
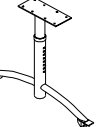
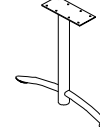
Also available in black : change **SN** to **BL**

EX : AC-2448RXWMCF24EN**SN** for AC-2448RXWMCF24EN**NBL**

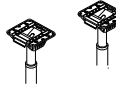


**** All legs, channels and modesty panels ****
 are installed installed with threaded
 metal-to metal connection.

| | PRODUCTS | CODES | FINISH | |
|--|---|----------------------------|--------|------|
| | | | AC | ACL |
|  | <ul style="list-style-type: none"> - Double convex work surface with two standard (HAPF) satin nickel grommets on each side; - Fixed satin nickel "C" legs of 2-1/2" diameter with levelers & recessed casters; - Velcro ties for electrical cable | A B C | | |
| | | 242748RXWMCF24EN SN | 755 | 896 |
| | | 242754RXWMCF24EN SN | 774 | 924 |
| | | 242760RXWMCF24EN SN | 801 | 965 |
| | | 242766RXWMCF24EN SN | 819 | 999 |
| | | 242772RXWMCF24EN SN | 839 | 1033 |
| | | 303348RXWMCF24EN SN | 793 | 957 |
| | | 303354RXWMCF24EN SN | 814 | 999 |
| | | 303360RXWMCF24EN SN | 847 | 1047 |
| | | 303366RXWMCF24EN SN | 872 | 1089 |
| | | 303372RXWMCF24EN SN | 893 | 1129 |
|  | <ul style="list-style-type: none"> - Double convex work surface with two standard (HAPF) satin nickel grommets on each side; - Fixed satin nickel "T" legs of 2-1/2" diameter with levelers & recessed casters; - Velcro ties for electrical cable | 242748RXWMTF24EN SN | 611 | 744 |
| | | 242754RXWMTF24EN SN | 629 | 771 |
| | | 242760RXWMTF24EN SN | 656 | 813 |
| | | 242766RXWMTF24EN SN | 676 | 846 |
| | | 242772RXWMTF24EN SN | 694 | 881 |
| | | 303348RXWMTF24EN SN | 649 | 805 |
| | | 303354RXWMTF24EN SN | 668 | 846 |
| | | 303360RXWMTF24EN SN | 702 | 896 |
| | | 303366RXWMTF24EN SN | 728 | 938 |
| | | 303372RXWMTF24EN SN | 747 | 978 |

Addition per table for legs of 2-1/2" diameter and of 30" spread:

| | | | | | | | | | |
|---|---|---|---|---|---|---|--|---|---|
|  |  |  |  |  |  |  |  |  |  |
| CF30NSN CF30NBL \$79 retail | CA30NSN CA30NBL \$79 retail | CA30WFSN CA30WFBL \$79 retail | CF30ENSN CF30ENBL \$79 retail | CA30ENSN CA30ENBL \$79 retail | TF30NSN TF30NBL \$79 retail | TA30NSN TA30NBL \$79 retail | TA30WFSN TA30WFBL \$79 retail | TF30ENSN TF30ENBL \$79 retail | TA30ENSN TA30ENBL \$79 retail |

OPTION

| | | | |
|--|---|-------------------------|----------------|
|  | Folding leg mechanism (no modesty can be installed with the folding leg mechanism). (sold in set of two mechanisms) | FL | 341 |
| ** The mechanism is available for rectangular surfaces and double convex surfaces of 60" and more. ** | | | |
|  | Folding table mechanism (no modesty can be installed with the folding table mechanism). (sold in set of two mechanisms with ganger bar) | FT | 619 |
| ** The mechanism is available for rectangular surfaces and double convex surfaces. ** | | | |
|  | Black reinforcing bar 11 GA for tables of 60" and more without modesty or channel (sold separately). * Non available for FT mechanism * ** No cpu or keyboard can be installed with the reinforcing bar. ** | BST60 BST66 BST72 | 56 64 69 |

**** The three options are available for rectangular surfaces and double convex surfaces ****

*** Add FL, FT or BST at the end of the code Ex : 3060RECF24NSN**FL** ***

How to order?
242748RXWMTA24WF
 AC / ACL (SN / BL)

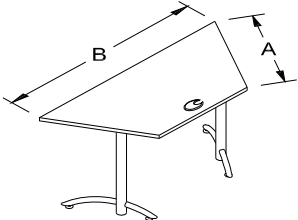
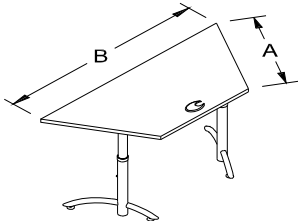
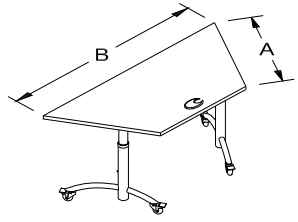
**TRAPEZOIDAL WORKSURFACE
WITH VELCRO TIE "WM"**

IMPORTANT : The metal standard color is SATIN NICKEL "SN"

Also available in black : change **SN** to **BL**

EX : AC-2448TZCF24NSN for AC-2448TZCF24NBL

**** All legs, channels and modesty panels ****
 are installed installed with threaded
 metal-to metal connection.

| | PRODUCTS | CODES | FINISH | |
|--|---|-------|--------|-----|
| | | | AC | ACL |
|  <p>- Trapezoidal worksurface with 1 standard centered satin nickel grommet (HAPF); - Fixed satin nickel "C" legs of 2-1/2" diameter with levelers; - Velcro ties for electrical cable</p> <p>Center measurement for: 24" depth: 20-1/2" 30" depth: 25-3/4"</p> | <p>A B</p> <p>2448TZWMCF24NSN 2454TZWMCF24NSN 2460TZWMCF24NSN 2466TZWMCF24NSN 2472TZWMCF24NSN 3048TZWMCF24NSN 3054TZWMCF24NSN 3060TZWMCF24NSN 3066TZWMCF24NSN 3072TZWMCF24NSN</p> | | | |
| | | | | |
| | | | | |
| | | | | |
| | | | | |
| | | | | |
| | | | | |
| | | | | |
| | | | | |
| | | | | |
| | | | | |
| | | | | |
| | | | | |
|  <p>- Trapezoidal worksurface with 1 standard centered satin nickel grommet (HAPF); - Adjustable satin nickel "C" legs of 2-1/2" diameter with levelers; - Velcro ties for electrical cable</p> <p>Center measurement for: 24" depth: 20-1/2" 30" depth: 25-3/4"</p> | <p>2448TZWMCA24NSN 2454TZWMCA24NSN 2460TZWMCA24NSN 2466TZWMCA24NSN 2472TZWMCA24NSN 3048TZWMCA24NSN 3054TZWMCA24NSN 3060TZWMCA24NSN 3066TZWMCA24NSN 3072TZWMCA24NSN</p> | | | |
| | | | | |
| | | | | |
| | | | | |
| | | | | |
| | | | | |
| | | | | |
| | | | | |
| | | | | |
| | | | | |
|  <p>- Trapezoidal worksurface with 1 standard centered satin nickel grommet (HAPF); - Adjustable satin nickel "C" legs of 2-1/2" diameter with locking casters; - Velcro ties for electrical cable</p> <p>Center measurement for: 24" depth: 20-1/2" 30" depth: 25-3/4"</p> | <p>2448TZWMCA24WFSN 2454TZWMCA24WFSN 2460TZWMCA24WFSN 2466TZWMCA24WFSN 2472TZWMCA24WFSN 3048TZWMCA24WFSN 3054TZWMCA24WFSN 3060TZWMCA24WFSN 3066TZWMCA24WFSN 3072TZWMCA24WFSN</p> | | | |
| | | | | |
| | | | | |
| | | | | |
| | | | | |
| | | | | |
| | | | | |
| | | | | |
| | | | | |
| | | | | |

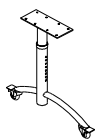
Addition per table for legs of 2-1/2" diameter and of 30" spread:



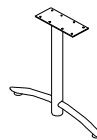
CF30NSN
CF30NBL
 \$79 retail



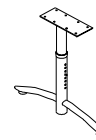
CA30NSN
CA30NBL
 \$79 retail



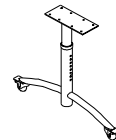
CA30WFSN
CA30WFBL
 \$79 retail



TF30NSN
TF30NBL
 \$79 retail



TA30NSN
TA30NBL
 \$79 retail



TA30WFSN
TA30WFBL
 \$79 retail

OPTION

How to order?
242748RXWMTA24WF
 (AC / ACL) (SN / BL)

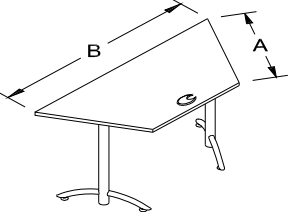
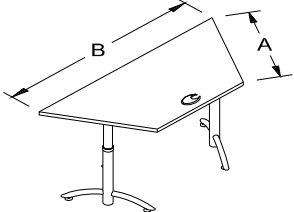
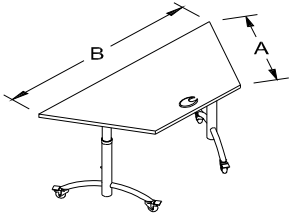
**TRAPEZOIDAL WORKSURFACE
WITH VELCRO TIE "WM"**

IMPORTANT : The metal standard color is SATIN NICKEL "SN"

Also available in black : change **SN** to **BL**

EX : AC-2448TZCA24ENSN for AC-2448TZCA24ENBL

**** All legs, channels and modesty panels ****
 are installed installed with threaded
 metal-to metal connection.

| | PRODUCTS | CODES | FINISH | |
|--|--|------------------|--------|------|
| | | | AC | ACL |
|  | - Trapezoidal worksurface with 1 standard centered satin nickel grommet (HAPF); - Fixed satin nickel "T" legs of 2-1/2" diameter with levelers; - Velcro ties for electrical cable Center measurement for: 24" depth: 20-1/2" 30" depth: 25-3/4" | A B | | |
| | | 2448TZWMTF24NSN | 585 | 716 |
| | | 2454TZWMTF24NSN | 603 | 744 |
| | | 2460TZWMTF24NSN | 629 | 784 |
| | | 2466TZWMTF24NSN | 649 | 820 |
| | | 2472TZWMTF24NSN | 668 | 855 |
| | | 3048TZWMTF24NSN | 623 | 778 |
| | | 3054TZWMTF24NSN | 643 | 820 |
| | | 3060TZWMTF24NSN | 676 | 868 |
| | | 3066TZWMTF24NSN | 702 | 908 |
| | | 3072TZWMTF24NSN | 721 | 950 |
| | | | | |
| | | | | |
|  | - Trapezoidal worksurface with 1 standard centered satin nickel grommet (HAPF); - Adjustable satin nickel "T" legs of 2-1/2" diameter with levelers; - Velcro ties for electrical cable Center measurement for: 24" depth: 20-1/2" 30" depth: 25-3/4" | 2448TZWMTA24NSN | 741 | 881 |
| | | 2454TZWMTA24NSN | 760 | 908 |
| | | 2460TZWMTA24NSN | 788 | 950 |
| | | 2466TZWMTA24NSN | 806 | 984 |
| | | 2472TZWMTA24NSN | 827 | 1020 |
| | | 3048TZWMTA24NSN | 781 | 943 |
| | | 3054TZWMTA24NSN | 801 | 984 |
| | | 3060TZWMTA24NSN | 833 | 1033 |
| | | 3066TZWMTA24NSN | 859 | 1074 |
| | | 3072TZWMTA24NSN | 880 | 1116 |
|  | - Trapezoidal worksurface with 1 standard centered satin nickel grommet (HAPF); - Adjustable satin nickel "T" legs of 2-1/2" diameter with locking casters; - Velcro ties for electrical cable Center measurement for: 24" depth: 20-1/2" 30" depth: 25-3/4" | 2448TZWMTA24WFSN | 793 | 938 |
| | | 2454TZWMTA24WFSN | 814 | 965 |
| | | 2460TZWMTA24WFSN | 839 | 1006 |
| | | 2466TZWMTA24WFSN | 859 | 1040 |
| | | 2472TZWMTA24WFSN | 880 | 1074 |
| | | 3048TZWMTA24WFSN | 833 | 999 |
| | | 3054TZWMTA24WFSN | 853 | 1040 |
| | | 3060TZWMTA24WFSN | 885 | 1089 |
| | | 3066TZWMTA24WFSN | 911 | 1129 |
| | | 3072TZWMTA24WFSN | 931 | 1170 |

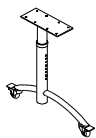
Addition per table for legs of 2-1/2" diameter and of 30" spread:



CF30NSN
CF30NBL
 \$79 retail



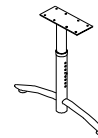
CA30NSN
CA30NBL
 \$79 retail



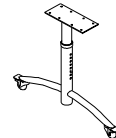
CA30WFSN
CA30WFBL
 \$79 retail



TF30NSN
TF30NBL
 \$79 retail



TA30NSN
TA30NBL
 \$79 retail



TA30WFSN
TA30WFBL
 \$79 retail

OPTION

How to order?
2448RECFMCF24N
 (AC / ACL) (SN / BL)

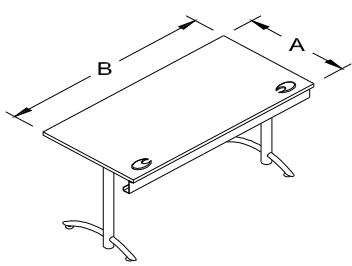
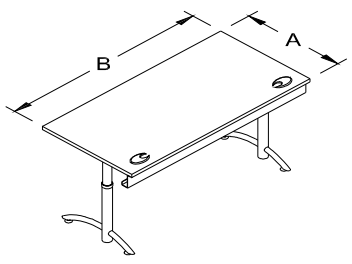
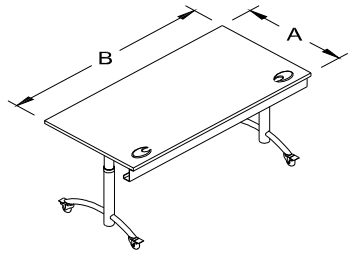
**RECTANGULAR WORKSURFACE
 WITH FULL LENGTH
 METAL CHANNEL "CFM"**

IMPORTANT : The metal standard color is SATIN NICKEL "SN"

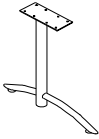
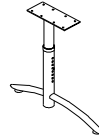
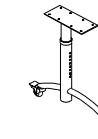
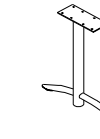
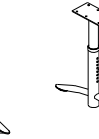



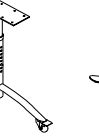
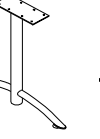
Also available in black : change **SN** to **BL**

EX : AC-2448RECFMCF24NSN for AC-2448RECFMCF24NBL

**** All legs, channels and modesty panels
 are installed installed with threaded
 metal-to metal connection.**

| | PRODUCTS | CODES | FINISH | |
|---|--|-------------------|--------|------|
| | | | AC | ACL |
|  | <ul style="list-style-type: none"> - Rectangular worksurface with two standard (HAPF) satin nickel grommets on each side; - Fixed satin nickel "C" legs of 2-1/2" diameter with levelers; - Fixed full length metal channel, satin nickel finish. | A B | | |
| | | 2448RECFMCF24NSN | 702 | 841 |
| | | 2454RECFMCF24NSN | 728 | 881 |
| | | 2460RECFMCF24NSN | 755 | 916 |
| | | 2466RECFMCF24NSN | 774 | 957 |
| | | 2472RECFMCF24NSN | 801 | 992 |
| | | 3048RECFMCF24NSN | 734 | 896 |
| | | 3054RECFMCF24NSN | 767 | 950 |
| | | 3060RECFMCF24NSN | 793 | 992 |
| | | 3066RECFMCF24NSN | 819 | 1033 |
| | | 3072RECFMCF24NSN | 847 | 1080 |
|  | <ul style="list-style-type: none"> - Rectangular worksurface with two standard (HAPF) satin nickel grommets on each side; - Adjustable satin nickel "C" legs of 2-1/2" diameter with levelers; - Fixed full length metal channel, satin nickel finish. | 2448RECFMCA24NSN | 806 | 950 |
| | | 2454RECFMCA24NSN | 833 | 992 |
| | | 2460RECFMCA24NSN | 859 | 1025 |
| | | 2466RECFMCA24NSN | 880 | 1068 |
| | | 2472RECFMCA24NSN | 905 | 1103 |
| | | 3048RECFMCA24NSN | 839 | 1006 |
| | | 3054RECFMCA24NSN | 859 | 1059 |
| | | 3060RECFMCA24NSN | 893 | 1103 |
|  | <ul style="list-style-type: none"> - Rectangular worksurface with two standard (HAPF) satin nickel grommets on each side; - Adjustable satin nickel "C" legs of 2-1/2" diameter with locking casters; - Fixed full length metal channel, satin nickel finish. | 2448RECFMCA24WFSN | 859 | 1006 |
| | | 2454RECFMCA24WFSN | 885 | 1047 |
| | | 2460RECFMCA24WFSN | 911 | 1080 |
| | | 2466RECFMCA24WFSN | 931 | 1122 |
| | | 2472RECFMCA24WFSN | 958 | 1156 |
| | | 3048RECFMCA24WFSN | 893 | 1059 |
| | | 3054RECFMCA24WFSN | 925 | 1116 |
| | | 3060RECFMCA24WFSN | 951 | 1156 |
| | | 3066RECFMCA24WFSN | 976 | 1198 |
| | | 3072RECFMCA24WFSN | 1003 | 1247 |

Addition per table for legs of 2-1/2" diameter and of 30" spread:

| | | | | | | | | | |
|---|---|---|---|---|---|---|---|---|---|
|  |  |  |  |  |  |  |  |  |  |
| CF30NSN CF30NBL \$79 retail | CA30NSN CA30NBL \$79 retail | CA30WFSN CA30WFBL \$79 retail | CF30ENSN CF30ENBL \$79 retail | CA30ENSN CA30ENBL \$79 retail | TF30NSN TF30NBL \$79 retail | TA30NSN TA30NBL \$79 retail | TA30WFSN TA30WFBL \$79 retail | TF30ENSN TF30ENBL \$79 retail | TA30ENSN TA30ENBL \$79 retail |

OPTION



Translucent plastic tie wrap of 8-1/2" to keep the wires in the channels.
**** To order with a channel or a modesty MFME (quantity of 5 per bag).**

TWTR

N/C



Black reinforcing bar 11 GA for tables of 60" and more without modesty or channel (sold separately).

*** Non available for FT mecanism ***

**** No cpu or keyboard can be installed with the reinforcing bar. ****

BST60

56

BST66

64

BST72

69

**** The reinforcing bar is available for rectangular surfaces and double convex surfaces ****

***** Add BST at the end of the code Ex : 3060RECF24NSNBST *****

How to order?
2448RECFMCA24EN
 (AC / ACL) (SN / BL)

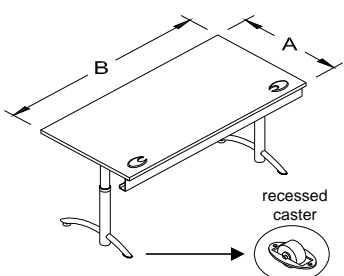
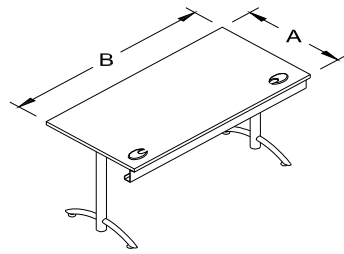
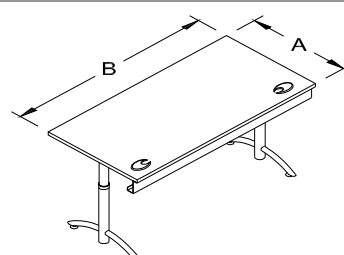
**RECTANGULAR WORKSURFACE
 WITH FULL LENGTH
 METAL CHANNEL "CFM"**

IMPORTANT : The metal standard color is SATIN NICKEL "SN"


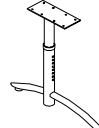
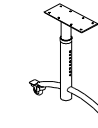
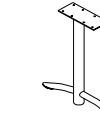
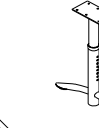



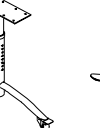
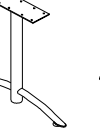
Also available in black : change **SN** to **BL**

EX : AC-2448RECFMCA24EN**SN** for AC-2448RECFMCA24EN**BL**

**** All legs, channels and modesty panels
 are installed installed with threaded
 metal-to metal connection.**

| | PRODUCTS | CODES | FINISH | |
|---|--|---------------------------|--------|------|
| | | | AC | ACL |
|  | <ul style="list-style-type: none"> - Rectangular worksurface with two standard (HAPF) satin nickel grommets on each side; - Adjustable satin nickel "C" legs of 2-1/2" diameter with levelers & recessed casters; - Fixed full length metal channel, satin nickel finish. | A B | | |
| | | 2448RECFMCA24EN SN | 859 | 1006 |
| | | 2454RECFMCA24EN SN | 885 | 1047 |
| | | 2460RECFMCA24EN SN | 911 | 1080 |
| | | 2466RECFMCA24EN SN | 931 | 1122 |
| | | 2472RECFMCA24EN SN | 958 | 1156 |
| | | 3048RECFMCA24EN SN | 893 | 1059 |
| | | 3054RECFMCA24EN SN | 925 | 1116 |
| | | 3060RECFMCA24EN SN | 951 | 1156 |
| | | 3066RECFMCA24EN SN | 976 | 1198 |
| | | 3072RECFMCA24EN SN | 1003 | 1247 |
|  | <ul style="list-style-type: none"> - Rectangular worksurface with two standard (HAPF) satin nickel grommets on each side; - Fixed satin nickel "T" legs of 2-1/2" diameter with levelers; - Fixed full length metal channel, satin nickel finish. | 2448RECFMTF24EN SN | 649 | 784 |
| | | 2454RECFMTF24EN SN | 676 | 827 |
| | | 2460RECFMTF24EN SN | 702 | 860 |
| | | 2466RECFMTF24EN SN | 721 | 902 |
| | | 2472RECFMTF24EN SN | 747 | 938 |
| | | 3048RECFMTF24EN SN | 682 | 841 |
| | | 3054RECFMTF24EN SN | 715 | 896 |
| | | 3060RECFMTF24EN SN | 741 | 938 |
| | | 3066RECFMTF24EN SN | 767 | 978 |
| | | 3072RECFMTF24EN SN | 793 | 1025 |
|  | <ul style="list-style-type: none"> - Rectangular worksurface with two standard (HAPF) satin nickel grommets on each side; - Adjustable satin nickel "T" legs of 2-1/2" diameter with levelers; - Fixed full length metal channel, satin nickel finish. | 2448RECFMTA24EN SN | 806 | 950 |
| | | 2454RECFMTA24EN SN | 833 | 992 |
| | | 2460RECFMTA24EN SN | 859 | 1025 |
| | | 2466RECFMTA24EN SN | 880 | 1068 |
| | | 2472RECFMTA24EN SN | 905 | 1103 |
| | | 3048RECFMTA24EN SN | 839 | 1006 |
| | | 3054RECFMTA24EN SN | 872 | 1059 |
| | | 3060RECFMTA24EN SN | 898 | 1103 |
| | | 3066RECFMTA24EN SN | 925 | 1143 |
| | | 3072RECFMTA24EN SN | 951 | 1192 |

Addition per table for legs of 2-1/2" diameter and of 30" spread:

| | | | | | | | | | |
|---|---|---|---|---|---|---|---|---|---|
|  |  |  |  |  |  |  |  |  |  |
| CF30NSN CF30NBL \$79 retail | CA30NSN CA30NBL \$79 retail | CA30WFSN CA30WFBL \$79 retail | CF30ENSN CF30ENBL \$79 retail | CA30ENSN CA30ENBL \$79 retail | TF30NSN TF30NBL \$79 retail | TA30NSN TA30NBL \$79 retail | TA30WFSN TA30WFBL \$79 retail | TF30ENSN TF30ENBL \$79 retail | TA30ENSN TA30ENBL \$79 retail |

OPTION



Translucent plastic tie wrap of 8-1/2" to keep the wires in the channels.
**** To order with a channel or a modesty MFME (quantity of 5 per bag).**

TWTR

N/C



Black reinforcing bar 11 GA for tables of 60" and more without modesty or channel (sold separately).

*** Non available for FT mecanism ***

**** No cpu or keyboard can be installed with the reinforcing bar. ****

BST60

56

BST66

64

BST72

69

**** The reinforcing bar is available for rectangular surfaces and double convex surfaces ****

***** Add BST at the end of the code Ex : 3060RECF24NSNBST *****

How to order?
2448RECFMTA24WF
 (AC / ACL) (SN / BL)

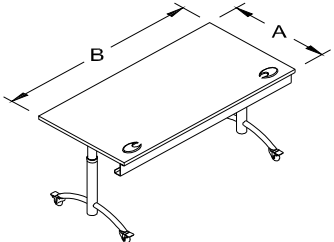
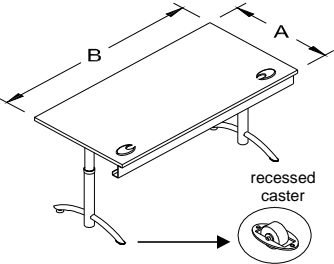
**RECTANGULAR WORKSURFACE
 WITH FULL LENGTH
 METAL CHANNEL "CFM"**

IMPORTANT : The metal standard color is SATIN NICKEL "SN"

Also available in black : change **SN** to **BL**

EX : AC-2448RECFMTA24WFSN for AC-2448RECFMTA24WFBL

**** All legs, channels and modesty panels ****
 are installed installed with threaded
 metal-to metal connection.

| | PRODUCTS | CODES | FINISH | |
|--|--|-------------------|--------|------|
| | | | AC | ACL |
|  | <ul style="list-style-type: none"> - Rectangular worksurface with two standard (HAPF) satin nickel grommets on each side; - Adjustable satin nickel "T" legs of 2-1/2" diameter with locking casters; - Fixed full lenght metal channel, satin nickel finish. | A B | | |
| | | 2448RECFMTA24WFSN | 859 | 1006 |
| | | 2454RECFMTA24WFSN | 885 | 1047 |
| | | 2460RECFMTA24WFSN | 911 | 1080 |
| | | 2466RECFMTA24WFSN | 931 | 1122 |
| | | 2472RECFMTA24WFSN | 958 | 1156 |
| | | 3048RECFMTA24WFSN | 893 | 1059 |
| | | 3054RECFMTA24WFSN | 925 | 1116 |
| | | 3060RECFMTA24WFSN | 951 | 1156 |
| | | 3066RECFMTA24WFSN | 976 | 1198 |
| | | 3072RECFMTA24WFSN | 1003 | 1247 |
|  | <ul style="list-style-type: none"> - Rectangular worksurface with two standard (HAPF) satin nickel grommets on each side; - Adjustable satin nickel "T" legs of 2-1/2" diameter with levelers & recessed casters; - Fixed full lenght metal channel, satin nickel finish. | 2448RECFMTA24ENSN | 859 | 1006 |
| | | 2454RECFMTA24ENSN | 885 | 1047 |
| | | 2460RECFMTA24ENSN | 911 | 1080 |
| | | 2466RECFMTA24ENSN | 931 | 1122 |
| | | 2472RECFMTA24ENSN | 958 | 1156 |
| | | 3048RECFMTA24ENSN | 893 | 1059 |
| | | 3054RECFMTA24ENSN | 925 | 1116 |
| | | 3060RECFMTA24ENSN | 951 | 1156 |
| | | 3066RECFMTA24ENSN | 976 | 1198 |
| | | 3072RECFMTA24ENSN | 1003 | 1247 |

Addition per table for legs of 2-1/2" diameter and of 30" spread:

| | | | | | | | | | |
|-----------------------------------|-----------------------------------|-------------------------------------|-------------------------------------|-------------------------------------|-----------------------------------|-----------------------------------|-------------------------------------|-------------------------------------|-------------------------------------|
| | | | | | | | | | |
| CF30NSN CF30NBL \$79 retail | CA30NSN CA30NBL \$79 retail | CA30WFSN CA30WFBL \$79 retail | CF30ENSN CF30ENBL \$79 retail | CA30ENSN CA30ENBL \$79 retail | TF30NSN TF30NBL \$79 retail | TA30NSN TA30NBL \$79 retail | TA30WFSN TA30WFBL \$79 retail | TF30ENSN TF30ENBL \$79 retail | TA30ENSN TA30ENBL \$79 retail |

OPTION



Translucent plastic tie wrap of 8-1/2" to keep the wires in the channels.
 ** To order with a channel or a modesty MFME (quantity of 5 per bag).

TWTR N/C



Black reinforcing bar 11 GA for tables of 60" and more without modesty or channel (sold seperately).

* Non available for FT mecanism *

** No cpu or keyboard can be installed with the reinforcing bar. **

BST60 56
BST66 64
BST72 69

**** The reinforcing bar is available for rectangular surfaces and double convex surfaces ****

*** Add **BST** at the end of the code **Ex :** 3060RECF24NSNBST ***

How to order?
2448RECFMCF24EN
 (AC / ACL) (SN / BL)

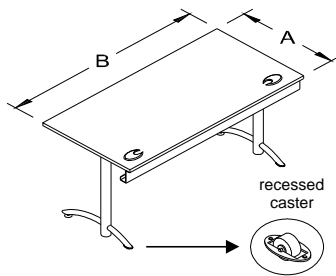
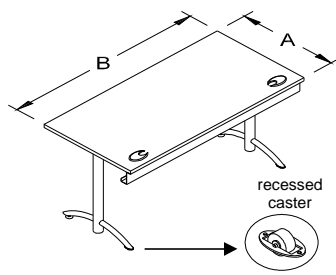
**RECTANGULAR WORKSURFACE
 WITH FULL LENGTH
 METAL CHANNEL "CFM"**

IMPORTANT : The metal standard color is SATIN NICKEL "SN"


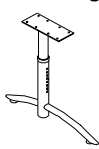
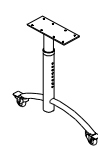

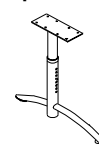

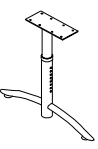
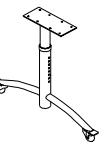
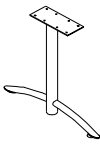
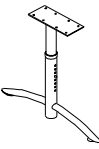
Also available in black : change **SN** to **BL**

EX : AC-2448RECFMCF24EN**SN** for AC-2448RECFMCF24EN**BL**

**** All legs, channels and modesty panels ****
 are installed installed with threaded
 metal-to metal connection.

| | PRODUCTS | CODES | FINISH | |
|--|---|-------------------|--------|------|
| | | | AC | ACL |
|  | <ul style="list-style-type: none">- Rectangular worksurface with two standard (HAPF) satin nickel grommets on each side;- Fixed satin nickel "C" legs of 2-1/2" diameter with levelers & recessed casters;- Fixed full lenght metal channel, satin nickel finish. | A B | | |
| | | 2448RECFMCF24ENSN | 819 | 965 |
| | | 2454RECFMCF24ENSN | 847 | 1006 |
| | | 2460RECFMCF24ENSN | 872 | 1040 |
| | | 2466RECFMCF24ENSN | 893 | 1080 |
| | | 2472RECFMCF24ENSN | 919 | 1116 |
| | | 3048RECFMCF24ENSN | 853 | 1020 |
| | | 3054RECFMCF24ENSN | 885 | 1074 |
| | | 3060RECFMCF24ENSN | 911 | 1116 |
| | | 3066RECFMCF24ENSN | 937 | 1156 |
| | | 3072RECFMCF24ENSN | 964 | 1204 |
|  | <ul style="list-style-type: none">- Rectangular worksurface with two standard (HAPF) satin nickel grommets on each side;- Fixed satin nickel "T" legs of 2-1/2" diameter with levelers & recessed casters;- Fixed full lenght metal channel, satin nickel finish. | 2448RECFMTF24ENSN | 676 | 813 |
| | | 2454RECFMTF24ENSN | 702 | 855 |
| | | 2460RECFMTF24ENSN | 728 | 889 |
| | | 2466RECFMTF24ENSN | 747 | 929 |
| | | 2472RECFMTF24ENSN | 774 | 965 |
| | | 3048RECFMTF24ENSN | 709 | 868 |
| | | 3054RECFMTF24ENSN | 741 | 924 |
| | | 3060RECFMTF24ENSN | 767 | 965 |
| | | 3066RECFMTF24ENSN | 793 | 1006 |
| | | 3072RECFMTF24ENSN | 819 | 1053 |

Addition per table for legs of 2-1/2" diameter and of 30" spread:

| | | | | | | | | | |
|---|---|---|---|---|---|--|---|---|---|
|  |  |  |  |  |  |  |  |  |  |
| CF30NSN CF30NBL \$79 retail | CA30NSN CA30NBL \$79 retail | CA30WFSN CA30WFBL \$79 retail | CF30ENSN CF30ENBL \$79 retail | CA30ENSN CA30ENBL \$79 retail | TF30NSN TF30NBL \$79 retail | TA30NSN TA30NBL \$79 retail | TA30WFSN TA30WFBL \$79 retail | TF30ENSN TF30ENBL \$79 retail | TA30ENSN TA30ENBL \$79 retail |

OPTION



Translucent plastic tie wrap of 8-1/2" to keep the wires in the channels.
 ** To order with a channel or a modesty MFME (quantity of 5 per bag).

TWTR **N/C**



Black reinforcing bar 11 GA for tables of 60" and more without modesty or channel (sold separately).

* Non available for FT mecanism *

** No cpu or keyboard can be installed with the reinforcing bar. **

BST60 56
BST66 64
BST72 69

**** The reinforcing bar is available for rectangular surfaces and double convex surfaces ****

*** Add **BST** at the end of the code **Ex :** 3060RECF24NSNBST ***

How to order?
242748RXCFCMCF24N
 (AC / ACL) (SN / BL)

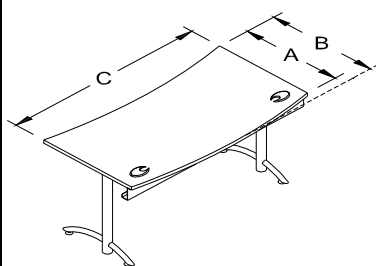
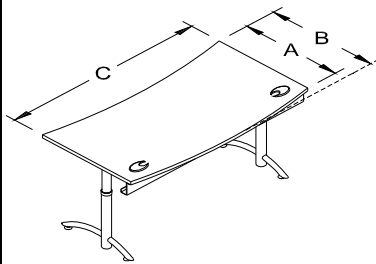
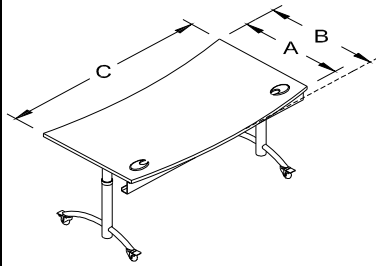
**DOUBLE CONVEX WORKSURFACE
 WITH FULL LENGTH
 METAL CHANNEL "CFM"**

IMPORTANT : The metal standard color is SATIN NICKEL "SN"


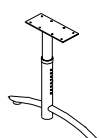
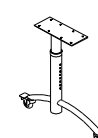

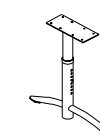
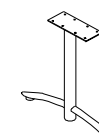
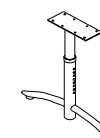
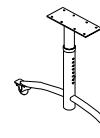
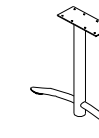
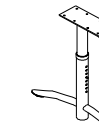
Also available in black : change **SN** to **BL**

EX : AC-2448RXCFCMCF24NSN for AC-2448RXCFCMCF24NBL

**** All legs, channels and modesty panels
 are installed installed with threaded
 metal-to metal connection.**

| | PRODUCTS | CODES | FINISH | |
|---|--|---------------------|--------|------|
| | | | AC | ACL |
|  | <ul style="list-style-type: none"> - Double convex worksurface with two standard (HAPF) satin nickel grommets on each side; - Fixed satin nickel "C" legs of 2-1/2" diameter with levelers; - Fixed full lenght metal channel, satin nickel finish. | A B C | | |
| | | 242748RXCFCMCF24NSN | 728 | 868 |
| | | 242754RXCFCMCF24NSN | 760 | 908 |
| | | 242760RXCFCMCF24NSN | 788 | 950 |
| | | 242766RXCFCMCF24NSN | 814 | 992 |
| | | 242772RXCFCMCF24NSN | 839 | 1033 |
| | | 303348RXCFCMCF24NSN | 767 | 929 |
| | | 303354RXCFCMCF24NSN | 801 | 984 |
| | | 303360RXCFCMCF24NSN | 833 | 1033 |
| | | 303366RXCFCMCF24NSN | 865 | 1080 |
| | | 303372RXCFCMCF24NSN | 893 | 1129 |
| | | | | |
|  | <ul style="list-style-type: none"> - Double convex worksurface with two standard (HAPF) satin nickel grommets on each side; - Adjustable satin nickel "C" legs of 2-1/2" diameter with levelers; - Fixed full lenght metal channel, satin nickel finish. | 242748RXCFCMA24NSN | 833 | 978 |
| | | 242754RXCFCMA24NSN | 865 | 1020 |
| | | 242760RXCFCMA24NSN | 893 | 1059 |
| | | 242766RXCFCMA24NSN | 919 | 1103 |
| | | 242772RXCFCMA24NSN | 945 | 1143 |
| | | 303348RXCFCMA24NSN | 872 | 1040 |
| | | 303354RXCFCMA24NSN | 905 | 1094 |
| | | 303360RXCFCMA24NSN | 937 | 1143 |
| | | 303366RXCFCMA24NSN | 971 | 1192 |
| | | 303372RXCFCMA24NSN | 997 | 1239 |
| | | | | |
| | | | | |
|  | <ul style="list-style-type: none"> - Double convex worksurface with two standard (HAPF) satin nickel grommets on each side; - Adjustable satin nickel "C" legs of 2-1/2" diameter with locking casters; - Fixed full lenght metal channel, satin nickel finish. | 242748RXCFCMA24WFSN | 885 | 1033 |
| | | 242754RXCFCMA24WFSN | 919 | 1074 |
| | | 242760RXCFCMA24WFSN | 945 | 1116 |
| | | 242766RXCFCMA24WFSN | 971 | 1156 |
| | | 242772RXCFCMA24WFSN | 997 | 1198 |
| | | 303348RXCFCMA24WFSN | 925 | 1094 |
| | | 303354RXCFCMA24WFSN | 958 | 1151 |
| | | 303360RXCFCMA24WFSN | 990 | 1198 |
| | | 303366RXCFCMA24WFSN | 1023 | 1247 |
| | | 303372RXCFCMA24WFSN | 1050 | 1295 |
| | | | | |
| | | | | |

Addition per table for legs of 2-1/2" diameter and of 30" spread:

| | | | | | | | | | |
|---|---|---|---|---|---|--|---|---|---|
|  |  |  |  |  |  |  |  |  |  |
| CF30NSN CF30NBL \$79 retail | CA30NSN CA30NBL \$79 retail | CA30WFSN CA30WFBL \$79 retail | CF30ENSN CF30ENBL \$79 retail | CA30ENSN CA30ENBL \$79 retail | TF30NSN TF30NBL \$79 retail | TA30NSN TA30NBL \$79 retail | TA30WFSN TA30WFBL \$79 retail | TF30ENSN TF30ENBL \$79 retail | TA30ENSN TA30ENBL \$79 retail |

OPTION



Translucent plastic tie wrap of 8-1/2" to keep the wires in the channels.
 ** To order with a channel or a modesty MFME (quantity of 5 per bag).

TWTR

N/C



Black reinforcing bar 11 GA for tables of 60" and more without modesty or channel (sold separately).
 * Non available for FT mecanism *
 ** No cpu or keyboard can be installed with the reinforcing bar. **

BST60

56

BST66

64

BST72

69

**** The reinforcing bar is available for rectangular surfaces and double convex surfaces ****

***** Add BST at the end of the code Ex : 3060RECF24NSNBST *****

How to order?
242748RXCFCMA24EN
 (AC / ACL) (SN / BL)

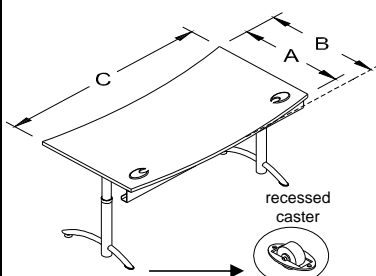
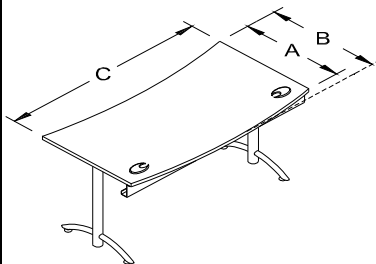
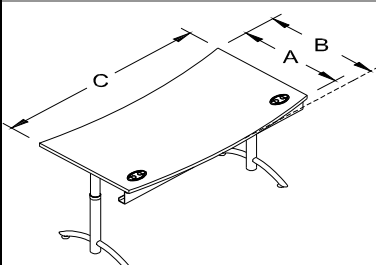
**DOUBLE CONVEX WORKSURFACE
WITH FULL LENGTH
METAL CHANNEL "CFM"**

IMPORTANT : The metal standard color is SATIN NICKEL "SN"

Also available in black : change **SN** to **BL**

EX : AC-2448RXCFCMA24EN**SN** for AC-2448RXCFCMA24EN**BL**

**** All legs, channels and modesty panels
are installed installed with threaded
metal-to metal connection.**

| | PRODUCTS | CODES | FINISH | |
|---|--|-----------------------------|--------|------|
| | | | AC | ACL |
|  | <ul style="list-style-type: none"> - Double convex worksurface with two standard (HAPF) satin nickel grommets on each side; - Adjustable satin nickel "C" legs of 2-1/2" diameter with levelers & recessed casters; - Fixed full length metal channel, satin nickel finish. | A B C | | |
| | | 242748RXCFCMA24EN SN | 885 | 1033 |
| | | 242754RXCFCMA24EN SN | 919 | 1074 |
| | | 242760RXCFCMA24EN SN | 945 | 1116 |
| | | 242766RXCFCMA24EN SN | 971 | 1156 |
| | | 242772RXCFCMA24EN SN | 997 | 1198 |
| | | 303348RXCFCMA24EN SN | 925 | 1094 |
| | | 303354RXCFCMA24EN SN | 958 | 1151 |
| | | 303360RXCFCMA24EN SN | 990 | 1198 |
| | | 303366RXCFCMA24EN SN | 1023 | 1247 |
|  | <ul style="list-style-type: none"> - Double convex worksurface with two standard (HAPF) satin nickel grommets on each side; - Fixed satin nickel "T" legs of 2-1/2" diameter with levelers; - Fixed full length metal channel, satin nickel finish. | 242748RXCFTF24NS N | 676 | 813 |
| | | 242754RXCFTF24NS N | 709 | 855 |
| | | 242760RXCFTF24NS N | 734 | 896 |
| | | 242766RXCFTF24NS N | 760 | 938 |
| | | 242772RXCFTF24NS N | 788 | 978 |
| | | 303348RXCFTF24NS N | 715 | 875 |
| | | 303354RXCFTF24NS N | 747 | 929 |
|  | <ul style="list-style-type: none"> - Double convex worksurface with two standard (HAPF) satin nickel grommets on each side; - Adjustable satin nickel "T" legs of 2-1/2" diameter with levelers; - Fixed full length metal channel, satin nickel finish. | 242748RXCFTA24NS N | 833 | 978 |
| | | 242754RXCFTA24NS N | 865 | 1020 |
| | | 242760RXCFTA24NS N | 893 | 1059 |
| | | 242766RXCFTA24NS N | 919 | 1103 |
| | | 242772RXCFTA24NS N | 945 | 1143 |
| | | 303348RXCFTA24NS N | 872 | 1040 |
| | | 303354RXCFTA24NS N | 905 | 1094 |
| | | 303360RXCFTA24NS N | 937 | 1143 |
| | | 303366RXCFTA24NS N | 971 | 1192 |
| | | 303372RXCFTA24NS N | 997 | 1239 |

Addition per table for legs of 2-1/2" diameter and of 30" spread:

| | | | | | | | | | |
|-----------------------------------|-----------------------------------|-------------------------------------|-------------------------------------|-------------------------------------|-----------------------------------|-----------------------------------|-------------------------------------|-------------------------------------|-------------------------------------|
| | | | | | | | | | |
| CF30NSN CF30NBL \$79 retail | CA30NSN CA30NBL \$79 retail | CA30WFSN CA30WFBL \$79 retail | CF30ENSN CF30ENBL \$79 retail | CA30ENSN CA30ENBL \$79 retail | TF30NSN TF30NBL \$79 retail | TA30NSN TA30NBL \$79 retail | TA30WFSN TA30WFBL \$79 retail | TF30ENSN TF30ENBL \$79 retail | TA30ENSN TA30ENBL \$79 retail |

OPTION



Translucent plastic tie wrap of 8-1/2" to keep the wires in the channels.
 ** To order with a channel or a modesty MFME (quantity of 5 per bag).

TWTR

N/C



Black reinforcing bar 11 GA for tables of 60" and more without modesty or channel (sold separately).
 * Non available for FT mecanism *
 ** No cpu or keyboard can be installed with the reinforcing bar. **

BST60
BST66
BST72

56
64
69

**** The reinforcing bar is available for rectangular surfaces and double convex surfaces ****

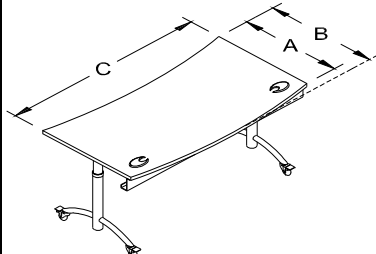
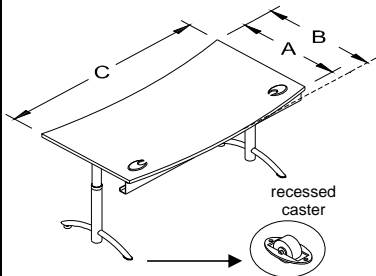
***** Add BST at the end of the code Ex : 3060RECF24NSNBST *****

IMPORTANT : The metal standard color is SATIN NICKEL "SN"

Also available in black : change **SN** to **BL**

EX : AC-2448RXCFTMA24WFSN for AC-2448RXCFTMA24WFB

**** All legs, channels and modesty panels ****
 are installed installed with threaded
 metal-to metal connection.

| | PRODUCTS | CODES | FINISH | |
|--|---|---------------------|--------|------|
| | | | AC | ACL |
|  | <ul style="list-style-type: none"> - Double convex work surface with two standard (HAPF) satin nickel grommets on each side; - Adjustable satin nickel "T" legs of 2-1/2" diameter with locking casters; - Fixed full length metal channel, satin nickel finish. | A B C | | |
| | | 242748RXCFTMA24WFSN | 885 | 1033 |
| | | 242754RXCFTMA24WFSN | 919 | 1074 |
| | | 242760RXCFTMA24WFSN | 945 | 1116 |
| | | 242766RXCFTMA24WFSN | 971 | 1156 |
| | | 242772RXCFTMA24WFSN | 997 | 1198 |
| | | 303348RXCFTMA24WFSN | 925 | 1094 |
| | | 303354RXCFTMA24WFSN | 958 | 1151 |
| | | 303360RXCFTMA24WFSN | 990 | 1198 |
| | | 303366RXCFTMA24WFSN | 1023 | 1247 |
|  | <ul style="list-style-type: none"> - Double convex work surface with two standard (HAPF) satin nickel grommets on each side; - Adjustable satin nickel "T" legs of 2-1/2" diameter with levelers & recessed casters; - Fixed full length metal channel, satin nickel finish. | 242748RXCFTMA24ENSN | 885 | 1033 |
| | | 242754RXCFTMA24ENSN | 919 | 1074 |
| | | 242760RXCFTMA24ENSN | 945 | 1116 |
| | | 242766RXCFTMA24ENSN | 971 | 1156 |
| | | 242772RXCFTMA24ENSN | 997 | 1198 |
| | | 303348RXCFTMA24ENSN | 925 | 1094 |
| | | 303354RXCFTMA24ENSN | 958 | 1151 |
| | | 303360RXCFTMA24ENSN | 990 | 1198 |
| | | 303366RXCFTMA24ENSN | 1023 | 1247 |
| | | 303372RXCFTMA24ENSN | 1050 | 1295 |

Addition per table for legs of 2-1/2" diameter and of 30" spread:

| | | | | | | | | | |
|-----------------------------------|-----------------------------------|-------------------------------------|-------------------------------------|-------------------------------------|-----------------------------------|-----------------------------------|-------------------------------------|-------------------------------------|-------------------------------------|
| | | | | | | | | | |
| CF30NSN CF30NBL \$79 retail | CA30NSN CA30NBL \$79 retail | CA30WFSN CA30WFBL \$79 retail | CF30ENSN CF30ENBL \$79 retail | CA30ENSN CA30ENBL \$79 retail | TF30NSN TF30NBL \$79 retail | TA30NSN TA30NBL \$79 retail | TA30WFSN TA30WFBL \$79 retail | TF30ENSN TF30ENBL \$79 retail | TA30ENSN TA30ENBL \$79 retail |

OPTION



Translucent plastic tie wrap of 8-1/2" to keep the wires in the channels.

** To order with a channel or a modesty MFME (quantity of 5 per bag).

TWTR

N/C



Black reinforcing bar 11 GA for tables of 60" and more without modesty or channel (sold separately).

* Non available for FT mechanism *

** No cpu or keyboard can be installed with the reinforcing bar. **

BST60

56

BST66

64

BST72

69

** The reinforcing bar is available for rectangular surfaces and double convex surfaces **

*** Add BST at the end of the code Ex : 3060RECF24NSNBST ***

How to order?
242748RXCFCMCF24EN
 (AC / ACL) (SN / BL)

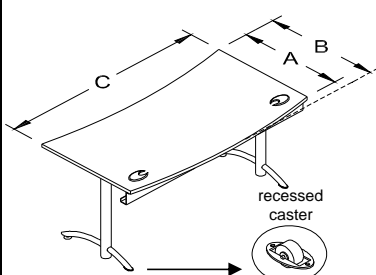
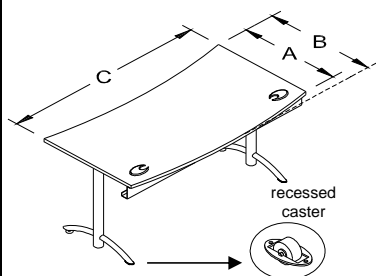
**DOUBLE CONVEX WORKSURFACE
 WITH FULL LENGTH
 METAL CHANNEL "CFM"**

IMPORTANT : The metal standard color is SATIN NICKEL "SN"


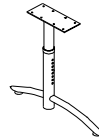
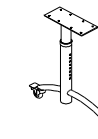
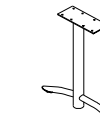
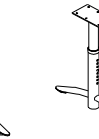



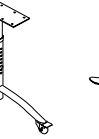
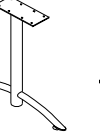
Also available in black : change **SN** to **BL**

EX : AC-2448RXCFCMCF24EN**SN** for AC-2448RXCFCMCF24EN**BL**

**** All legs, channels and modesty panels
 are installed installed with threaded
 metal-to metal connection.**

| | PRODUCTS | CODES | FINISH | |
|--|---|------------------------------|--------|------|
| | | | AC | ACL |
|  | <ul style="list-style-type: none"> - Double convex worksurface with two standard (HAPF) satin nickel grommets on each side; - Fixed satin nickel "C" legs of 2-1/2" diameter with levelers & recessed casters; - Fixed full length metal channel, satin nickel finish. | A B C | | |
| | | 242748RXCFCMCF24EN SN | 847 | 992 |
| | | 242754RXCFCMCF24EN SN | 880 | 1033 |
| | | 242760RXCFCMCF24EN SN | 905 | 1074 |
| | | 242766RXCFCMCF24EN SN | 931 | 1116 |
| | | 242772RXCFCMCF24EN SN | 958 | 1156 |
| | | 303348RXCFCMCF24EN SN | 885 | 1053 |
| | | 303354RXCFCMCF24EN SN | 919 | 1109 |
| | | 303360RXCFCMCF24EN SN | 951 | 1156 |
| | | 303366RXCFCMCF24EN SN | 984 | 1204 |
| | | 303372RXCFCMCF24EN SN | 1009 | 1253 |
|  | <ul style="list-style-type: none"> - Double convex worksurface with two standard (HAPF) satin nickel grommets on each side; - Fixed satin nickel "T" legs of 2-1/2" diameter with levelers & recessed casters; - Fixed full length metal channel, satin nickel finish. | 242748RXCFCMTF24EN SN | 702 | 841 |
| | | 242754RXCFCMTF24EN SN | 734 | 881 |
| | | 242760RXCFCMTF24EN SN | 760 | 924 |
| | | 242766RXCFCMTF24EN SN | 788 | 965 |
| | | 242772RXCFCMTF24EN SN | 814 | 1006 |
| | | 303348RXCFCMTF24EN SN | 741 | 902 |
| | | 303354RXCFCMTF24EN SN | 774 | 957 |
| | | 303360RXCFCMTF24EN SN | 806 | 1006 |
| | | 303366RXCFCMTF24EN SN | 839 | 1053 |
| | | 303372RXCFCMTF24EN SN | 865 | 1103 |

Addition per table for legs of 2-1/2" diameter and of 30" spread:

| | | | | | | | | | |
|---|---|---|---|---|---|---|---|---|---|
|  |  |  |  |  |  |  |  |  |  |
| CF30NSN CF30NBL \$79 retail | CA30NSN CA30NBL \$79 retail | CA30WFSN CA30WFBL \$79 retail | CF30ENSN CF30ENBL \$79 retail | CA30ENSN CA30ENBL \$79 retail | TF30NSN TF30NBL \$79 retail | TA30NSN TA30NBL \$79 retail | TA30WFSN TA30WFBL \$79 retail | TF30ENSN TF30ENBL \$79 retail | TA30ENSN TA30ENBL \$79 retail |

OPTION



Translucent plastic tie wrap of 8-1/2" to keep the wires in the channels.
**** To order with a channel or a modesty MFME (quantity of 5 per bag).**

TWTR

N/C



Black reinforcing bar 11 GA for tables of 60" and more without modesty or channel (sold separately).
*** Non available for FT mecanism ***
**** No cpu or keyboard can be installed with the reinforcing bar. ****

BST60

56

BST66

64

BST72

69

**** The reinforcing bar is available for rectangular surfaces and double convex surfaces ****

***** Add BST at the end of the code Ex : 3060RECF24NSNBST *****

How to order?
3048RECMMFMCF24N
 (AC / ACL) (SN / BL)

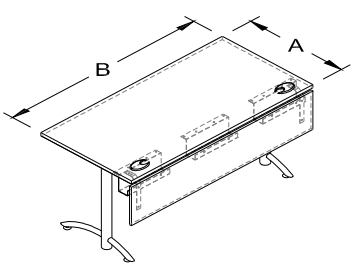
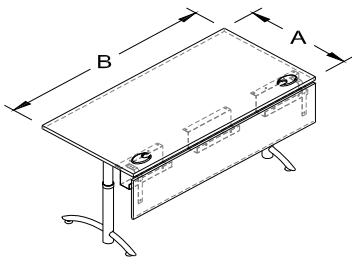
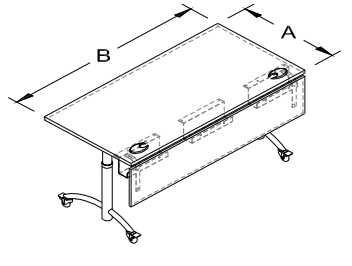
**RECTANGULAR WORKSURFACE
 WITH FIXED MELAMINE
 MODESTY PANEL & FIXED
 METAL CHANNELS "CMMFM"**

IMPORTANT : The metal standard color is SATIN NICKEL "SN"


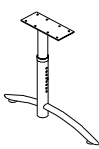
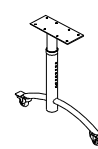

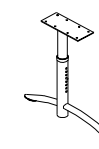

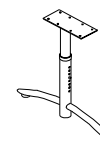
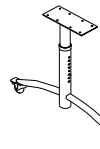
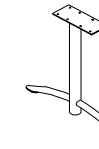
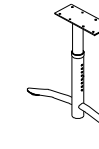
Also available in black : change **SN** to **BL**

EX : AC-2448RECMMFMCF24NSN for AC-2448RECMMFMCF24NBL

**** All legs, channels and modesty panels
 are installed with threaded
 metal-to metal connection.**

| | PRODUCTS | CODES | FINISH | |
|--|----------|----------------------------|--------|------|
| | | | AC | ACL |
|  <ul style="list-style-type: none"> - Rectangular worksurface with two standard (HAPF) satin nickel grommets on each side; - Fixed satin nickel "C" legs of 2-1/2" diameter with levelers; - Fixed 14" metal channels, satin nickel finish; 48", 54" = 2 channels 60", 66" et 72" = 3 channels - Fixed melamine modesty panel, 5/8" thick, 12" high with 2 satin nickel supports (SFM). | | A B | | |
| | | 3048RECMMFMCF24NSN | 893 | 1059 |
| | | 3054RECMMFMCF24NSN | 925 | 1116 |
| | | 3060RECMMFMCF24NSN | 1003 | 1213 |
| | | 3066RECMMFMCF24NSN | 1037 | 1260 |
| | | 3072RECMMFMCF24NSN | 1063 | 1307 |
|  <ul style="list-style-type: none"> - Rectangular worksurface with two standard (HAPF) satin nickel grommets on each side; - Adjustable satin nickel "C" legs of 2-1/2" diameter with levelers; - Fixed 14" metal channels, satin nickel finish; 48", 54" = 2 channels 60", 66" et 72" = 3 channels - Fixed melamine modesty panel, 5/8" thick, 12" high with 2 satin nickel supports (SFM). | | 3048RECMMFMCA24NSN | 997 | 1170 |
| | | 3054RECMMFMCA24NSN | 1029 | 1225 |
| | | 3060RECMMFMCA24NSN | 1109 | 1322 |
| | | 3066RECMMFMCA24NSN | 1141 | 1370 |
| | | 3072RECMMFMCA24NSN | 1167 | 1419 |
| | | | | |
|  <ul style="list-style-type: none"> - Rectangular worksurface with two standard (HAPF) satin nickel grommets on each side; - Adjustable satin nickel "C" legs of 2-1/2" diameter with locking casters; - Fixed 14" metal channels, satin nickel finish; 48", 54" = 2 channels 60", 66" et 72" = 3 channels - Fixed melamine modesty panel, 5/8" thick, 12" high with 2 satin nickel supports (SFM). | | 3048RECMMFMCA24WFSN | 1050 | 1225 |
| | | 3054RECMMFMCA24WFSN | 1084 | 1281 |
| | | 3060RECMMFMCA24WFSN | 1162 | 1378 |
| | | 3066RECMMFMCA24WFSN | 1193 | 1426 |
| | | 3072RECMMFMCA24WFSN | 1220 | 1474 |
| | | | | |

Addition per table for legs of 2-1/2" diameter and of 30" spread:

| | | | | | | | | | |
|---|---|---|---|---|---|--|---|---|---|
|  |  |  |  |  |  |  |  |  |  |
| CF30NSN CF30NBL \$79 retail | CA30NSN CA30NBL \$79 retail | CA30WFSN CA30WFBL \$79 retail | CF30ENSN CF30ENBL \$79 retail | CA30ENSN CA30ENBL \$79 retail | TF30NSN TF30NBL \$79 retail | TA30NSN TA30NBL \$79 retail | TA30WFSN TA30WFBL \$79 retail | TF30ENSN TF30ENBL \$79 retail | TA30ENSN TA30ENBL \$79 retail |

OPTION



Translucent plastic tie wrap of 8-1/2" to keep the wires in the channels.
**** To order with a channel or a modesty MFME (quantity of 5 per bag).**

TWTR

N/C



Black reinforcing bar 11 GA for tables of 60" and more without modesty or channel (sold separately).

*** Non available for FT mecanism ***

**** No cpu or keyboard can be installed with the reinforcing bar. ****

BST60

56

BST66

64

BST72

69

**** The reinforcing bar is available for rectangular surfaces and double convex surfaces ****

***** Add BST at the end of the code Ex : 3060RECF24NSNBST *****

How to order?
3048RECMMFMCA24EN
 (AC / ACL) (SN / BL)

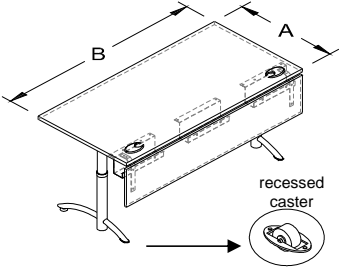
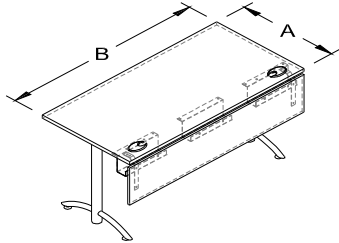
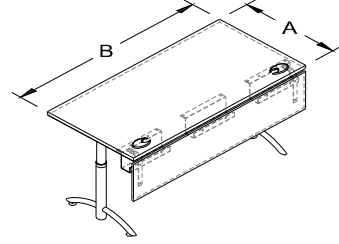
**RECTANGULAR WORKSURFACE
 WITH FIXED MELAMINE
 MODESTY PANEL & FIXED
 METAL CHANNELS "CMMFM"**

IMPORTANT : The metal standard color is SATIN NICKEL "SN"

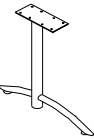
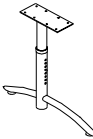
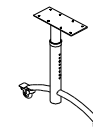
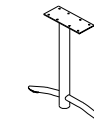
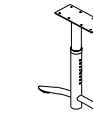
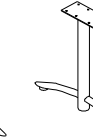
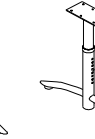



Also available in black : change **SN** to **BL**

EX : AC-2448RECMMFMCA24EN**SN** for AC-2448RECMMFMCA24EN**NBL**

**** All legs, channels and modesty panels
 are installed installed with threaded
 metal-to metal connection. ****

| | PRODUCTS | CODES | FINISH | |
|--|--|----------------------------|---------------|------|
| | | | AC | ACL |
|  | <ul style="list-style-type: none"> - Rectangular worksurface with two standard (HAPF) satin nickel grommets on each side; - Adjustable satin nickel "C" legs of 2-1/2" diameter with levelers & recessed casters; - Fixed 14" metal channels, satin nickel finish; 48", 54" = 2 channels 60", 66" et 72" = 3 channels - Fixed melamine modesty panel, 5/8" thick, 12" high with 2 satin nickel supports (SFM). | A B | | |
| | | 3048RECMMFMCA24ENSN | 1050 | 1225 |
| | | 3054RECMMFMCA24ENSN | 1084 | 1281 |
| | | 3060RECMMFMCA24ENSN | 1162 | 1378 |
| | | 3066RECMMFMCA24ENSN | 1193 | 1426 |
| | | 3072RECMMFMCA24ENSN | 1220 | 1474 |
|  | <ul style="list-style-type: none"> - Rectangular worksurface with two standard (HAPF) satin nickel grommets on each side; - Fixed satin nickel "T" legs of 2-1/2" diameter with levelers; - Fixed 14" metal channels, satin nickel finish; 48", 54" = 2 channels 60", 66" et 72" = 3 channels - Fixed melamine modesty panel, 5/8" thick, 12" high with 2 satin nickel supports (SFM). | 2448RECMMFMTF24NSN | 806 | 950 |
| | | 2454RECMMFMTF24NSN | 833 | 992 |
| | | 2460RECMMFMTF24NSN | 911 | 1080 |
| | | 2466RECMMFMTF24NSN | 937 | 1129 |
| | | 2472RECMMFMTF24NSN | 964 | 1164 |
| | | 3048RECMMFMTF24NSN | 839 | 1006 |
| | | 3054RECMMFMTF24NSN | 872 | 1059 |
| | | 3060RECMMFMTF24NSN | 951 | 1156 |
|  | <ul style="list-style-type: none"> - Rectangular worksurface with two standard (HAPF) satin nickel grommets on each side; - Adjustable satin nickel "T" legs of 2-1/2" diameter with levelers; - Fixed 14" metal channels, satin nickel finish; 48", 54" = 2 channels 60", 66" et 72" = 3 channels - Fixed melamine modesty panel, 5/8" thick, 12" high with 2 satin nickel supports (SFM). | 2448RECMMFMTA24NSN | 964 | 1116 |
| | | 2454RECMMFMTA24NSN | 990 | 1156 |
| | | 2460RECMMFMTA24NSN | 1069 | 1247 |
| | | 2466RECMMFMTA24NSN | 1096 | 1295 |
| | | 2472RECMMFMTA24NSN | 1122 | 1329 |
| | | 3048RECMMFMTA24NSN | 997 | 1170 |
| | | 3054RECMMFMTA24NSN | 1029 | 1225 |
| | | 3060RECMMFMTA24NSN | 1109 | 1322 |
| | | 3066RECMMFMTA24NSN | 1141 | 1370 |
| | | 3072RECMMFMTA24NSN | 1167 | 1419 |

Addition per table for legs of 2-1/2" diameter and of 30" spread:

| | | | | | | | | | |
|---|---|---|---|---|---|--|---|---|---|
|  |  |  |  |  |  |  |  |  |  |
| CF30NSN CF30NBL \$79 retail | CA30NSN CA30NBL \$79 retail | CA30WFSN CA30WFBL \$79 retail | CF30ENSN CF30ENBL \$79 retail | CA30ENSN CA30ENBL \$79 retail | TF30NSN TF30NBL \$79 retail | TA30NSN TA30NBL \$79 retail | TA30WFSN TA30WFBL \$79 retail | TF30ENSN TF30ENBL \$79 retail | TA30ENSN TA30ENBL \$79 retail |

OPTION



Translucent plastic tie wrap of 8-1/2" to keep the wires in the channels.
**** To order with a channel or a modesty MFME (quantity of 5 per bag).**

TWTR

N/C



Black reinforcing bar 11 GA for tables of 60" and more without modesty or channel (sold separately).

*** Non available for FT mecanism ***

**** No cpu or keyboard can be installed with the reinforcing bar. ****

BST60

56

BST66

64

BST72

69

**** The reinforcing bar is available for rectangular surfaces and double convex surfaces ****

***** Add BST at the end of the code Ex : 3060RECF24NSNBST *****

How to order?
2448RECMMFMTA24WF
 (AC / ACL) (SN / BL)

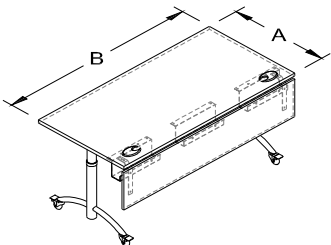
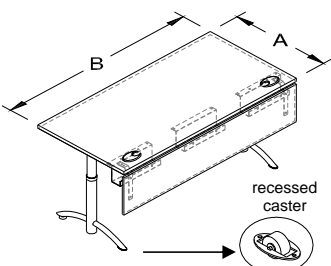
**RECTANGULAR WORKSURFACE
 WITH FIXED MELAMINE
 MODESTY PANEL & FIXED
 METAL CHANNELS "CMMFM"**

IMPORTANT : The metal standard color is SATIN NICKEL "SN"

Also available in black : change **SN** to **BL**

EX : 2448RECMMFMTA24WFSN for 2448RECMMFMTA24WFBL

**** All legs, channels and modesty panels ****
 are installed installed with threaded
 metal-to metal connection.

| | PRODUCTS | CODES | FINISH | |
|--|--|---------------------|--------|------|
| | | | AC | ACL |
|  | <ul style="list-style-type: none"> - Rectangular worksurface with two standard (HAPF) satin nickel grommets on each side; - Adjustable satin nickel "T" legs of 2-1/2" diameter with locking casters; - Fixed 14" metal channels, satin nickel finish; 48", 54" = 2 channels 60", 66" et 72" = 3 channels - Fixed melamine modesty panel, 5/8" thick, 12" high with 2 satin nickel supports (SFM). | A B | | |
| | | 2448RECMMFMTA24WFSN | 1017 | 1170 |
| | | 2454RECMMFMTA24WFSN | 1042 | 1213 |
| | | 2460RECMMFMTA24WFSN | 1122 | 1301 |
| | | 2466RECMMFMTA24WFSN | 1147 | 1348 |
| | | 2472RECMMFMTA24WFSN | 1174 | 1383 |
| | | 3048RECMMFMTA24WFSN | 1050 | 1225 |
| | | 3054RECMMFMTA24WFSN | 1084 | 1281 |
| | | 3060RECMMFMTA24WFSN | 1162 | 1378 |
| | | 3066RECMMFMTA24WFSN | 1193 | 1426 |
| | | 3072RECMMFMTA24WFSN | 1220 | 1474 |
|  | <ul style="list-style-type: none"> - Rectangular worksurface with two standard (HAPF) satin nickel grommets on each side; - Adjustable satin nickel "T" legs of 2-1/2" diameter with levelers & recessed casters; - Fixed 14" metal channels, satin nickel finish; 48", 54" = 2 channels 60", 66" et 72" = 3 channels - Fixed melamine modesty panel, 5/8" thick, 12" high with 2 satin nickel supports (SFM). | 2448RECMMFMTA24ENSN | 1017 | 1170 |
| | | 2454RECMMFMTA24ENSN | 1042 | 1213 |
| | | 2460RECMMFMTA24ENSN | 1122 | 1301 |
| | | 2466RECMMFMTA24ENSN | 1147 | 1348 |
| | | 2472RECMMFMTA24ENSN | 1174 | 1383 |
| | | 3048RECMMFMTA24ENSN | 1050 | 1225 |
| | | 3054RECMMFMTA24ENSN | 1084 | 1281 |
| | | 3060RECMMFMTA24ENSN | 1162 | 1378 |
| | | 3066RECMMFMTA24ENSN | 1193 | 1426 |
| | | 3072RECMMFMTA24ENSN | 1220 | 1474 |

Addition per table for legs of 2-1/2" diameter and of 30" spread:

| | | | | | | | | | |
|-----------------------------------|-----------------------------------|-------------------------------------|-------------------------------------|-------------------------------------|-----------------------------------|-----------------------------------|-------------------------------------|-------------------------------------|-------------------------------------|
| | | | | | | | | | |
| CF30NSN CF30NBL \$79 retail | CA30NSN CA30NBL \$79 retail | CA30WFSN CA30WFBL \$79 retail | CF30ENSN CF30ENBL \$79 retail | CA30ENSN CA30ENBL \$79 retail | TF30NSN TF30NBL \$79 retail | TA30NSN TA30NBL \$79 retail | TA30WFSN TA30WFBL \$79 retail | TF30ENSN TF30ENBL \$79 retail | TA30ENSN TA30ENBL \$79 retail |

OPTION



Translucent plastic tie wrap of 8-1/2" to keep the wires in the channels.
 ** To order with a channel or a modesty MFME (quantity of 5 per bag).

TWTR N/C



Black reinforcing bar 11 GA for tables of 60" and more without modesty or channel (sold separately).

* Non available for FT mecanism *

** No cpu or keyboard can be installed with the reinforcing bar. **

BST60 56
BST66 64
BST72 69

**** The reinforcing bar is available for rectangular surfaces and double convex surfaces ****

*** Add **BST** at the end of the code **Ex :** 3060RECF24NSNBST ***

How to order?
2448RECMMFMCF24EN
 (AC / ACL) (SN / BL)

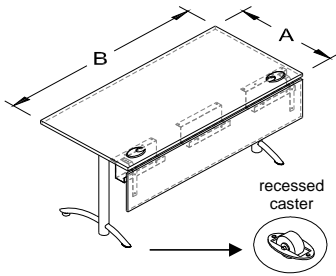
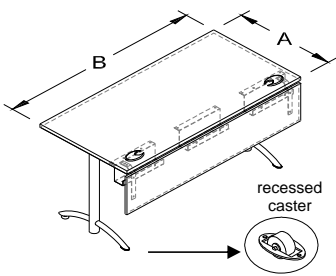
**RECTANGULAR WORKSURFACE
 WITH FIXED MELAMINE
 MODESTY PANEL & FIXED
 METAL CHANNELS "CMMFM"**

IMPORTANT : The metal standard color is SATIN NICKEL "SN"


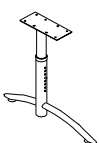
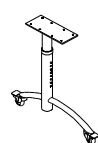

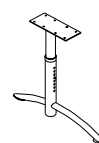

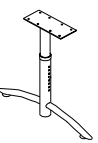
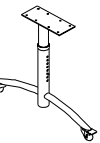

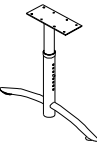
Also available in black : change **SN** to **BL**

EX : 2448RECMMFMCF24EN**SN** for 2448RECMMFMCF24EN**NL**

**** All legs, channels and modesty panels ****
are installed with threaded
metal-to metal connection.

| | PRODUCTS | CODES | FINISH | |
|--|---|-----------------------------|--------|------|
| | | | AC | ACL |
|  | <ul style="list-style-type: none"> - Rectangular worksurface with two standard (HAPF) satin nickel grommets on each side; - Fixed satin nickel "C" legs of 2-1/2" diameter with levelers & recessed casters; - Fixed 14" metal channels, satin nickel finish; 48", 54" = 2 channels 60", 66" et 72" = 3 channels - Fixed melamine modesty panel, 5/8" thick, 12" high with 2 satin nickel supports (SFM). | A B | | |
| | | 2448RECMMFMCF24EN SN | 976 | 1129 |
| | | 2454RECMMFMCF24EN SN | 1003 | 1170 |
| | | 2460RECMMFMCF24EN SN | 1084 | 1260 |
| | | 2466RECMMFMCF24EN SN | 1109 | 1307 |
| | | 2472RECMMFMCF24EN SN | 1135 | 1343 |
| | | 3048RECMMFMCF24EN SN | 1009 | 1184 |
| | | 3054RECMMFMCF24EN SN | 1042 | 1239 |
| | | 3060RECMMFMCF24EN SN | 1122 | 1335 |
| | | 3066RECMMFMCF24EN SN | 1155 | 1383 |
| | | 3072RECMMFMCF24EN SN | 1180 | 1432 |
|  | <ul style="list-style-type: none"> - Rectangular worksurface with two standard (HAPF) satin nickel grommets on each side; - Fixed satin nickel "T" legs of 2-1/2" diameter with levelers & recessed casters; - Fixed 14" metal channels, satin nickel finish; 48", 54" = 2 channels 60", 66" et 72" = 3 channels - Fixed melamine modesty panel, 5/8" thick, 12" high with 2 satin nickel supports (SFM). | 2448RECMMFMTF24EN SN | 833 | 978 |
| | | 2454RECMMFMTF24EN SN | 859 | 1020 |
| | | 2460RECMMFMTF24EN SN | 937 | 1109 |
| | | 2466RECMMFMTF24EN SN | 964 | 1156 |
| | | 2472RECMMFMTF24EN SN | 990 | 1192 |
| | | 3048RECMMFMTF24EN SN | 865 | 1033 |
| | | 3054RECMMFMTF24EN SN | 898 | 1089 |
| | | 3060RECMMFMTF24EN SN | 976 | 1184 |
| | | 3066RECMMFMTF24EN SN | 1009 | 1233 |
| | | 3072RECMMFMTF24EN SN | 1037 | 1281 |

Addition per table for legs of 2-1/2" diameter and of 30" spread:

| | | | | | | | | | |
|---|---|---|---|---|---|--|---|---|---|
|  |  |  |  |  |  |  |  |  |  |
| CF30NSN CF30NBL \$79 retail | CA30NSN CA30NBL \$79 retail | CA30WFSN CA30WFBL \$79 retail | CF30ENSN CF30ENBL \$79 retail | CA30ENSN CA30ENBL \$79 retail | TF30NSN TF30NBL \$79 retail | TA30NSN TA30NBL \$79 retail | TA30WFSN TA30WFBL \$79 retail | TF30ENSN TF30ENBL \$79 retail | TA30ENSN TA30ENBL \$79 retail |

OPTION



Translucent plastic tie wrap of 8-1/2" to keep the wires in the channels.
**** To order with a channel or a modesty MFME (quantity of 5 per bag).**

TWTR **N/C**



Black reinforcing bar 11 GA for tables of 60" and more without modesty or channel (sold separately).

*** Non available for FT mecanism ***

**** No cpu or keyboard can be installed with the reinforcing bar. ****

BST60 56
BST66 64
BST72 69

**** The reinforcing bar is available for rectangular surfaces and double convex surfaces ****

***** Add BST at the end of the code Ex : 3060RECF24NSNBST *****

How to order?
303348RXCMMFMCF24N
 (AC / ACL) (SN / BL)

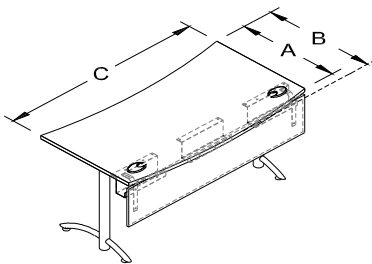
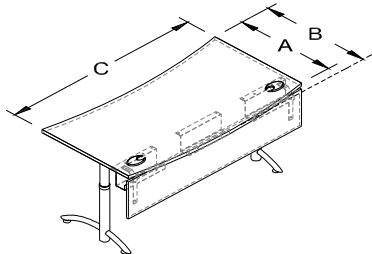
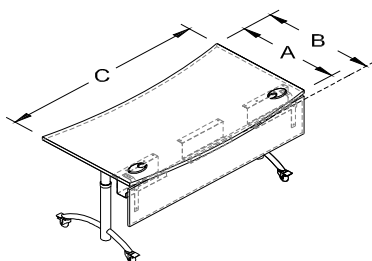
**DOUBLE CONVEX WORKSURFACE
 WITH FIXED MELAMINE
 MODESTY PANEL & FIXED
 METAL CHANNELS "CMMFM"**

IMPORTANT : The metal standard color is SATIN NICKEL "SN"

Also available in black : change **SN** to **BL**

EX : AC-2448RXCMMFMCF24NSN for AC-2448RXCMMFMCF24NBL

**** All legs, channels and modesty panels are installed with threaded metal-to metal connection. ****

| | PRODUCTS | CODES | FINISH | |
|--|----------|-----------------------|--------|------|
| | | | AC | ACL |
|  <ul style="list-style-type: none"> - Double convex worksurface with two standard (HAPF) satin nickel grommets on each side; - Fixed satin nickel "C" legs of 2-1/2" diameter with levelers; - Fixed 14" metal channels, satin nickel finish; 48", 54" = 2 channels 60", 66" et 72" = 3 channels - Fixed melamine modesty panel, 5/8" thick, 12" high with 2 satin nickel supports (SFM). | | A B C | | |
| | | 303348RXCMMFMCF24NSN | 925 | 1094 |
| | | 303354RXCMMFMCF24NSN | 958 | 1151 |
| | | 303360RXCMMFMCF24NSN | 1042 | 1253 |
| | | 303366RXCMMFMCF24NSN | 1084 | 1307 |
| | | 303372RXCMMFMCF24NSN | 1109 | 1357 |
|  <ul style="list-style-type: none"> - Double convex worksurface with two standard (HAPF) satin nickel grommets on each side; - Adjustable satin nickel "C" legs of 2-1/2" diameter with levelers; - Fixed 14" metal channels, satin nickel finish; 48", 54" = 2 channels 60", 66" et 72" = 3 channels - Fixed melamine modesty panel, 5/8" thick, 12" high with 2 satin nickel supports (SFM). | | 303348RXCMMFMCA24NSN | 1029 | 1204 |
| | | 303354RXCMMFMCA24NSN | 1063 | 1260 |
| | | 303360RXCMMFMCA24NSN | 1147 | 1364 |
| | | 303366RXCMMFMCA24NSN | 1188 | 1419 |
| | | 303372RXCMMFMCA24NSN | 1213 | 1467 |
| | | | | |
|  <ul style="list-style-type: none"> - Double convex worksurface with two standard (HAPF) satin nickel grommets on each side; - Adjustable satin nickel "C" legs of 2-1/2" diameter with locking casters; - Fixed 14" metal channels, satin nickel finish; 48", 54" = 2 channels 60", 66" et 72" = 3 channels - Fixed melamine modesty panel, 5/8" thick, 12" high with 2 satin nickel supports (SFM). | | 303348RXCMMFMCA24WFSN | 1084 | 1260 |
| | | 303354RXCMMFMCA24WFSN | 1114 | 1317 |
| | | 303360RXCMMFMCA24WFSN | 1200 | 1419 |
| | | 303366RXCMMFMCA24WFSN | 1239 | 1474 |
| | | 303372RXCMMFMCA24WFSN | 1266 | 1521 |
| | | | | |

Addition per table for legs of 2-1/2" diameter and of 30" spread:

| | | | | | | | | | |
|-----------------------------------|-----------------------------------|-------------------------------------|-------------------------------------|-------------------------------------|-----------------------------------|-----------------------------------|-------------------------------------|-------------------------------------|-------------------------------------|
| | | | | | | | | | |
| CF30NSN CF30NBL \$79 retail | CA30NSN CA30NBL \$79 retail | CA30WFSN CA30WFBL \$79 retail | CF30ENSN CF30ENBL \$79 retail | CA30ENSN CA30ENBL \$79 retail | TF30NSN TF30NBL \$79 retail | TA30NSN TA30NBL \$79 retail | TA30WFSN TA30WFBL \$79 retail | TF30ENSN TF30ENBL \$79 retail | TA30ENSN TA30ENBL \$79 retail |

OPTION



Translucent plastic tie wrap of 8-1/2" to keep the wires in the channels.
**** To order with a channel or a modesty MFME (quantity of 5 per bag).**

TWTR

N/C



Black reinforcing bar 11 GA for tables of 60" and more without modesty or channel (sold separately).

*** Non available for FT mecanism ***

**** No cpu or keyboard can be installed with the reinforcing bar. ****

BST60

56

BST66

64

BST72

69

**** The reinforcing bar is available for rectangular surfaces and double convex surfaces ****

***** Add BST at the end of the code Ex : 3060RECF24NSNBST *****

How to order?
303348RXCMMFMCA24EN
 (AC / ACL) (SN / BL)

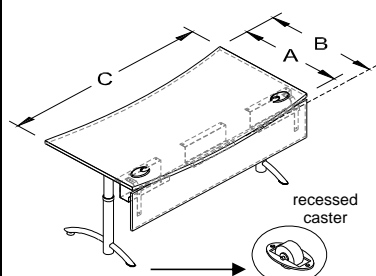
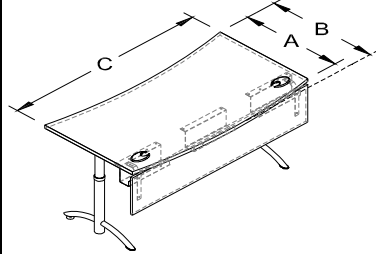
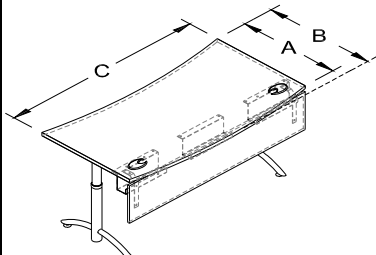
**DOUBLE CONVEX WORKSURFACE
 WITH FIXED MELAMINE
 MODESTY PANEL & FIXED
 METAL CHANNELS "CMMFM"**

IMPORTANT : The metal standard color is SATIN NICKEL "SN"


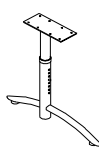
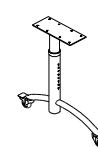
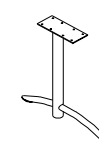
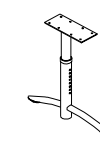
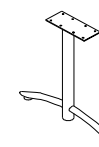
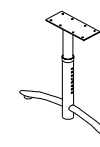
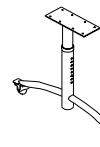
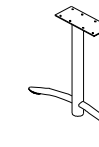
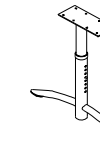
Also available in black : change **SN** to **BL**

EX : AC-2448RXCMMFMCA24ENSN for AC-2448RXCMMFMCA24ENBL

**** All legs, channels and modesty panels
 are installed installed with threaded
 metal-to metal connection.**

| | PRODUCTS | CODES | FINISH | |
|---|---|-----------------------|--------|------|
| | | | AC | ACL |
|  | <ul style="list-style-type: none"> - Double convex work surface with two standard (HAPF) satin nickel grommets on each side; - Adjustable satin nickel "C" legs of 2-1/2" diameter with levelers & recessed casters; - Fixed 14" metal channels, satin nickel finish; 48", 54" = 2 channels 60", 66" et 72" = 3 channels - Fixed melamine modesty panel, 5/8" thick, 12" high with 2 satin nickel supports (SFM). | A B C | | |
| | | 303348RXCMMFMCA24ENSN | 1084 | 1260 |
| | | 303354RXCMMFMCA24ENSN | 1114 | 1317 |
| | | 303360RXCMMFMCA24ENSN | 1200 | 1419 |
| | | 303366RXCMMFMCA24ENSN | 1239 | 1474 |
| | | 303372RXCMMFMCA24ENSN | 1266 | 1521 |
|  | <ul style="list-style-type: none"> - Double convex work surface with two standard (HAPF) satin nickel grommets on each side; - Fixed satin nickel "T" legs of 2-1/2" diameter with levelers; - Fixed 14" metal channels, satin nickel finish; 48", 54" = 2 channels 60", 66" et 72" = 3 channels - Fixed melamine modesty panel, 5/8" thick, 12" high with 2 satin nickel supports (SFM). | 242748RXCMMFMTF24NSN | 833 | 978 |
| | | 242754RXCMMFMTF24NSN | 865 | 1020 |
| | | 242760RXCMMFMTF24NSN | 945 | 1116 |
| | | 242766RXCMMFMTF24NSN | 976 | 1164 |
| | | 242772RXCMMFMTF24NSN | 1003 | 1204 |
| | | 303348RXCMMFMTF24NSN | 872 | 1040 |
| | | 303354RXCMMFMTF24NSN | 905 | 1094 |
| | | 303360RXCMMFMTF24NSN | 990 | 1198 |
|  | <ul style="list-style-type: none"> - Double convex work surface with two standard (HAPF) satin nickel grommets on each side; - Adjustable satin nickel "T" legs of 2-1/2" diameter with levelers; - Fixed 14" metal channels, satin nickel finish; 48", 54" = 2 channels 60", 66" et 72" = 3 channels - Fixed melamine modesty panel, 5/8" thick, 12" high with 2 satin nickel supports (SFM). | 242748RXCMMFMTA24NSN | 990 | 1143 |
| | | 242754RXCMMFMTA24NSN | 1023 | 1184 |
| | | 242760RXCMMFMTA24NSN | 1101 | 1281 |
| | | 242766RXCMMFMTA24NSN | 1135 | 1329 |
| | | 242772RXCMMFMTA24NSN | 1162 | 1370 |
| | | 303348RXCMMFMTA24NSN | 1029 | 1204 |
| | | 303354RXCMMFMTA24NSN | 1063 | 1260 |
| | | 303360RXCMMFMTA24NSN | 1147 | 1364 |
| | | 303366RXCMMFMTA24NSN | 1188 | 1419 |
| | | 303372RXCMMFMTA24NSN | 1213 | 1467 |

Addition per table for legs of 2-1/2" diameter and of 30" spread:

| | | | | | | | | | |
|---|---|---|---|---|---|--|---|---|---|
|  |  |  |  |  |  |  |  |  |  |
| CF30NSN CF30NBL \$79 retail | CA30NSN CA30NBL \$79 retail | CA30WFSN CA30WFBL \$79 retail | CF30ENSN CF30ENBL \$79 retail | CA30ENSN CA30ENBL \$79 retail | TF30NSN TF30NBL \$79 retail | TA30NSN TA30NBL \$79 retail | TA30WFSN TA30WFBL \$79 retail | TF30ENSN TF30ENBL \$79 retail | TA30ENSN TA30ENBL \$79 retail |

OPTION



Translucent plastic tie wrap of 8-1/2" to keep the wires in the channels.
 ** To order with a channel or a modesty MFME (quantity of 5 per bag).

TWTR **N/C**



Black reinforcing bar 11 GA for tables of 60" and more without modesty or channel (sold separately).
 * Non available for FT mecanism *
 ** No cpu or keyboard can be installed with the reinforcing bar. **

BST60 56
BST66 64
BST72 69

**** The reinforcing bar is available for rectangular surfaces and double convex surfaces ****

***** Add BST at the end of the code Ex : 3060RECF24NSNBST *****

How to order?
242748RXCMMFMTA24WF
 (AC / ACL) (SN / BL)

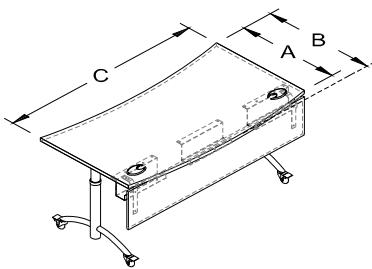
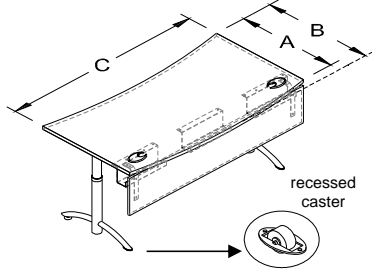
**DOUBLE CONVEX WORKSURFACE
 WITH FIXED MELAMINE
 MODESTY PANEL & FIXED
 METAL CHANNELS "CMMFM"**

IMPORTANT : The metal standard color is SATIN NICKEL "SN"

Also available in black : change **SN** to **BL**

EX : AC-2448RXCMMFMTA24WFSN for AC-2448RXCMMFMTA24WFBL

**** All legs, channels and modesty panels are installed with threaded metal-to metal connection. ****

| | PRODUCTS | CODES | FINISH | |
|---|--|-----------------------|--------|------|
| | | | AC | ACL |
|  | <ul style="list-style-type: none"> - Double convex worksurface with two standard (HAPF) satin nickel grommets on each side; - Adjustable satin nickel "T" legs of 2-1/2" diameter with locking casters; - Fixed 14" metal channels, satin nickel finish; 48", 54" = 2 channels 60", 66" et 72" = 3 channels - Fixed melamine modesty panel, 5/8" thick, 12" high with 2 satin nickel supports (SFM). | A B C | | |
| | | 242748RXCMMFMTA24WFSN | 1042 | 1198 |
| | | 242754RXCMMFMTA24WFSN | 1075 | 1239 |
| | | 242760RXCMMFMTA24WFSN | 1155 | 1335 |
| | | 242766RXCMMFMTA24WFSN | 1188 | 1383 |
| | | 242772RXCMMFMTA24WFSN | 1213 | 1426 |
| | | 303348RXCMMFMTA24WFSN | 1084 | 1260 |
| | | 303354RXCMMFMTA24WFSN | 1114 | 1317 |
| | | 303360RXCMMFMTA24WFSN | 1200 | 1419 |
| | | 303366RXCMMFMTA24WFSN | 1239 | 1474 |
|  | <ul style="list-style-type: none"> - Double convex worksurface with two standard (HAPF) satin nickel grommets on each side; - Adjustable satin nickel "T" legs of 2-1/2" diameter with levelers & recessed casters; - Fixed 14" metal channels, satin nickel finish; 48", 54" = 2 channels 60", 66" et 72" = 3 channels - Fixed melamine modesty panel, 5/8" thick, 12" high with 2 satin nickel supports (SFM). | 242748RXCMMFMTA24ENSN | 1042 | 1198 |
| | | 242754RXCMMFMTA24ENSN | 1075 | 1239 |
| | | 242760RXCMMFMTA24ENSN | 1155 | 1335 |
| | | 242766RXCMMFMTA24ENSN | 1188 | 1383 |
| | | 242772RXCMMFMTA24ENSN | 1213 | 1426 |
| | | 303348RXCMMFMTA24ENSN | 1084 | 1260 |
| | | 303354RXCMMFMTA24ENSN | 1114 | 1317 |
| | | 303360RXCMMFMTA24ENSN | 1200 | 1419 |
| | | 303366RXCMMFMTA24ENSN | 1239 | 1474 |
| | | 303372RXCMMFMTA24ENSN | 1266 | 1521 |

Addition per table for legs of 2-1/2" diameter and of 30" spread:

| | | | | | | | | | |
|-----------------------------------|-----------------------------------|-------------------------------------|-------------------------------------|-------------------------------------|-----------------------------------|-----------------------------------|-------------------------------------|-------------------------------------|-------------------------------------|
| | | | | | | | | | |
| CF30NSN CF30NBL \$79 retail | CA30NSN CA30NBL \$79 retail | CA30WFSN CA30WFBL \$79 retail | CF30ENSN CF30ENBL \$79 retail | CA30ENSN CA30ENBL \$79 retail | TF30NSN TF30NBL \$79 retail | TA30NSN TA30NBL \$79 retail | TA30WFSN TA30WFBL \$79 retail | TF30ENSN TF30ENBL \$79 retail | TA30ENSN TA30ENBL \$79 retail |

OPTION



Translucent plastic tie wrap of 8-1/2" to keep the wires in the channels.
**** To order with a channel or a modesty MFME (quantity of 5 per bag).**

TWTR

N/C



Black reinforcing bar 11 GA for tables of 60" and more without modesty or channel (sold separately).

*** Non available for FT mecanism ***

**** No cpu or keyboard can be installed with the reinforcing bar. ****

BST60

56

BST66

64

BST72

69

**** The reinforcing bar is available for rectangular surfaces and double convex surfaces ****

***** Add BST at the end of the code Ex : 3060RECF24NSNBST *****

How to order?
242748RXCMMFMCF24WF
 (AC / ACL) (SN / BL)

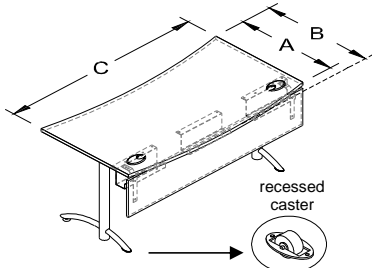
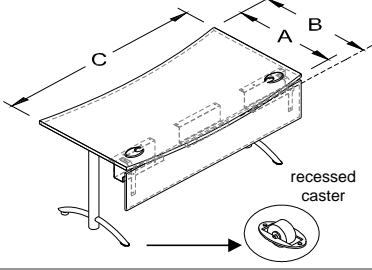
**DOUBLE CONVEX WORKSURFACE
 WITH FIXED MELAMINE
 MODESTY PANEL & FIXED
 METAL CHANNELS "CMMFM"**

IMPORTANT : The metal standard color is SATIN NICKEL "SN"

Also available in black : change **SN** to **BL**

EX : AC-2448RXCMMFMCF24ENSN for AC-2448RXCMMFMCF24ENBL

**** All legs, channels and modesty panels are installed with threaded metal-to metal connection. ****

| | PRODUCTS | CODES | FINISH | |
|---|--|-----------------------|--------|------|
| | | | AC | ACL |
|  | <ul style="list-style-type: none"> - Double convex worksurface with two standard (HAPF) satin nickel grommets on each side; - Fixed satin nickel "C" legs of 2-1/2" diameter with levelers & recessed casters; - Fixed 14" metal channels, satin nickel finish; 48", 54" = 2 channels; 60", 66" et 72" = 3 channels - Fixed melamine modesty panel, 5/8" thick, 12" high with 2 satin nickel supports (SFM). | A B C | | |
| | | 242748RXCMMFMCF24ENSN | 1003 | 1156 |
| | | 242754RXCMMFMCF24ENSN | 1037 | 1198 |
| | | 242760RXCMMFMCF24ENSN | 1114 | 1295 |
| | | 242766RXCMMFMCF24ENSN | 1147 | 1343 |
| | | 242772RXCMMFMCF24ENSN | 1174 | 1383 |
| | | 303348RXCMMFMCF24ENSN | 1042 | 1220 |
| | | 303354RXCMMFMCF24ENSN | 1075 | 1274 |
| | | 303360RXCMMFMCF24ENSN | 1162 | 1378 |
| | | 303366RXCMMFMCF24ENSN | 1200 | 1432 |
| | | 303372RXCMMFMCF24ENSN | 1227 | 1479 |
| | | | | |
|  | <ul style="list-style-type: none"> - Double convex worksurface with two standard (HAPF) satin nickel grommets on each side; - Fixed satin nickel "T" legs of 2-1/2" diameter with levelers & recessed casters; - Fixed 14" metal channels, satin nickel finish; 48", 54" = 2 channels; 60", 66" et 72" = 3 channels - Fixed melamine modesty panel, 5/8" thick, 12" high with 2 satin nickel supports (SFM). | 242748RXCMMFMTF24ENSN | 859 | 1006 |
| | | 242754RXCMMFMTF24ENSN | 893 | 1047 |
| | | 242760RXCMMFMTF24ENSN | 971 | 1143 |
| | | 242766RXCMMFMTF24ENSN | 1003 | 1192 |
| | | 242772RXCMMFMTF24ENSN | 1029 | 1233 |
| | | 303348RXCMMFMTF24ENSN | 898 | 1068 |
| | | 303354RXCMMFMTF24ENSN | 931 | 1122 |
| | | 303360RXCMMFMTF24ENSN | 1017 | 1225 |
| | | 303366RXCMMFMTF24ENSN | 1056 | 1281 |
| | | 303372RXCMMFMTF24ENSN | 1084 | 1329 |

Addition per table for legs of 2-1/2" diameter and of 30" spread:

| | | | | | | | | | |
|-----------------------------------|-----------------------------------|-------------------------------------|-------------------------------------|-------------------------------------|-----------------------------------|-----------------------------------|-------------------------------------|-------------------------------------|-------------------------------------|
| | | | | | | | | | |
| CF30NSN CF30NBL \$79 retail | CA30NSN CA30NBL \$79 retail | CA30WFSN CA30WFBL \$79 retail | CF30ENSN CF30ENBL \$79 retail | CA30ENSN CA30ENBL \$79 retail | TF30NSN TF30NBL \$79 retail | TA30NSN TA30NBL \$79 retail | TA30WFSN TA30WFBL \$79 retail | TF30ENSN TF30ENBL \$79 retail | TA30ENSN TA30ENBL \$79 retail |

OPTION



Translucent plastic tie wrap of 8-1/2" to keep the wires in the channels.
**** To order with a channel or a modesty MFME (quantity of 5 per bag).**

TWTR

N/C



Black reinforcing bar 11 GA for tables of 60" and more without modesty or channel (sold separately).

*** Non available for FT mecanism ***

**** No cpu or keyboard can be installed with the reinforcing bar. ****

BST60

56

BST66

64

BST72

69

**** The reinforcing bar is available for rectangular surfaces and double convex surfaces ****

***** Add BST at the end of the code Ex : 3060RECF24NSNBST *****

How to order?
2448TZCMMFMCF24N
 (AC / ACL) (SN / BL)

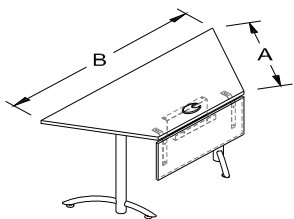
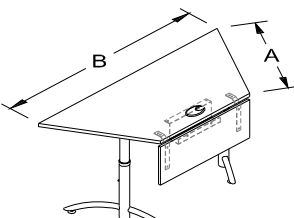
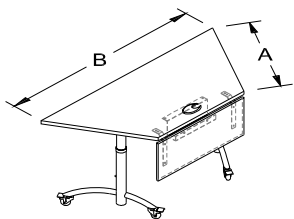
**TRAPEZOIDAL WORKSURFACE
 WITH FIXED MELAMINE
 MODESTY PANEL & FIXED
 METAL CHANNELS "CMMFM"**

IMPORTANT : The metal standard color is SATIN NICKEL "SN"

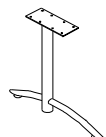
Also available in black : change **SN** to **BL**

EX : AC-2448TZCMMIMCF24NSN for AC-2448TZCMMIMCF24NBL

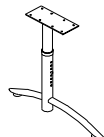
**** All legs, channels and modesty panels
 are installed installed with threaded
 metal-to metal connection.**

| | PRODUCTS | CODES | FINISH | |
|---|-------------------|---------------------|--------|------|
| | | | AC | ACL |
|  <ul style="list-style-type: none"> - Trapezoidal worksurface with 1 standard centered satin nickel grommet (HAPF); - Fixed satin nickel "C" legs of 2-1/2" diameter with levelers; - One fixed 14" metal channel, satin nickel finish; - Fixed melamine modesty panel, 5/8" thick, 12" high with 2 satin nickel supports (SFM). <p>Center measurement for: 24" depth: 20-1/2" 30" depth: 25-3/4"</p> | <p>A B</p> | | | |
| | | 2448TZCMMFMCF24NSN | 767 | 908 |
| | | 2454TZCMMFMCF24NSN | 801 | 950 |
| | | 2460TZCMMFMCF24NSN | 827 | 992 |
| | | 2466TZCMMFMCF24NSN | 859 | 1040 |
| | | 2472TZCMMFMCF24NSN | 885 | 1080 |
| | | 3048TZCMMFMCF24NSN | 806 | 971 |
| | | 3054TZCMMFMCF24NSN | 839 | 1025 |
| | | 3060TZCMMFMCF24NSN | 872 | 1074 |
| | | 3066TZCMMFMCF24NSN | 911 | 1129 |
| | | 3072TZCMMFMCF24NSN | 937 | 1178 |
|  <ul style="list-style-type: none"> - Trapezoidal worksurface with 1 standard centered satin nickel grommet (HAPF); - Adjustable satin nickel "C" legs of 2-1/2" diameter with levelers; - One fixed 14" metal channel, satin nickel finish; - Fixed melamine modesty panel, 5/8" thick, 12" high with 2 satin nickel supports (SFM). <p>Center measurement for: 24" depth: 20-1/2" 30" depth: 25-3/4"</p> | <p>A B</p> | 2448TZCMMFMCA24NSN | 872 | 1020 |
| | | 2454TZCMMFMCA24NSN | 905 | 1059 |
| | | 2460TZCMMFMCA24NSN | 931 | 1103 |
| | | 2466TZCMMFMCA24NSN | 964 | 1151 |
| | | 2472TZCMMFMCA24NSN | 990 | 1192 |
| | | 3048TZCMMFMCA24NSN | 911 | 1080 |
| | | 3054TZCMMFMCA24NSN | 945 | 1138 |
| | | 3060TZCMMFMCA24NSN | 976 | 1184 |
| | | 3066TZCMMFMCA24NSN | 1017 | 1239 |
| | | 3072TZCMMFMCA24NSN | 1042 | 1288 |
| | | | | |
|  <ul style="list-style-type: none"> - Trapezoidal worksurface with 1 standard centered satin nickel grommet (HAPF); - Adjustable satin nickel "C" legs of 2-1/2" diameter with locking casters; - One fixed 14" metal channel, satin nickel finish; - Fixed melamine modesty panel, 5/8" thick, 12" high with 2 satin nickel supports (SFM). <p>Center measurement for: 24" depth: 20-1/2" 30" depth: 25-3/4"</p> | <p>A B</p> | 2448TZCMMFMCA24WFSN | 925 | 1074 |
| | | 2454TZCMMFMCA24WFSN | 958 | 1116 |
| | | 2460TZCMMFMCA24WFSN | 984 | 1156 |
| | | 2466TZCMMFMCA24WFSN | 1017 | 1204 |
| | | 2472TZCMMFMCA24WFSN | 1042 | 1247 |
| | | 3048TZCMMFMCA24WFSN | 964 | 1138 |
| | | 3054TZCMMFMCA24WFSN | 997 | 1192 |
| | | 3060TZCMMFMCA24WFSN | 1029 | 1239 |
| | | 3066TZCMMFMCA24WFSN | 1069 | 1295 |
| | | 3072TZCMMFMCA24WFSN | 1096 | 1343 |
| | | | | |

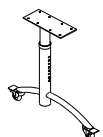
Addition per table for legs of 2-1/2" diameter and of 30" spread:



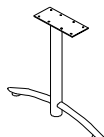
CF30NSN
CF30NBL
\$79 retail



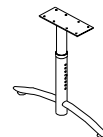
CA30NSN
CA30NBL
\$79 retail



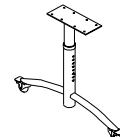
CA30WFSN
CA30WFBL
\$79 retail



TF30NSN
TF30NBL
\$79 retail



TA30NSN
TA30NBL
\$79 retail



TA30WFSN
TA30WFBL
\$79 retail

OPTION



Translucent plastic tie wrap of 8-1/2" to keep the wires in the channels.

** To order with a channel or a modesty MFME (quantity of 5 per bag).

TWTR

N/C

How to order?
2448TZCMMFMTF24N
 (AC / ACL) (SN / BL)

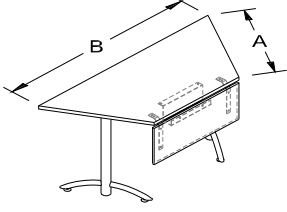
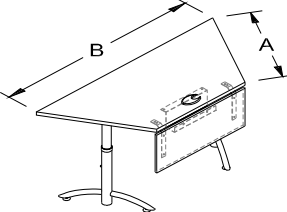
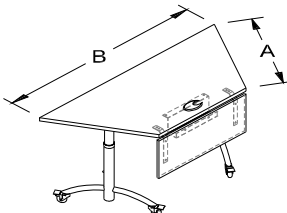
**TRAPEZOIDAL WORKSURFACE
 WITH FIXED MELAMINE
 MODESTY PANEL & FIXED
 METAL CHANNELS "CMMFM"**

IMPORTANT : The metal standard color is SATIN NICKEL "SN"

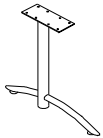
Also available in black : change **SN** to **BL**

EX : AC-2448TZCMMIMCA24ENSN for AC-2448TZCMMIMCA24ENBL

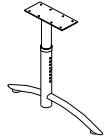
**** All legs, channels and modesty panels are installed with threaded metal-to metal connection. ****

| | PRODUCTS | CODES | FINISH | |
|---|-------------------|---------------------|--------|------|
| | | | AC | ACL |
|  <ul style="list-style-type: none"> - Trapezoidal worksurface with 1 standard centered satin nickel grommet (HAPF); - Fixed satin nickel "T" legs of 2-1/2" diameter with levelers; - One fixed 14" metal channel, satin nickel finish; - Fixed melamine modesty panel, 5/8" thick, 12" high with 2 satin nickel supports (SFM). <p>Center measurement for: 24" depth: 20-1/2" 30" depth: 25-3/4"</p> | <p>A B</p> | | | |
| | | 2448TZCMMFMTF24NSN | 715 | 855 |
| | | 2454TZCMMFMTF24NSN | 747 | 896 |
| | | 2460TZCMMFMTF24NSN | 774 | 938 |
| | | 2466TZCMMFMTF24NSN | 806 | 984 |
| | | 2472TZCMMFMTF24NSN | 833 | 1025 |
| | | 3048TZCMMFMTF24NSN | 755 | 916 |
| | | 3054TZCMMFMTF24NSN | 788 | 971 |
| | | 3060TZCMMFMTF24NSN | 819 | 1020 |
| | | 3066TZCMMFMTF24NSN | 859 | 1074 |
| | | 3072TZCMMFMTF24NSN | 885 | 1122 |
|  <ul style="list-style-type: none"> - Trapezoidal worksurface with 1 standard centered satin nickel grommet (HAPF); - Adjustable satin nickel "T" legs of 2-1/2" diameter with levelers; - One fixed 14" metal channel, satin nickel finish; - Fixed melamine modesty panel, 5/8" thick, 12" high with 2 satin nickel supports (SFM). <p>Center measurement for: 24" depth: 20-1/2" 30" depth: 25-3/4"</p> | | 2448TZCMMFMTA24NSN | 872 | 1020 |
| | | 2454TZCMMFMTA24NSN | 905 | 1059 |
| | | 2460TZCMMFMTA24NSN | 931 | 1103 |
| | | 2466TZCMMFMTA24NSN | 964 | 1151 |
| | | 2472TZCMMFMTA24NSN | 990 | 1192 |
| | | 3048TZCMMFMTA24NSN | 911 | 1080 |
| | | 3054TZCMMFMTA24NSN | 945 | 1138 |
| | | 3060TZCMMFMTA24NSN | 976 | 1184 |
| | | 3066TZCMMFMTA24NSN | 1017 | 1239 |
| | | 3072TZCMMFMTA24NSN | 1042 | 1288 |
| | | | | |
|  <ul style="list-style-type: none"> - Trapezoidal worksurface with 1 standard centered satin nickel grommet (HAPF); - Adjustable satin nickel "T" legs of 2-1/2" diameter with locking casters; - One fixed 14" metal channel, satin nickel finish; - Fixed melamine modesty panel, 5/8" thick, 12" high with 2 satin nickel supports (SFM). <p>Center measurement for: 24" depth: 20-1/2" 30" depth: 25-3/4"</p> | | 2448TZCMMFMTA24WFSN | 925 | 1074 |
| | | 2454TZCMMFMTA24WFSN | 958 | 1116 |
| | | 2460TZCMMFMTA24WFSN | 984 | 1156 |
| | | 2466TZCMMFMTA24WFSN | 1017 | 1204 |
| | | 2472TZCMMFMTA24WFSN | 1042 | 1247 |
| | | 3048TZCMMFMTA24WFSN | 964 | 1138 |
| | | 3054TZCMMFMTA24WFSN | 997 | 1192 |
| | | 3060TZCMMFMTA24WFSN | 1029 | 1239 |
| | | 3066TZCMMFMTA24WFSN | 1069 | 1295 |
| | | 3072TZCMMFMTA24WFSN | 1096 | 1343 |
| | | | | |

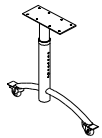
Addition per table for legs of 2-1/2" diameter and of 30" spread:



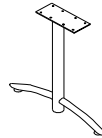
CF30NSN
CF30NBL
\$79 retail



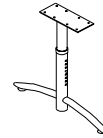
CA30NSN
CA30NBL
\$79 retail



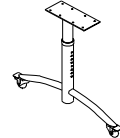
CA30WFSN
CA30WFB
\$79 retail



TF30NSN
TF30NBL
\$79 retail



TA30NSN
TA30NBL
\$79 retail



TA30WFSN
TA30WFB
\$79 retail

OPTION



Translucent plastic tie wrap of 8-1/2" to keep the wires in the channels.
**** To order with a channel or a modesty MFME (quantity of 5 per bag).**

TWTR

N/C

How to order?
2448REMFMECF24N
 (AC / ACL) (SN / BL)

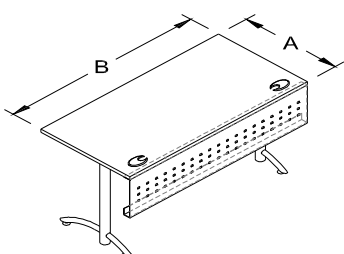
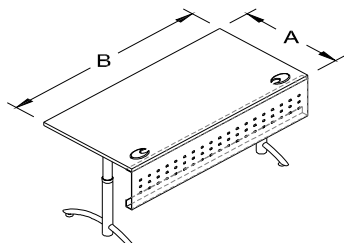
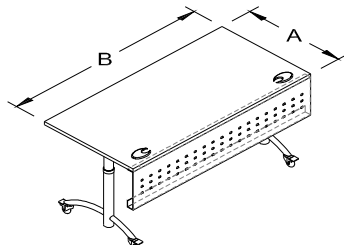
**RECTANGULAR WORKSURFACE
 WITH FIXED EMBOSSED
 MODESTY PANEL "MFME"**

IMPORTANT : The metal standard color is SATIN NICKEL "SN"


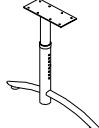
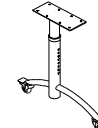
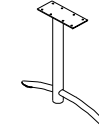
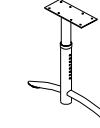
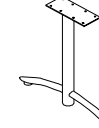
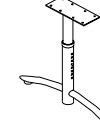
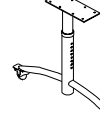
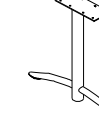
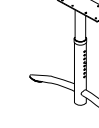
Also available in black : change **SN** to **BL**

EX : AC-2448REMFMECF24NSN for AC-2448REMFMECF24NBL

**** All legs, channels and modesty panels
 are installed installed with threaded
 metal-to metal connection.**

| | PRODUCTS | CODES | FINISH | |
|---|--|--------------------|--------|------|
| | | | AC | ACL |
|  | <ul style="list-style-type: none"> - Rectangular worksurface with two standard (HAPF) satin nickel grommets on each side; - Fixed satin nickel "C" legs of 2-1/2" diameter with levelers; - Fixed embossed metal modesty panel 12" high with integrated channel system. | A B | | |
| | | 2448REMFMECF24NSN | 774 | 916 |
| | | 2454REMFMECF24NSN | 806 | 965 |
| | | 2460REMFMECF24NSN | 839 | 1006 |
| | | 2466REMFMECF24NSN | 865 | 1053 |
| | | 2472REMFMECF24NSN | 919 | 1116 |
| | | 3048REMFMECF24NSN | 806 | 971 |
| | | 3054REMFMECF24NSN | 847 | 1033 |
| | | 3060REMFMECF24NSN | 880 | 1080 |
| | | 3066REMFMECF24NSN | 911 | 1129 |
| | | 3072REMFMECF24NSN | 964 | 1204 |
|  | <ul style="list-style-type: none"> - Rectangular worksurface with two standard (HAPF) satin nickel grommets on each side; - Adjustable satin nickel "C" legs of 2-1/2" diameter with levelers; - Fixed embossed metal modesty panel 12" high with integrated channel system. | 2448REMFMECA24NSN | 880 | 1025 |
| | | 2454REMFMECA24NSN | 911 | 1074 |
| | | 2460REMFMECA24NSN | 945 | 1116 |
| | | 2466REMFMECA24NSN | 971 | 1164 |
| | | 2472REMFMECA24NSN | 1023 | 1225 |
| | | 3048REMFMECA24NSN | 911 | 1080 |
| | | 3054REMFMECA24NSN | 951 | 1143 |
| | | 3060REMFMECA24NSN | 984 | 1192 |
| | | 3066REMFMECA24NSN | 1017 | 1239 |
| | | 3072REMFMECA24NSN | 1069 | 1317 |
|  | <ul style="list-style-type: none"> - Rectangular worksurface with two standard (HAPF) satin nickel grommets on each side; - Adjustable satin nickel "C" legs of 2-1/2" diameter with locking casters; - Fixed embossed metal modesty panel 12" high with integrated channel system. | 2448REMFMECA24WFSN | 931 | 1080 |
| | | 2454REMFMECA24WFSN | 964 | 1129 |
| | | 2460REMFMECA24WFSN | 997 | 1170 |
| | | 2466REMFMECA24WFSN | 1023 | 1220 |
| | | 2472REMFMECA24WFSN | 1075 | 1281 |
| | | 3048REMFMECA24WFSN | 964 | 1138 |
| | | 3054REMFMECA24WFSN | 1003 | 1198 |
| | | 3060REMFMECA24WFSN | 1037 | 1247 |
| | | 3066REMFMECA24WFSN | 1069 | 1295 |
| | | 3072REMFMECA24WFSN | 1122 | 1370 |

Addition per table for legs of 2-1/2" diameter and of 30" spread:

| | | | | | | | | | |
|---|---|---|---|---|---|--|---|---|---|
|  |  |  |  |  |  |  |  |  |  |
| CF30NSN CF30NBL \$79 retail | CA30NSN CA30NBL \$79 retail | CA30WFSN CA30WFBL \$79 retail | CF30ENSN CF30ENBL \$79 retail | CA30ENSN CA30ENBL \$79 retail | TF30NSN TF30NBL \$79 retail | TA30NSN TA30NBL \$79 retail | TA30WFSN TA30WFBL \$79 retail | TF30ENSN TF30ENBL \$79 retail | TA30ENSN TA30ENBL \$79 retail |

OPTION



Translucent plastic tie wrap of 8-1/2" to keep the wires in the channels.

** To order with a channel or a modesty MFME (quantity of 5 per bag).

TWTR

N/C



Black reinforcing bar 11 GA for tables of 60" and more without modesty or channel (sold separately).

* Non available for FT mecanism *

** No cpu or keyboard can be installed with the reinforcing bar. **

BST60

56

BST66

64

BST72

69

**** The reinforcing bar is available for rectangular surfaces and double convex surfaces ****

*** Add **BST** at the end of the code **Ex :** 3060RECF24NSNBST ***

How to order?
2448REMFMECA24EN
 (AC / ACL) (SN / BL)

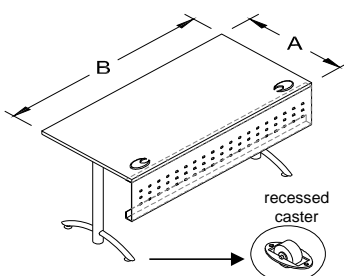
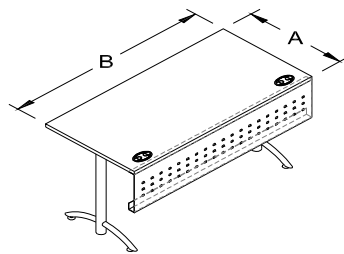
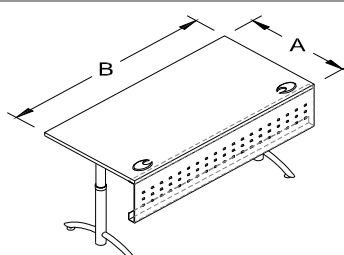
**RECTANGULAR WORKSURFACE
 WITH FIXED EMBOSSED
 MODESTY PANEL "MFME"**

IMPORTANT : The metal standard color is SATIN NICKEL "SN"

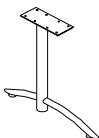
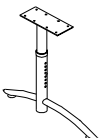
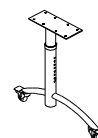



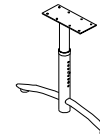
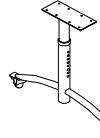
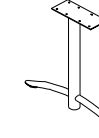
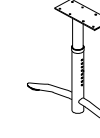
Also available in black : change **SN** to **BL**

EX : AC-2448REMFMECA24EN**SN** for AC-2448REMFMECA24EN**BL**

**** All legs, channels and modesty panels are installed with threaded metal-to metal connection. ****

| | PRODUCTS | CODES | FINISH | |
|---|--|----------------------------|--------|------|
| | | | AC | ACL |
|  | <ul style="list-style-type: none"> - Rectangular worksurface with two standard (HAPF) satin nickel grommets on each side; - Adjustable satin nickel "C" legs of 2-1/2" diameter with levelers & recessed casters; - Fixed embossed metal modesty panel 12" high with integrated channel system. | A B | | |
| | | 2448REMFMECA24EN SN | 931 | 1080 |
| | | 2454REMFMECA24EN SN | 964 | 1129 |
| | | 2460REMFMECA24EN SN | 997 | 1170 |
| | | 2466REMFMECA24EN SN | 1023 | 1220 |
| | | 2472REMFMECA24EN SN | 1075 | 1281 |
| | | 3048REMFMECA24EN SN | 964 | 1138 |
| | | 3054REMFMECA24EN SN | 1003 | 1198 |
| | | 3060REMFMECA24EN SN | 1037 | 1247 |
| | | 3066REMFMECA24EN SN | 1069 | 1295 |
| | | 3072REMFMECA24EN SN | 1122 | 1370 |
|  | <ul style="list-style-type: none"> - Rectangular worksurface with two standard (HAPF) satin nickel grommets on each side; - Fixed satin nickel "T" legs of 2-1/2" diameter with levelers; - Fixed embossed metal modesty panel 12" high with integrated channel system. | 2448REMFMETF24 NSN | 721 | 860 |
| | | 2454REMFMETF24 NSN | 755 | 908 |
| | | 2460REMFMETF24 NSN | 788 | 950 |
| | | 2466REMFMETF24 NSN | 814 | 999 |
| | | 2472REMFMETF24 NSN | 865 | 1059 |
| | | 3048REMFMETF24 NSN | 755 | 916 |
| | | 3054REMFMETF24 NSN | 793 | 978 |
| | | 3060REMFMETF24 NSN | 827 | 1025 |
|  | <ul style="list-style-type: none"> - Rectangular worksurface with two standard (HAPF) satin nickel grommets on each side; - Adjustable satin nickel "T" legs of 2-1/2" diameter with levelers; - Fixed embossed metal modesty panel 12" high with integrated channel system. | 2448REMFMETA24 NSN | 880 | 1025 |
| | | 2454REMFMETA24 NSN | 911 | 1074 |
| | | 2460REMFMETA24 NSN | 945 | 1116 |
| | | 2466REMFMETA24 NSN | 971 | 1164 |
| | | 2472REMFMETA24 NSN | 1023 | 1225 |
| | | 3048REMFMETA24 NSN | 911 | 1080 |
| | | 3054REMFMETA24 NSN | 951 | 1143 |
| | | 3060REMFMETA24 NSN | 984 | 1192 |
| | | 3066REMFMETA24 NSN | 1017 | 1239 |
| | | 3072REMFMETA24 NSN | 1069 | 1317 |

Addition per table for legs of 2-1/2" diameter and of 30" spread:

| | | | | | | | | | |
|---|---|---|---|---|---|--|---|---|---|
|  |  |  |  |  |  |  |  |  |  |
| CF30NSN CF30NBL \$79 retail | CA30NSN CA30NBL \$79 retail | CA30WFSN CA30WFBL \$79 retail | CF30ENSN CF30ENBL \$79 retail | CA30ENSN CA30ENBL \$79 retail | TF30NSN TF30NBL \$79 retail | TA30NSN TA30NBL \$79 retail | TA30WFSN TA30WFBL \$79 retail | TF30ENSN TF30ENBL \$79 retail | TA30ENSN TA30ENBL \$79 retail |

OPTION



Translucent plastic tie wrap of 8-1/2" to keep the wires in the channels.
**** To order with a channel or a modesty MFME (quantity of 5 per bag).**

TWTR

N/C



Black reinforcing bar 11 GA for tables of 60" and more without modesty or channel (sold separately).

*** Non available for FT mecanism ***

**** No cpu or keyboard can be installed with the reinforcing bar. ****

BST60

56

BST66

64

BST72

69

**** The reinforcing bar is available for rectangular surfaces and double convex surfaces ****

***** Add BST at the end of the code Ex : 3060RECF24NSNBST *****

How to order?
2448REMFMETA24WF
 (AC / ACL) (SN / BL)

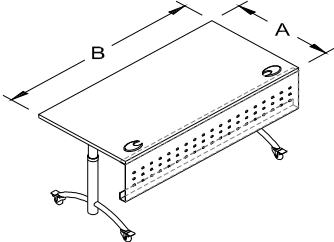
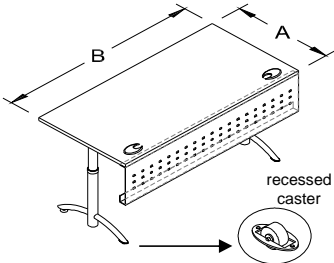
**RECTANGULAR WORKSURFACE
 WITH FIXED EMBOSSED
 MODESTY PANEL "MFME"**

IMPORTANT : The metal standard color is SATIN NICKEL "SN"

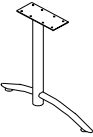
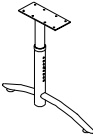
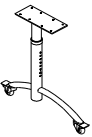
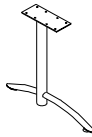
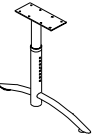
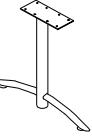
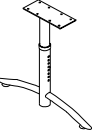
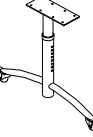
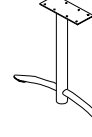
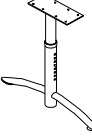
Also available in black : change **SN** to **BL**

EX : AC-2448REMFMETA24WFSN for AC-2448REMFMETA24WFBL

**** All legs, channels and modesty panels ****
 are installed installed with threaded
 metal-to metal connection.

| | PRODUCTS | CODES | FINISH | |
|---|--|--------------------|--------|------|
| | | | AC | ACL |
|  | <ul style="list-style-type: none"> - Rectangular worksurface with two standard (HAPF) satin nickel grommets on each side; - Adjustable satin nickel "T" legs of 2-1/2" diameter with locking casters; - Fixed embossed metal modesty panel 12" high with integrated channel system. | A B | | |
| | | 2448REMFMETA24WFSN | 931 | 1080 |
| | | 2454REMFMETA24WFSN | 964 | 1129 |
| | | 2460REMFMETA24WFSN | 997 | 1170 |
| | | 2466REMFMETA24WFSN | 1023 | 1220 |
| | | 2472REMFMETA24WFSN | 1075 | 1281 |
| | | 3048REMFMETA24WFSN | 964 | 1138 |
| | | 3054REMFMETA24WFSN | 1003 | 1198 |
| | | 3060REMFMETA24WFSN | 1037 | 1247 |
| | | 3066REMFMETA24WFSN | 1069 | 1295 |
| | | 3072REMFMETA24WFSN | 1122 | 1370 |
|  | <ul style="list-style-type: none"> - Rectangular worksurface with two standard (HAPF) satin nickel grommets on each side; - Adjustable satin nickel "T" legs of 2-1/2" diameter with levelers & recessed casters; - Fixed embossed metal modesty panel 12" high with integrated channel system. | 2448REMFMETA24ENSN | 931 | 1080 |
| | | 2454REMFMETA24ENSN | 964 | 1129 |
| | | 2460REMFMETA24ENSN | 997 | 1170 |
| | | 2466REMFMETA24ENSN | 1023 | 1220 |
| | | 2472REMFMETA24ENSN | 1075 | 1281 |
| | | 3048REMFMETA24ENSN | 964 | 1138 |
| | | 3054REMFMETA24ENSN | 1003 | 1198 |
| | | 3060REMFMETA24ENSN | 1037 | 1247 |
| | | 3066REMFMETA24ENSN | 1069 | 1295 |
| | | 3072REMFMETA24ENSN | 1122 | 1370 |

Addition per table for legs of 2-1/2" diameter and of 30" spread:

| | | | | | | | | | |
|---|---|---|---|---|---|--|---|---|---|
|  |  |  |  |  |  |  |  |  |  |
| CF30NSN CF30NBL \$79 retail | CA30NSN CA30NBL \$79 retail | CA30WFSN CA30WFBL \$79 retail | CF30ENSN CF30ENBL \$79 retail | CA30ENSN CA30ENBL \$79 retail | TF30NSN TF30NBL \$79 retail | TA30NSN TA30NBL \$79 retail | TA30WFSN TA30WFBL \$79 retail | TF30ENSN TF30ENBL \$79 retail | TA30ENSN TA30ENBL \$79 retail |

OPTION



Translucent plastic tie wrap of 8-1/2" to keep the wires in the channels.
 ** To order with a channel or a modesty MFME (quantity of 5 per bag).

TWTR N/C



Black reinforcing bar 11 GA for tables of 60" and more without modesty or channel (sold separately).

* Non available for FT mecanism *

** No cpu or keyboard can be installed with the reinforcing bar. **

BST60 56
BST66 64
BST72 69

**** The reinforcing bar is available for rectangular surfaces and double convex surfaces ****

*** Add **BST** at the end of the code **Ex :** 3060RECF24NSNBST ***

How to order?
_ 2448REMFMECF24EN _
 (AC / ACL) (SN / BL)

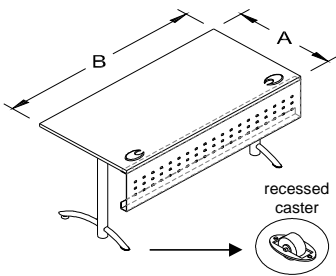
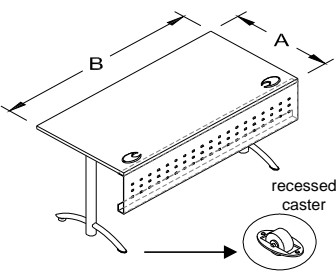
**RECTANGULAR WORKSURFACE
WITH FIXED EMBOSSED
MODESTY PANEL "MFME"**

IMPORTANT : The metal standard color is SATIN NICKEL "SN"



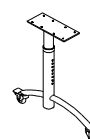



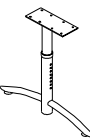
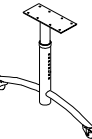
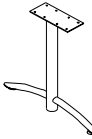
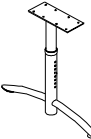
Also available in black : change **SN** to **BL**

EX : AC-2448REMFMECF24EN**SN** for AC-2448REMFMECF24EN**NBL**

**** All legs, channels and modesty panels ****
are installed installed with threaded
metal-to metal connection.

| | PRODUCTS | CODES | FINISH | |
|---|---|---------------------------|--------|------|
| | | | AC | ACL |
|  | <ul style="list-style-type: none"> - Rectangular worksurface with two standard (HAPF) satin nickel grommets on each side; - Fixed satin nickel "C" legs of 2-1/2" diameter with levelers & recessed casters; - Fixed embossed metal modesty panel 12" high with integrated channel system. | A B | | |
| | | 2448REMFMECF24ENSN | 893 | 1040 |
| | | 2454REMFMECF24ENSN | 925 | 1089 |
| | | 2460REMFMECF24ENSN | 958 | 1129 |
| | | 2466REMFMECF24ENSN | 984 | 1178 |
| | | 2472REMFMECF24ENSN | 1037 | 1239 |
| | | 3048REMFMECF24ENSN | 925 | 1094 |
| | | 3054REMFMECF24ENSN | 964 | 1156 |
| | | 3060REMFMECF24ENSN | 997 | 1204 |
| | | 3066REMFMECF24ENSN | 1029 | 1253 |
| | | 3072REMFMECF24ENSN | 1084 | 1329 |
|  | <ul style="list-style-type: none"> - Rectangular worksurface with two standard (HAPF) satin nickel grommets on each side; - Fixed satin nickel "T" legs of 2-1/2" diameter with levelers & recessed casters; - Fixed embossed metal modesty panel 12" high with integrated channel system. | 2448REMFMETF24ENSN | 747 | 889 |
| | | 2454REMFMETF24ENSN | 781 | 938 |
| | | 2460REMFMETF24ENSN | 814 | 978 |
| | | 2466REMFMETF24ENSN | 839 | 1025 |
| | | 2472REMFMETF24ENSN | 893 | 1089 |
| | | 3048REMFMETF24ENSN | 781 | 943 |
| | | 3054REMFMETF24ENSN | 819 | 1006 |
| | | 3060REMFMETF24ENSN | 853 | 1053 |
| | | 3066REMFMETF24ENSN | 885 | 1103 |
| | | 3072REMFMETF24ENSN | 937 | 1178 |

Addition per table for legs of 2-1/2" diameter and of 30" spread:

| | | | | | | | | | |
|---|---|---|---|---|---|--|---|---|---|
|  |  |  |  |  |  |  |  |  |  |
| CF30NSN CF30NBL \$79 retail | CA30NSN CA30NBL \$79 retail | CA30WFSN CA30WFBL \$79 retail | CF30ENSN CF30ENBL \$79 retail | CA30ENSN CA30ENBL \$79 retail | TF30NSN TF30NBL \$79 retail | TA30NSN TA30NBL \$79 retail | TA30WFSN TA30WFBL \$79 retail | TF30ENSN TF30ENBL \$79 retail | TA30ENSN TA30ENBL \$79 retail |

OPTION



Translucent plastic tie wrap of 8-1/2" to keep the wires in the channels.
**** To order with a channel or a modesty MFME (quantity of 5 per bag).**

TWTR **N/C**



Black reinforcing bar 11 GA for tables of 60" and more without modesty or channel (sold separately).

*** Non available for FT mecanism ***

**** No cpu or keyboard can be installed with the reinforcing bar. ****

BST60 56
BST66 64
BST72 69

**** The reinforcing bar is available for rectangular surfaces and double convex surfaces ****

***** Add BST at the end of the code Ex : 3060RECF24NSNBST *****

How to order?
242748RXMLFMECF24N
 (AC / ACL) (SN / BL)

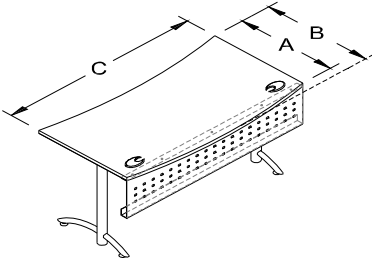
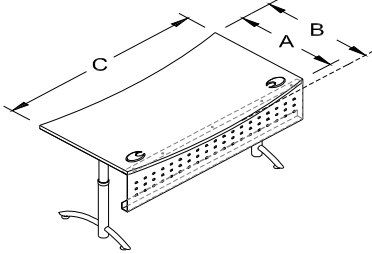
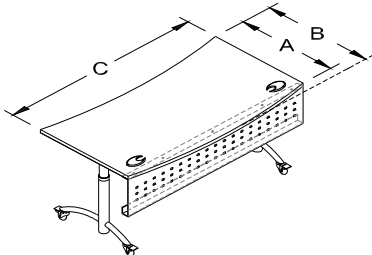
**DOUBLE CONVEX WORKSURFACE
 WITH FIXED EMBOSSED
 MODESTY PANEL "MFME"**

IMPORTANT : The metal standard color is SATIN NICKEL "SN"



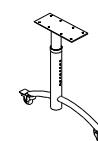

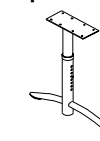
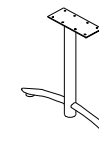
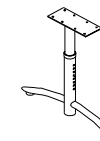
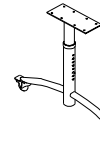
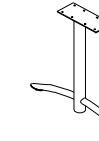
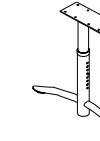
Also available in black : change **SN** to **BL**

EX : AC-2448RXMLFMECF24NSN for AC-2448RXMLFMECF24NBL

**** All legs, channels and modesty panels ****
 are installed with threaded
 metal-to metal connection.

| | PRODUCTS | CODES | FINISH | |
|---|--|-----------------------|--------|------|
| | | | AC | ACL |
|  | <ul style="list-style-type: none"> - Double convex worksurface with two standard (HAPF) satin nickel grommets on each side; - Fixed satin nickel "C" legs of 2-1/2" diameter with levelers; - Fixed embossed metal modesty panel 12" high with integrated channel system. | A B C | | |
| | | 242748RXMLFMECF24NSN | 801 | 943 |
| | | 242754RXMLFMECF24NSN | 839 | 992 |
| | | 242760RXMLFMECF24NSN | 872 | 1040 |
| | | 242766RXMLFMECF24NSN | 905 | 1089 |
| | | 242772RXMLFMECF24NSN | 958 | 1156 |
| | | 303348RXMLFMECF24NSN | 839 | 1006 |
| | | 303354RXMLFMECF24NSN | 880 | 1068 |
| | | 303360RXMLFMECF24NSN | 919 | 1122 |
| | | 303366RXMLFMECF24NSN | 958 | 1178 |
|  | <ul style="list-style-type: none"> - Double convex worksurface with two standard (HAPF) satin nickel grommets on each side; - Adjustable satin nickel "C" legs of 2-1/2" diameter with levelers; - Fixed embossed metal modesty panel 12" high with integrated channel system. | 242748RXMLFMECA24NSN | 905 | 1053 |
| | | 242754RXMLFMECA24NSN | 945 | 1103 |
| | | 242760RXMLFMECA24NSN | 976 | 1151 |
| | | 242766RXMLFMECA24NSN | 1009 | 1198 |
| | | 242772RXMLFMECA24NSN | 1063 | 1267 |
| | | 303348RXMLFMECA24NSN | 945 | 1116 |
| | | 303354RXMLFMECA24NSN | 984 | 1178 |
| | | 303360RXMLFMECA24NSN | 1023 | 1233 |
| | | 303366RXMLFMECA24NSN | 1063 | 1288 |
| | | 303372RXMLFMECA24NSN | 1114 | 1364 |
|  | <ul style="list-style-type: none"> - Double convex worksurface with two standard (HAPF) satin nickel grommets on each side; - Adjustable satin nickel "C" legs of 2-1/2" diameter with locking casters; - Fixed embossed metal modesty panel 12" high with integrated channel system. | 242748RXMLFMECA24WFSN | 958 | 1109 |
| | | 242754RXMLFMECA24WFSN | 997 | 1156 |
| | | 242760RXMLFMECA24WFSN | 1029 | 1204 |
| | | 242766RXMLFMECA24WFSN | 1063 | 1253 |
| | | 242772RXMLFMECA24WFSN | 1114 | 1322 |
| | | 303348RXMLFMECA24WFSN | 997 | 1170 |
| | | 303354RXMLFMECA24WFSN | 1037 | 1233 |
| | | 303360RXMLFMECA24WFSN | 1075 | 1288 |
| | | 303366RXMLFMECA24WFSN | 1114 | 1343 |
| | | 303372RXMLFMECA24WFSN | 1167 | 1419 |

Addition per table for legs of 2-1/2" diameter and of 30" spread:

| | | | | | | | | | |
|---|---|---|---|---|---|--|---|---|---|
|  |  |  |  |  |  |  |  |  |  |
| CF30NSN CF30NBL \$79 retail | CA30NSN CA30NBL \$79 retail | CA30WFSN CA30WFBL \$79 retail | CF30ENSN CF30ENBL \$79 retail | CA30ENSN CA30ENBL \$79 retail | TF30NSN TF30NBL \$79 retail | TA30NSN TA30NBL \$79 retail | TA30WFSN TA30WFBL \$79 retail | TF30ENSN TF30ENBL \$79 retail | TA30ENSN TA30ENBL \$79 retail |

OPTION



Translucent plastic tie wrap of 8-1/2" to keep the wires in the channels.
 ** To order with a channel or a modesty MFME (quantity of 5 per bag).

TWTR

N/C



Black reinforcing bar 11 GA for tables of 60" and more without modesty or channel (sold separately).

* Non available for FT mecanism *

** No cpu or keyboard can be installed with the reinforcing bar. **

BST60

56

BST66

64

BST72

69

**** The reinforcing bar is available for rectangular surfaces and double convex surfaces ****

*** Add **BST** at the end of the code **Ex :** 3060RECF24NSNBST ***

How to order?
242748RXMFMECA24EN
 (AC / ACL) (SN / BL)

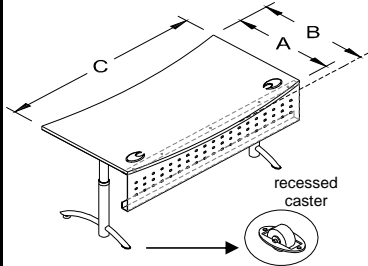
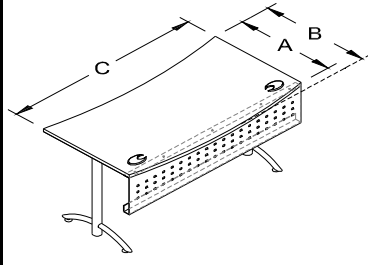
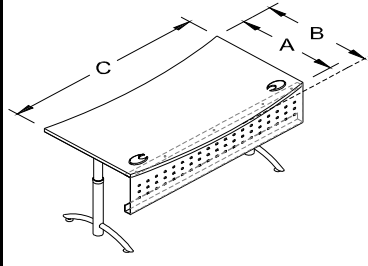
**DOUBLE CONVEX WORKSURFACE
 WITH FIXED EMBOSSED
 MODESTY PANEL "MFME"**

IMPORTANT : The metal standard color is SATIN NICKEL "SN"

Also available in black : change **SN** to **BL**

EX : AC-2448RXMFMECA24EN**SN** for AC-2448RXMFMECA24EN**NBL**

**** All legs, channels and modesty panels ****
are installed with threaded
metal-to metal connection.

| | PRODUCTS | CODES | FINISH | |
|---|---------------------|---------------------------------------|--------|------|
| | | | AC | ACL |
|  <p>- Double convex worksurface with two standard (HAPF) satin nickel grommets on each side; - Adjustable satin nickel "C" legs of 2-1/2" diameter with levelers & recessed casters; - Fixed embossed metal modesty panel 12" high with integrated channel system.</p> | <p>A B C</p> | | | |
| | | 242748RXMFMECA24EN SN | 958 | 1109 |
| | | 242754RXMFMECA24EN SN | 997 | 1156 |
| | | 242760RXMFMECA24EN SN | 1029 | 1204 |
| | | 242766RXMFMECA24EN SN | 1063 | 1253 |
| | | 242772RXMFMECA24EN SN | 1114 | 1322 |
| | | 303348RXMFMECA24EN SN | 997 | 1170 |
| | | 303354RXMFMECA24EN SN | 1037 | 1233 |
| | | 303360RXMFMECA24EN SN | 1075 | 1288 |
| | | 303366RXMFMECA24EN SN | 1114 | 1343 |
|  <p>- Double convex worksurface with two standard (HAPF) satin nickel grommets on each side; - Fixed satin nickel "T" legs of 2-1/2" diameter with levelers; - Fixed embossed metal modesty panel 12" high with integrated channel system.</p> | | 242748RXMFME TF 24EN SN | 747 | 889 |
| | | 242754RXMFME TF 24EN SN | 788 | 938 |
| | | 242760RXMFME TF 24EN SN | 819 | 984 |
| | | 242766RXMFME TF 24EN SN | 853 | 1033 |
| | | 242772RXMFME TF 24EN SN | 905 | 1103 |
| | | 303348RXMFME TF 24EN SN | 788 | 950 |
| | | 303354RXMFME TF 24EN SN | 827 | 1012 |
| | | 303360RXMFME TF 24EN SN | 865 | 1068 |
| | | 303366RXMFME TF 24EN SN | 905 | 1122 |
| | | 303372RXMFME TF 24EN SN | 958 | 1198 |
|  <p>- Double convex worksurface with two standard (HAPF) satin nickel grommets on each side; - Adjustable satin nickel "T" legs of 2-1/2" diameter with levelers; - Fixed embossed metal modesty panel 12" high with integrated channel system.</p> | | 242748RXMFME TA 24EN SN | 905 | 1053 |
| | | 242754RXMFME TA 24EN SN | 945 | 1103 |
| | | 242760RXMFME TA 24EN SN | 976 | 1151 |
| | | 242766RXMFME TA 24EN SN | 1009 | 1198 |
| | | 242772RXMFME TA 24EN SN | 1063 | 1267 |
| | | 303348RXMFME TA 24EN SN | 945 | 1116 |
| | | 303354RXMFME TA 24EN SN | 984 | 1178 |
| | | 303360RXMFME TA 24EN SN | 1023 | 1233 |
| | | 303366RXMFME TA 24EN SN | 1063 | 1288 |
| | | 303372RXMFME TA 24EN SN | 1114 | 1364 |

Addition per table for legs of 2-1/2" diameter and of 30" spread:

| | | | | | | | | | |
|-----------------------------------|-----------------------------------|-------------------------------------|-------------------------------------|-------------------------------------|-----------------------------------|-----------------------------------|-------------------------------------|-------------------------------------|-------------------------------------|
| | | | | | | | | | |
| CF30NSN CF30NBL \$79 retail | CA30NSN CA30NBL \$79 retail | CA30WFSN CA30WFBL \$79 retail | CF30ENSN CF30ENBL \$79 retail | CA30ENSN CA30ENBL \$79 retail | TF30NSN TF30NBL \$79 retail | TA30NSN TA30NBL \$79 retail | TA30WFSN TA30WFBL \$79 retail | TF30ENSN TF30ENBL \$79 retail | TA30ENSN TA30ENBL \$79 retail |

OPTION



Translucent plastic tie wrap of 8-1/2" to keep the wires in the channels.
**** To order with a channel or a modesty MFME (quantity of 5 per bag).**

TWTR **N/C**



Black reinforcing bar 11 GA for tables of 60" and more without modesty or channel (sold separately).
*** Non available for FT mecanism ***
**** No cpu or keyboard can be installed with the reinforcing bar. ****

BST60 56
BST66 64
BST72 69

**** The reinforcing bar is available for rectangular surfaces and double convex surfaces ****

***** Add BST at the end of the code Ex : 3060RECF24NSNBST *****

How to order?
242748RXMFMETA24WF
 (AC / ACL) (SN / BL)

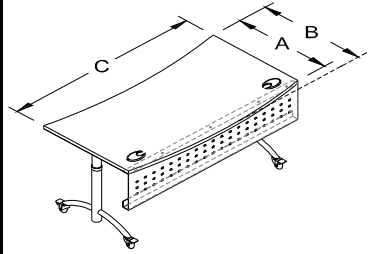
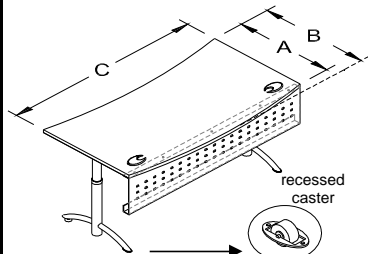
**DOUBLE CONVEX WORKSURFACE
 WITH FIXED EMBOSSED
 MODESTY PANEL "MFME"**

IMPORTANT : The metal standard color is SATIN NICKEL "SN"


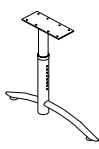
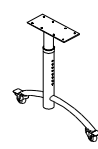
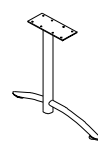
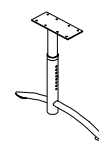
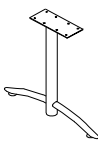
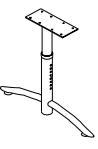
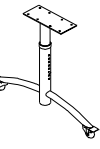
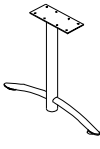
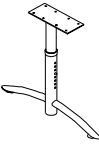
Also available in black : change **SN** to **BL**

EX : AC-2448RXMFMETA24WFSN for AC-2448RXMFMETA24WFBL

**** All legs, channels and modesty panels ****
are installed with threaded
metal-to metal connection.

| | PRODUCTS | CODES | FINISH | |
|--|---|----------------------|--------|------|
| | | | AC | ACL |
|  | <ul style="list-style-type: none"> - Double convex work surface with two standard (HAPF) satin nickel grommets on each side; - Adjustable satin nickel "T" legs of 2-1/2" diameter with locking casters; - Fixed embossed metal modesty panel 12" high with integrated channel system. | A B C | | |
| | | 242748RXMFMETA24WFSN | 958 | 1109 |
| | | 242754RXMFMETA24WFSN | 997 | 1156 |
| | | 242760RXMFMETA24WFSN | 1029 | 1204 |
| | | 242766RXMFMETA24WFSN | 1063 | 1253 |
| | | 242772RXMFMETA24WFSN | 1114 | 1322 |
| | | 303348RXMFMETA24WFSN | 997 | 1170 |
| | | 303354RXMFMETA24WFSN | 1037 | 1233 |
| | | 303360RXMFMETA24WFSN | 1075 | 1288 |
| | | 303366RXMFMETA24WFSN | 1114 | 1343 |
| | | 303372RXMFMETA24WFSN | 1167 | 1419 |
|  | <ul style="list-style-type: none"> - Double convex work surface with two standard (HAPF) satin nickel grommets on each side; - Adjustable satin nickel "T" legs of 2-1/2" diameter with levelers & recessed casters; - Fixed embossed metal modesty panel 12" high with integrated channel system. | 242748RXMFMETA24ENSN | 958 | 1109 |
| | | 242754RXMFMETA24ENSN | 997 | 1156 |
| | | 242760RXMFMETA24ENSN | 1029 | 1204 |
| | | 242766RXMFMETA24ENSN | 1063 | 1253 |
| | | 242772RXMFMETA24ENSN | 1114 | 1322 |
| | | 303348RXMFMETA24ENSN | 997 | 1170 |
| | | 303354RXMFMETA24ENSN | 1037 | 1233 |
| | | 303360RXMFMETA24ENSN | 1075 | 1288 |
| | | 303366RXMFMETA24ENSN | 1114 | 1343 |
| | | 303372RXMFMETA24ENSN | 1167 | 1419 |

Addition per table for legs of 2-1/2" diameter and of 30" spread:

| | | | | | | | | | |
|---|---|---|---|---|---|--|---|---|---|
|  |  |  |  |  |  |  |  |  |  |
| CF30NSN CF30NBL \$79 retail | CA30NSN CA30NBL \$79 retail | CA30WFSN CA30WFBL \$79 retail | CF30ENSN CF30ENBL \$79 retail | CA30ENSN CA30ENBL \$79 retail | TF30NSN TF30NBL \$79 retail | TA30NSN TA30NBL \$79 retail | TA30WFSN TA30WFBL \$79 retail | TF30ENSN TF30ENBL \$79 retail | TA30ENSN TA30ENBL \$79 retail |

OPTION



Translucent plastic tie wrap of 8-1/2" to keep the wires in the channels.
**** To order with a channel or a modesty MFME (quantity of 5 per bag).**

TWTR **N/C**



Black reinforcing bar 11 GA for tables of 60" and more without modesty or channel (sold separately).
*** Non available for FT mecanism ***
**** No cpu or keyboard can be installed with the reinforcing bar. ****

BST60 56
BST66 64
BST72 69

**** The reinforcing bar is available for rectangular surfaces and double convex surfaces ****

***** Add BST at the end of the code Ex : 3060RECF24NSNBST *****

How to order?
242748RXXMFMECF24EN
 (AC / ACL) (SN / BL)

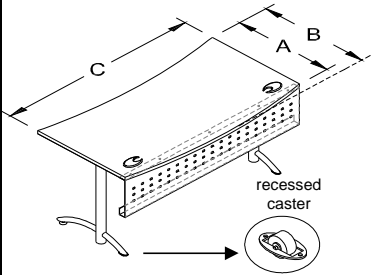
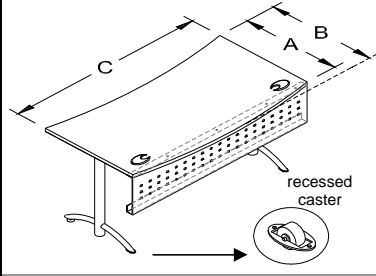
**DOUBLE CONVEX WORKSURFACE
 WITH FIXED EMBOSSED
 MODESTY PANEL "MFME"**

IMPORTANT : The metal standard color is SATIN NICKEL "SN"


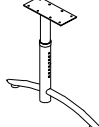
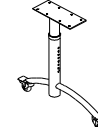

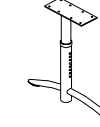
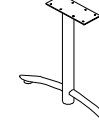
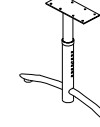
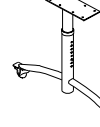
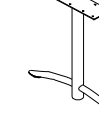
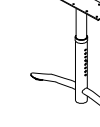
Also available in black : change **SN** to **BL**

EX : AC-2448RXXMFMECF24EN**SN** for AC-2448RXXMFMECF24EN**NBL**

**** All legs, channels and modesty panels are installed with threaded metal-to metal connection. ****

| | PRODUCTS | CODES | FINISH | |
|--|---|-------------------------------|--------|------|
| | | | AC | ACL |
|  | <ul style="list-style-type: none"> - Double convex worksurface with two standard (HAPF) satin nickel grommets on each side; - Fixed satin nickel "C" legs of 2-1/2" diameter with levelers & recessed casters; - Fixed embossed metal modesty panel 12" high with integrated channel system. | A B C | | |
| | | 242748RXXMFMECF24EN SN | 919 | 1068 |
| | | 242754RXXMFMECF24EN SN | 958 | 1116 |
| | | 242760RXXMFMECF24EN SN | 990 | 1164 |
| | | 242766RXXMFMECF24EN SN | 1023 | 1213 |
| | | 242772RXXMFMECF24EN SN | 1075 | 1281 |
| | | 303348RXXMFMECF24EN SN | 958 | 1129 |
| | | 303354RXXMFMECF24EN SN | 997 | 1192 |
| | | 303360RXXMFMECF24EN SN | 1037 | 1247 |
| | | 303366RXXMFMECF24EN SN | 1075 | 1301 |
|  | <ul style="list-style-type: none"> - Double convex worksurface with two standard (HAPF) satin nickel grommets on each side; - Fixed satin nickel "T" legs of 2-1/2" diameter with levelers & recessed casters; - Fixed embossed metal modesty panel 12" high with integrated channel system. | 242748RXXMFMETF24EN SN | 774 | 916 |
| | | 242754RXXMFMETF24EN SN | 814 | 965 |
| | | 242760RXXMFMETF24EN SN | 847 | 1012 |
| | | 242766RXXMFMETF24EN SN | 880 | 1059 |
| | | 242772RXXMFMETF24EN SN | 931 | 1129 |
| | | 303348RXXMFMETF24EN SN | 814 | 978 |
| | | 303354RXXMFMETF24EN SN | 853 | 1040 |
| | | 303360RXXMFMETF24EN SN | 893 | 1094 |
| | | 303366RXXMFMETF24EN SN | 931 | 1151 |
| | | 303372RXXMFMETF24EN SN | 984 | 1225 |

Addition per table for legs of 2-1/2" diameter and of 30" spread:

| | | | | | | | | | |
|---|---|---|---|---|---|--|---|---|---|
|  |  |  |  |  |  |  |  |  |  |
| CF30NSN CF30NBL \$79 retail | CA30NSN CA30NBL \$79 retail | CA30WFSN CA30WFBL \$79 retail | CF30ENSN CF30ENBL \$79 retail | CA30ENSN CA30ENBL \$79 retail | TF30NSN TF30NBL \$79 retail | TA30NSN TA30NBL \$79 retail | TA30WFSN TA30WFBL \$79 retail | TF30ENSN TF30ENBL \$79 retail | TA30ENSN TA30ENBL \$79 retail |

OPTION



Translucent plastic tie wrap of 8-1/2" to keep the wires in the channels.
**** To order with a channel or a modesty MFME (quantity of 5 per bag).**

TWTR

N/C



Black reinforcing bar 11 GA for tables of 60" and more without modesty or channel (sold separately).
*** Non available for FT mecanism ***
**** No cpu or keyboard can be installed with the reinforcing bar. ****

BST60

56

BST66

64

BST72

69

**** The reinforcing bar is available for rectangular surfaces and double convex surfaces ****

***** Add BST at the end of the code Ex : 3060RECF24NSNBST *****

How to order?
3048RECMMIMCF24N
 (AC / ACL) (SN / BL)

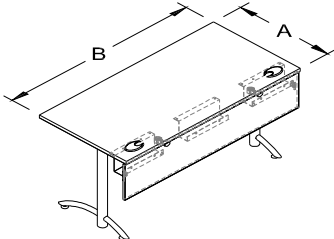
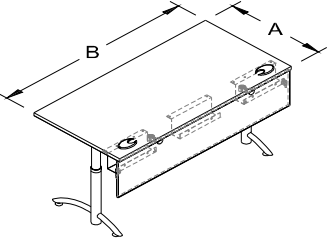
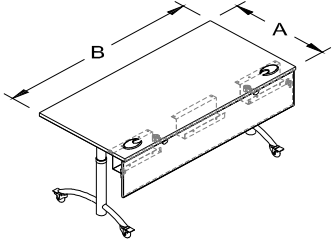
**RECTANGULAR WORKSURFACE
 WITH TILTING MELAMINE
 MODESTY PANEL "CMMIM"**

IMPORTANT : The metal standard color is SATIN NICKEL "SN"

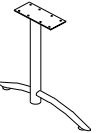
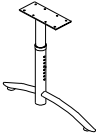
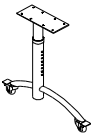

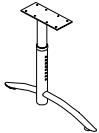
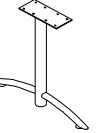
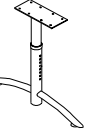
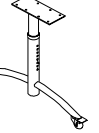
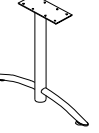
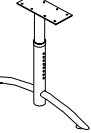
Also available in black : change **SN** to **BL**

EX : AC-2448RECMMIMCF24NSN for AC-2448RECMMIMCF24NBL

**** All legs, channels and modesty panels ****
are installed with threaded
metal-to metal connection.

| | PRODUCTS | CODES | FINISH | |
|---|---|---------------------|--------|------|
| | | | AC | ACL |
|  | <ul style="list-style-type: none"> - Rectangular worksurface with two standard (HAPF) satin nickel grommets on each side; - Fixed satin nickel "C" legs of 2-1/2" diameter with levelers; - Fixed 14" metal channels, satin nickel finish; 48", 54" = 2 channels 60", 66" et 72" = 3 channels - Tilting melamine modesty panel, 5/8" thick, 12" high with 2 plastic latches and 2 hinges. | A B | | |
| | | 3048RECMMIMCF24NSN | 990 | 1164 |
| | | 3054RECMMIMCF24NSN | 1023 | 1220 |
| | | 3060RECMMIMCF24NSN | 1050 | 1260 |
| | | 3066RECMMIMCF24NSN | 1084 | 1307 |
| | | 3072RECMMIMCF24NSN | 1109 | 1357 |
|  | <ul style="list-style-type: none"> - Rectangular worksurface with two standard (HAPF) satin nickel grommets on each side; - Adjustable satin nickel "C" legs of 2-1/2" diameter with levelers; - Fixed 14" metal channels, satin nickel finish; 48", 54" = 2 channels 60", 66" et 72" = 3 channels - Tilting melamine modesty panel, 5/8" thick, 12" high with 2 plastic latches and 2 hinges. | 3048RECMMIMCA24NSN | 1096 | 1274 |
| | | 3054RECMMIMCA24NSN | 1128 | 1329 |
| | | 3060RECMMIMCA24NSN | 1155 | 1370 |
| | | 3066RECMMIMCA24NSN | 1188 | 1419 |
| | | 3072RECMMIMCA24NSN | 1213 | 1467 |
|  | <ul style="list-style-type: none"> - Rectangular worksurface with two standard (HAPF) satin nickel grommets on each side; - Adjustable satin nickel "C" legs of 2-1/2" diameter with locking casters; - Fixed 14" metal channels, satin nickel finish; 48", 54" = 2 channels 60", 66" et 72" = 3 channels - Tilting melamine modesty panel, 5/8" thick, 12" high with 2 plastic latches and 2 hinges. | 3048RECMMIMCA24WFSN | 1147 | 1329 |
| | | 3054RECMMIMCA24WFSN | 1180 | 1383 |
| | | 3060RECMMIMCA24WFSN | 1207 | 1426 |
| | | 3066RECMMIMCA24WFSN | 1239 | 1474 |
| | | 3072RECMMIMCA24WFSN | 1266 | 1521 |

Addition per table for legs of 2-1/2" diameter and of 30" spread:

| | | | | | | | | | |
|---|---|---|---|---|---|--|---|---|---|
|  |  |  |  |  |  |  |  |  |  |
| CF30NSN CF30NBL \$79 retail | CA30NSN CA30NBL \$79 retail | CA30WFSN CA30WFBL \$79 retail | CF30ENSN CF30ENBL \$79 retail | CA30ENSN CA30ENBL \$79 retail | TF30NSN TF30NBL \$79 retail | TA30NSN TA30NBL \$79 retail | TA30WFSN TA30WFBL \$79 retail | TF30ENSN TF30ENBL \$79 retail | TA30ENSN TA30ENBL \$79 retail |

OPTION



Translucent plastic tie wrap of 8-1/2" to keep the wires in the channels.
**** To order with a channel or a modesty MFME (quantity of 5 per bag).**

TWTR **N/C**



Black reinforcing bar 11 GA for tables of 60" and more without modesty or channel (sold separately).
*** Non available for FT mecanism ***
**** No cpu or keyboard can be installed with the reinforcing bar. ****

BST60 56
BST66 64
BST72 69

**** The reinforcing bar is available for rectangular surfaces and double convex surfaces ****

***** Add BST at the end of the code Ex : 3060RECF24NSNBST *****

How to order?
3048RECMMIMCA24EN
 (AC / ACL) (SN / BL)

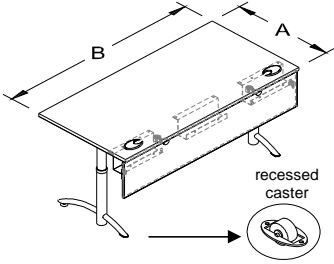
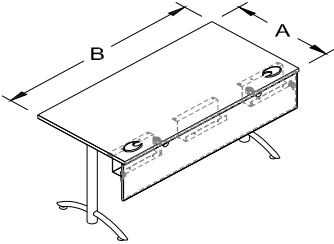
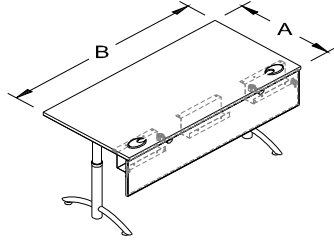
**RECTANGULAR WORKSURFACE
 WITH TILTING MELAMINE
 MODESTY PANEL "CMMIM"**

IMPORTANT : The metal standard color is SATIN NICKEL "SN"

Also available in black : change **SN** to **BL**

EX : AC-2448RECMMIMCA24EN**SN** for AC-2448RECMMIMCA24EN**NBL**

**** All legs, channels and modesty panels ****
are installed with threaded
metal-to metal connection.

| | PRODUCTS | CODES | FINISH | |
|---|---|-----------------------------|--------|------|
| | | | AC | ACL |
|  | <ul style="list-style-type: none"> - Rectangular worksurface with two standard (HAPF) satin nickel grommets on each side; - Adjustable satin nickel "C" legs of 2-1/2" diameter with levelers & recessed casters; - Fixed 14" metal channels, satin nickel finish; 48", 54" = 2 channels 60", 66" et 72" = 3 channels - Tilting melamine modesty panel, 5/8" thick, 12" high with 2 plastic latches and 2 hinges. | A B | | |
| | | 3048RECMMIMCA24EN SN | 1147 | 1329 |
| | | 3054RECMMIMCA24EN SN | 1180 | 1383 |
| | | 3060RECMMIMCA24EN SN | 1207 | 1426 |
| | | 3066RECMMIMCA24EN SN | 1239 | 1474 |
| | | 3072RECMMIMCA24EN SN | 1266 | 1521 |
|  | <ul style="list-style-type: none"> - Rectangular worksurface with two standard (HAPF) satin nickel grommets on each side; - Fixed satin nickel "T" legs of 2-1/2" diameter with levelers; - Fixed 14" metal channels, satin nickel finish; 48", 54" = 2 channels 60", 66" et 72" = 3 channels - Tilting melamine modesty panel, 5/8" thick, 12" high with 2 plastic latches and 2 hinges. | 2448RECMMIMTF24 NSN | 905 | 1053 |
| | | 2454RECMMIMTF24 NSN | 931 | 1094 |
| | | 2460RECMMIMTF24 NSN | 958 | 1129 |
| | | 2466RECMMIMTF24 NSN | 984 | 1178 |
| | | 2472RECMMIMTF24 NSN | 1009 | 1213 |
| | | 3048RECMMIMTF24 NSN | 937 | 1109 |
| | | 3054RECMMIMTF24 NSN | 971 | 1164 |
| | | 3060RECMMIMTF24 NSN | 997 | 1204 |
|  | <ul style="list-style-type: none"> - Rectangular worksurface with two standard (HAPF) satin nickel grommets on each side; - Adjustable satin nickel "T" legs of 2-1/2" diameter with levelers; - Fixed 14" metal channels, satin nickel finish; 48", 54" = 2 channels 60", 66" et 72" = 3 channels - Tilting melamine modesty panel, 5/8" thick, 12" high with 2 plastic latches and 2 hinges. | 2448RECMMIMTA24 NSN | 1063 | 1220 |
| | | 2454RECMMIMTA24 NSN | 1089 | 1260 |
| | | 2460RECMMIMTA24 NSN | 1114 | 1295 |
| | | 2466RECMMIMTA24 NSN | 1141 | 1343 |
| | | 2472RECMMIMTA24 NSN | 1167 | 1378 |
| | | 3048RECMMIMTA24 NSN | 1096 | 1274 |
| | | 3054RECMMIMTA24 NSN | 1128 | 1329 |
| | | 3060RECMMIMTA24 NSN | 1155 | 1370 |
| | | 3066RECMMIMTA24 NSN | 1188 | 1419 |
| | | 3072RECMMIMTA24 NSN | 1213 | 1467 |

Addition per table for legs of 2-1/2" diameter and of 30" spread:

| | | | | | | | | | |
|-----------------------------------|-----------------------------------|-------------------------------------|-------------------------------------|-------------------------------------|-----------------------------------|-----------------------------------|-------------------------------------|-------------------------------------|-------------------------------------|
| | | | | | | | | | |
| CF30NSN CF30NBL \$79 retail | CA30NSN CA30NBL \$79 retail | CA30WFSN CA30WFBL \$79 retail | CF30ENSN CF30ENBL \$79 retail | CA30ENSN CA30ENBL \$79 retail | TF30NSN TF30NBL \$79 retail | TA30NSN TA30NBL \$79 retail | TA30WFSN TA30WFBL \$79 retail | TF30ENSN TF30ENBL \$79 retail | TA30ENSN TA30ENBL \$79 retail |

OPTION



Translucent plastic tie wrap of 8-1/2" to keep the wires in the channels.
**** To order with a channel or a modesty MFME (quantity of 5 per bag).**

TWTR **N/C**



Black reinforcing bar 11 GA for tables of 60" and more without modesty or channel (sold separately).
*** Non available for FT mecanism ***
**** No cpu or keyboard can be installed with the reinforcing bar. ****

BST60 56
BST66 64
BST72 69

**** The reinforcing bar is available for rectangular surfaces and double convex surfaces ****

***** Add BST at the end of the code Ex : 3060RECF24NSNBST *****

How to order?
2448RECMIMTA24WF
 (AC / ACL) (SN / BL)

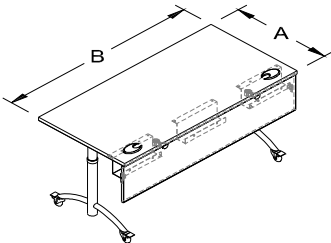
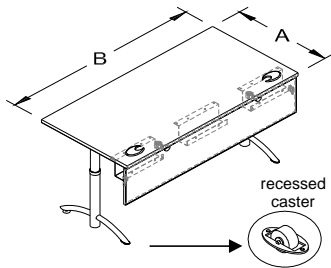
**RECTANGULAR WORKSURFACE
 WITH TILTING MELAMINE
 MODESTY PANEL "CMMIM"**

IMPORTANT : The metal standard color is SATIN NICKEL "SN"

Also available in black : change **SN** to **BL**

EX : AC-2448RECMIMTA24WFSN for AC-2448RECMIMTA24WFB

**** All legs, channels and modesty panels ****
 are installed installed with threaded
 metal-to metal connection.

| | PRODUCTS | CODES | FINISH | |
|--|--|--------------------|--------|------|
| | | | AC | ACL |
|  | <ul style="list-style-type: none">- Rectangular worksurface with two standard (HAPF) satin nickel grommets on each side;- Adjustable satin nickel "T" legs of 2-1/2" diameter with locking casters;- Fixed 14" metal channels, satin nickel finish; 48", 54" = 2 channels 60", 66" et 72" = 3 channels- Tilting melamine modesty panel, 5/8" thick, 12" high with 2 plastic latches and 2 hinges. | A B | | |
| | | 2448RECMIMTA24WFSN | 1114 | 1274 |
| | | 2454RECMIMTA24WFSN | 1141 | 1317 |
| | | 2460RECMIMTA24WFSN | 1167 | 1348 |
| | | 2466RECMIMTA24WFSN | 1193 | 1399 |
| | | 2472RECMIMTA24WFSN | 1220 | 1432 |
| | | 3048RECMIMTA24WFSN | 1147 | 1329 |
| | | 3054RECMIMTA24WFSN | 1180 | 1383 |
| | | 3060RECMIMTA24WFSN | 1207 | 1426 |
| | | 3066RECMIMTA24WFSN | 1239 | 1474 |
| | | 3072RECMIMTA24WFSN | 1266 | 1521 |
|  | <ul style="list-style-type: none">- Rectangular worksurface with two standard (HAPF) satin nickel grommets on each side;- Adjustable satin nickel "T" legs of 2-1/2" diameter with levelers & recessed casters;- Fixed 14" metal channels, satin nickel finish; 48", 54" = 2 channels 60", 66" et 72" = 3 channels- Tilting melamine modesty panel, 5/8" thick, 12" high with 2 plastic latches and 2 hinges. | 2448RECMIMTA24ENSN | 1114 | 1274 |
| | | 2454RECMIMTA24ENSN | 1141 | 1317 |
| | | 2460RECMIMTA24ENSN | 1167 | 1348 |
| | | 2466RECMIMTA24ENSN | 1193 | 1399 |
| | | 2472RECMIMTA24ENSN | 1220 | 1432 |
| | | 3048RECMIMTA24ENSN | 1147 | 1329 |
| | | 3054RECMIMTA24ENSN | 1180 | 1383 |
| | | 3060RECMIMTA24ENSN | 1207 | 1426 |
| | | 3066RECMIMTA24ENSN | 1239 | 1474 |
| | | 3072RECMIMTA24ENSN | 1266 | 1521 |

Addition per table for legs of 2-1/2" diameter and of 30" spread:

| | | | | | | | | | |
|-----------------------------------|-----------------------------------|------------------------------------|-------------------------------------|-------------------------------------|-----------------------------------|-----------------------------------|------------------------------------|-------------------------------------|-------------------------------------|
| | | | | | | | | | |
| CF30NSN CF30NBL \$79 retail | CA30NSN CA30NBL \$79 retail | CA30WFSN CA30WFB \$79 retail | CF30ENSN CF30ENBL \$79 retail | CA30ENSN CA30ENBL \$79 retail | TF30NSN TF30NBL \$79 retail | TA30NSN TA30NBL \$79 retail | TA30WFSN TA30WFB \$79 retail | TF30ENSN TF30ENBL \$79 retail | TA30ENSN TA30ENBL \$79 retail |

OPTION



Translucent plastic tie wrap of 8-1/2" to keep the wires in the channels.
 ** To order with a channel or a modesty MFME (quantity of 5 per bag).

TWTR N/C



Black reinforcing bar 11 GA for tables of 60" and more without modesty or channel (sold separately).

* Non available for FT mecanism *

** No cpu or keyboard can be installed with the reinforcing bar. **

BST60 56
BST66 64
BST72 69

**** The reinforcing bar is available for rectangular surfaces and double convex surfaces ****

*** Add **BST** at the end of the code **Ex :** 3060RECF24NSNBST ***

How to order?
2448RECMMIMCF24EN
 (AC / ACL) (SN / BL)

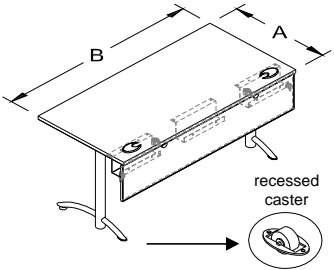
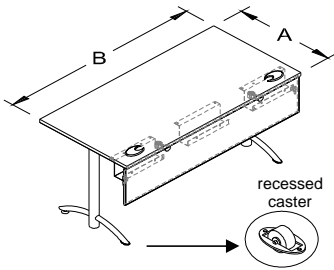
**RECTANGULAR WORKSURFACE
 WITH TILTING MELAMINE
 MODESTY PANEL "CMMIM"**

IMPORTANT : The metal standard color is SATIN NICKEL "SN"

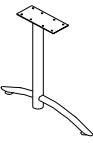
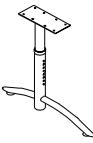
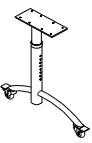
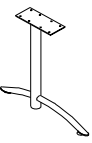
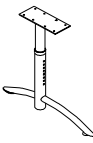
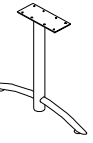
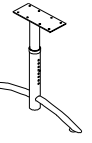
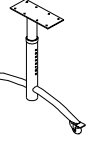
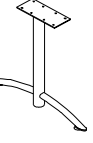
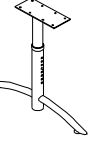
Also available in black : change **SN** to **BL**

EX : AC-2448RECMMIMCF24EN**SN** for AC-2448RECMMIMCF24EN**NBL**

**** All legs, channels and modesty panels ****
 are installed installed with threaded
 metal-to metal connection.

| | PRODUCTS | CODES | FINISH | |
|---|--|-----------------------------|--------|------|
| | | | AC | ACL |
|  | <ul style="list-style-type: none"> - Rectangular worksurface with two standard (HAPF) satin nickel grommets on each side; - Fixed satin nickel "C" legs of 2-1/2" diameter with levelers & recessed casters; - Fixed 14" metal channels, satin nickel finish; 48", 54" = 2 channels 60", 66" et 72" = 3 channels - Tilting melamine modesty panel, 5/8" thick, 12" high with 2 plastic latches and 2 hinges. | A B | | |
| | | 2448RECMMIMCF24EN SN | 1075 | 1233 |
| | | 2454RECMMIMCF24EN SN | 1101 | 1274 |
| | | 2460RECMMIMCF24EN SN | 1128 | 1307 |
| | | 2466RECMMIMCF24EN SN | 1155 | 1357 |
| | | 2472RECMMIMCF24EN SN | 1180 | 1392 |
| | | 3048RECMMIMCF24EN SN | 1109 | 1288 |
| | | 3054RECMMIMCF24EN SN | 1141 | 1343 |
| | | 3060RECMMIMCF24EN SN | 1167 | 1383 |
| | | 3066RECMMIMCF24EN SN | 1200 | 1432 |
| | | 3072RECMMIMCF24EN SN | 1227 | 1479 |
|  | <ul style="list-style-type: none"> - Rectangular worksurface with two standard (HAPF) satin nickel grommets on each side; - Fixed satin nickel "T" legs of 2-1/2" diameter with levelers & recessed casters; - Fixed 14" metal channels, satin nickel finish; 48", 54" = 2 channels 60", 66" et 72" = 3 channels - Tilting melamine modesty panel, 5/8" thick, 12" high with 2 plastic latches and 2 hinges. | 2448RECMMIMTF24EN SN | 931 | 1080 |
| | | 2454RECMMIMTF24EN SN | 958 | 1122 |
| | | 2460RECMMIMTF24EN SN | 984 | 1156 |
| | | 2466RECMMIMTF24EN SN | 1009 | 1204 |
| | | 2472RECMMIMTF24EN SN | 1037 | 1239 |
| | | 3048RECMMIMTF24EN SN | 964 | 1138 |
| | | 3054RECMMIMTF24EN SN | 997 | 1192 |
| | | 3060RECMMIMTF24EN SN | 1023 | 1233 |
| | | 3066RECMMIMTF24EN SN | 1056 | 1281 |
| | | 3072RECMMIMTF24EN SN | 1084 | 1329 |

Addition per table for legs of 2-1/2" diameter and of 30" spread:

| | | | | | | | | | |
|---|---|---|---|---|---|--|---|---|---|
|  |  |  |  |  |  |  |  |  |  |
| CF30NSN CF30NBL \$79 retail | CA30NSN CA30NBL \$79 retail | CA30WFSN CA30WFBL \$79 retail | CF30ENSN CF30ENBL \$79 retail | CA30ENSN CA30ENBL \$79 retail | TF30NSN TF30NBL \$79 retail | TA30NSN TA30NBL \$79 retail | TA30WFSN TA30WFBL \$79 retail | TF30ENSN TF30ENBL \$79 retail | TA30ENSN TA30ENBL \$79 retail |

OPTION



Translucent plastic tie wrap of 8-1/2" to keep the wires in the channels.
 ** To order with a channel or a modesty MFME (quantity of 5 per bag).

TWTR **N/C**



Black reinforcing bar 11 GA for tables of 60" and more without modesty or channel (sold separately).

* Non available for FT mecanism *

** No cpu or keyboard can be installed with the reinforcing bar. **

BST60 56
BST66 64
BST72 69

**** The reinforcing bar is available for rectangular surfaces and double convex surfaces ****

*** Add **BST** at the end of the code **Ex :** 3060RECF24NSNBST ***

How to order?
303348RXCMMIMCF24N
 (AC / ACL) (SN / BL)

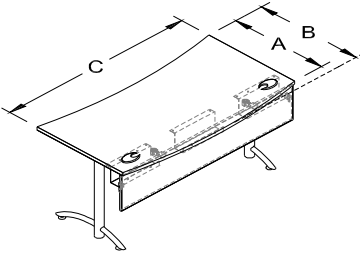
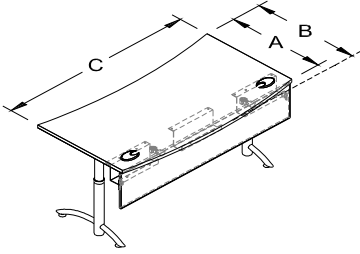
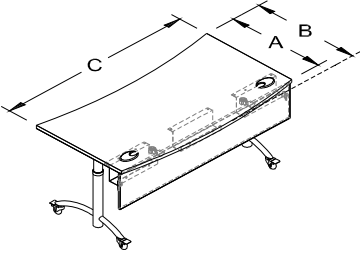
**DOUBLE CONVEX WORKSURFACE
 WITH TILTING MELAMINE
 MODESTY PANEL "CMMIM"**

IMPORTANT : The metal standard color is SATIN NICKEL "SN"


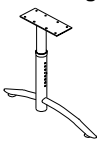
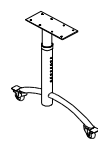

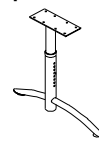

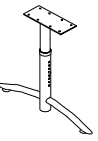
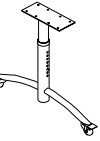
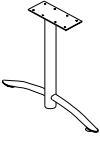
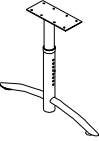
Also available in black : change **SN** to **BL**

EX : AC-2448RXCMMIMCF24NSN for AC-2448RXCMMIMCF24NBL

**** All legs, channels and modesty panels ****
are installed with threaded
metal-to metal connection.

| | PRODUCTS | CODES | FINISH | |
|---|----------|-----------------------|--------|------|
| | | | AC | ACL |
|  <ul style="list-style-type: none"> - Double convex worksurface with two standard (HAPF) satin nickel grommets on each side; - Fixed satin nickel "C" legs of 2-1/2" diameter with levelers; - Fixed 14" metal channels, satin nickel finish; 48", 54" = 2 channels 60", 66" et 72" = 3 channels - Tilting melamine modesty panel, 5/8" thick, 12" high with 2 plastic latches and 2 hinges. | | A B C | | |
| | | 303348RXCMMIMCF24NSN | 1023 | 1198 |
| | | 303354RXCMMIMCF24NSN | 1056 | 1253 |
| | | 303360RXCMMIMCF24NSN | 1089 | 1301 |
| | | 303366RXCMMIMCF24NSN | 1128 | 1357 |
| | | 303372RXCMMIMCF24NSN | 1155 | 1405 |
|  <ul style="list-style-type: none"> - Double convex worksurface with two standard (HAPF) satin nickel grommets on each side; - Adjustable satin nickel "C" legs of 2-1/2" diameter with levelers; - Fixed 14" metal channels, satin nickel finish; 48", 54" = 2 channels 60", 66" et 72" = 3 channels - Tilting melamine modesty panel, 5/8" thick, 12" high with 2 plastic latches and 2 hinges. | | 303348RXCMMIMCA24NSN | 1128 | 1307 |
| | | 303354RXCMMIMCA24NSN | 1162 | 1364 |
| | | 303360RXCMMIMCA24NSN | 1193 | 1412 |
| | | 303366RXCMMIMCA24NSN | 1233 | 1467 |
| | | 303372RXCMMIMCA24NSN | 1259 | 1515 |
| | | | | |
|  <ul style="list-style-type: none"> - Double convex worksurface with two standard (HAPF) satin nickel grommets on each side; - Adjustable satin nickel "C" legs of 2-1/2" diameter with locking casters; - Fixed 14" metal channels, satin nickel finish; 48", 54" = 2 channels 60", 66" et 72" = 3 channels - Tilting melamine modesty panel, 5/8" thick, 12" high with 2 plastic latches and 2 hinges. | | 303348RXCMMIMCA24WFSN | 1180 | 1364 |
| | | 303354RXCMMIMCA24WFSN | 1213 | 1419 |
| | | 303360RXCMMIMCA24WFSN | 1245 | 1467 |
| | | 303366RXCMMIMCA24WFSN | 1284 | 1521 |
| | | 303372RXCMMIMCA24WFSN | 1312 | 1571 |
| | | | | |

Addition per table for legs of 2-1/2" diameter and of 30" spread:

| | | | | | | | | | |
|---|---|---|---|---|---|--|---|---|---|
|  |  |  |  |  |  |  |  |  |  |
| CF30NSN CF30NBL \$79 retail | CA30NSN CA30NBL \$79 retail | CA30WFSN CA30WFBL \$79 retail | CF30ENSN CF30ENBL \$79 retail | CA30ENSN CA30ENBL \$79 retail | TF30NSN TF30NBL \$79 retail | TA30NSN TA30NBL \$79 retail | TA30WFSN TA30WFBL \$79 retail | TF30ENSN TF30ENBL \$79 retail | TA30ENSN TA30ENBL \$79 retail |

OPTION



Translucent plastic tie wrap of 8-1/2" to keep the wires in the channels.
**** To order with a channel or a modesty MFME (quantity of 5 per bag).**

TWTR **N/C**



Black reinforcing bar 11 GA for tables of 60" and more without modesty or channel (sold separately).
*** Non available for FT mecanism ***
**** No cpu or keyboard can be installed with the reinforcing bar. ****

BST60 56
BST66 64
BST72 69

**** The reinforcing bar is available for rectangular surfaces and double convex surfaces ****

***** Add BST at the end of the code Ex : 3060RECF24NSNBST *****

How to order?
303348XCMMIMCA24EN
 (AC / ACL) (SN / BL)

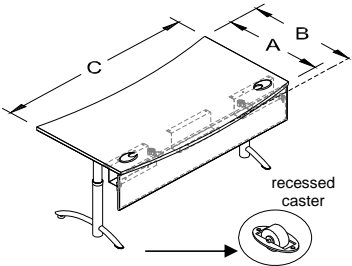
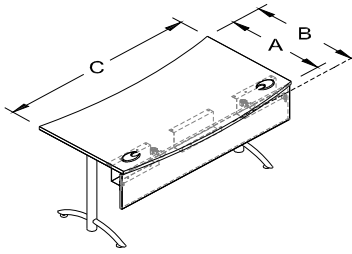
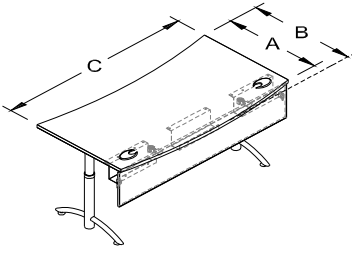
**DOUBLE CONVEX WORKSURFACE
 WITH TILTING MELAMINE
 MODESTY PANEL "CMMIM"**

IMPORTANT : The metal standard color is SATIN NICKEL "SN"



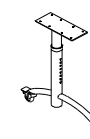

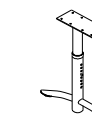


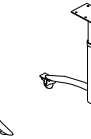


Also available in black : change **SN** to **BL**

EX : AC-2448RXCMMIMCA24EN**SN** for AC-2448RXCMMIMCA24EN**NBL**

**** All legs, channels and modesty panels ****
are installed with threaded
metal-to metal connection.

| | PRODUCTS | CODES | FINISH | |
|---|--|-------------------------------|--------|------|
| | | | AC | ACL |
|  | <ul style="list-style-type: none"> - Double convex work surface with two standard (HAPF) satin nickel grommets on each side; - Adjustable satin nickel "C" legs of 2-1/2" diameter with levelers & recessed casters; - Fixed 14" metal channels, satin nickel finish; 48", 54" = 2 channels 60", 66" et 72" = 3 channels - Tilting melamine modesty panel, 5/8" thick, 12" high with 2 plastic latches and 2 hinges. | A B C | | |
| | | 303348RXCMMIMCA24EN SN | 1180 | 1364 |
| | | 303354RXCMMIMCA24EN SN | 1213 | 1419 |
| | | 303360RXCMMIMCA24EN SN | 1245 | 1467 |
| | | 303366RXCMMIMCA24EN SN | 1284 | 1521 |
| | | 303372RXCMMIMCA24EN SN | 1312 | 1571 |
|  | <ul style="list-style-type: none"> - Double convex work surface with two standard (HAPF) satin nickel grommets on each side; - Fixed satin nickel "C" legs of 2-1/2" diameter with levelers; - Fixed 14" metal channels, satin nickel finish; 48", 54" = 2 channels 60", 66" et 72" = 3 channels - Tilting melamine modesty panel, 5/8" thick, 12" high with 2 plastic latches and 2 hinges. | 242748RXCMMIMTF24 NSN | 931 | 1080 |
| | | 242754RXCMMIMTF24 NSN | 964 | 1122 |
| | | 242760RXCMMIMTF24 NSN | 990 | 1164 |
| | | 242766RXCMMIMTF24 NSN | 1023 | 1213 |
| | | 242772RXCMMIMTF24 NSN | 1050 | 1253 |
| | | 303348RXCMMIMTF24 NSN | 971 | 1143 |
| | | 303354RXCMMIMTF24 NSN | 1003 | 1198 |
| | | 303360RXCMMIMTF24 NSN | 1037 | 1247 |
|  | <ul style="list-style-type: none"> - Double convex work surface with two standard (HAPF) satin nickel grommets on each side; - Adjustable satin nickel "T" legs of 2-1/2" diameter with levelers; - Fixed 14" metal channels, satin nickel finish; 48", 54" = 2 channels 60", 66" et 72" = 3 channels - Tilting melamine modesty panel, 5/8" thick, 12" high with 2 plastic latches and 2 hinges. | 242748RXCMMIMTA24 NSN | 1089 | 1247 |
| | | 242754RXCMMIMTA24 NSN | 1122 | 1288 |
| | | 242760RXCMMIMTA24 NSN | 1147 | 1329 |
| | | 242766RXCMMIMTA24 NSN | 1180 | 1378 |
| | | 242772RXCMMIMTA24 NSN | 1207 | 1419 |
| | | 303348RXCMMIMTA24 NSN | 1128 | 1307 |
| | | 303354RXCMMIMTA24 NSN | 1162 | 1364 |
| | | 303360RXCMMIMTA24 NSN | 1193 | 1412 |
| | | 303366RXCMMIMTA24 NSN | 1233 | 1467 |
| | | 303372RXCMMIMTA24 NSN | 1259 | 1515 |

Addition per table for legs of 2-1/2" diameter and of 30" spread:

| | | | | | | | | | |
|---|---|---|---|---|---|---|---|---|---|
|  |  |  |  |  |  |  |  |  |  |
| CF30NSN CF30NBL \$79 retail | CA30NSN CA30NBL \$79 retail | CA30WFSN CA30WFBL \$79 retail | CF30ENSN CF30ENBL \$79 retail | CA30ENSN CA30ENBL \$79 retail | TF30NSN TF30NBL \$79 retail | TA30NSN TA30NBL \$79 retail | TA30WFSN TA30WFBL \$79 retail | TF30ENSN TF30ENBL \$79 retail | TA30ENSN TA30ENBL \$79 retail |

OPTION



Translucent plastic tie wrap of 8-1/2" to keep the wires in the channels.
**** To order with a channel or a modesty MFME (quantity of 5 per bag).**

TWTR **N/C**



Black reinforcing bar 11 GA for tables of 60" and more without modesty or channel (sold separately).
*** Non available for FT mecanism ***
**** No cpu or keyboard can be installed with the reinforcing bar. ****

BST60 56
BST66 64
BST72 69

**** The reinforcing bar is available for rectangular surfaces and double convex surfaces ****

***** Add BST at the end of the code Ex : 3060RECF24NSNBST *****

How to order?
242748XCMMIMTA24WF
 (AC / ACL) (SN / BL)

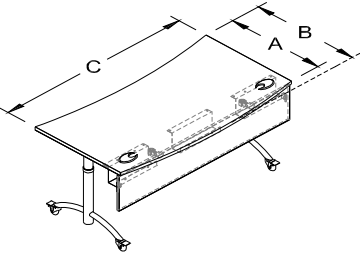
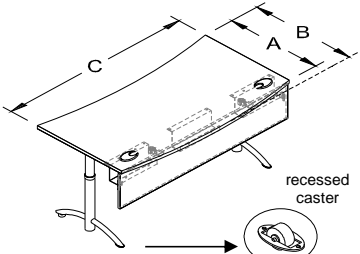
**DOUBLE CONVEX WORKSURFACE
 WITH TILTING MELAMINE
 MODESTY PANEL "CMMIM"**

IMPORTANT : The metal standard color is SATIN NICKEL "SN"


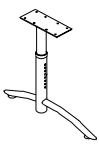
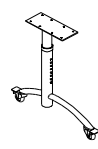

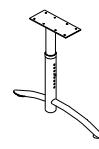
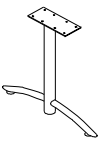
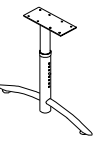
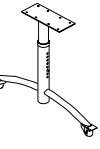
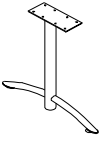
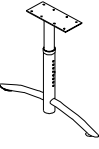
Also available in black : change **SN** to **BL**

EX : AC-2448XCMMIMTA24WFSN for AC-2448XCMMIMTA24WFBL

**** All legs, channels and modesty panels ****
are installed with threaded
metal-to metal connection.

| | PRODUCTS | CODES | FINISH | |
|--|---|-------|--------|-----|
| | | | AC | ACL |
|  <ul style="list-style-type: none"> - Double convex work surface with two standard (HAPF) satin nickel grommets on each side; - Adjustable satin nickel "T" legs of 2-1/2" diameter with locking casters; - Fixed 14" metal channels, satin nickel finish; 48", 54" = 2 channels 60", 66" et 72" = 3 channels - Tilting melamine modesty panel, 5/8" thick, 12" high with 2 plastic latches and 2 hinges. | <p>A B C</p> <p>242748XCMMIMTA24WFSN</p> <p>242754XCMMIMTA24WFSN</p> <p>242760XCMMIMTA24WFSN</p> <p>242766XCMMIMTA24WFSN</p> <p>242772XCMMIMTA24WFSN</p> <p>303348XCMMIMTA24WFSN</p> <p>303354XCMMIMTA24WFSN</p> <p>303360XCMMIMTA24WFSN</p> <p>303366XCMMIMTA24WFSN</p> <p>303372XCMMIMTA24WFSN</p> | | | |
| | | | | |
| | | | | |
| | | | | |
| | | | | |
| | | | | |
| | | | | |
| | | | | |
| | | | | |
| | | | | |
| | | | | |
| | | | | |
|  <ul style="list-style-type: none"> - Double convex work surface with two standard (HAPF) satin nickel grommets on each side; - Adjustable satin nickel "T" legs of 2-1/2" diameter with levelers & recessed casters; - Fixed 14" metal channels, satin nickel finish; 48", 54" = 2 channels 60", 66" et 72" = 3 channels - Tilting melamine modesty panel, 5/8" thick, 12" high with 2 plastic latches and 2 hinges. | <p>242748XCMMIMTA24ENS</p> <p>242754XCMMIMTA24ENS</p> <p>242760XCMMIMTA24ENS</p> <p>242766XCMMIMTA24ENS</p> <p>242772XCMMIMTA24ENS</p> <p>303348XCMMIMTA24ENS</p> <p>303354XCMMIMTA24ENS</p> <p>303360XCMMIMTA24ENS</p> <p>303366XCMMIMTA24ENS</p> <p>303372XCMMIMTA24ENS</p> | | | |
| | | | | |
| | | | | |
| | | | | |
| | | | | |
| | | | | |
| | | | | |
| | | | | |
| | | | | |
| | | | | |
| | | | | |
| | | | | |

Addition per table for legs of 2-1/2" diameter and of 30" spread:

| | | | | | | | | | |
|---|---|---|---|---|---|--|---|---|---|
|  |  |  |  |  |  |  |  |  |  |
| CF30NSN CF30NBL \$79 retail | CA30NSN CA30NBL \$79 retail | CA30WFSN CA30WFBL \$79 retail | CF30ENSN CF30ENBL \$79 retail | CA30ENSN CA30ENBL \$79 retail | TF30NSN TF30NBL \$79 retail | TA30NSN TA30NBL \$79 retail | TA30WFSN TA30WFBL \$79 retail | TF30ENSN TF30ENBL \$79 retail | TA30ENSN TA30ENBL \$79 retail |

OPTION



Translucent plastic tie wrap of 8-1/2" to keep the wires in the channels.
**** To order with a channel or a modesty MFME (quantity of 5 per bag).**

TWTR **N/C**



Black reinforcing bar 11 GA for tables of 60" and more without modesty or channel (sold separately).
*** Non available for FT mecanism ***
**** No cpu or keyboard can be installed with the reinforcing bar. ****

BST60 56
BST66 64
BST72 69

**** The reinforcing bar is available for rectangular surfaces and double convex surfaces ****

***** Add BST at the end of the code Ex : 3060RECF24NSNBST *****

How to order?
242748XCMMIMCF24EN
 (AC / ACL) (SN / BL)

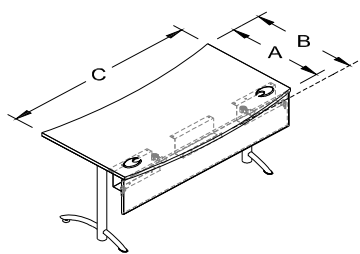
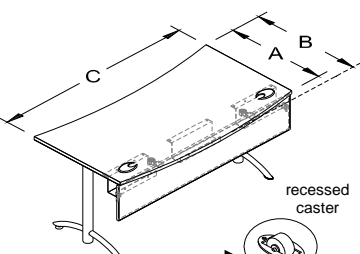
**DOUBLE CONVEX WORKSURFACE
WITH TILTING MELAMINE
MODESTY PANEL "CMMIM"**

IMPORTANT : The metal standard color is SATIN NICKEL "SN"


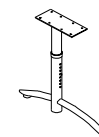
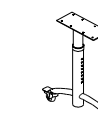


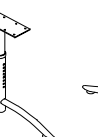
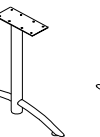
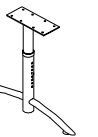
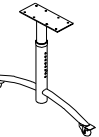

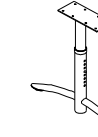
Also available in black : change **SN** to **BL**

EX : AC-2448XCMMIMCF24EN**SN** for AC-2448XCMMIMCF24EN**BL**

**** All legs, channels and modesty panels
are installed with threaded
metal-to metal connection.**

| | PRODUCTS | CODES | FINISH | |
|---|--|------------------------------|--------|------|
| | | | AC | ACL |
|  | <p>- Double convex work surface with two standard (HAPF) satin nickel grommets on each side;</p> <p>- Fixed satin nickel "C" legs of 2-1/2" diameter with levelers & recessed casters;</p> <p>- Fixed 14" metal channels, satin nickel finish; 48", 54" = 2 channels 60", 66" et 72" = 3 channels</p> <p>- Tilting melamine modesty panel, 5/8" thick, 12" high with 2 plastic latches and 2 hinges.</p> | A B C | | |
| | | 242748XCMMIMCF24EN SN | 1101 | 1260 |
| | | 242754XCMMIMCF24EN SN | 1135 | 1301 |
| | | 242760XCMMIMCF24EN SN | 1162 | 1343 |
| | | 242766XCMMIMCF24EN SN | 1193 | 1392 |
| | | 242772XCMMIMCF24EN SN | 1220 | 1432 |
| | | 303348XCMMIMCF24EN SN | 1141 | 1322 |
| | | 303354XCMMIMCF24EN SN | 1174 | 1378 |
| | | 303360XCMMIMCF24EN SN | 1207 | 1426 |
| | | 303366XCMMIMCF24EN SN | 1245 | 1479 |
|  | <p>- Double convex work surface with two standard (HAPF) satin nickel grommets on each side;</p> <p>- Fixed satin nickel "T" legs of 2-1/2" diameter with levelers & recessed casters;</p> <p>- Fixed 14" metal channels, satin nickel finish; 48", 54" = 2 channels 60", 66" et 72" = 3 channels</p> <p>- Tilting melamine modesty panel, 5/8" thick, 12" high with 2 plastic latches and 2 hinges.</p> | 242748XCMMIMTF24EN SN | 958 | 1109 |
| | | 242754XCMMIMTF24EN SN | 990 | 1151 |
| | | 242760XCMMIMTF24EN SN | 1017 | 1192 |
| | | 242766XCMMIMTF24EN SN | 1050 | 1239 |
| | | 242772XCMMIMTF24EN SN | 1075 | 1281 |
| | | 303348XCMMIMTF24EN SN | 997 | 1170 |
| | | 303354XCMMIMTF24EN SN | 1029 | 1225 |
| | | 303360XCMMIMTF24EN SN | 1063 | 1274 |
| | | 303366XCMMIMTF24EN SN | 1101 | 1329 |
| | | 303372XCMMIMTF24EN SN | 1128 | 1378 |

Addition per table for legs of 2-1/2" diameter and of 30" spread:

| | | | | | | | | | | |
|---|---|---|---|---|---|---|--|---|---|---|
|  |  |  |  |  |  |  |  |  |  |  |
| CF30NSN CF30NBL \$79 retail | CA30NSN CA30NBL \$79 retail | CA30WFSN CA30WFBL \$79 retail | CF30ENSN CF30ENBL \$79 retail | CA30ENSN CA30ENBL \$79 retail | TF30NSN TF30NBL \$79 retail | TA30NSN TA30NBL \$79 retail | TA30WFSN TA30WFBL \$79 retail | TF30ENSN TF30ENBL \$79 retail | TA30ENSN TA30ENBL \$79 retail | TA30ENSN TA30ENBL \$79 retail |

OPTION



Translucent plastic tie wrap of 8-1/2" to keep the wires in the channels.
**** To order with a channel or a modesty MFME (quantity of 5 per bag).**

TWTR **N/C**



Black reinforcing bar 11 GA for tables of 60" and more without modesty or channel (sold separately).
*** Non available for FT mecanism ***
**** No cpu or keyboard can be installed with the reinforcing bar. ****

BST60 56
BST66 64
BST72 69

**** The reinforcing bar is available for rectangular surfaces and double convex surfaces ****

***** Add BST at the end of the code Ex : 3060RECF24NSNBST *****

How to order?
3048RECMMIMECF24N
 (AC / ACL) (SN / BL)

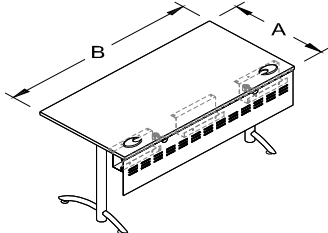
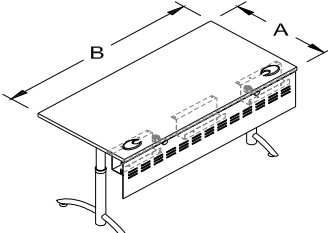
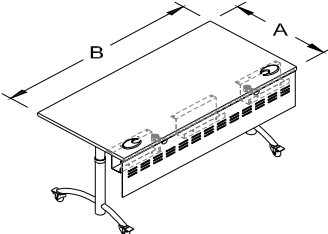
**RECTANGULAR WORKSURFACE
 WITH TILTING EMBOSSED METAL
 MODESTY PANEL "CMMIME"**

IMPORTANT : The metal standard color is SATIN NICKEL "SN"

Also available in black : change **SN** to **BL**

EX : AC-2448RECMMIMECF24NSN for AC-2448RECMMIMECF24NBL

**** All legs, channels and modesty panels ****
are installed with threaded
metal-to metal connection.

| | PRODUCTS | CODES | FINISH | |
|---|---|----------------------|--------|------|
| | | | AC | ACL |
|  | <ul style="list-style-type: none"> - Rectangular worksurface with two standard (HAPF) satin nickel grommets on each side; - Fixed satin nickel "C" legs of 2-1/2" diameter with levelers; - Fixed 14" metal channels, satin nickel finish; 48", 54" = 2 channels 60", 66" et 72" = 3 channels - Tilting embossed metal modesty panel, 12" high with 2 plastic latches and 2 hinges. | A B | | |
| | | 3048RECMMIMECF24NSN | 1141 | 1322 |
| | | 3054RECMMIMECF24NSN | 1174 | 1378 |
| | | 3060RECMMIMECF24NSN | 1220 | 1440 |
| | | 3066RECMMIMECF24NSN | 1259 | 1494 |
| | | 3072RECMMIMECF24NSN | 1284 | 1544 |
|  | <ul style="list-style-type: none"> - Rectangular worksurface with two standard (HAPF) satin nickel grommets on each side; - Adjustable satin nickel "C" legs of 2-1/2" diameter with levelers; - Fixed 14" metal channels, satin nickel finish; 48", 54" = 2 channels 60", 66" et 72" = 3 channels - Tilting embossed metal modesty panel, 12" high with 2 plastic latches and 2 hinges. | 3048RECMMIMECA24NSN | 1245 | 1432 |
| | | 3054RECMMIMECA24NSN | 1279 | 1488 |
| | | 3060RECMMIMECA24NSN | 1326 | 1549 |
| | | 3066RECMMIMECA24NSN | 1364 | 1603 |
| | | 3072RECMMIMECA24NSN | 1391 | 1653 |
| | | | | |
|  | <ul style="list-style-type: none"> - Rectangular worksurface with two standard (HAPF) satin nickel grommets on each side; - Adjustable satin nickel "C" legs of 2-1/2" diameter with locking casters; - Fixed 14" metal channels, satin nickel finish; 48", 54" = 2 channels 60", 66" et 72" = 3 channels - Tilting embossed metal modesty panel, 12" high with 2 plastic latches and 2 hinges. | 3048RECMMIMECA24WFSN | 1299 | 1488 |
| | | 3054RECMMIMECA24WFSN | 1332 | 1544 |
| | | 3060RECMMIMECA24WFSN | 1378 | 1603 |
| | | 3066RECMMIMECA24WFSN | 1417 | 1660 |
| | | 3072RECMMIMECA24WFSN | 1443 | 1707 |
| | | | | |

Addition per table for legs of 2-1/2" diameter and of 30" spread:

| | | | | | | | | | |
|-----------------------------------|-----------------------------------|-------------------------------------|-------------------------------------|-------------------------------------|-----------------------------------|-----------------------------------|-------------------------------------|-------------------------------------|-------------------------------------|
| | | | | | | | | | |
| CF30NSN CF30NBL \$79 retail | CA30NSN CA30NBL \$79 retail | CA30WFSN CA30WFBL \$79 retail | CF30ENSN CF30ENBL \$79 retail | CA30ENSN CA30ENBL \$79 retail | TF30NSN TF30NBL \$79 retail | TA30NSN TA30NBL \$79 retail | TA30WFSN TA30WFBL \$79 retail | TF30ENSN TF30ENBL \$79 retail | TA30ENSN TA30ENBL \$79 retail |

OPTION



Translucent plastic tie wrap of 8-1/2" to keep the wires in the channels.
**** To order with a channel or a modesty MFME (quantity of 5 per bag).**

TWTR **N/C**



Black reinforcing bar 11 GA for tables of 60" and more without modesty or channel (sold separately).
*** Non available for FT mecanism ***
**** No cpu or keyboard can be installed with the reinforcing bar. ****

BST60 56
BST66 64
BST72 69

**** The reinforcing bar is available for rectangular surfaces and double convex surfaces ****

***** Add BST at the end of the code Ex : 3060RECF24NSNBST *****

How to order?
3048RECMIMECA24EN
 (AC / ACL) (SN / BL)

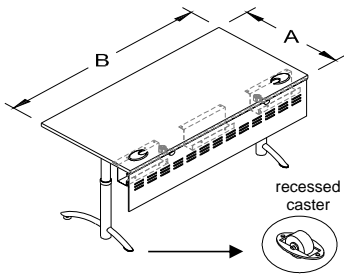
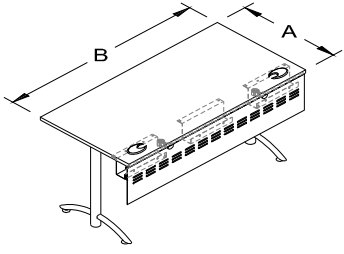
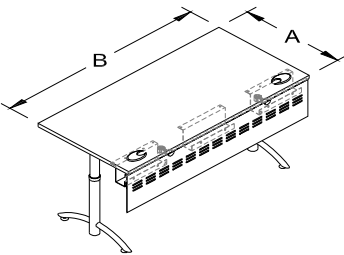
**RECTANGULAR WORKSURFACE
 WITH TILTING EMBOSSED METAL
 MODESTY PANEL "CMMIME"**

IMPORTANT : The metal standard color is SATIN NICKEL "SN"


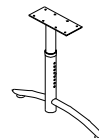
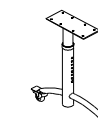
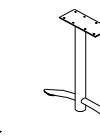
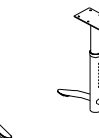



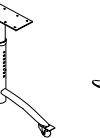
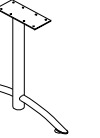
Also available in black : change **SN** to **BL**

EX : AC-2448RECMIMECA24EN**SN** for AC-2448RECMIMECA24EN**NBL**

**** All legs, channels and modesty panels
 are installed installed with threaded
 metal-to metal connection.**

| | PRODUCTS | CODES | FINISH | |
|---|--|-----------------------------|--------|------|
| | | | AC | ACL |
|  | <ul style="list-style-type: none"> - Rectangular worksurface with two standard (HAPF) satin nickel grommets on each side; - Adjustable satin nickel "C" legs of 2-1/2" diameter with levelers & recessed casters; - Fixed 14" metal channels, satin nickel finish; 48", 54" = 2 channels; 60", 66" et 72" = 3 channels - Tilting embossed metal modesty panel, 12" high with 2 plastic latches and 2 hinges. | A B | | |
| | | 3048RECMIMECA24EN SN | 1299 | 1488 |
| | | 3054RECMIMECA24EN SN | 1332 | 1544 |
| | | 3060RECMIMECA24EN SN | 1378 | 1603 |
| | | 3066RECMIMECA24EN SN | 1417 | 1660 |
| | | 3072RECMIMECA24EN SN | 1443 | 1707 |
|  | <ul style="list-style-type: none"> - Rectangular worksurface with two standard (HAPF) satin nickel grommets on each side; - Fixed satin nickel "T" legs of 2-1/2" diameter with levelers; - Fixed 14" metal channels, satin nickel finish; 48", 54" = 2 channels; 60", 66" et 72" = 3 channels - Tilting embossed metal modesty panel, 12" high with 2 plastic latches and 2 hinges. | 2448RECMIMETF24 NSN | 1056 | 1213 |
| | | 2454RECMIMETF24 NSN | 1084 | 1253 |
| | | 2460RECMIMETF24 NSN | 1128 | 1307 |
| | | 2466RECMIMETF24 NSN | 1162 | 1364 |
| | | 2472RECMIMETF24 NSN | 1188 | 1399 |
| | | 3048RECMIMETF24 NSN | 1089 | 1267 |
| | | 3054RECMIMETF24 NSN | 1122 | 1322 |
| | | 3060RECMIMETF24 NSN | 1167 | 1383 |
|  | <ul style="list-style-type: none"> - Rectangular worksurface with two standard (HAPF) satin nickel grommets on each side; - Adjustable satin nickel "T" legs of 2-1/2" diameter with levelers; - Fixed 14" metal channels, satin nickel finish; 48", 54" = 2 channels; 60", 66" et 72" = 3 channels - Tilting embossed metal modesty panel, 12" high with 2 plastic latches and 2 hinges. | 2448RECMIMETA24 NSN | 1213 | 1378 |
| | | 2454RECMIMETA24 NSN | 1239 | 1419 |
| | | 2460RECMIMETA24 NSN | 1284 | 1474 |
| | | 2466RECMIMETA24 NSN | 1317 | 1529 |
| | | 2472RECMIMETA24 NSN | 1345 | 1562 |
| | | 3048RECMIMETA24 NSN | 1245 | 1432 |
| | | 3054RECMIMETA24 NSN | 1279 | 1488 |
| | | 3060RECMIMETA24 NSN | 1326 | 1549 |
| | | 3066RECMIMETA24 NSN | 1364 | 1603 |
| | | 3072RECMIMETA24 NSN | 1391 | 1653 |

Addition per table for legs of 2-1/2" diameter and of 30" spread:

| | | | | | | | | | |
|---|---|---|---|---|---|---|---|---|---|
|  |  |  |  |  |  |  |  |  |  |
| CF30NSN CF30NBL \$79 retail | CA30NSN CA30NBL \$79 retail | CA30WFSN CA30WFBLL \$79 retail | CF30ENSN CF30ENBL \$79 retail | CA30ENSN CA30ENBL \$79 retail | TF30NSN TF30NBL \$79 retail | TA30NSN TA30NBL \$79 retail | TA30WFSN TA30WFBLL \$79 retail | TF30ENSN TF30ENBL \$79 retail | TA30ENSN TA30ENBL \$79 retail |

OPTION



Translucent plastic tie wrap of 8-1/2" to keep the wires in the channels.
**** To order with a channel or a modesty MFME (quantity of 5 per bag).**

TWTR **N/C**



Black reinforcing bar 11 GA for tables of 60" and more without modesty or channel (sold separately).
*** Non available for FT mecanism ***
**** No cpu or keyboard can be installed with the reinforcing bar. ****

BST60 56
BST66 64
BST72 69

**** The reinforcing bar is available for rectangular surfaces and double convex surfaces ****

***** Add BST at the end of the code Ex : 3060RECF24NSNBST *****

How to order?
2448RECMMIMETA24WF
 (AC / ACL) (SN / BL)

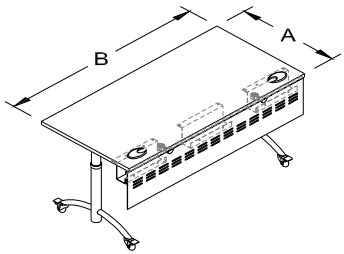
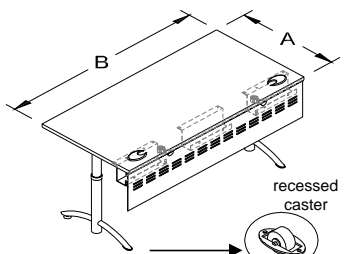
**RECTANGULAR WORKSURFACE
WITH TILTING EMBOSSED METAL
MODESTY PANEL "CMMIME"**

IMPORTANT : The metal standard color is SATIN NICKEL "SN"

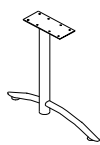
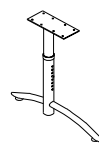
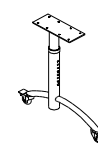

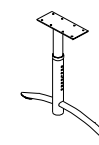

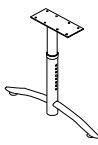
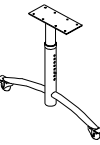
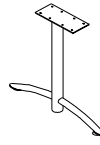
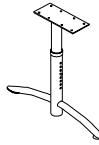
Also available in black : change **SN** to **BL**

EX : AC-2448RECMMIMETA24WFSN for AC-2448RECMMIMETA24WFBL

**** All legs, channels and modesty panels ****
 are installed installed with threaded
 metal-to metal connection.

| | PRODUCTS | CODES | FINISH | |
|--|--|----------------------|--------|------|
| | | | AC | ACL |
|  | <ul style="list-style-type: none"> - Rectangular worksurface with two standard (HAPF) satin nickel grommets on each side; - Adjustable satin nickel "T" legs of 2-1/2" diameter with locking casters; - Fixed 14" metal channels, satin nickel finish; 48", 54" = 2 channels; 60", 66" et 72" = 3 channels - Tilting embossed metal modesty panel, 12" high with 2 plastic latches and 2 hinges. | A B | | |
| | | 2448RECMMIMETA24WFSN | 1266 | 1432 |
| | | 2454RECMMIMETA24WFSN | 1292 | 1474 |
| | | 2460RECMMIMETA24WFSN | 1338 | 1529 |
| | | 2466RECMMIMETA24WFSN | 1371 | 1583 |
| | | 2472RECMMIMETA24WFSN | 1397 | 1618 |
| | | 3048RECMMIMETA24WFSN | 1299 | 1488 |
| | | 3054RECMMIMETA24WFSN | 1332 | 1544 |
| | | 3060RECMMIMETA24WFSN | 1378 | 1603 |
| | | 3066RECMMIMETA24WFSN | 1417 | 1660 |
| | | 3072RECMMIMETA24WFSN | 1443 | 1707 |
|  | <ul style="list-style-type: none"> - Rectangular worksurface with two standard (HAPF) satin nickel grommets on each side; - Adjustable satin nickel "T" legs of 2-1/2" diameter with levelers & recessed casters; - Fixed 14" metal channels, satin nickel finish; 48", 54" = 2 channels; 60", 66" et 72" = 3 channels - Tilting embossed metal modesty panel, 12" high with 2 plastic latches and 2 hinges. | 2448RECMMIMETA24ENSN | 1266 | 1432 |
| | | 2454RECMMIMETA24ENSN | 1292 | 1474 |
| | | 2460RECMMIMETA24ENSN | 1338 | 1529 |
| | | 2466RECMMIMETA24ENSN | 1371 | 1583 |
| | | 2472RECMMIMETA24ENSN | 1397 | 1618 |
| | | 3048RECMMIMETA24ENSN | 1299 | 1488 |
| | | 3054RECMMIMETA24ENSN | 1332 | 1544 |
| | | 3060RECMMIMETA24ENSN | 1378 | 1603 |
| | | 3066RECMMIMETA24ENSN | 1417 | 1660 |
| | | 3072RECMMIMETA24ENSN | 1443 | 1707 |

Addition per table for legs of 2-1/2" diameter and of 30" spread:

| | | | | | | | | | |
|---|---|---|---|---|---|--|---|---|---|
|  |  |  |  |  |  |  |  |  |  |
| CF30NSN CF30NBL \$79 retail | CA30NSN CA30NBL \$79 retail | CA30WFSN CA30WFBL \$79 retail | CF30ENSN CF30ENBL \$79 retail | CA30ENSN CA30ENBL \$79 retail | TF30NSN TF30NBL \$79 retail | TA30NSN TA30NBL \$79 retail | TA30WFSN TA30WFBL \$79 retail | TF30ENSN TF30ENBL \$79 retail | TA30ENSN TA30ENBL \$79 retail |

OPTION



Translucent plastic tie wrap of 8-1/2" to keep the wires in the channels.
 ** To order with a channel or a modesty MFME (quantity of 5 per bag).

TWTR

N/C



Black reinforcing bar 11 GA for tables of 60" and more without modesty or channel (sold separately).

* Non available for FT mecanism *

** No cpu or keyboard can be installed with the reinforcing bar. **

BST60

56

BST66

64

BST72

69

**** The reinforcing bar is available for rectangular surfaces and double convex surfaces ****

*** Add **BST** at the end of the code **Ex :** 3060RECF24NSNBST ***

How to order?
2448RECMIMECF24EN
 (AC / ACL) (SN / BL)

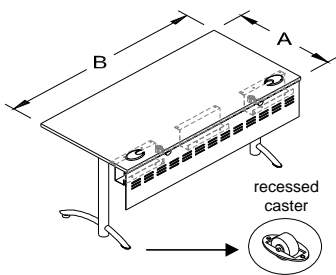
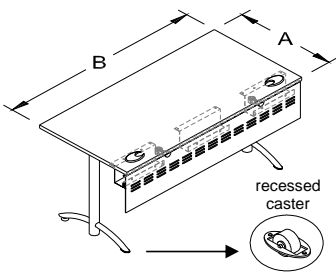
**RECTANGULAR WORKSURFACE
WITH TILTING EMBOSSED METAL
MODESTY PANEL "CMMIME"**

IMPORTANT : The metal standard color is SATIN NICKEL "SN"

Also available in black : change **SN** to **BL**

EX : AC-2448RECMIMECF24EN**SN** for AC-2448RECMIMECF24EN**NBL**

**** All legs, channels and modesty panels ****
are installed installed with threaded
metal-to metal connection.

| | PRODUCTS | CODES | FINISH | |
|--|---|---------------------|--------|------|
| | | | AC | ACL |
|  | <ul style="list-style-type: none"> - Rectangular worksurface with two standard (HAPF) satin nickel grommets on each side; - Fixed satin nickel "C" legs of 2-1/2" diameter with levelers & recessed casters; - Fixed 14" metal channels, satin nickel finish; 48", 54" = 2 channels; 60", 66" et 72" = 3 channels - Tilting embossed metal modesty panel, 12" high with 2 plastic latches and 2 hinges. | A B | | |
| | | 2448RECMIMECF24ENSN | 1227 | 1392 |
| | | 2454RECMIMECF24ENSN | 1254 | 1432 |
| | | 2460RECMIMECF24ENSN | 1299 | 1488 |
| | | 2466RECMIMECF24ENSN | 1332 | 1544 |
| | | 2472RECMIMECF24ENSN | 1358 | 1577 |
| | | 3048RECMIMECF24ENSN | 1259 | 1447 |
| | | 3054RECMIMECF24ENSN | 1292 | 1502 |
| | | 3060RECMIMECF24ENSN | 1338 | 1562 |
| | | 3066RECMIMECF24ENSN | 1378 | 1618 |
| | | 3072RECMIMECF24ENSN | 1404 | 1666 |
|  | <ul style="list-style-type: none"> - Rectangular worksurface with two standard (HAPF) satin nickel grommets on each side; - Fixed satin nickel "T" legs of 2-1/2" diameter with levelers & recessed casters; - Fixed 14" metal channels, satin nickel finish; 48", 54" = 2 channels; 60", 66" et 72" = 3 channels - Tilting embossed metal modesty panel, 12" high with 2 plastic latches and 2 hinges. | 2448RECMIMETF24ENSN | 1084 | 1239 |
| | | 2454RECMIMETF24ENSN | 1109 | 1281 |
| | | 2460RECMIMETF24ENSN | 1155 | 1335 |
| | | 2466RECMIMETF24ENSN | 1188 | 1392 |
| | | 2472RECMIMETF24ENSN | 1213 | 1426 |
| | | 3048RECMIMETF24ENSN | 1114 | 1295 |
| | | 3054RECMIMETF24ENSN | 1147 | 1348 |
| | | 3060RECMIMETF24ENSN | 1193 | 1412 |
| | | 3066RECMIMETF24ENSN | 1233 | 1467 |
| | | 3072RECMIMETF24ENSN | 1259 | 1515 |

Addition per table for legs of 2-1/2" diameter and of 30" spread:

| | | | | | | | | | |
|-----------------------------------|-----------------------------------|-------------------------------------|-------------------------------------|-------------------------------------|-----------------------------------|-----------------------------------|-------------------------------------|-------------------------------------|-------------------------------------|
| | | | | | | | | | |
| CF30NSN CF30NBL \$79 retail | CA30NSN CA30NBL \$79 retail | CA30WFSN CA30WFBL \$79 retail | CF30ENSN CF30ENBL \$79 retail | CA30ENSN CA30ENBL \$79 retail | TF30NSN TF30NBL \$79 retail | TA30NSN TA30NBL \$79 retail | TA30WFSN TA30WFBL \$79 retail | TF30ENSN TF30ENBL \$79 retail | TA30ENSN TA30ENBL \$79 retail |

OPTION



Translucent plastic tie wrap of 8-1/2" to keep the wires in the channels.
**** To order with a channel or a modesty MFME (quantity of 5 per bag).**

TWTR **N/C**



Black reinforcing bar 11 GA for tables of 60" and more without modesty or channel (sold separately).

*** Non available for FT mecanism ***

**** No cpu or keyboard can be installed with the reinforcing bar. ****

BST60 **56**

BST66 **64**

BST72 **69**

**** The reinforcing bar is available for rectangular surfaces and double convex surfaces ****

***** Add BST at the end of the code Ex : 3060RECF24NSNBST *****

How to order?
303348RXCMMIMECF24N
 (AC / ACL) (SN / BL)

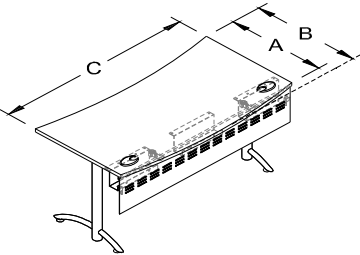
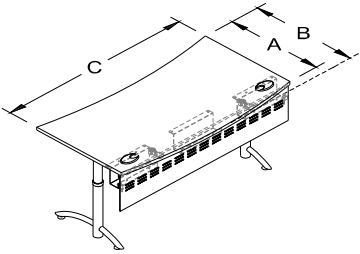
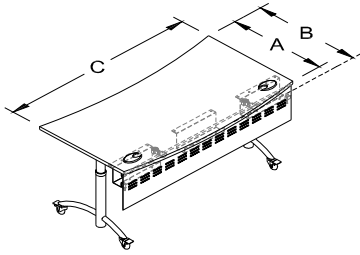
**DOUBLE CONVEX WORKSURFACE
 WITH TILTING EMBOSSED METAL
 MODESTY PANEL "CMMIME"**

IMPORTANT : The metal standard color is SATIN NICKEL "SN"

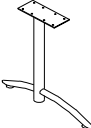
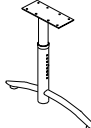

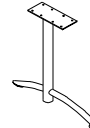
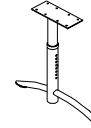
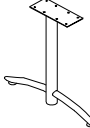
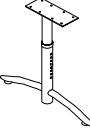
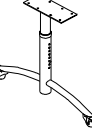
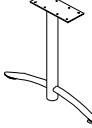
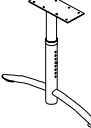
Also available in black : change **SN** to **BL**

EX : AC-2448RXCMMIMECF24NSN for AC-2448RXCMMIMECF24NBL

**** All legs, channels and modesty panels ****
 are installed with threaded
 metal-to metal connection.

| | PRODUCTS | CODES | FINISH | |
|---|----------|------------------------|--------|------|
| | | | AC | ACL |
|  <ul style="list-style-type: none"> - Double convex worksurface with two standard (HAPF) satin nickel grommets on each side; - Fixed satin nickel "C" legs of 2-1/2" diameter with levelers; - Fixed 14" metal channels, satin nickel finish; 48", 54" = 2 channels 60", 66" et 72" = 3 channels - Tilting embossed metal modesty panel, 12" high with 2 plastic latches and 2 hinges. | | A B C | | |
| | | 303348RXCMMIMECF24NSN | 1174 | 1357 |
| | | 303354RXCMMIMECF24NSN | 1207 | 1412 |
| | | 303360RXCMMIMECF24NSN | 1259 | 1479 |
| | | 303366RXCMMIMECF24NSN | 1305 | 1544 |
| | | 303372RXCMMIMECF24NSN | 1332 | 1591 |
|  <ul style="list-style-type: none"> - Double convex worksurface with two standard (HAPF) satin nickel grommets on each side; - Adjustable satin nickel "C" legs of 2-1/2" diameter with levelers; - Fixed 14" metal channels, satin nickel finish; 48", 54" = 2 channels 60", 66" et 72" = 3 channels - Tilting embossed metal modesty panel, 12" high with 2 plastic latches and 2 hinges. | | 303348RXCMMIMECA24NSN | 1279 | 1467 |
| | | 303354RXCMMIMECA24NSN | 1312 | 1521 |
| | | 303360RXCMMIMECA24NSN | 1364 | 1591 |
| | | 303366RXCMMIMECA24NSN | 1409 | 1653 |
| | | 303372RXCMMIMECA24NSN | 1436 | 1701 |
| | | | | |
|  <ul style="list-style-type: none"> - Double convex worksurface with two standard (HAPF) satin nickel grommets on each side; - Adjustable satin nickel "C" legs of 2-1/2" diameter with locking casters; - Fixed 14" metal channels, satin nickel finish; 48", 54" = 2 channels 60", 66" et 72" = 3 channels - Tilting embossed metal modesty panel, 12" high with 2 plastic latches and 2 hinges. | | 303348RXCMMIMECA24WFSN | 1332 | 1521 |
| | | 303354RXCMMIMECA24WFSN | 1364 | 1577 |
| | | 303360RXCMMIMECA24WFSN | 1417 | 1645 |
| | | 303366RXCMMIMECA24WFSN | 1462 | 1707 |
| | | 303372RXCMMIMECA24WFSN | 1488 | 1757 |
| | | | | |

Addition per table for legs of 2-1/2" diameter and of 30" spread:

| | | | | | | | | | |
|---|---|---|---|---|---|--|---|---|---|
|  |  |  |  |  |  |  |  |  |  |
| CF30NSN CF30NBL \$79 retail | CA30NSN CA30NBL \$79 retail | CA30WFSN CA30WFBL \$79 retail | CF30ENSN CF30ENBL \$79 retail | CA30ENSN CA30ENBL \$79 retail | TF30NSN TF30NBL \$79 retail | TA30NSN TA30NBL \$79 retail | TA30WFSN TA30WFBL \$79 retail | TF30ENSN TF30ENBL \$79 retail | TA30ENSN TA30ENBL \$79 retail |

OPTION



Translucent plastic tie wrap of 8-1/2" to keep the wires in the channels.
 ** To order with a channel or a modesty MFME (quantity of 5 per bag).

TWTR **N/C**



Black reinforcing bar 11 GA for tables of 60" and more without modesty or channel (sold separately).
 * Non available for FT mecanism *
 ** No cpu or keyboard can be installed with the reinforcing bar. **

BST60 56
BST66 64
BST72 69

**** The reinforcing bar is available for rectangular surfaces and double convex surfaces ****

*** Add **BST** at the end of the code **Ex :** 3060RECF24NSNBST ***

How to order?
303348RXCMMIMECA24EN
 (AC / ACL) (SN / BL)

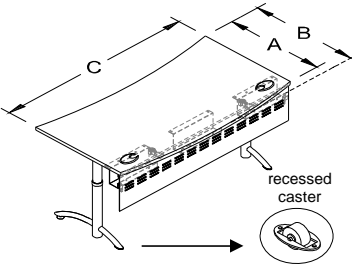
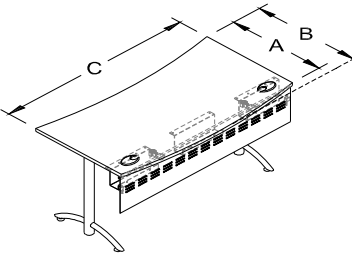
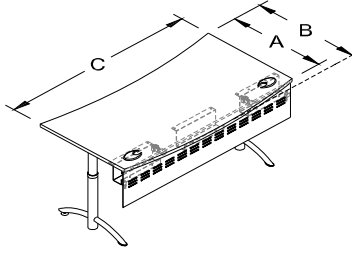
**DOUBLE CONVEX WORKSURFACE
 WITH TILTING EMBOSSED METAL
 MODESTY PANEL "CMMIME"**

IMPORTANT : The metal standard color is SATIN NICKEL "SN"


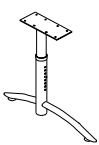
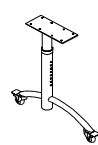

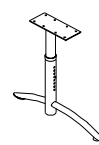

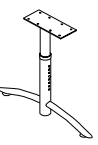
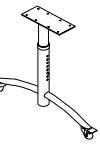
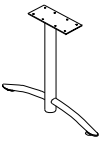
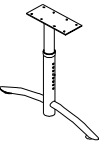
Also available in black : change **SN** to **BL**

EX : AC-2448RXCMMIMECA24EN**SN** for AC-2448RXCMMIMECA24EN**BL**

**** All legs, channels and modesty panels ****
are installed with threaded
metal-to metal connection.

| | PRODUCTS | CODES | FINISH | |
|---|---|--------------------------------|--------|------|
| | | | AC | ACL |
|  | <ul style="list-style-type: none"> - Double convex worksurface with two standard (HAPF) satin nickel grommets on each side; - Adjustable satin nickel "C" legs of 2-1/2" diameter with levelers & recessed casters; - Fixed 14" metal channels, satin nickel finish; 48", 54" = 2 channels 60", 66" et 72" = 3 channels - Tilting embossed metal modesty panel, 12" high with 2 plastic latches and 2 hinges. | A B C | | |
| | | 303348RXCMMIMECA24EN SN | 1332 | 1521 |
| | | 303354RXCMMIMECA24EN SN | 1364 | 1577 |
| | | 303360RXCMMIMECA24EN SN | 1417 | 1645 |
| | | 303366RXCMMIMECA24EN SN | 1462 | 1707 |
|  | <ul style="list-style-type: none"> - Double convex worksurface with two standard (HAPF) satin nickel grommets on each side; - Fixed satin nickel "C" legs of 2-1/2" diameter with levelers; - Fixed 14" metal channels, satin nickel finish; 48", 54" = 2 channels 60", 66" et 72" = 3 channels - Tilting embossed metal modesty panel, 12" high with 2 plastic latches and 2 hinges. | | | |
| | | 242748RXCMMIMETF24 NSN | 1084 | 1239 |
| | | 242754RXCMMIMETF24 NSN | 1114 | 1281 |
| | | 242760RXCMMIMETF24 NSN | 1162 | 1343 |
| | | 242766RXCMMIMETF24 NSN | 1200 | 1399 |
|  | <ul style="list-style-type: none"> - Double convex worksurface with two standard (HAPF) satin nickel grommets on each side; - Adjustable satin nickel "T" legs of 2-1/2" diameter with levelers; - Fixed 14" metal channels, satin nickel finish; 48", 54" = 2 channels 60", 66" et 72" = 3 channels - Tilting embossed metal modesty panel, 12" high with 2 plastic latches and 2 hinges. | | | |
| | | 242772RXCMMIMETF24 NSN | 1227 | 1440 |
| | | 303348RXCMMIMETF24 NSN | 1122 | 1301 |
| | | 303354RXCMMIMETF24 NSN | 1155 | 1357 |
| | | 303360RXCMMIMETF24 NSN | 1207 | 1426 |

Addition per table for legs of 2-1/2" diameter and of 30" spread:

| | | | | | | | | | |
|---|---|---|---|---|---|--|---|---|---|
|  |  |  |  |  |  |  |  |  |  |
| CF30NSN CF30NBL \$79 retail | CA30NSN CA30NBL \$79 retail | CA30WFSN CA30WFBL \$79 retail | CF30ENSN CF30ENBL \$79 retail | CA30ENSN CA30ENBL \$79 retail | TF30NSN TF30NBL \$79 retail | TA30NSN TA30NBL \$79 retail | TA30WFSN TA30WFBL \$79 retail | TF30ENSN TF30ENBL \$79 retail | TA30ENSN TA30ENBL \$79 retail |

OPTION



Translucent plastic tie wrap of 8-1/2" to keep the wires in the channels.
**** To order with a channel or a modesty MFME (quantity of 5 per bag).**

TWTR **N/C**



Black reinforcing bar 11 GA for tables of 60" and more without modesty or channel (sold separately).
*** Non available for FT mecanism ***
**** No cpu or keyboard can be installed with the reinforcing bar. ****

BST60 56
BST66 64
BST72 69

**** The reinforcing bar is available for rectangular surfaces and double convex surfaces ****

***** Add BST at the end of the code Ex : 3060RECF24NSNBST *****

How to order?
242748RXCMMIMETA24WF
 (AC / ACL) (SN / BL)

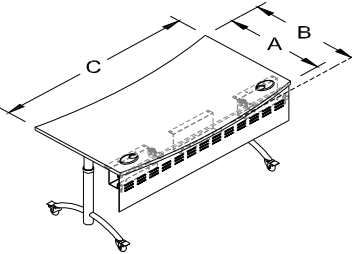
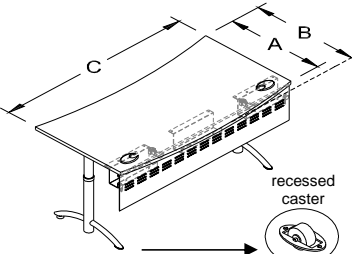
**DOUBLE CONVEX WORKSURFACE
 WITH TILTING EMBOSSED METAL
 MODESTY PANEL "CMMIME"**

IMPORTANT : The metal standard color is SATIN NICKEL "SN"

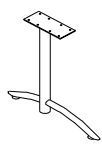
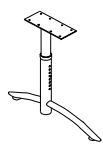
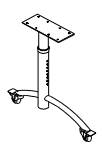
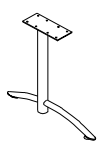
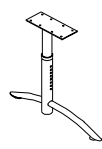

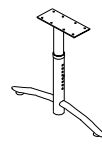
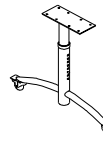
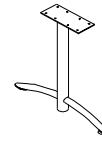
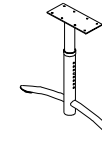
Also available in black : change **SN** to **BL**

EX : AC-2448RXCMMIMETA24WFSN for AC-2448RXCMMIMETA24WFB

**** All legs, channels and modesty panels ****
 are installed with threaded
 metal-to metal connection.

| | PRODUCTS | CODES | FINISH | |
|--|---|-------|--------|-----|
| | | | AC | ACL |
|  <ul style="list-style-type: none"> - Double convex work surface with two standard (HAPF) satin nickel grommets on each side; - Adjustable satin nickel "T" legs of 2-1/2" diameter with locking casters; - Fixed 14" metal channels, satin nickel finish; 48", 54" = 2 channels 60", 66" et 72" = 3 channels - Tilting embossed metal modesty panel, 12" high with 2 plastic latches and 2 hinges. | <p>A B C</p> <p>242748RXCMMIMETA24WFSN</p> <p>242754RXCMMIMETA24WFSN</p> <p>242760RXCMMIMETA24WFSN</p> <p>242766RXCMMIMETA24WFSN</p> <p>242772RXCMMIMETA24WFSN</p> <p>303348RXCMMIMETA24WFSN</p> <p>303354RXCMMIMETA24WFSN</p> <p>303360RXCMMIMETA24WFSN</p> <p>303366RXCMMIMETA24WFSN</p> <p>303372RXCMMIMETA24WFSN</p> | | | |
| | | | | |
| | | | | |
| | | | | |
| | | | | |
| | | | | |
| | | | | |
| | | | | |
| | | | | |
| | | | | |
| | | | | |
|  <ul style="list-style-type: none"> - Double convex work surface with two standard (HAPF) satin nickel grommets on each side; - Adjustable satin nickel "T" legs of 2-1/2" diameter with levelers & recessed casters; - Fixed 14" metal channels, satin nickel finish; 48", 54" = 2 channels 60", 66" et 72" = 3 channels - Tilting embossed metal modesty panel, 12" high with 2 plastic latches and 2 hinges. | <p>242748RXCMMIMETA24ENS</p> <p>242754RXCMMIMETA24ENS</p> <p>242760RXCMMIMETA24ENS</p> <p>242766RXCMMIMETA24ENS</p> <p>242772RXCMMIMETA24ENS</p> <p>303348RXCMMIMETA24ENS</p> <p>303354RXCMMIMETA24ENS</p> <p>303360RXCMMIMETA24ENS</p> <p>303366RXCMMIMETA24ENS</p> <p>303372RXCMMIMETA24ENS</p> | | | |
| | | | | |
| | | | | |
| | | | | |
| | | | | |
| | | | | |
| | | | | |
| | | | | |
| | | | | |
| | | | | |
| | | | | |

Addition per table for legs of 2-1/2" diameter and of 30" spread:

| | | | | | | | | | |
|---|---|---|---|---|---|--|---|---|---|
|  |  |  |  |  |  |  |  |  |  |
| CF30NSN CF30NBL \$79 retail | CA30NSN CA30NBL \$79 retail | CA30WFSN CA30WFBL \$79 retail | CF30ENSN CF30ENBL \$79 retail | CA30ENSN CA30ENBL \$79 retail | TF30NSN TF30NBL \$79 retail | TA30NSN TA30NBL \$79 retail | TA30WFSN TA30WFBL \$79 retail | TF30ENSN TF30ENBL \$79 retail | TA30ENSN TA30ENBL \$79 retail |

OPTION



Translucent plastic tie wrap of 8-1/2" to keep the wires in the channels.
 ** To order with a channel or a modesty MFME (quantity of 5 per bag).

TWTR **N/C**



Black reinforcing bar 11 GA for tables of 60" and more without modesty or channel (sold separately).
 * Non available for FT mecanism *
 ** No cpu or keyboard can be installed with the reinforcing bar. **

BST60 56
BST66 64
BST72 69

**** The reinforcing bar is available for rectangular surfaces and double convex surfaces ****

*** Add **BST** at the end of the code **Ex :** 3060RECF24NSNBST ***

How to order?
242748RXCMMIMECF24EN
 (AC / ACL) (SN / BL)

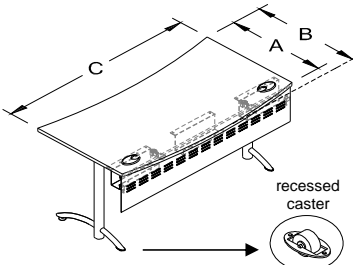
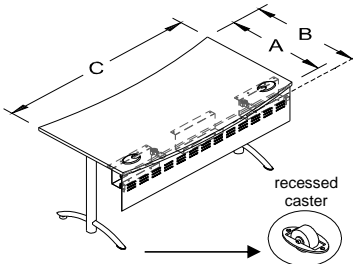
**DOUBLE CONVEX WORKSURFACE
 WITH TILTING EMBOSSED METAL
 MODESTY PANEL "CMMIME"**

IMPORTANT : The metal standard color is SATIN NICKEL "SN"


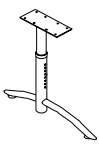
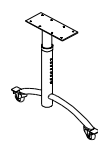

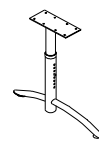
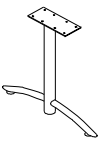
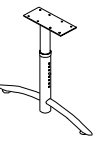
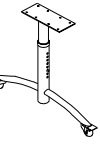
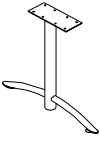
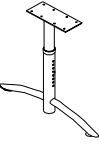
Also available in black : change **SN** to **BL**

EX : AC-2448RXCMMIMECF24WFEN for AC-2448RXCMMIMECF24ENBL

**** All legs, channels and modesty panels ****
are installed with threaded
metal-to metal connection.

| | PRODUCTS | CODES | FINISH | |
|--|--|------------------------|--------|------|
| | | | AC | ACL |
|  | <ul style="list-style-type: none">- Double convex work surface with two standard (HAPF) satin nickel grommets on each side;- Fixed satin nickel "C" legs of 2-1/2" diameter with levelers & recessed casters;- Fixed 14" metal channels, satin nickel finish; 48", 54" = 2 channels 60", 66" et 72" = 3 channels- Tilting embossed metal modesty panel, 12" high with 2 plastic latches and 2 hinges. | A B C | | |
| | | 242748RXCMMIMECF24ENSN | 1254 | 1419 |
| | | 242754RXCMMIMECF24ENSN | 1284 | 1461 |
| | | 242760RXCMMIMECF24ENSN | 1332 | 1521 |
| | | 242766RXCMMIMECF24ENSN | 1371 | 1577 |
| | | 242772RXCMMIMECF24ENSN | 1397 | 1618 |
| | | 303348RXCMMIMECF24ENSN | 1292 | 1479 |
| | | 303354RXCMMIMECF24ENSN | 1326 | 1535 |
| | | 303360RXCMMIMECF24ENSN | 1378 | 1603 |
| | | 303366RXCMMIMECF24ENSN | 1423 | 1666 |
| 303372RXCMMIMECF24ENSN | 1449 | 1716 | | |
|  | <ul style="list-style-type: none">- Double convex work surface with two standard (HAPF) satin nickel grommets on each side;- Fixed satin nickel "T" legs of 2-1/2" diameter with levelers & recessed casters;- Fixed 14" metal channels, satin nickel finish; 48", 54" = 2 channels 60", 66" et 72" = 3 channels- Tilting embossed metal modesty panel, 12" high with 2 plastic latches and 2 hinges. | 242748RXCMMIMETF24ENSN | 1109 | 1267 |
| | | 242754RXCMMIMETF24ENSN | 1141 | 1307 |
| | | 242760RXCMMIMETF24ENSN | 1188 | 1370 |
| | | 242766RXCMMIMETF24ENSN | 1227 | 1426 |
| | | 242772RXCMMIMETF24ENSN | 1254 | 1467 |
| | | 303348RXCMMIMETF24ENSN | 1147 | 1329 |
| | | 303354RXCMMIMETF24ENSN | 1180 | 1383 |
| | | 303360RXCMMIMETF24ENSN | 1233 | 1452 |
| | | 303366RXCMMIMETF24ENSN | 1279 | 1515 |
| | | 303372RXCMMIMETF24ENSN | 1305 | 1562 |

Addition per table for legs of 2-1/2" diameter and of 30" spread:

| | | | | | | | | | |
|---|---|---|---|---|---|--|---|---|---|
|  |  |  |  |  |  |  |  |  |  |
| CF30NSN CF30NBL \$79 retail | CA30NSN CA30NBL \$79 retail | CA30WFSN CA30WFBL \$79 retail | CF30ENSN CF30ENBL \$79 retail | CA30ENSN CA30ENBL \$79 retail | TF30NSN TF30NBL \$79 retail | TA30NSN TA30NBL \$79 retail | TA30WFSN TA30WFBL \$79 retail | TF30ENSN TF30ENBL \$79 retail | TA30ENSN TA30ENBL \$79 retail |

OPTION



Translucent plastic tie wrap of 8-1/2" to keep the wires in the channels.
**** To order with a channel or a modesty MFME (quantity of 5 per bag).**

TWTR **N/C**



Black reinforcing bar 11 GA for tables of 60" and more without modesty or channel (sold separately).
*** Non available for FT mecanism ***
**** No cpu or keyboard can be installed with the reinforcing bar. ****

BST60 56
BST66 64
BST72 69

**** The reinforcing bar is available for rectangular surfaces and double convex surfaces ****

***** Add BST at the end of the code Ex : 3060RECF24NSNBST *****

How to order?
3048RECMMIPVCF24N
 (AC / ACL) (SN / BL)

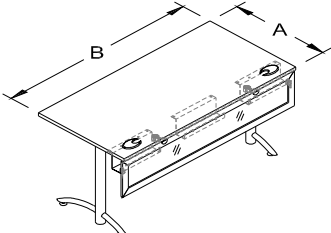
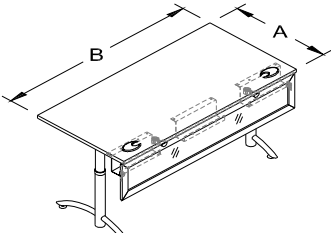
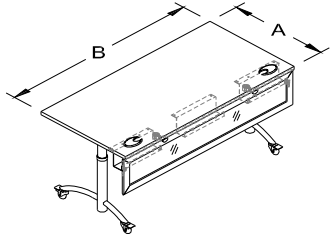
**RECTANGULAR WORKSURFACE
& TILTING GLASS (SCREEN 04)
MODESTY PANEL WITH
ALUMINIUM FRAME "CMMIPV"**

IMPORTANT : The metal standard color is SATIN NICKEL "SN"

Also available in black : change **SN** to **BL**

EX : AC-2448RECMMIMECF24NSN for AC-2448RECMMIMECF24NBL

**** All legs, channels and modesty panels
are installed with threaded
metal-to metal connection. ****

| | PRODUCTS | CODES | FINISH | |
|---|---|----------------------|--------|------|
| | | | AC | ACL |
|  | <ul style="list-style-type: none"> - Rectangular worksurface with two standard (HAPF) satin nickel grommets on each side; - Fixed satin nickel "C" legs of 2-1/2" diameter with levelers; - Fixed 14" metal channels, satin nickel finish; 48", 54" = 2 channels 60", 66" et 72" = 3 channels - Tilting glass (screen 04) modesty panel with aluminium frame, 12" high with 2 plastic latches and 2 hinges. | A B | | |
| | | 3048RECMMIPVCF24NSN | 1233 | 1419 |
| | | 3054RECMMIPVCF24NSN | 1271 | 1479 |
| | | 3060RECMMIPVCF24NSN | 1312 | 1535 |
| | | 3066RECMMIPVCF24NSN | 1351 | 1591 |
| | | 3072RECMMIPVCF24NSN | 1383 | 1645 |
|  | <ul style="list-style-type: none"> - Rectangular worksurface with two standard (HAPF) satin nickel grommets on each side; - Adjustable satin nickel "C" legs of 2-1/2" diameter with levelers; - Fixed 14" metal channels, satin nickel finish; 48", 54" = 2 channels 60", 66" et 72" = 3 channels - Tilting glass (screen 04) modesty panel with aluminium frame, 12" high with 2 plastic latches and 2 hinges. | 3048RECMMIPVCA24NSN | 1338 | 1529 |
| | | 3054RECMMIPVCA24NSN | 1378 | 1591 |
| | | 3060RECMMIPVCA24NSN | 1417 | 1645 |
| | | 3066RECMMIPVCA24NSN | 1456 | 1701 |
| | | 3072RECMMIPVCA24NSN | 1488 | 1757 |
| | | | | |
|  | <ul style="list-style-type: none"> - Rectangular worksurface with two standard (HAPF) satin nickel grommets on each side; - Adjustable satin nickel "C" legs of 2-1/2" diameter with locking casters; - Fixed 14" metal channels, satin nickel finish; 48", 54" = 2 channels 60", 66" et 72" = 3 channels - Tilting glass (screen 04) modesty panel with aluminium frame, 12" high with 2 plastic latches and 2 hinges. | 3048RECMMIPVCA24WFSN | 1391 | 1583 |
| | | 3054RECMMIPVCA24WFSN | 1430 | 1645 |
| | | 3060RECMMIPVCA24WFSN | 1470 | 1701 |
| | | 3066RECMMIPVCA24WFSN | 1508 | 1757 |
| | | 3072RECMMIPVCA24WFSN | 1541 | 1811 |
| | | | | |

Addition per table for legs of 2-1/2" diameter and of 30" spread:

| | | | | | | | | | |
|-----------------------------------|-----------------------------------|-------------------------------------|-------------------------------------|-------------------------------------|-----------------------------------|-----------------------------------|-------------------------------------|-------------------------------------|-------------------------------------|
| | | | | | | | | | |
| CF30NSN CF30NBL \$79 retail | CA30NSN CA30NBL \$79 retail | CA30WFSN CA30WFBL \$79 retail | CF30ENSN CF30ENBL \$79 retail | CA30ENSN CA30ENBL \$79 retail | TF30NSN TF30NBL \$79 retail | TA30NSN TA30NBL \$79 retail | TA30WFSN TA30WFBL \$79 retail | TF30ENSN TF30ENBL \$79 retail | TA30ENSN TA30ENBL \$79 retail |

OPTION



Translucent plastic tie wrap of 8-1/2" to keep the wires in the channels.
 ** To order with a channel or a modesty MFME (quantity of 5 per bag).

TWTR **N/C**



Black reinforcing bar 11 GA for tables of 60" and more without modesty or channel (sold separately).
 * Non available for FT mecanism *
 ** No cpu or keyboard can be installed with the reinforcing bar. **

BST60 56
BST66 64
BST72 69

**** The reinforcing bar is available for rectangular surfaces and double convex surfaces ****

*** Add **BST** at the end of the code **Ex :** 3060RECF24NSNBST ***

How to order?
3048RECMMIPVCA24EN
 (AC / ACL) (SN / BL)

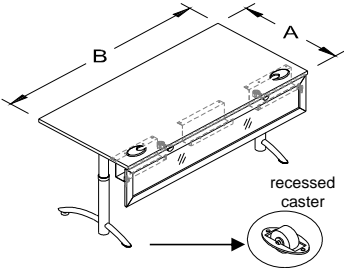
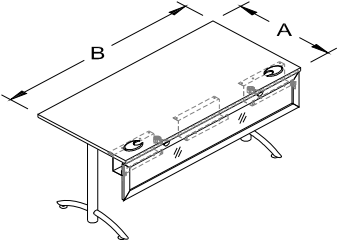
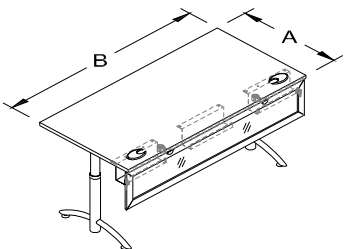
**RECTANGULAR WORKSURFACE
& TILTING GLASS (SCREEN 04)
MODESTY PANEL WITH
ALUMINIUM FRAME "CMMIPV"**

IMPORTANT : The metal standard color is SATIN NICKEL "SN"

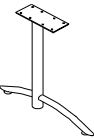
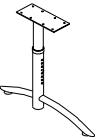
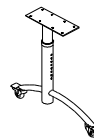

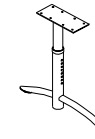
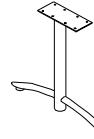
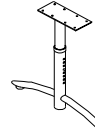
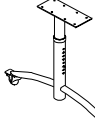
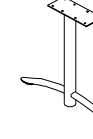
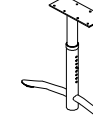
Also available in black : change **SN** to **BL**

EX : AC-2448RECMMIMECA24EN**SN** for AC-2448RECMMIMECA24EN**BL**

**** All legs, channels and modesty panels
are installed installed with threaded
metal-to metal connection.**

| | PRODUCTS | CODES | FINISH | |
|--|--|-----------------------------|--------|------|
| | | | AC | ACL |
|  | <ul style="list-style-type: none"> - Rectangular worksurface with two standard (HAPF) satin nickel grommets on each side; - Adjustable satin nickel "C" legs of 2-1/2" diameter with levelers & recessed casters; - Fixed 14" metal channels, satin nickel finish; 48", 54" = 2 channels; 60", 66" et 72" = 3 channels - Tilting glass (screen 04) modesty panel with aluminium frame, 12" high with 2 plastic latches and 2 hinges. | A B | | |
| | | 3048RECMMIPVCA24ENSN | 1391 | 1583 |
| | | 3054RECMMIPVCA24ENSN | 1430 | 1645 |
| | | 3060RECMMIPVCA24ENSN | 1470 | 1701 |
| | | 3066RECMMIPVCA24ENSN | 1508 | 1757 |
| | | 3072RECMMIPVCA24ENSN | 1541 | 1811 |
|  | <ul style="list-style-type: none"> - Rectangular worksurface with two standard (HAPF) satin nickel grommets on each side; - Fixed satin nickel "T" legs of 2-1/2" diameter with levelers; - Fixed 14" metal channels, satin nickel finish; 48", 54" = 2 channels; 60", 66" et 72" = 3 channels - Tilting glass (screen 04) modesty panel with aluminium frame, 12" high with 2 plastic latches and 2 hinges. | 2448RECMMIPVTF24NSN | 1147 | 1307 |
| | | 2454RECMMIPVTF24NSN | 1180 | 1357 |
| | | 2460RECMMIPVTF24NSN | 1220 | 1405 |
| | | 2466RECMMIPVTF24NSN | 1254 | 1461 |
| | | 2472RECMMIPVTF24NSN | 1284 | 1502 |
| | | 3048RECMMIPVTF24NSN | 1180 | 1364 |
| | | 3054RECMMIPVTF24NSN | 1220 | 1426 |
| | | 3060RECMMIPVTF24NSN | 1259 | 1479 |
|  | <ul style="list-style-type: none"> - Rectangular worksurface with two standard (HAPF) satin nickel grommets on each side; - Adjustable satin nickel "T" legs of 2-1/2" diameter with levelers; - Fixed 14" metal channels, satin nickel finish; 48", 54" = 2 channels; 60", 66" et 72" = 3 channels - Tilting glass (screen 04) modesty panel with aluminium frame, 12" high with 2 plastic latches and 2 hinges. | 2448RECMMIPVTA24NSN | 1305 | 1474 |
| | | 2454RECMMIPVTA24NSN | 1338 | 1521 |
| | | 2460RECMMIPVTA24NSN | 1378 | 1571 |
| | | 2466RECMMIPVTA24NSN | 1409 | 1625 |
| | | 2472RECMMIPVTA24NSN | 1443 | 1666 |
| | | 3048RECMMIPVTA24NSN | 1338 | 1529 |
| | | 3054RECMMIPVTA24NSN | 1378 | 1591 |
| | | 3060RECMMIPVTA24NSN | 1417 | 1645 |
| | | 3066RECMMIPVTA24NSN | 1456 | 1701 |
| | | 3072RECMMIPVTA24NSN | 1488 | 1757 |

Addition per table for legs of 2-1/2" diameter and of 30" spread:

| | | | | | | | | | |
|---|---|---|---|---|---|--|---|---|---|
|  |  |  |  |  |  |  |  |  |  |
| CF30NSN CF30NBL \$79 retail | CA30NSN CA30NBL \$79 retail | CA30WFSN CA30WFBL \$79 retail | CF30ENSN CF30ENBL \$79 retail | CA30ENSN CA30ENBL \$79 retail | TF30NSN TF30NBL \$79 retail | TA30NSN TA30NBL \$79 retail | TA30WFSN TA30WFBL \$79 retail | TF30ENSN TF30ENBL \$79 retail | TA30ENSN TA30ENBL \$79 retail |

OPTION



Translucent plastic tie wrap of 8-1/2" to keep the wires in the channels.
**** To order with a channel or a modesty MFME (quantity of 5 per bag).**

TWTR **N/C**



Black reinforcing bar 11 GA for tables of 60" and more without modesty or channel (sold separately).
*** Non available for FT mecanism ***
**** No cpu or keyboard can be installed with the reinforcing bar. ****

BST60 56
BST66 64
BST72 69

**** The reinforcing bar is available for rectangular surfaces and double convex surfaces ****

***** Add BST at the end of the code Ex : 3060RECF24NSNBST *****

How to order?
2448RECMMIPVTA24WF
 (AC / ACL) (SN / BL)

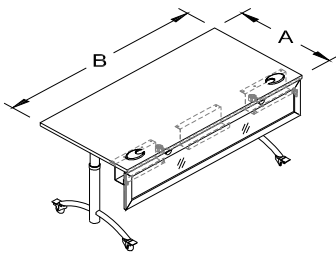
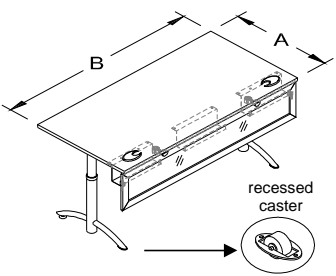
**RECTANGULAR WORKSURFACE
 & TILTING GLASS (SCREEN 04)
 MODESTY PANEL WITH
 ALUMINIUM FRAME "CMMIPV"**

IMPORTANT : The metal standard color is SATIN NICKEL "SN"

Also available in black : change **SN** to **BL**

EX : AC-2448RECMMIMETA24WFSN for AC-2448RECMMIMETA24WFBL

**** All legs, channels and modesty panels **
 are installed installed with threaded
 metal-to metal connection.**

| | PRODUCTS | CODES | FINISH | |
|---|---|----------------------|--------|------|
| | | | AC | ACL |
|  | <ul style="list-style-type: none"> - Rectangular worksurface with two standard (HAPF) satin nickel grommets on each side; - Adjustable satin nickel "T" legs of 2-1/2" diameter with locking casters; - Fixed 14" metal channels, satin nickel finish; 48", 54" = 2 channels 60", 66" et 72" = 3 channels - Tilting glass (screen 04) modesty panel with aluminium frame, 12" high with 2 plastic latches and 2 hinges. | A B | | |
| | | 2448RECMMIPVTA24WFSN | 1358 | 1529 |
| | | 2454RECMMIPVTA24WFSN | 1391 | 1577 |
| | | 2460RECMMIPVTA24WFSN | 1430 | 1625 |
| | | 2466RECMMIPVTA24WFSN | 1462 | 1680 |
| | | 2472RECMMIPVTA24WFSN | 1496 | 1722 |
| | | 3048RECMMIPVTA24WFSN | 1391 | 1583 |
| | | 3054RECMMIPVTA24WFSN | 1430 | 1645 |
| | | 3060RECMMIPVTA24WFSN | 1470 | 1701 |
| | | 3066RECMMIPVTA24WFSN | 1508 | 1757 |
| | | 3072RECMMIPVTA24WFSN | 1541 | 1811 |
|  | <ul style="list-style-type: none"> - Rectangular worksurface with two standard (HAPF) satin nickel grommets on each side; - Adjustable satin nickel "T" legs of 2-1/2" diameter with levelers & recessed casters; - Fixed 14" metal channels, satin nickel finish; 48", 54" = 2 channels 60", 66" et 72" = 3 channels - Tilting glass (screen 04) modesty panel with aluminium frame, 12" high with 2 plastic latches and 2 hinges. | 2448RECMMIPVTA24ENSN | 1358 | 1529 |
| | | 2454RECMMIPVTA24ENSN | 1391 | 1577 |
| | | 2460RECMMIPVTA24ENSN | 1430 | 1625 |
| | | 2466RECMMIPVTA24ENSN | 1462 | 1680 |
| | | 2472RECMMIPVTA24ENSN | 1496 | 1722 |
| | | 3048RECMMIPVTA24ENSN | 1391 | 1583 |
| | | 3054RECMMIPVTA24ENSN | 1430 | 1645 |
| | | 3060RECMMIPVTA24ENSN | 1470 | 1701 |
| | | 3066RECMMIPVTA24ENSN | 1508 | 1757 |
| | | 3072RECMMIPVTA24ENSN | 1541 | 1811 |

Addition per table for legs of 2-1/2" diameter and of 30" spread:

| | | | | | | | | | |
|-----------------------------------|-----------------------------------|-------------------------------------|-------------------------------------|-------------------------------------|-----------------------------------|-----------------------------------|-------------------------------------|-------------------------------------|-------------------------------------|
| | | | | | | | | | |
| CF30NSN CF30NBL \$79 retail | CA30NSN CA30NBL \$79 retail | CA30WFSN CA30WFBL \$79 retail | CF30ENSN CF30ENBL \$79 retail | CA30ENSN CA30ENBL \$79 retail | TF30NSN TF30NBL \$79 retail | TA30NSN TA30NBL \$79 retail | TA30WFSN TA30WFBL \$79 retail | TF30ENSN TF30ENBL \$79 retail | TA30ENSN TA30ENBL \$79 retail |

OPTION



Translucent plastic tie wrap of 8-1/2" to keep the wires in the channels.

** To order with a channel or a modesty MFME (quantity of 5 per bag).

TWTR

N/C



Black reinforcing bar 11 GA for tables of 60" and more without modesty or channel (sold separately).

* Non available for FT mecanism *

** No cpu or keyboard can be installed with the reinforcing bar. **

BST60

56

BST66

64

BST72

69

**** The reinforcing bar is available for rectangular surfaces and double convex surfaces ****

***** Add BST at the end of the code Ex : 3060RECF24NSNBST *****

How to order?
2448RECMIPVCF24EN
 (AC / ACL) (SN / BL)

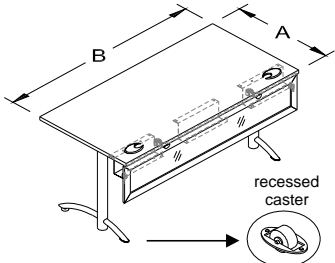
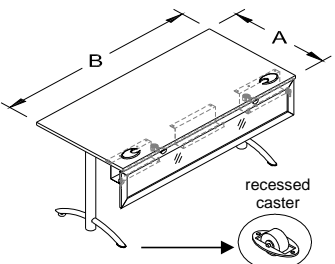
**RECTANGULAR WORKSURFACE
 & TILTING GLASS (SCREEN 04)
 MODESTY PANEL WITH
 ALUMINIUM FRAME "CMMIPV"**

IMPORTANT : The metal standard color is SATIN NICKEL "SN"

Also available in black : change **SN** to **BL**

EX : AC-2448RECMIMECF24EN**SN** for AC-2448RECMIMECF24EN**BL**

**** All legs, channels and modesty panels
 are installed installed with threaded
 metal-to metal connection. ****

| | PRODUCTS | CODES | FINISH | |
|--|---|--------------------|--------|------|
| | | | AC | ACL |
|  | <ul style="list-style-type: none">- Rectangular worksurface with two standard (HAPF) satin nickel grommets on each side;- Fixed satin nickel "C" legs of 2-1/2" diameter with levelers & recessed casters;- Fixed 14" metal channels, satin nickel finish; 48", 54" = 2 channels 60", 66" et 72" = 3 channels- Tilting glass (screen 04) modesty panel with aluminium frame, 12" high with 2 plastic latches and 2 hinges. | A B | | |
| | | 2448RECMMPVCF24ENS | 1317 | 1488 |
| | | 2454RECMMPVCF24ENS | 1351 | 1535 |
| | | 2460RECMMPVCF24ENS | 1391 | 1583 |
| | | 2466RECMMPVCF24ENS | 1423 | 1639 |
| | | 2472RECMMPVCF24ENS | 1456 | 1680 |
| | | 3048RECMMPVCF24ENS | 1351 | 1544 |
| | | 3054RECMMPVCF24ENS | 1391 | 1603 |
| | | 3060RECMMPVCF24ENS | 1430 | 1660 |
| | | 3066RECMMPVCF24ENS | 1470 | 1716 |
| | | 3072RECMMPVCF24ENS | 1502 | 1770 |
|  | <ul style="list-style-type: none">- Rectangular worksurface with two standard (HAPF) satin nickel grommets on each side;- Fixed satin nickel "T" legs of 2-1/2" diameter with levelers & recessed casters;- Fixed 14" metal channels, satin nickel finish; 48", 54" = 2 channels 60", 66" et 72" = 3 channels- Tilting glass (screen 04) modesty panel with aluminium frame, 12" high with 2 plastic latches and 2 hinges. | 2448RECMMPVTF24ENS | 1174 | 1335 |
| | | 2454RECMMPVTF24ENS | 1207 | 1383 |
| | | 2460RECMMPVTF24ENS | 1245 | 1432 |
| | | 2466RECMMPVTF24ENS | 1279 | 1488 |
| | | 2472RECMMPVTF24ENS | 1312 | 1529 |
| | | 3048RECMMPVTF24ENS | 1207 | 1392 |
| | | 3054RECMMPVTF24ENS | 1245 | 1452 |
| | | 3060RECMMPVTF24ENS | 1284 | 1508 |
| | | 3066RECMMPVTF24ENS | 1326 | 1562 |
| | | 3072RECMMPVTF24ENS | 1358 | 1618 |

Addition per table for legs of 2-1/2" diameter and of 30" spread:

| | | | | | | | | | |
|-----------------------------------|-----------------------------------|-------------------------------------|-------------------------------------|-------------------------------------|-----------------------------------|-----------------------------------|-------------------------------------|-------------------------------------|-------------------------------------|
| | | | | | | | | | |
| CF30NSN CF30NBL \$79 retail | CA30NSN CA30NBL \$79 retail | CA30WFSN CA30WFBL \$79 retail | CF30ENSN CF30ENBL \$79 retail | CA30ENSN CA30ENBL \$79 retail | TF30NSN TF30NBL \$79 retail | TA30NSN TA30NBL \$79 retail | TA30WFSN TA30WFBL \$79 retail | TF30ENSN TF30ENBL \$79 retail | TA30ENSN TA30ENBL \$79 retail |

OPTION



Translucent plastic tie wrap of 8-1/2" to keep the wires in the channels.
**** To order with a channel or a modesty MFME (quantity of 5 per bag).**

TWTR **N/C**



Black reinforcing bar 11 GA for tables of 60" and more without modesty or channel (sold separately).

*** Non available for FT mecanism ***

**** No cpu or keyboard can be installed with the reinforcing bar. ****

BST60 **56**

BST66 **64**

BST72 **69**

**** The reinforcing bar is available for rectangular surfaces and double convex surfaces ****

***** Add BST at the end of the code Ex : 3060RECF24NSNBST *****

How to order?
303348RXCMMIPVCF24N
 (AC / ACL) (SN / BL)

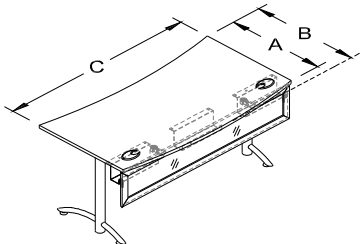
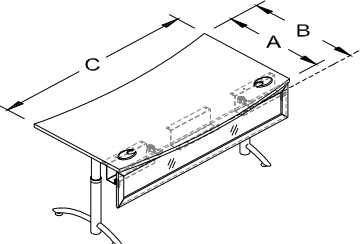
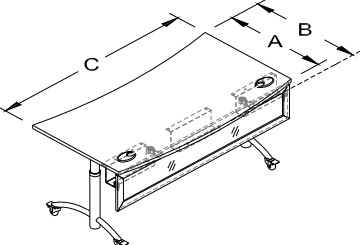
**DOUBLE CONVEX WORKSURFACE
 & TILTING GLASS (SCREEN 04)
 MODESTY PANEL WITH
 ALUMINIUM FRAME "CMMIPV"**

IMPORTANT : The metal standard color is SATIN NICKEL "SN"


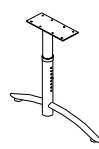
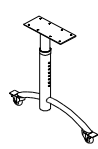
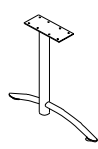
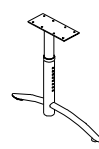

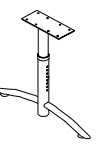
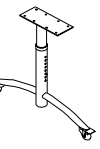
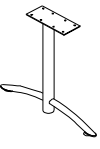
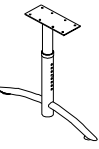
Also available in black : change **SN** to **BL**

EX : AC-2448RXCMMIMECF24NSN for AC-2448RXCMMIMECF24NBL

**** All legs, channels and modesty panels
 are installed with threaded
 metal-to metal connection. ****

| | PRODUCTS | CODES | FINISH | |
|--|----------|------------------------|--------|------|
| | | | AC | ACL |
|  <ul style="list-style-type: none"> - Double convex work surface with two standard (HAPF) satin nickel grommets on each side; - Fixed satin nickel "C" legs of 2-1/2" diameter with levelers; - Fixed 14" metal channels, satin nickel finish; 48", 54" = 2 channels 60", 66" et 72" = 3 channels - Tilting glass (screen 04) modesty panel with aluminium frame, 12" high with 2 plastic latches and 2 hinges. | | A B C | | |
| | | 303348RXCMMIPVCF24NSN | 1266 | 1452 |
| | | 303354RXCMMIPVCF24NSN | 1305 | 1515 |
| | | 303360RXCMMIPVCF24NSN | 1351 | 1556 |
| | | 303366RXCMMIPVCF24NSN | 1397 | 1639 |
| | | 303372RXCMMIPVCF24NSN | 1430 | 1694 |
|  <ul style="list-style-type: none"> - Double convex work surface with two standard (HAPF) satin nickel grommets on each side; - Adjustable satin nickel "C" legs of 2-1/2" diameter with levelers; - Fixed 14" metal channels, satin nickel finish; 48", 54" = 2 channels 60", 66" et 72" = 3 channels - Tilting glass (screen 04) modesty panel with aluminium frame, 12" high with 2 plastic latches and 2 hinges. | | 303348RXCMMIPVCA24NSN | 1371 | 1562 |
| | | 303354RXCMMIPVCA24NSN | 1409 | 1625 |
| | | 303360RXCMMIPVCA24NSN | 1456 | 1688 |
| | | 303366RXCMMIPVCA24NSN | 1502 | 1749 |
| | | 303372RXCMMIPVCA24NSN | 1536 | 1804 |
| | | | | |
|  <ul style="list-style-type: none"> - Double convex work surface with two standard (HAPF) satin nickel grommets on each side; - Adjustable satin nickel "C" legs of 2-1/2" diameter with locking casters; - Fixed 14" metal channels, satin nickel finish; 48", 54" = 2 channels 60", 66" et 72" = 3 channels - Tilting glass (screen 04) modesty panel with aluminium frame, 12" high with 2 plastic latches and 2 hinges. | | 303348RXCMMIPVCA24WFSN | 1423 | 1618 |
| | | 303354RXCMMIPVCA24WFSN | 1462 | 1680 |
| | | 303360RXCMMIPVCA24WFSN | 1508 | 1743 |
| | | 303366RXCMMIPVCA24WFSN | 1553 | 1804 |
| | | 303372RXCMMIPVCA24WFSN | 1587 | 1859 |
| | | | | |

Addition per table for legs of 2-1/2" diameter and of 30" spread:

| | | | | | | | | | |
|---|---|---|---|---|---|--|---|---|---|
|  |  |  |  |  |  |  |  |  |  |
| CF30NSN CF30NBL \$79 retail | CA30NSN CA30NBL \$79 retail | CA30WFSN CA30WFBL \$79 retail | CF30ENSN CF30ENBL \$79 retail | CA30ENSN CA30ENBL \$79 retail | TF30NSN TF30NBL \$79 retail | TA30NSN TA30NBL \$79 retail | TA30WFSN TA30WFBL \$79 retail | TF30ENSN TF30ENBL \$79 retail | TA30ENSN TA30ENBL \$79 retail |

OPTION



Translucent plastic tie wrap of 8-1/2" to keep the wires in the channels.
**** To order with a channel or a modesty MFME (quantity of 5 per bag).**

TWTR **N/C**



Black reinforcing bar 11 GA for tables of 60" and more without modesty or channel (sold separately).
*** Non available for FT mecanism ***
**** No cpu or keyboard can be installed with the reinforcing bar. ****

BST60 56
BST66 64
BST72 69

**** The reinforcing bar is available for rectangular surfaces and double convex surfaces ****

***** Add BST at the end of the code Ex : 3060RECF24NSNBST *****

How to order?
303348XCMMIPVCA24EN
 (AC / ACL) (SN / BL)

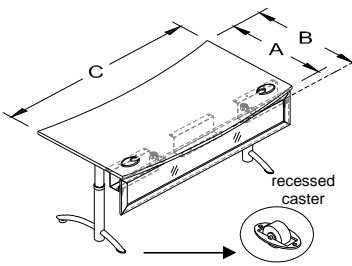
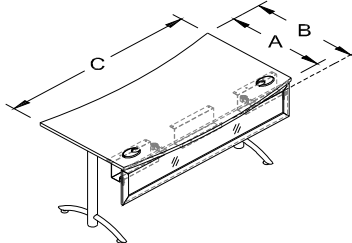
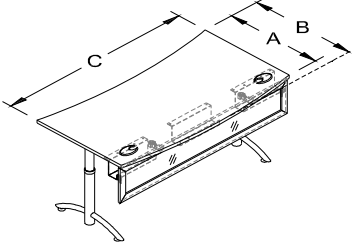
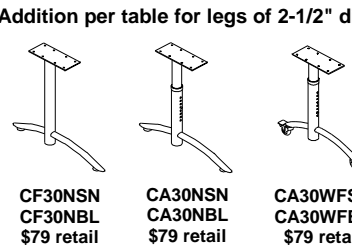
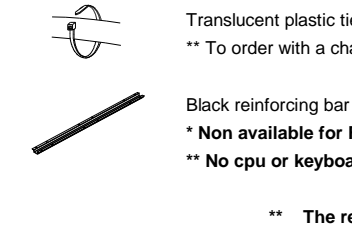
**DOUBLE CONVEX WORKSURFACE
& TILTING GLASS (SCREEN 04)
MODESTY PANEL WITH
ALUMINIUM FRAME "CMMIPV"**

IMPORTANT : The metal standard color is SATIN NICKEL "SN"

Also available in black : change **SN** to **BL**

EX : AC-2448RXCMMIMECA24EN**SN** for AC-2448RXCMMIMECA24EN**BL**

**** All legs, channels and modesty panels
are installed with threaded
metal-to metal connection.**

| | PRODUCTS | CODES | FINISH | |
|---|---|--------------------------------|--------|------|
| | | | AC | ACL |
|  | <ul style="list-style-type: none"> - Double convex worksurface with two standard (HAPF) satin nickel grommets on each side; - Adjustable satin nickel "C" legs of 2-1/2" diameter with levelers & recessed casters; - Fixed 14" metal channels, satin nickel finish; 48", 54" = 2 channels 60", 66" et 72" = 3 channels - Tilting glass (screen 04) modesty panel with aluminium frame, 12" high with 2 plastic latches and 2 hinges. | A B C | | |
| | | 303348RXCMMIPVCA24EN SN | 1423 | 1618 |
| | | 303354RXCMMIPVCA24EN SN | 1462 | 1680 |
| | | 303360RXCMMIPVCA24EN SN | 1508 | 1743 |
| | | 303366RXCMMIPVCA24EN SN | 1553 | 1804 |
|  | <ul style="list-style-type: none"> - Double convex worksurface with two standard (HAPF) satin nickel grommets on each side; - Fixed satin nickel "T" legs of 2-1/2" diameter with levelers; - Fixed 14" metal channels, satin nickel finish; 48", 54" = 2 channels 60", 66" et 72" = 3 channels - Tilting glass (screen 04) modesty panel with aluminium frame, 12" high with 2 plastic latches and 2 hinges. | 242748RXCMMIPVTF24NSN | 1174 | 1335 |
| | | 242754RXCMMIPVTF24NSN | 1213 | 1383 |
| | | 242760RXCMMIPVTF24NSN | 1254 | 1440 |
| | | 242766RXCMMIPVTF24NSN | 1292 | 1494 |
| | | 242772RXCMMIPVTF24NSN | 1326 | 1544 |
|  | <ul style="list-style-type: none"> - Double convex worksurface with two standard (HAPF) satin nickel grommets on each side; - Adjustable satin nickel "T" legs of 2-1/2" diameter with levelers; - Fixed 14" metal channels, satin nickel finish; 48", 54" = 2 channels 60", 66" et 72" = 3 channels - Tilting glass (screen 04) modesty panel with aluminium frame, 12" high with 2 plastic latches and 2 hinges. | 303348RXCMMIPVTA24NSN | 1213 | 1399 |
| | | 303354RXCMMIPVTA24NSN | 1254 | 1461 |
| | | 303360RXCMMIPVTA24NSN | 1299 | 1521 |
| | | 303366RXCMMIPVTA24NSN | 1345 | 1583 |
| | | 303372RXCMMIPVTA24NSN | 1378 | 1639 |
|  | <ul style="list-style-type: none"> - Double convex worksurface with two standard (HAPF) satin nickel grommets on each side; - Adjustable satin nickel "T" legs of 2-1/2" diameter with levelers; - Fixed 14" metal channels, satin nickel finish; 48", 54" = 2 channels 60", 66" et 72" = 3 channels - Tilting glass (screen 04) modesty panel with aluminium frame, 12" high with 2 plastic latches and 2 hinges. | 242748RXCMMIPVTA24NSN | 1332 | 1502 |
| | | 242754RXCMMIPVTA24NSN | 1371 | 1549 |
| | | 242760RXCMMIPVTA24NSN | 1409 | 1603 |
| | | 242766RXCMMIPVTA24NSN | 1449 | 1660 |
| | | 242772RXCMMIPVTA24NSN | 1482 | 1707 |
|  | <ul style="list-style-type: none"> - Double convex worksurface with two standard (HAPF) satin nickel grommets on each side; - Adjustable satin nickel "T" legs of 2-1/2" diameter with levelers; - Fixed 14" metal channels, satin nickel finish; 48", 54" = 2 channels 60", 66" et 72" = 3 channels - Tilting glass (screen 04) modesty panel with aluminium frame, 12" high with 2 plastic latches and 2 hinges. | 303348RXCMMIPVTA24NSN | 1371 | 1562 |
| | | 303354RXCMMIPVTA24NSN | 1409 | 1625 |
| | | 303360RXCMMIPVTA24NSN | 1456 | 1688 |
| | | 303366RXCMMIPVTA24NSN | 1502 | 1749 |
| | | 303372RXCMMIPVTA24NSN | 1536 | 1804 |

Addition per table for legs of 2-1/2" diameter and of 30" spread:

| | | | | | | | | | |
|-----------------------------------|-----------------------------------|-------------------------------------|-------------------------------------|-------------------------------------|-----------------------------------|-----------------------------------|-------------------------------------|-------------------------------------|-------------------------------------|
| | | | | | | | | | |
| CF30NSN CF30NBL \$79 retail | CA30NSN CA30NBL \$79 retail | CA30WFSN CA30WFBL \$79 retail | CF30ENSN CF30ENBL \$79 retail | CA30ENSN CA30ENBL \$79 retail | TF30NSN TF30NBL \$79 retail | TA30NSN TA30NBL \$79 retail | TA30WFSN TA30WFBL \$79 retail | TF30ENSN TF30ENBL \$79 retail | TA30ENSN TA30ENBL \$79 retail |

OPTION



Translucent plastic tie wrap of 8-1/2" to keep the wires in the channels.

** To order with a channel or a modesty MFME (quantity of 5 per bag).

TWTR

N/C



Black reinforcing bar 11 GA for tables of 60" and more without modesty or channel (sold separately).

* Non available for FT mecanism *

** No cpu or keyboard can be installed with the reinforcing bar. **

BST60

56

BST66

64

BST72

69

**** The reinforcing bar is available for rectangular surfaces and double convex surfaces ****

*** Add **BST** at the end of the code **Ex : 3060RECF24NSNBST** ***

How to order?
242748RXCMMIPVTA24WF
 (AC / ACL) (SN / BL)

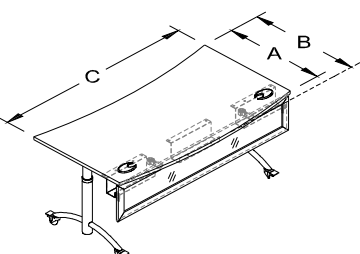
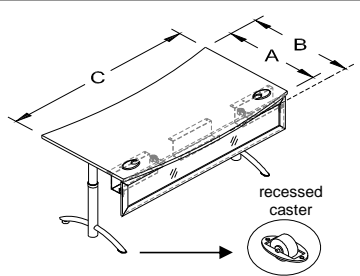
**DOUBLE CONVEX WORKSURFACE
 & TILTING GLASS (SCREEN 04)
 MODESTY PANEL WITH
 ALUMINIUM FRAME "CMMIPV"**

IMPORTANT : The metal standard color is SATIN NICKEL "SN"



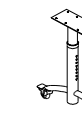



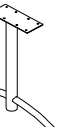
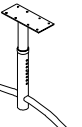
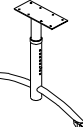
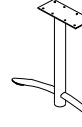
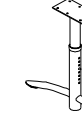
Also available in black : change **SN** to **BL**

EX : AC-242748RXCMMIMETA24WFSN for AC-242748RXCMMIMETA24WFBL

**** All legs, channels and modesty panels
 are installed with threaded
 metal-to metal connection.**

| | PRODUCTS | CODES | FINISH | |
|--|--|------------------------|--------|------|
| | | | AC | ACL |
|  | <ul style="list-style-type: none"> - Double convex worksurface with two standard (HAPF) satin nickel grommets on each side; - Adjustable satin nickel "T" legs of 2-1/2" diameter with locking casters; - Fixed 14" metal channels, satin nickel finish; 48", 54" = 2 channels; 60", 66" et 72" = 3 channels - Tilting glass (screen 04) modesty panel with aluminium frame, 12" high with 2 plastic latches and 2 hinges. | A B C | | |
| | | 242748RXCMMIPVTA24WFSN | 1383 | 1556 |
| | | 242754RXCMMIPVTA24WFSN | 1423 | 1603 |
| | | 242760RXCMMIPVTA24WFSN | 1462 | 1660 |
| | | 242766RXCMMIPVTA24WFSN | 1502 | 1716 |
| | | 242772RXCMMIPVTA24WFSN | 1536 | 1763 |
| | | 303348RXCMMIPVTA24WFSN | 1423 | 1618 |
| | | 303354RXCMMIPVTA24WFSN | 1462 | 1680 |
| | | 303360RXCMMIPVTA24WFSN | 1508 | 1743 |
| | | 303366RXCMMIPVTA24WFSN | 1553 | 1804 |
| | | 303372RXCMMIPVTA24WFSN | 1587 | 1859 |
|  | <ul style="list-style-type: none"> - Double convex worksurface with two standard (HAPF) satin nickel grommets on each side; - Adjustable satin nickel "T" legs of 2-1/2" diameter with levelers & recessed casters; - Fixed 14" metal channels, satin nickel finish; 48", 54" = 2 channels; 60", 66" et 72" = 3 channels - Tilting glass (screen 04) modesty panel with aluminium frame, 12" high with 2 plastic latches and 2 hinges. | 242748RXCMMIPVTA24ENSN | 1383 | 1556 |
| | | 242754RXCMMIPVTA24ENSN | 1423 | 1603 |
| | | 242760RXCMMIPVTA24ENSN | 1462 | 1660 |
| | | 242766RXCMMIPVTA24ENSN | 1502 | 1716 |
| | | 242772RXCMMIPVTA24ENSN | 1536 | 1763 |
| | | 303348RXCMMIPVTA24ENSN | 1423 | 1618 |
| | | 303354RXCMMIPVTA24ENSN | 1462 | 1680 |
| | | 303360RXCMMIPVTA24ENSN | 1508 | 1743 |
| | | 303366RXCMMIPVTA24ENSN | 1553 | 1804 |
| | | 303372RXCMMIPVTA24ENSN | 1587 | 1859 |

Addition per table for legs of 2-1/2" diameter and of 30" spread:

| | | | | | | | | | | |
|---|---|---|---|---|---|---|--|---|---|---|
|  |  |  |  |  |  |  |  |  |  |  |
| CF30NSN CF30NBL \$79 retail | CA30NSN CA30NBL \$79 retail | CA30WFSN CA30WFBL \$79 retail | CF30ENSN CF30ENBL \$79 retail | CA30ENSN CA30ENBL \$79 retail | TF30NSN TF30NBL \$79 retail | TA30NSN TA30NBL \$79 retail | TA30WFSN TA30WFBL \$79 retail | TF30ENSN TF30ENBL \$79 retail | TA30ENSN TA30ENBL \$79 retail | |

OPTION



Translucent plastic tie wrap of 8-1/2" to keep the wires in the channels.

** To order with a channel or a modesty MFME (quantity of 5 per bag).

TWTR

N/C



Black reinforcing bar 11 GA for tables of 60" and more without modesty or channel (sold separately).

* Non available for FT mecanism *

** No cpu or keyboard can be installed with the reinforcing bar. **

BST60

56

BST66

64

BST72

69

**** The reinforcing bar is available for rectangular surfaces and double convex surfaces ****

*** Add BST at the end of the code Ex : 3060RECF24NSNBST ***

How to order?
242748RXCMMIPVCF24EN
 (AC / ACL) (SN / BL)

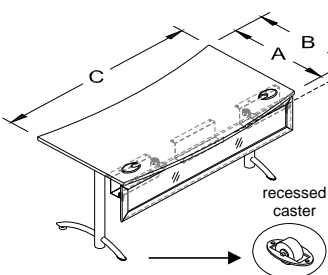
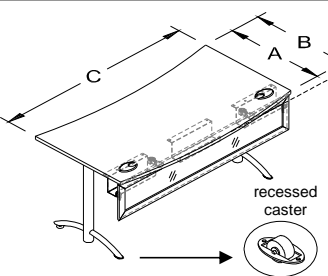
**DOUBLE CONVEX WORKSURFACE
& TILTING GLASS (SCREEN 04)
MODESTY PANEL WITH
ALUMINIUM FRAME "CMMIPV"**

IMPORTANT : The metal standard color is SATIN NICKEL "SN"

Also available in black : change **SN** to **BL**

EX : AC-242748RXCMMIMECF24EN**SN** for AC-242748RXCMMIMECF24EN**NBL**

**** All legs, channels and modesty panels
are installed with threaded
metal-to metal connection.**

| | PRODUCTS | CODES | FINISH | |
|---|---|-------|--------|-----|
| | | | AC | ACL |
|  <ul style="list-style-type: none"> - Double convex worksurface with two standard (HAPF) satin nickel grommets on each side; - Fixed satin nickel "C" legs of 2-1/2" diameter with levelers & recessed casters; - Fixed 14" metal channels, satin nickel finish; 48", 54" = 2 channels 60", 66" et 72" = 3 channels - Tilting glass (screen 04) modesty panel with aluminium frame, 12" high with 2 plastic latches and 2 hinges. | <p>A B C</p> <p>242748RXCMMIPVCF24ENSN</p> <p>242754RXCMMIPVCF24ENSN</p> <p>242760RXCMMIPVCF24ENSN</p> <p>242766RXCMMIPVCF24ENSN</p> <p>242772RXCMMIPVCF24ENSN</p> <p>303348RXCMMIPVCF24ENSN</p> <p>303354RXCMMIPVCF24ENSN</p> <p>303360RXCMMIPVCF24ENSN</p> <p>303366RXCMMIPVCF24ENSN</p> <p>303372RXCMMIPVCF24ENSN</p> | | | |
| | | | | |
| | | | | |
| | | | | |
| | | | | |
| | | | | |
| | | | | |
| | | | | |
| | | | | |
| | | | | |
|  <ul style="list-style-type: none"> - Double convex worksurface with two standard (HAPF) satin nickel grommets on each side; - Fixed satin nickel "T" legs of 2-1/2" diameter with levelers & recessed casters; - Fixed 14" metal channels, satin nickel finish; 48", 54" = 2 channels 60", 66" et 72" = 3 channels - Tilting glass (screen 04) modesty panel with aluminium frame, 12" high with 2 plastic latches and 2 hinges. | <p>242748RXCMMIPVTF24ENSN</p> <p>242754RXCMMIPVTF24ENSN</p> <p>242760RXCMMIPVTF24ENSN</p> <p>242766RXCMMIPVTF24ENSN</p> <p>242772RXCMMIPVTF24ENSN</p> <p>303348RXCMMIPVTF24ENSN</p> <p>303354RXCMMIPVTF24ENSN</p> <p>303360RXCMMIPVTF24ENSN</p> <p>303366RXCMMIPVTF24ENSN</p> <p>303372RXCMMIPVTF24ENSN</p> | | | |
| | | | | |
| | | | | |
| | | | | |
| | | | | |
| | | | | |
| | | | | |
| | | | | |
| | | | | |
| | | | | |

Addition per table for legs of 2-1/2" diameter and of 30" spread:

| | | | | | | | | | |
|-----------------------------------|-----------------------------------|-------------------------------------|-------------------------------------|-------------------------------------|-----------------------------------|-----------------------------------|-------------------------------------|-------------------------------------|-------------------------------------|
| | | | | | | | | | |
| CF30NSN CF30NBL \$79 retail | CA30NSN CA30NBL \$79 retail | CA30WFSN CA30WFBL \$79 retail | CF30ENSN CF30ENBL \$79 retail | CA30ENSN CA30ENBL \$79 retail | TF30NSN TF30NBL \$79 retail | TA30NSN TA30NBL \$79 retail | TA30WFSN TA30WFBL \$79 retail | TF30ENSN TF30ENBL \$79 retail | TA30ENSN TA30ENBL \$79 retail |

OPTION



Translucent plastic tie wrap of 8-1/2" to keep the wires in the channels.
**** To order with a channel or a modesty MFME (quantity of 5 per bag).**

TWTR

N/C



Black reinforcing bar 11 GA for tables of 60" and more without modesty or channel (sold separately).

*** Non available for FT mecanism ***

**** No cpu or keyboard can be installed with the reinforcing bar. ****

BST60

56

BST66

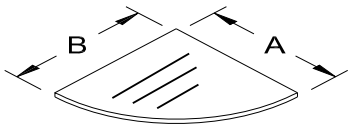
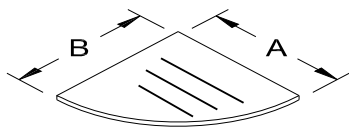
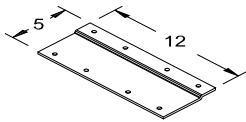
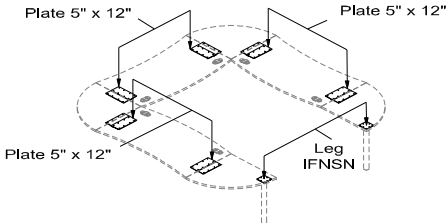
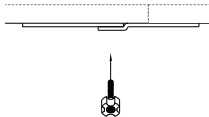
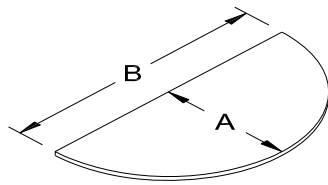
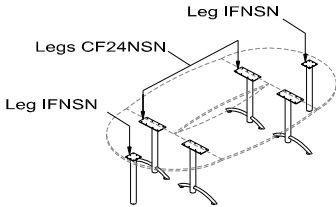




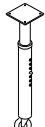

64

BST72

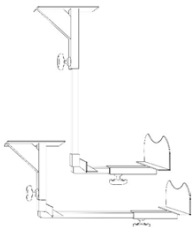
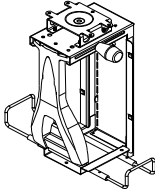
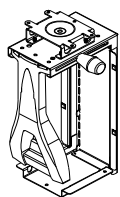
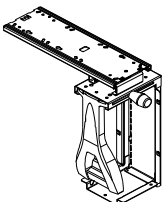
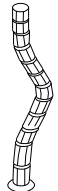
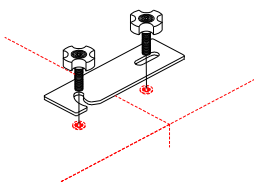
69

**** The reinforcing bar is available for rectangular surfaces and double convex surfaces ****

***** Add BST at the end of the code Ex : 3060RECF24NSNBST *****

| | PRODUCTS | CODES | FINISH | |
|---|---|---|---|---|
| | | | AC | ACL |
|  <p>TQML</p>  <p>TQMR</p> <p>** Provide a drawing for wood grain direction</p>  | <p>- Quarter moon work surface without grommets.</p>  <p>Example</p> <p>Metal junction plate of 5" x 12" to join a quarter moon work surface to another work surface with 8 wing screws.</p>  <p>view under work surface</p> | <p>A B</p> <p>2424TQML</p> <p>2424TQMR</p> <p>3030TQML</p> <p>3030TQMR</p> | <p>75</p> <p>75</p> <p>119</p> <p>119</p> | <p>125</p> <p>125</p> <p>190</p> <p>190</p> |
| | | AJT | 58 / ea. | |
| | | | | |
| | | | | |
| | | | | |
|  | <p>- Half moon work surface without grommets.</p> <p>** Grommet upon request at no charge **</p>  <p>Example</p> | <p>2448THM</p> <p>2454THM</p> <p>2460THM</p> <p>2466THM</p> <p>2472THM</p> <p>3060THM</p> <p>3066THM</p> <p>3072THM</p> | <p>157</p> <p>169</p> <p>188</p> <p>206</p> <p>225</p> <p>238</p> <p>256</p> <p>281</p> | <p>250</p> <p>276</p> <p>301</p> <p>334</p> <p>368</p> <p>381</p> <p>414</p> <p>453</p> |
| | | Single "I" Legs for half moon surfaces : | | |
| | |  <p>IFNSN IFNBL \$119 retail</p> | | |
| | |  <p>IFWSN IFWBL \$132 retail</p> | | |
| | |  <p>IFWFSN IFWFBL \$138 retail</p> | | |
| | |  <p>IANSN IANBL \$165 retail</p> | | |
| | |  <p>IAWSN IAWBL \$197 retail</p> | | |
| | |  <p>IAWFSN IAWFBL \$204 retail</p> | | |
| | | | | |
| | | | | |

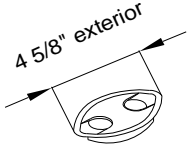
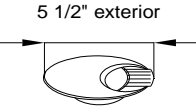
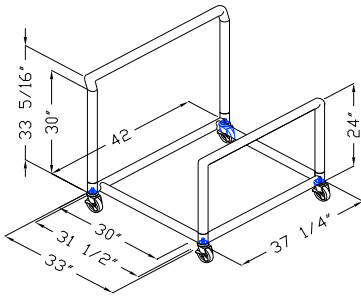
ACCESSORIES

| | PRODUCTS | CODES | PRICES |
|---|--|---------|----------|
|  | CPU support Easy manipulation Vertical adjustment: - Adjustable height: 15.5" - 20" - Adjustable width: 5.5" - 9.8" Horizontal adjustment: - Adjustable height: 7.3" - 11.3" - Adjustable width: 13.8" - 18.8" | A B | |
| | | MCPU90 | 80 |
|  | Metal textured black CPU support Easy manipulation With lock Adjustable height: 13.5" - 22.5" Adjustable width: 3.5" - 9.3" Maximal weight of 85 pds 360° rotation | MCPU91 | 375 |
|  | Metal CPU support in black only Single-hand manipulation Ratchet style locking storage adjustment Adjustable height: 13" - 25" Adjustable width: 3" - 9" Maximal weight of 85 lbs | MCPU92 | 211 |
|  | Black metal sliding CPU support, Single-hand manipulation Ratchet style locking storage adjustment Adjustable height: 13" - 25" Adjustable width: 3" - 9" Maximal weight of 85 lbs 360° rotation, 12" storage | MCPUC93 | 295 |
|  | Wire management spine Ø 2" (Available only in grey plastic) | SPINE | 122 |
|  <p>View under worksurface</p> | Ganging clamp to connect two surfaces side-by-side with thumb screws. For other configuration than side-by-side, please provide us a drawing. (pre-drilled metal-to-metal) ** 2 brackets per set (order 1 set per junction) ** *** Not available with trapezoidal surfaces (TZ) and "C" legs with 24" spread. | AGC | 49 / set |

IMPORTANT : The metal standard color is SATIN NICKEL "SN"

Also available in black : change **SN** to **BL**

EX : AC-CMTFSN for AC-CMTFBL

| | PRODUCTS | CODES | PRICES |
|--|--|--------|--------|
|  | Elliptic grommet with 2-1/2" opening. (Available upon request, in black plastic only) | A B | |
| | | ELPF | 6 |
|  | Oval grommet with 3-1/2" opening. (Available in satin nickel metal only) ** Standard grommet ** | HAPF | 14 |
|  | Dissassembled cart in 3 pieces Metal tube 1-1/2" diameter With 4 rubber casters. (Can contain up to 6 folding tables) | CMTFSN | 1050 |
| | | CMTFBL | 1050 |

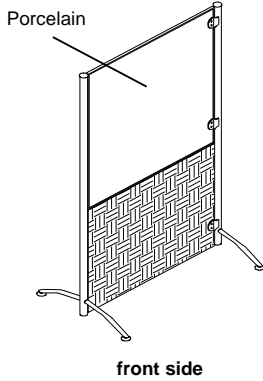

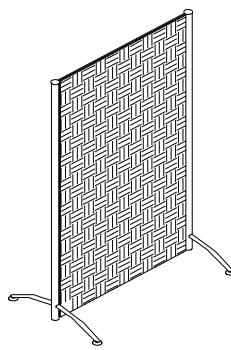
How to order?
AC - 3466TMPRR _
 (SN / BL)

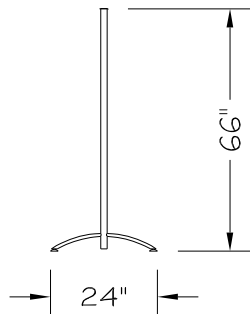
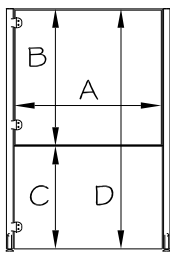
ACCESSORIES

IMPORTANT : The metal standard color is SATIN NICKEL "SN"

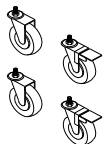
Also available in black : change **SN** to **BL**

EX : AC-3466TMPRR**SN** for AC-3466TMPRR**BL**

| | PRODUCTS | CODES | PRICES |
|---|---|--------------------|---------------|
|  <p>front side</p> | <p>Screen on levelers with porcelain on top and upholstered fabric on bottom. Upholstered fabric on back.</p>  <p>Upholstered fabric on back</p> | A B | |
| | | 3466TMPRRSN | 1454 |
| | | 4666TMPRRSN | 1530 |
| | | 3472TMPRRSN | 1530 |
| | | 4672TMPRRSN | 1605 |
|  | <p>Screen on levelers with upholstered fabric on each side.</p> | 3466TMRRSN | 1355 |
| | | 4666TMRRSN | 1430 |
| | | 3472TMRRSN | 1430 |
| | | 4672TMRRSN | 1505 |
| | | | |



| SCREEN | A Interior width | B Superior section height | C Inferior section height | D Interior finished height |
|---|------------------------|------------------------------------|------------------------------------|-------------------------------------|
| 34" x 66" | 34" | 40" | 26" | 66" |
| 46" x 66" | 46" | 46" | 20" | 66" |
| 34" x 72" | 34" | 46" | 26" | 72" |
| 46" x 72" | 46" | 46" | 26" | 72" |
| Screen supports are 66" high for all screens. | | | | |

OPTION

Set of 4 translucent casters
 (2 with brakes & 2 without brakes of 3-3/8" height),
 capacity of 88lbs per caster.

WINRO**49**

* Add **WINRO** at the end of the code
 ex: 3466TMPRRSN-WINRO

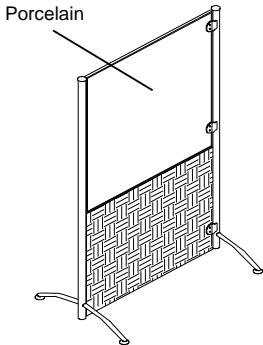
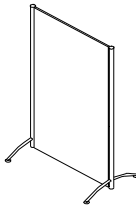
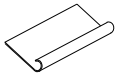
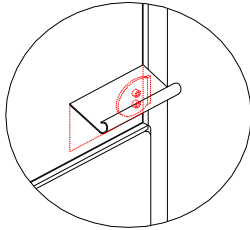
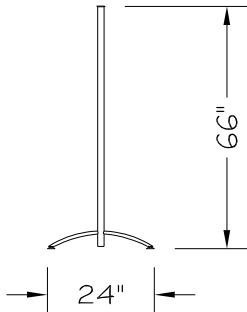
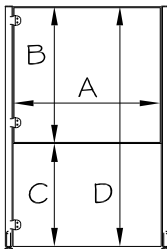
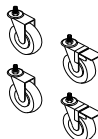
How to order?
AC - 3466TMPRM _
 (SN / BL)

ACCESSORIES

IMPORTANT : The metal standard color is SATIN NICKEL "SN"

Also available in black : change **SN** to **BL**

EX : AC-3466TMPRMSN for AC-3466TMPRMBL

| | PRODUCTS | CODES | PRICES | | | | | | | | | | | | | | | | | | | | | | | | | |
|--|---|------------------------------|------------------------------|-------------------------------|---------------------|------------------------------|------------------------------|-------------------------------|-----------|-----|-----|-----|-----|-----------|-----|-----|-----|-----|-----------|-----|-----|-----|-----|-----------|-----|-----|-----|-----|
|  <p>front side</p> | <p>Screen on levelers with porcelain on top and upholstered fabric on bottom. Melamine on back.</p>  <p>Melamine on back</p> | A B | | | | | | | | | | | | | | | | | | | | | | | | | | |
| | | 3466TMPRMSN | 1231 | | | | | | | | | | | | | | | | | | | | | | | | | |
| | | 4666TMPRMSN | 1305 | | | | | | | | | | | | | | | | | | | | | | | | | |
| | | 3472TMPRMSN | 1305 | | | | | | | | | | | | | | | | | | | | | | | | | |
| | | 4672TMPRMSN | 1380 | | | | | | | | | | | | | | | | | | | | | | | | | |
|   | <p>Inclined metal pencil holder 4"x 6" for screens. Installed on central support of the post. (Available satin nickel and black)</p> | PCSN | 41 | | | | | | | | | | | | | | | | | | | | | | | | | |
| | | PCBL | 41 | | | | | | | | | | | | | | | | | | | | | | | | | |
| <div><table><tr><th>SCREEN</th><th>A Interior width</th><th>B Superior section height</th><th>C Inferior section height</th><th>D Interior finished height</th></tr><tr><td>34" x 66"</td><td>34"</td><td>40"</td><td>26"</td><td>66"</td></tr><tr><td>46" x 66"</td><td>46"</td><td>46"</td><td>20"</td><td>66"</td></tr><tr><td>34" x 72"</td><td>34"</td><td>46"</td><td>26"</td><td>72"</td></tr><tr><td>46" x 72"</td><td>46"</td><td>46"</td><td>26"</td><td>72"</td></tr></table><p>Screen supports are 66" high for all screens.</p></div> | | | | SCREEN | A Interior width | B Superior section height | C Inferior section height | D Interior finished height | 34" x 66" | 34" | 40" | 26" | 66" | 46" x 66" | 46" | 46" | 20" | 66" | 34" x 72" | 34" | 46" | 26" | 72" | 46" x 72" | 46" | 46" | 26" | 72" |
| SCREEN | A Interior width | B Superior section height | C Inferior section height | D Interior finished height | | | | | | | | | | | | | | | | | | | | | | | | |
| 34" x 66" | 34" | 40" | 26" | 66" | | | | | | | | | | | | | | | | | | | | | | | | |
| 46" x 66" | 46" | 46" | 20" | 66" | | | | | | | | | | | | | | | | | | | | | | | | |
| 34" x 72" | 34" | 46" | 26" | 72" | | | | | | | | | | | | | | | | | | | | | | | | |
| 46" x 72" | 46" | 46" | 26" | 72" | | | | | | | | | | | | | | | | | | | | | | | | |
| OPTION | | | | | | | | | | | | | | | | | | | | | | | | | | | | |
|  | <p>Set of 4 translucent casters (2 with brakes & 2 without brakes of 3-3/8" height), capacity of 88lbs per caster.</p> <p>* Add WINRO at the end of the code ex: 3466TMPRMSN-WINRO</p> | WINRO | 49 | | | | | | | | | | | | | | | | | | | | | | | | | |

**S
E
C
T
I
O
N**

3


**E
L
E
C
T
R
I
C
I
T
Y**

Object: Introduction to calculation and use of electrical components for the new Academic series.

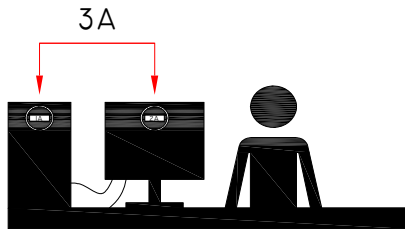
Most people are uncomfortable with anything related to electricity. This step-by-step guide is intended for people who are not familiar with electrical installations but who have to specify any system they need when ordering furniture. In this guide, you will learn how to choose and specify the electrical installations required for your projects. The list that follows illustrates and identifies each product and describes its applications.

The electrical components are all recognized by the Underwriters Laboratory (UL) as office furniture accessories and are manufactured according to Canadian Standards Association (CSA) and UL electrical standards. Metal channels are not UL approved and are used only to hold and distribute electrical wires. **It should therefore not be used for telecommunication or digital data cables.** You must use a separate channel in order to avoid a short circuit. Some cities and municipalities may have their own requirements.

**** All electrical connections must be performed by a certified electrician. ****

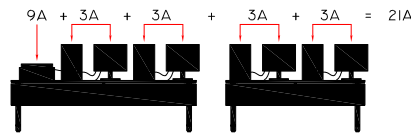


The following steps describe the working of an electrical system for the communication box. By following these few simple steps, you can easily determine the number of circuits required to ensure safe use of your electrical equipment.



STEP # 1 Determine the number of amperes required

An ampere is a unit of measure that determines the amount of electricity used by a machine. On your computer or electric device (e.g. monitor, central processing unit, printer), find the plate that provides the technical specifications as follow:
Input: 120v-1.8A. If you cannot find this information on the machine, you will probably find it in the user manual.

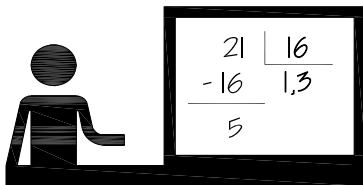


STEP # 2 Calculate the total number of amperes per electrical series.

An electrical series corresponds to the total number of amperes that you draw from a same power source. This may be a computer equipped with a printer, a series of tables joined together, or perhaps a conference table with several electrical outlets. Add the number of amperes (defined in Step 1) for each machine in the series. **In our example**, there are three amperes per computer and monitor, and nine amperes for the printer. Please note that the number of amperes may vary from one machine to another.

Example : 4 computers + 1 printer = 3+3+3+3+9= 21 amperes

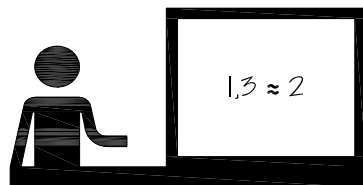
STEP # 3 Divide by 16



UL assigns 15 amperes of intermittent use to each Logiflex unit. However, most machines and computers used in offices or schools are used continuously for many hours at a time. In this type of situation, national electrical codes usually limit circuits to 16 amperes of continuous use. You must therefore divide the total number of amperes calculated in Step 2 by 16.

Example : $21 \div 16 = 1,3$

STEP # 4 This is the number of circuits your series requires.



In most cases, this number will contain decimals. Round up to the next whole number, and this will be the number of circuits required for your equipment to run safely. If the number obtained is higher than 4 (the maximum number of circuits for a system), you must reduce the amount of current used by the system or create another system supplied by a separate power source.



STEP # 5 Repeat steps 1 to 4 for each electrical series.

This step applies if you have several training tables or computers, or a conference table. Don't forget that you must follow this procedure for each system operating from a different power source.

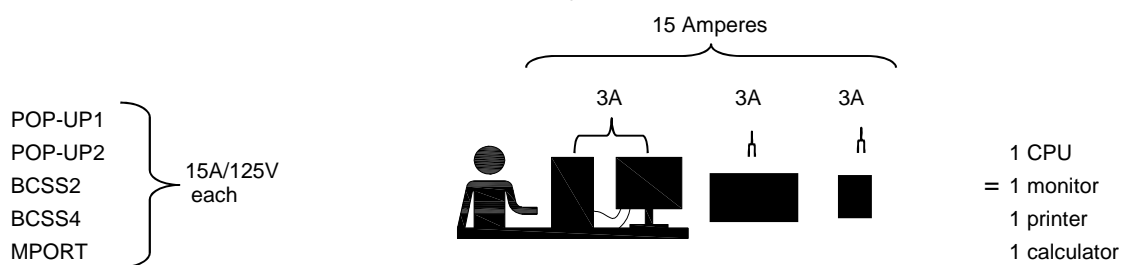
EXAMPLES OF CALCULATING AMPERAGE

Average amperage of the most commonly used electronic pieces of equipment.

| | | | | | |
|-----------|----------------------------|---------------|--------------------------|------------------|---------|
| - CPU | : 2.0A - 4.0A | - Printer | : Ink jet = 6.4A or 9.0A | - Network server | : 12.0A |
| - Monitor | : 15" = 1.8A 20" = 2.5A | - Fax machine | : 1.0A | | |
| - Laptop | : 1.5A | - Calculator | : .25A | | |

SINGLE STATION

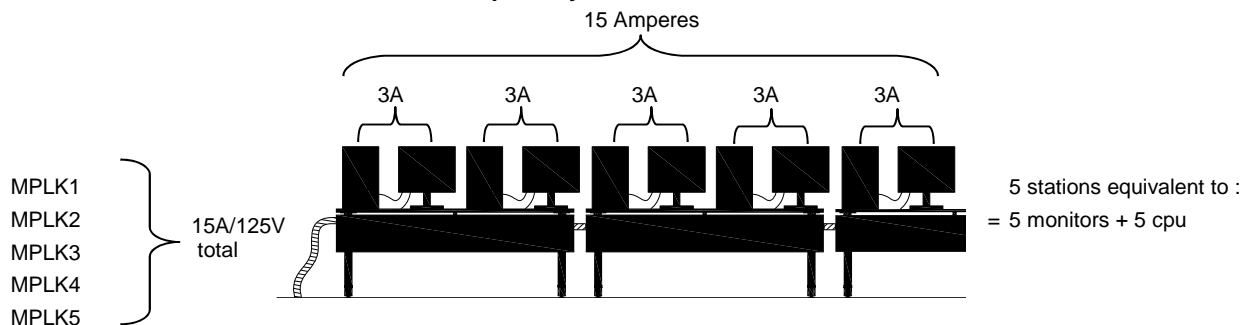
Example only :



MULTIPLE STATIONS

Interlink

Example only :



**** For the electrical planning of a 4-track system
please provide the specifications of the distribution devices.

EXAMPLES OF CALCULATING AMPERAGE : 4-TRACK SYSTEM

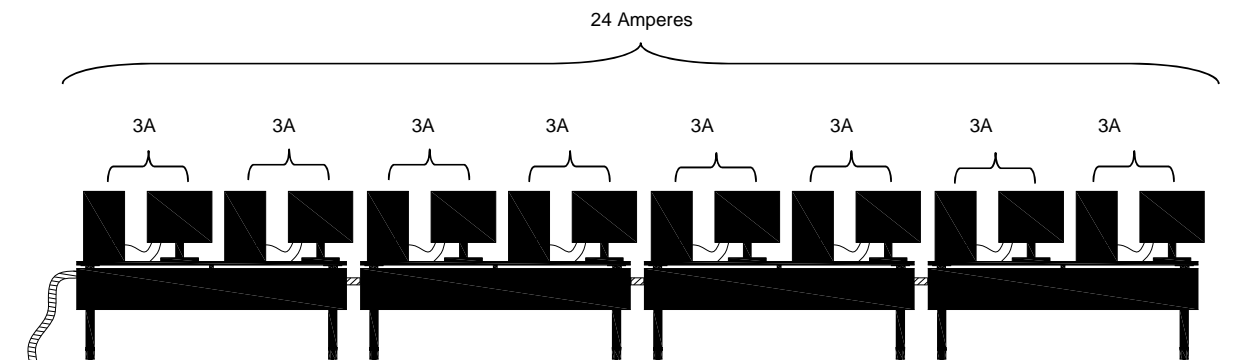
If your system requires two circuits, specify "circuit #1 or circuit #2" per kit ordered.

Here is an example of a layout requiring for a two-circuit system :

- 8 computers and monitors
- 4 Academic tables, 30" x 60"
- 4 modesty pannels with channels for electrical wires
- 1 starter kit 4T60D72-1
- 1 junction kit 4T60J18-2
- 1 junction kit 4T60J18-1
- 1 junction kit 4T60J18-2

Total : 24 amperes / 16 = 1,5 = 2 circuits

Example only :



** See section CALCULATING AMPERAGE on page 108.

**** For the electrical planning of a 8-track system
please provide the specifications of the distribution devices. ****

EXAMPLES OF CALCULATING AMPERAGE : 8-TRACK SYSTEM

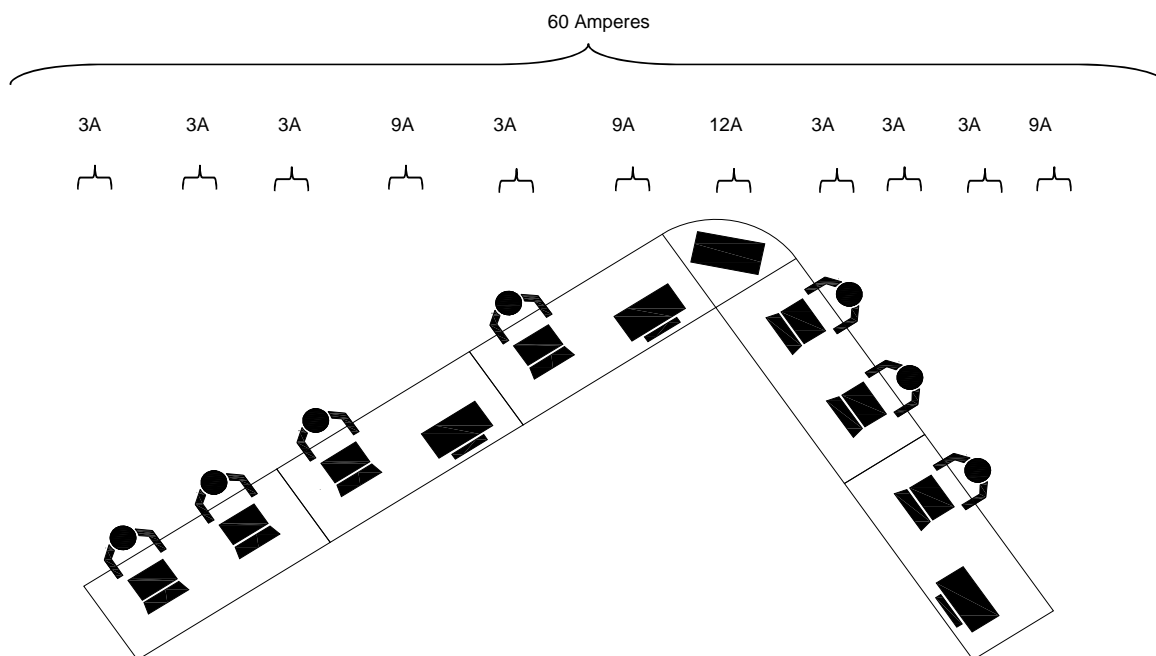
If your system requires four circuits, specify "circuit #1, #2, #3, or #4" per kit ordered.

Here is an example of a layout requiring for a four-circuit system :

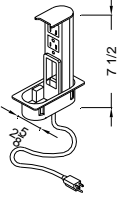

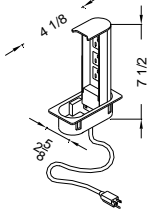

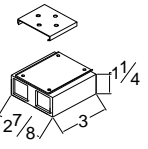

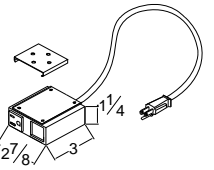

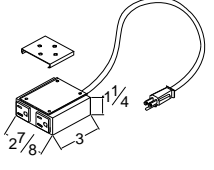

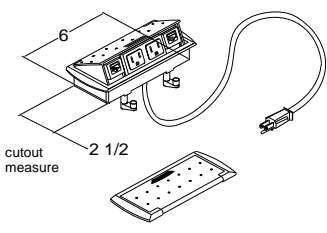

- 7 computers and monitors (21 amperes)
- 3 printers (27 amperes)
- 1 network server (12 amperes)
- 5 Academic tables, 30" x 72"
- 1 quarter-moon surface
- 5 modesty panels with channels for electrical wires
- 1 starter kit 8T72D72-1
- 1 junction kit 8T72J18-1
- 1 junction kit 8T72J18-2
- 1 junction kit 8T72J18-3
- 1 junction kit 8T72J18-4

Total : 60 amperes / 16 = 3,375 = 4 circuits

Example only :

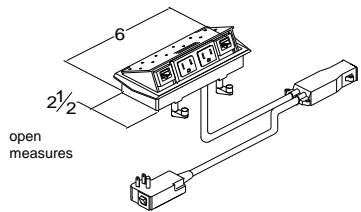

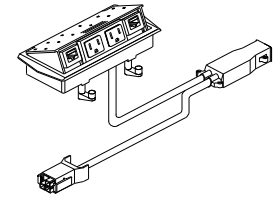

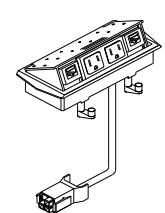



** See section CALCULATING AMPERAGE on page 108.

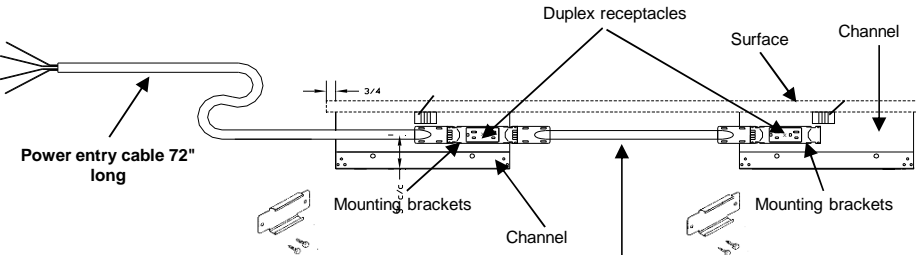
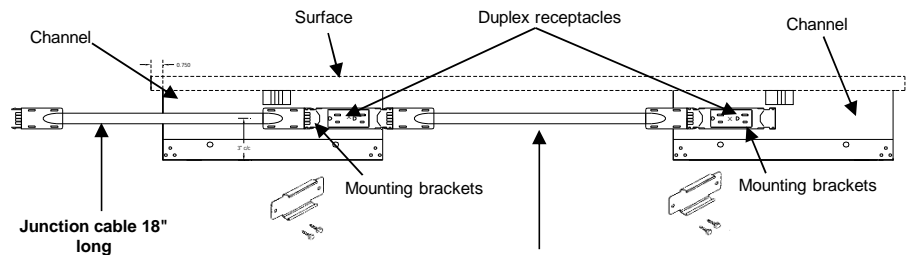

| | PRODUCTS | CODES | PRICES |
|--|---|----------------------------------|------------|
|  | <p>Retractable box for single station. Included are 2 electrical outlets & 2 empty telecommunication outlets (connectors not included). 72" power cable included (available in black only).</p> <p>15A/125V * 1 set of universal adapters included.</p>  | POP-UP1 | 253 |
|  | <p>Retractable box for single station. Included are 3 electrical outlets. 72" power cable included (available in black only).</p> <p>15A/125V * 1 set of 15 universal adapters included.</p>  | POP-UP2 | 253 |
|  | <p>Communication box to be installed under surface. Included 2 empty telecommunication outlets 72" power cable included (available in black only).</p> <p>15A/125V * 1 set of 15 universal adapters included.</p>  | BCSS1BL | 125 |
|  | <p>Communication box to be installed under surface. Included are 1 electrical outlet & 1 empty telecommunication outlet (connector not included). 72" power cable included (available in black only).</p> <p>15A/125V * 1 set of 15 universal adapters included.</p>  | BCSS2BL | 125 |
|  | <p>Communication box to be installed under surface. Included are 2 electrical outlets nication outlet (connector not included). 72" power cable included (available in black only).</p> <p>15A/125V * 1 set of 15 universal adapters included.</p>  | BCSS3BL | 125 |
|  <p>cutout measure</p> <p>MPORT shown closed</p> | <p>Plastic retractable communication box for single station. Included are 2 electrical outlets & 2 empty telecommunication outlets (connectors not included). (Available in black and satin nickel)</p> <p>15A/125V * 1 set of universal adapters included.</p>  | MPORTSN MPORTBL | 301 301 |

**** IMPORTANT *****

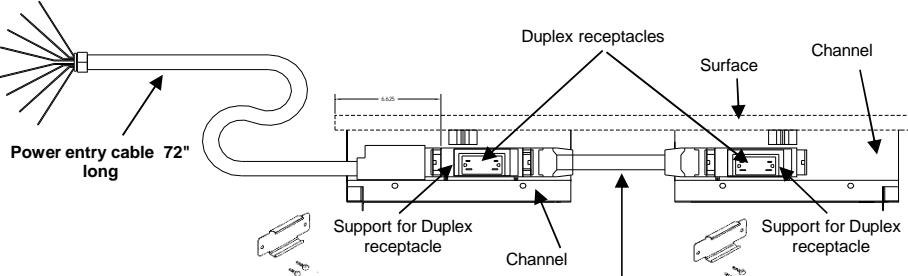
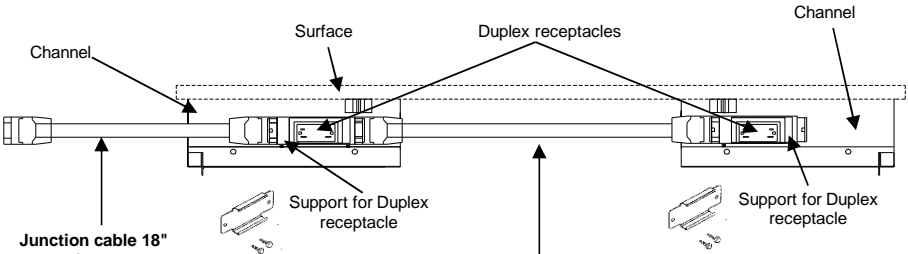
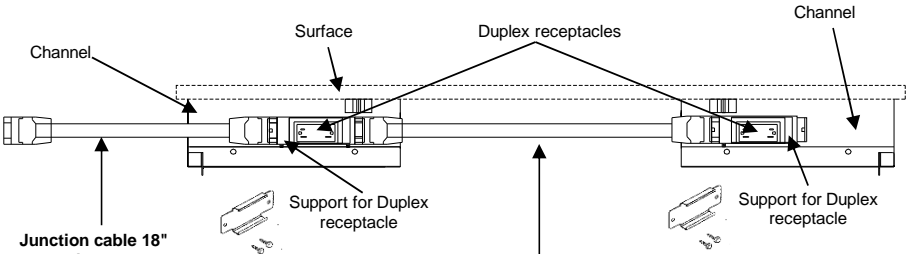
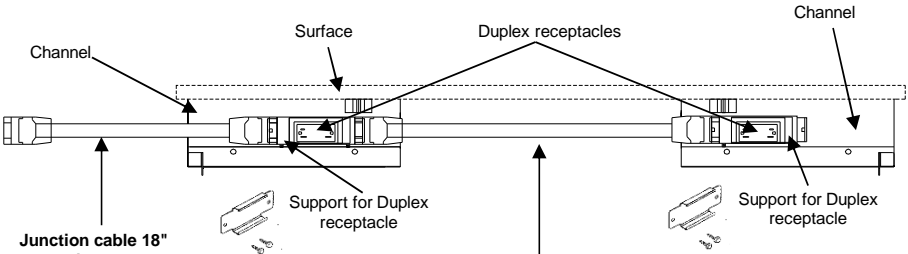
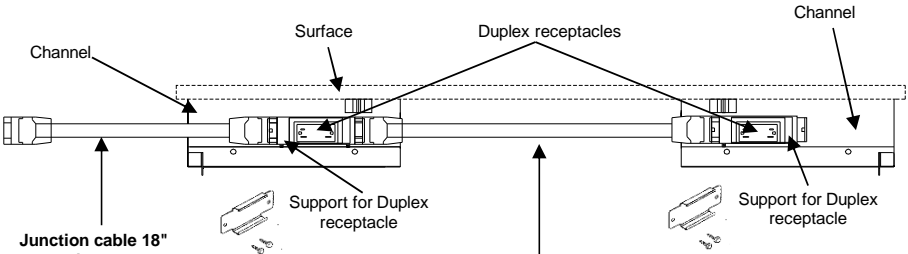
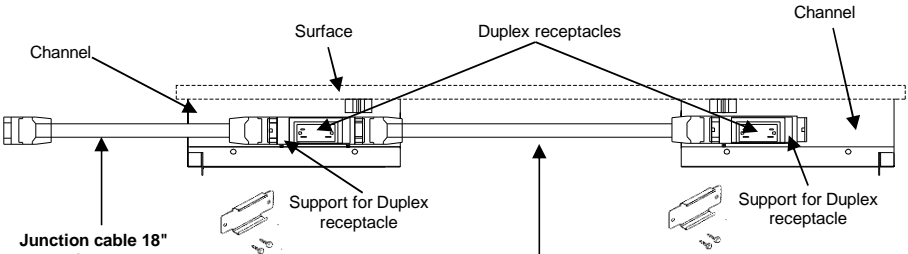
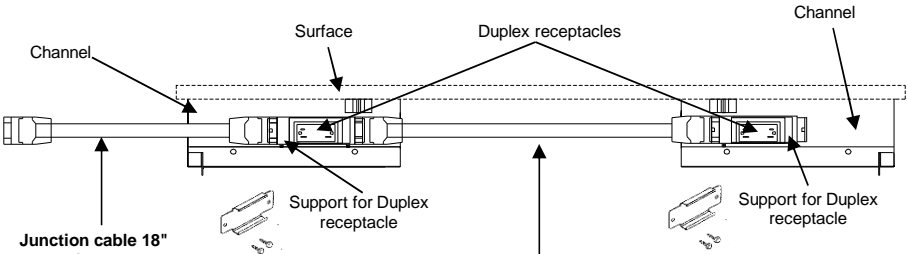
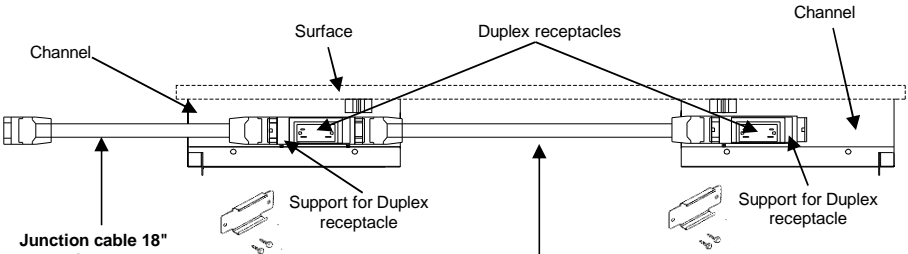
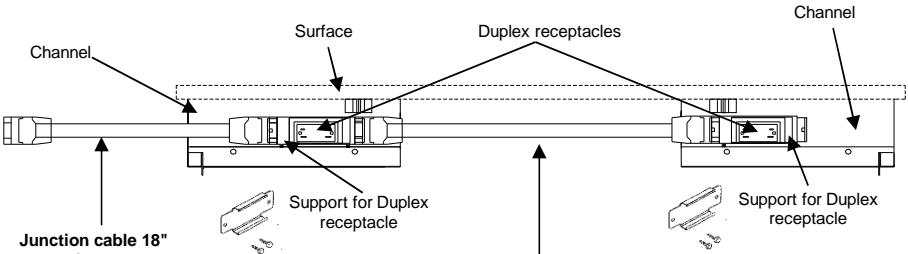
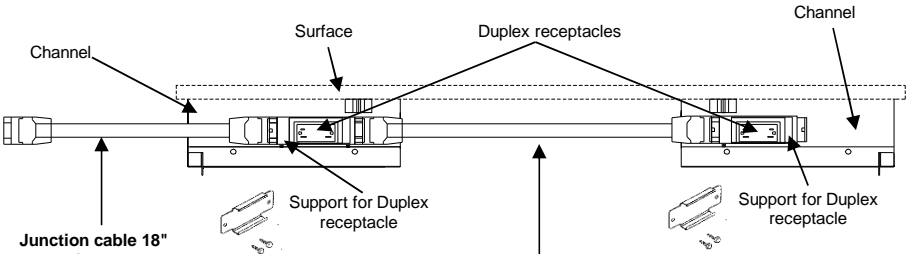
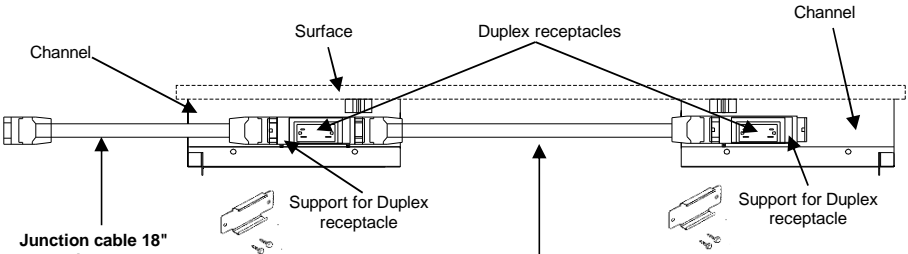
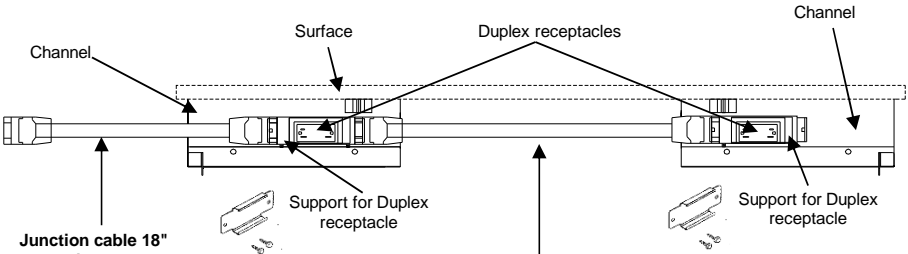
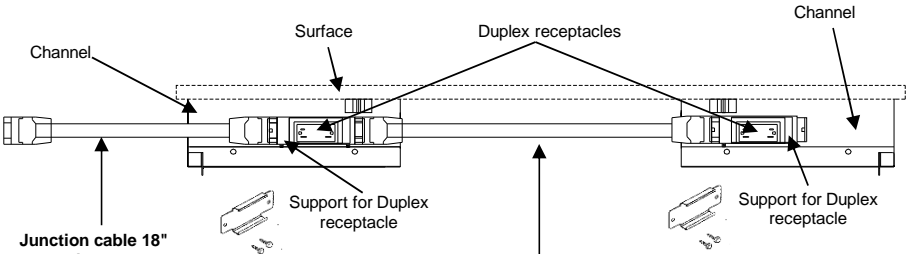
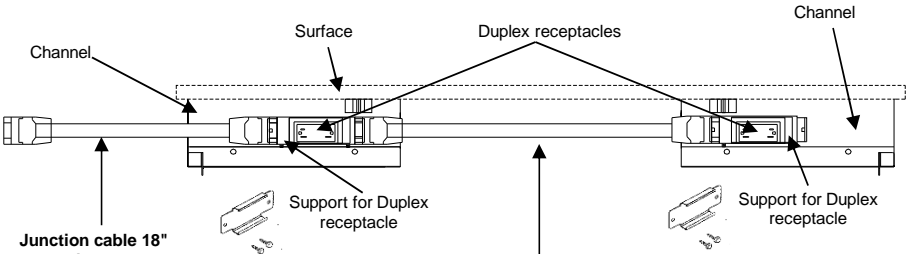
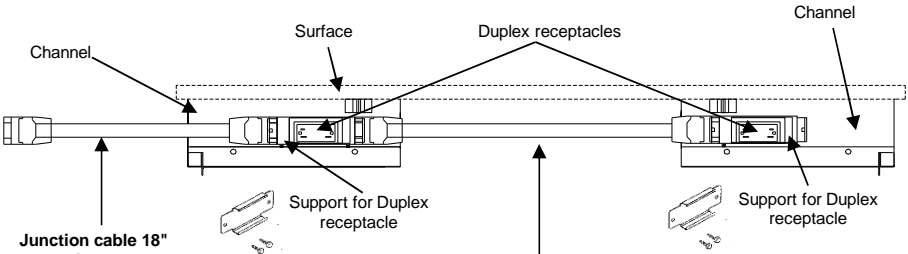
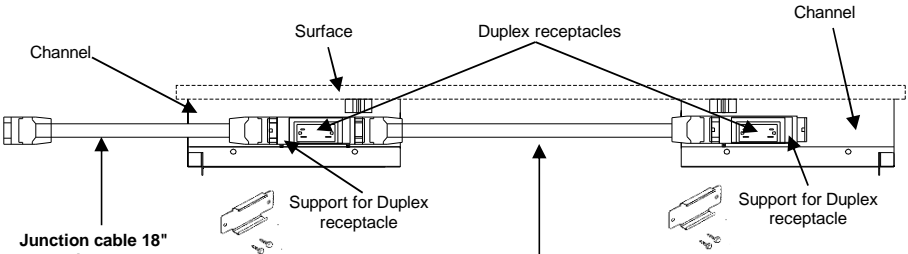
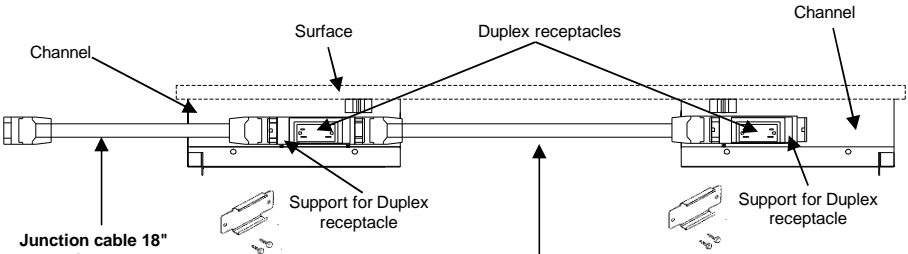
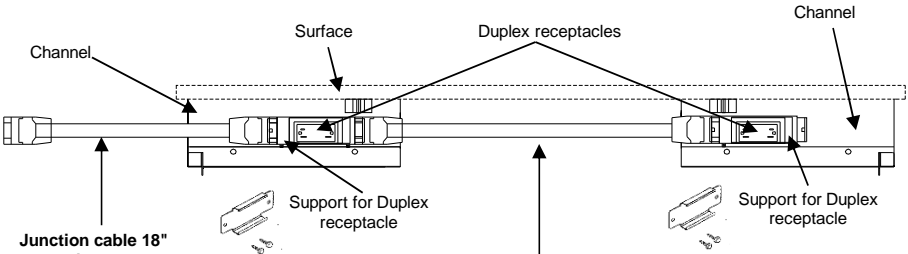
**This interlink system will allow you to line up to 8 stations with
 a maximum of 15 amperes for the whole system.**

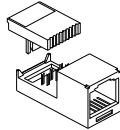
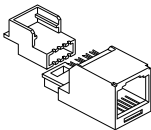
| | <i>PRODUCTS</i> | <i>CODES</i> | <i>PRICES</i> |
|---|---|---|---------------|
|  <p>Starting set</p> | <p>Plastic retractable box including: 2 electrical outlet & 2 empty telecommunication outlets (outlets non included).</p> <p>* 1 set of universal adapters included.</p> <p>Included: 120" starter cable and 12" color coded junction cable.</p>  | MPLK1SN | 238 |
| | | MPLK1BL out : black | 238 |
|  <p>Junction set</p> | <p>Plastic retractable box including: 2 electrical outlet & 2 empty telecommunication outlets (outlets non included).</p> <p>* 1 set of universal adapters included.</p> <p>Included: Inter-connecting 60" cable to link up next box; interlink electrical power.</p>  | MPLK2SN | 238 |
| | | MPLK2BL in : black out : red | 238 |
| | | MPLK3SN | 238 |
| | | MPLK3BL in : red out : blue | 238 |
| | | MPLK4SN | 238 |
| | | MPLK4BL in : blue out : orange | 238 |
| | | MPLK5SN | 238 |
| | | MPLK5BL in : orange out : yellow | 238 |
| | | MPLK6SN | 238 |
| | | MPLK6BL in : yellow out : green | 238 |
| | | MPLK7SN | 238 |
| | | MPLK7BL in : green out : white | 238 |
|  <p>Ending set</p> | <p>Plastic retractable box including: 2 electrical outlet & 2 empty telecommunication outlets (outlets non included).</p> <p>* 1 set of universal adapters included.</p> <p>Included: 60" connecting cable used to end the interlink electrical power.</p>  | MPLK8SN | 238 |
| | | MPLK8BL in : white | 238 |

**** For the electrical planning of a 4-track system ****
 please provide the specifications of electrical distribution.

| | PRODUCTS | CODES | PRICES |
|---|----------|-----------|--------|
| STARTING SET | | | |
| Starting cable set including the following: | | 4T48D72-1 | 375 |
| - 72" starting cable & junction cable according to the length of the table; | | 4T54D72-1 | 381 |
| - 2 duplex receptacles with electrical outlets; | | 4T60D72-1 | 387 |
| - 2 mounting brackets. | | 4T66D72-1 | 394 |
| ** Default for starting set is circuit #1. ** | | 4T72D72-1 | 399 |
|  <p>- 18" junction cable for use on table of 48" - 24" junction cable for use on table of 54" - 30" junction cable for use on table of 60" - 36" junction cable for use on table of 66" - 42" junction cable for use on table of 72"</p> | | | |
| JUNCTION SET | | | |
| Junction set cable including the following: | | 4T48J18-1 | 174 |
| - junction cable 18" long & junction cable according to the length of the table; | | 4T54J18-1 | 181 |
| - 2 duplex receptacles with electrical outlets; | | 4T60J18-1 | 188 |
| - 2 mounting brackets. | | 4T66J18-1 | 194 |
| | | 4T72J18-1 | 200 |
|  <p>- 18" junction cable for use on table of 48" - 24" junction cable for use on table of 54" - 30" junction cable for use on table of 60" - 36" junction cable for use on table of 66" - 42" junction cable for use on table of 72"</p> | | 4T48J18-2 | 174 |
| | | 4T54J18-2 | 181 |
| | | 4T60J18-2 | 188 |
| | | 4T66J18-2 | 194 |
| | | 4T72J18-2 | 200 |
|  <p>2 mounting brackets for Duplex receptacles including screws (Holes for screws must be done by the installer)</p> | | | |
| ** All electrical connections must be performed by a certified electrician ** | | | |

**** For the electrical planning of a 8-track system
please provide the specifications of electrical distribution. ****

| | PRODUCTS | CODES | PRICES |
|---|----------|-----------|--------|
| STARTING SET | | | |
| Starting cable set including the following: | | 8T48D72-1 | 624 |
| - 72" starting cable & junction cable according to the length of the table; | | 8T54D72-1 | 638 |
| - 2 duplex receptacles with electrical outlets and junction blocks; | | 8T60D72-1 | 649 |
| - 2 mounting brackets. | | 8T66D72-1 | 663 |
|  <ul style="list-style-type: none"> - 18" junction cable for use on table of 48" - 24" junction cable for use on table of 54" - 30" junction cable for use on table of 60" - 36" junction cable for use on table of 66" - 42" junction cable for use on table of 72" | | 8T72D72-1 | 673 |
| JUNCTION SET | | | |
| Junction cable set including the following: | | 8T48J18-1 | 462 |
| - junction cable 18" long & junction cable according to the length of the table; | | 8T54J18-1 | 475 |
| - 2 duplex receptacles with electrical outlets and junction blocks; | | 8T60J18-1 | 488 |
| - 2 mounting brackets. | | 8T66J18-1 | 500 |
|  <ul style="list-style-type: none"> - 18" junction cable for use on table of 48" - 24" junction cable for use on table of 54" - 30" junction cable for use on table of 60" - 36" junction cable for use on table of 66" - 42" junction cable for use on table of 72" | | 8T72J18-1 | 513 |
|  <ul style="list-style-type: none"> - 18" junction cable for use on table of 48" - 24" junction cable for use on table of 54" - 30" junction cable for use on table of 60" - 36" junction cable for use on table of 66" - 42" junction cable for use on table of 72" | | 8T48J18-2 | 462 |
|  <ul style="list-style-type: none"> - 18" junction cable for use on table of 48" - 24" junction cable for use on table of 54" - 30" junction cable for use on table of 60" - 36" junction cable for use on table of 66" - 42" junction cable for use on table of 72" | | 8T54J18-2 | 475 |
|  <ul style="list-style-type: none"> - 18" junction cable for use on table of 48" - 24" junction cable for use on table of 54" - 30" junction cable for use on table of 60" - 36" junction cable for use on table of 66" - 42" junction cable for use on table of 72" | | 8T60J18-2 | 488 |
|  <ul style="list-style-type: none"> - 18" junction cable for use on table of 48" - 24" junction cable for use on table of 54" - 30" junction cable for use on table of 60" - 36" junction cable for use on table of 66" - 42" junction cable for use on table of 72" | | 8T66J18-2 | 500 |
|  <ul style="list-style-type: none"> - 18" junction cable for use on table of 48" - 24" junction cable for use on table of 54" - 30" junction cable for use on table of 60" - 36" junction cable for use on table of 66" - 42" junction cable for use on table of 72" | | 8T72J18-2 | 513 |
|  <ul style="list-style-type: none"> - 18" junction cable for use on table of 48" - 24" junction cable for use on table of 54" - 30" junction cable for use on table of 60" - 36" junction cable for use on table of 66" - 42" junction cable for use on table of 72" | | 8T48J18-3 | 462 |
|  <ul style="list-style-type: none"> - 18" junction cable for use on table of 48" - 24" junction cable for use on table of 54" - 30" junction cable for use on table of 60" - 36" junction cable for use on table of 66" - 42" junction cable for use on table of 72" | | 8T54J18-3 | 475 |
|  <ul style="list-style-type: none"> - 18" junction cable for use on table of 48" - 24" junction cable for use on table of 54" - 30" junction cable for use on table of 60" - 36" junction cable for use on table of 66" - 42" junction cable for use on table of 72" | | 8T60J18-3 | 488 |
|  <ul style="list-style-type: none"> - 18" junction cable for use on table of 48" - 24" junction cable for use on table of 54" - 30" junction cable for use on table of 60" - 36" junction cable for use on table of 66" - 42" junction cable for use on table of 72" | | 8T66J18-3 | 500 |
|  <ul style="list-style-type: none"> - 18" junction cable for use on table of 48" - 24" junction cable for use on table of 54" - 30" junction cable for use on table of 60" - 36" junction cable for use on table of 66" - 42" junction cable for use on table of 72" | | 8T72J18-3 | 513 |
|  <ul style="list-style-type: none"> - 18" junction cable for use on table of 48" - 24" junction cable for use on table of 54" - 30" junction cable for use on table of 60" - 36" junction cable for use on table of 66" - 42" junction cable for use on table of 72" | | 8T48J18-4 | 462 |
|  <ul style="list-style-type: none"> - 18" junction cable for use on table of 48" - 24" junction cable for use on table of 54" - 30" junction cable for use on table of 60" - 36" junction cable for use on table of 66" - 42" junction cable for use on table of 72" | | 8T54J18-4 | 475 |
|  <ul style="list-style-type: none"> - 18" junction cable for use on table of 48" - 24" junction cable for use on table of 54" - 30" junction cable for use on table of 60" - 36" junction cable for use on table of 66" - 42" junction cable for use on table of 72" | | 8T60J18-4 | 488 |
|  <ul style="list-style-type: none"> - 18" junction cable for use on table of 48" - 24" junction cable for use on table of 54" - 30" junction cable for use on table of 60" - 36" junction cable for use on table of 66" - 42" junction cable for use on table of 72" | | 8T66J18-4 | 500 |
|  <ul style="list-style-type: none"> - 18" junction cable for use on table of 48" - 24" junction cable for use on table of 54" - 30" junction cable for use on table of 60" - 36" junction cable for use on table of 66" - 42" junction cable for use on table of 72" | | 8T72J18-4 | 513 |
|  <ul style="list-style-type: none"> - 18" junction cable for use on table of 48" - 24" junction cable for use on table of 54" - 30" junction cable for use on table of 60" - 36" junction cable for use on table of 66" - 42" junction cable for use on table of 72" | | | |
| 2 mounting brackets for Duplex receptacles including screws (Holes for screws must be done by the installer) | | | |
| ** All electrical connections must be performed by a certified electrician ** | | | |

| | <i>PRODUCTS</i> | <i>CODES</i> | <i>PRICES</i> |
|---|--|--------------|---------------|
|  | PANDUIT analog telecommunication connector, with connecting cap. (manual installation, no special tools required) | RJ11 | 25 |
|  | PANDUIT digital data connector with connecting cap. (manual installation, no special tools required) | RJ45 | 25 |

Logiflex does not offer data components as part of the standard equipment supplied with the products listed in this document. The data component market encompasses a multitude of manufacturers offering thousands of couplers, connectors and electrical cords.

However, we do offer a universal model of each component for voice and data transmission, requiring no special installation tools. Models RJ11 and RJ45, described above, must be **ORDERED SEPARATELY**. Before ordering, please consult a qualified technician to make sure these products are appropriate.

An adaptor is provided with the purchase of any of the electrical units listed in this document that do not specify items RJ11 or RJ45. This adapter enables you to connect to a wide range of data transmission equipment available on the market, from the supplier of your choice.

