logiflex
OFFICE FURNITURE

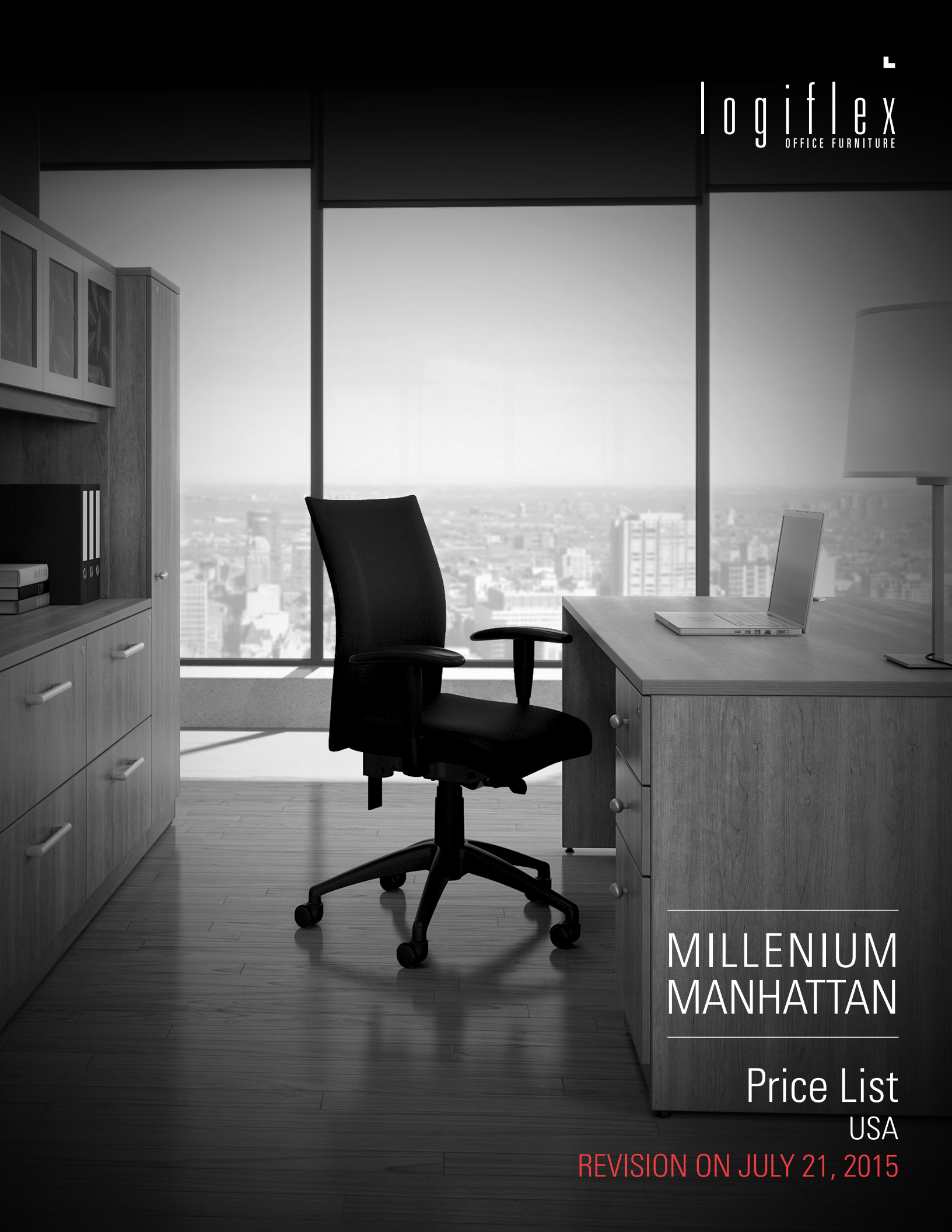

MILLENIUM MANHATTAN

Price List

USA

REVISION ON JULY 21, 2015

Update Summary

The July 21, 2015 web revision of the Millenium & Manhattan price list presents these principal modifications:

DATE	SECTION	MODIFICATION	PAGES
July 21, 2015	**TCPM**	TCPM went from $147 to $177	189

Previous updates:

DATE	SECTION	MODIFICATION	PAGES
January 5, 2015	**All the price list**	High pressure laminated products prices have been increased by 5% (MAL, MLL, MARL, MAXL, MAWL)	-
August 1st, 2014	**All the price list**	All products have been increased by 3%	-
	Terms and conditions of sale	Limited lifetime warranty application	6
	Combination pedestals and lateral filing cabinets	Addition of information and correction of pricing for D,E and F pedestals, legal size	102,104
	Bookcases and cabinets	Correction of pricing for the following bookcases: MLBB121260C, MABB121260C / MARBB121260C, MABB151536C / MARBB151536C & MABB151542C / MARBB151542C	108
		Correction of pricing for the following bookcases: MLBBL123084 & MABBL123084 / MARBBL 123084	110
		Correction of pricing for the following cabinet: MA2430MU5A / MAR2430MU5A	130
	Ezzy	Section completely removed	-
	Elictricity	Changes of self-adhesive wire channel (Code: WM) to a Velcro tie (Code: WM)	197

TABLE OF CONTENTS

SECTION	ACCREDITATION	PAGE
1 INTRODUCTION		
Terms and conditions of sale	SIN711-2	5
General features		7
Manufacturing standards	SIN711-2	8
2 DESKS		
Shells	SIN 711-2	13
Desks with pedestal(s)	SIN 711-2	14
Desks with pedestal(s) and convex front (CX)	SIN 711-2	18
Extended desks with straight cut and pedestal	SIN 711-2	22
Extended desks with curved cut and pedestal	SIN 711-2	26
Arched desks	SIN 711-2	30
3 RETURNS		
Empty returns	SIN 711-2	31
Reversible returns	SIN 711-2	32
Returns with pedestal	SIN 711-2	33
Returns with combination pedestal	SIN 711-2	36
Returns with lateral filing cabinet	SIN 711-2	39
Returns with cabinet	SIN 711-2	42
Bridges	SIN 711-2	44
4 TABLES		
Arched tables	SIN 711-2	45
D, P and Q tables (without end gable)	SIN 711-2	46
D and P tables	SIN 711-2	47
Extended D tables	SIN 711-2	48
Extended P tables	SIN 711-2	49
D tables with modesty panel	SIN 711-2	50
P tables with modesty panel	SIN 711-2	51
Extended D tables with modesty panel	SIN 711-2	52
Extended P tables with modesty panel	SIN 711-2	53
End tables	SIN 711-2	54
Hook tables	SIN 711-2	55
5 CREDENZAS		
Credenzas with pedestal(s)	SIN 711-2	56
Credenzas with combination pedestal(s)	SIN 711-2	60
Credenzas with lateral file drawers	SIN 711-2	62
Credenzas with cabinet	SIN 711-2	65
Combination credenzas	SIN 711-2	67
Server credenzas	SIN 711-2	69
Transaction tops	SIN 711-2	70
6 HUTCHES AND WALL STORAGE		
Cabinet hutches	SIN 711-2	71
Cabinet hutches with glass or plexiglass doors	SIN 711-2	73
Corner hutches	SIN 711-2	76
Wall hutches	SIN 711-2	77
Wall hutches with pigeon hole unit	SIN 711-2	78
Hutches with glass or plexiglass doors	SIN 711-2	79
Hutches with retractable doors	SIN 711-2	80
Hutches with glass or plexiglass doors and pigeon hole unit	SIN 711-2	81
Hutches with retractable doors and pigeon hole unit	SIN 711-2	82
Hutches with hinged doors	SIN 711-2	83
Hutches with hinged doors and pigeon hole unit	SIN 711-2	84
Open hutches	SIN 711-2	85
Open hutches with pigeon hole unit	SIN 711-2	86
Hutches with adjustable shelves	SIN 711-2	87
Wall shelves	SIN 711-2	88

TABLE OF CONTENTS

	ACCREDITATION	PAGE
6 HUTCHES AND WALL STORAGE		
Tackboards for hutches	SIN 711-2	89
Tackboards and display boards	SIN711-20	90
7 CORNER TABLES		
Corner tables	SIN 711-2	91
8 LATERAL TABLES		
Lateral tables	SIN 711-2	92
Lateral tables with corner cut	SIN 711-2	94
Lateral tables with curved cut	SIN 711-2	96
9 EXTENDED CORNER TABLES		
Straight extended corner tables		98
Curved extended corner tables		100
10 COMBINATION PEDESTALS AND LATERAL FILING CABINETS		
Factory-installed pedestals	SIN 711-2	102
Independent pedestals	SIN 711-2	104
Mobile pedestals	SIN 711-2	106
Combination pedestals and lateral filing cabinets	SIN 711-2	107
11 BOOKCASES AND CABINETS		
Corner bookcases	SIN 711-3	108
Bookcases	SIN 711-3	109
Display cases		113
Form holders	SIN 711-3	114
1-door cabinets	SIN 711-3	115
Cabinets with 1 glass door	SIN 711-3	116
2-door cabinets	SIN 711-3	118
Cabinets with 2 glass doors	SIN 711-3	120
Wardrobes	SIN 711-3	122
Wardrobes with glass or plexiglass doors	SIN 711-3	126
Wardrobes with pedestals	SIN 711-3	128
Multiple units	SIN 711-3	130
12 HOSPITALITY AND CONFERENCE TABLES		
All-purpose rectangular tables	SIN711-11	137
Rectangular tables on metal base	SIN711-11	138
Rectangular tables with tubular legs	SIN711-2	139
Hospitality tables	SIN711-11	140
Kalypso hospitality tables	SIN711-11	142
Elliptic conference tables	SIN711-11	143
"Racetrack" conference tables	SIN711-11	150
Boat-shaped conference tables with rounded end	SIN711-11	157
Rectangular conference tables	SIN711-11	164
Round tables	SIN711-11	171
Round tables on metal base	SIN711-11	172
Square tables	SIN711-11	173
13 CONFERENCE TABLE ACCESSORIES		
Conference boards	SIN711-2	174
Lecterns	SIN711-20	175
Mobile service carts	SIN711-2	176
Connector tops	SIN711-2	177

TABLE OF CONTENTS

14 ACCESSORIES	ACCREDITATION	PAGE
Handles	SIN711-2	178
Metal legs	SIN711-11	179
Keyboard trays	SIN711-2	183
CPU holders	SIN711-2	184
Computer monitor brackets, clamp installation		185
Computer monitor brackets, grommet installation		186
Suspended storage systems	SIN711-2	187
Miscellaneous	SIN711-3	188

15 ELECTRICITY		
Introduction	SIN711-11	190
Calculating amperage	SIN711-11	191
Communication boxes for single stations	SIN711-11	195
Communication boxes for multiple stations	SIN711-11	196
Misc. items for connecting communication components	SIN711-11	197
Electricity for 4-track system	SIN711-11	198
Electricity for 8-track system	SIN711-11	199

PLEASE AFFIX YOUR FEDERAL GOVERNMENT ACCREDITATION FORM HERE

FOR MORE INFORMATION, PLEASE CONTACT YOUR MANUFACTURER'S REPRESENTATIVE

TERMS AND CONDITIONS OF SALE

PRICES

The prices are "suggested retail" and are subject to changes without notice. Applicable taxes are not included. If you have an open and active account with Logiflex, merchandise will be invoiced at the prices prevailing at the time of shipment. Advanced payment for your order may be requested if the opening of your account has not been completed or if your account has become inactive.

TERMS OF PAYMENT

Net 30 days / F.O.B. Sherbrooke (Quebec), Montreal (Quebec) or Quebec City (Quebec). The invoice will be dated the same ship date and payable 30 days from that date including applicable freight charges. Logiflex remains the owner of the merchandise until the invoice is paid in full.

CUSTOMIZED PRODUCTS (SPECIAL ITEMS)

Price requests for customized products or special items can be submitted via the "Online services" section of our Web site, at www.logiflex.ca. Our quotations department will study your request and send you a quotation and a technical drawing for approval as soon as possible. Modifications to quotations or technical drawings can be requested the same way. The approved quotation(s) and technical drawing(s) can then be attached to your purchase order.

ORDERS

An official purchase order must be issued for all purchases. Your purchase order must contain the following information: your company letterhead, your reference number, the delivery address (with contact name and phone number), the complete product codes, furniture colour(s), quantities, descriptions, retail prices and net prices, project registration number (if applicable), and your approved quotation and technical drawing (for special items). Please note that a quotation cannot serve as a purchase order.

RETURNS

All returns must first be approved by Logiflex. If the return is accepted, a Logiflex customer service representative will send you an official return authorization form in order to facilitate procedures between you, the carrier, and the Logiflex merchandise reception clerk. Additional costs for shipping or other expenses may be applied following any merchandise returns.

MODIFICATIONS AND/OR CANCELLATIONS

You have 24 hours from the time we acknowledge receipt of your order to make any requests for corrections or modifications. You may modify or cancel your order during this same 48-hour period. If you would like to modify or cancel your order after this 48-hour verification period, please check with a Logiflex customer service representative. Orders cannot be changed or cancelled if production has already begun or if Logiflex has already received the raw materials.

LIABILITY

Logiflex's responsibility ends once the carrier has delivered all items in good condition. A delivery receipt signed by the customer acknowledges that the shipment is complete and has been received in good condition.

CLAIMS

Logiflex recommends inspecting the shipment before signing the carrier's delivery receipt. You must notify Logiflex of any incomplete shipments or damaged furniture as soon as possible. Requests to replace damaged products can be made via the "Online services" section of our Web site, at www.logiflex.ca. Our after-sales service department will examine your request and help you correct the situation as rapidly as possible.

CHANGES

Logiflex reserves the right to make changes to the materials, accessories, components, specifications and designs, and to discontinue collections and/or models, at any time and without prior notice.

TERMS AND CONDITIONS OF SALE

STORAGE AND/OR SHIPPING FEES

If you would like to delay the delivery of an order already in production at Logiflex, weekly storage fees may be charged. The suggested retail prices in this list usually include delivery to your warehouse, for several Quebec regions; however, some conditions may apply. If the minimum amount of your order is $10,000 net, the order can be shipped directly to your customer. In this case, a 53-foot unloading dock must be available at the time of delivery. This information must first be validated with your Logiflex customer service representative. Direct shipping is subject to additional fees. Any delay experienced by Logiflex carriers during delivery may also incur additional charges.

LIMITED LIFETIME WARRANTY

Logiflex warrants its products to the original purchaser for as long as the original purchaser owns the products. Logiflex guarantees that Millenium and Manhattan products bought new from an authorized Logiflex distributor are free from defects in materials and workmanship for the lifetime of their use. This warranty applies to Millenium and Manhattan products. Only if properly used, repair or replacement of any defect covered by the warranty will be at the discretion of Logiflex. Transportation and labor are not covered by this warranty. By accepting the product to its delivery, the buyer accepts its conditions.The warranty period shall be reduced proportionately if the products are used over a period exceeding the equivalent of a shift 40 hours/week. All replacement parts will be shipped to the original shipping address.

This warranty does not apply to defects or damages resulting from:
- Normal wear and tear occurring with the use of the product;
- Negligence, misuse, abuse or accident;
- Substitution, modification or use of components or materials that have not been authorized by Logiflex;
- Delivery by a freight carrier or handling/installation by a contractor other than Logiflex;
- Natural properties of materials;
- Exposure to sunlight or environments with extreme temperature/humidity conditions;
- Damage caused by a carrier in transit, or delivery/installation contractors.

This warranty does not include:
- Parts and materials supplied by the customer (COM);
- Special finishes applied to Logiflex products;
- The matching of colors, grains or textures of wood due to its natural properties;
- Products used for rental purposes;
- Non-standard Logiflex products;
- Logiflex product not installed or used in accordance with the Logiflex installation guidelines;
- Bulbs and ballasts.

Restrictions:
- Electrical components are guaranteed for 1 year from the date of delivery;
- Seat mechanisms, drawer slides and locks are guaranteed for 5 years from the date of delivery.

ITEMS DELIVERED DISASSEMBLED

Some items are delivered disassembled, such as empty desks, empty returns, bridges, arched tables, D, P or Q tables, lateral tables, end tables, hook tables, corner tables and extended-corner tables. To order these items assembled, add a $ 100 list price. Contact Customer Service for details.

QUICKSHIP PROGRAM

A wide selection of typicals and componants from our Millenium and Manhattan series are parts of our quickship program. The icon above appears beside the codes of items offered through this program in the different sections of this price list.

Conditions
Please add QS- at the beginning of each code number (EX: QS-MA-2072CLAR).
Products are ready to deliver after 10 working days from the receipt of the order and according to our delivery schedules.
Maximum quantity of 20 components. For larger quantity, please consult the customer service.
Logiflex reserves the right of final approval of orders.
No cancellation after the reception of the order.
All prices are in U.S. currency and may be changed without notice.

Quickship program standard
Standard handles used when included: HJAB (Black).
Edge finish: ML, MA, MAR
Tackboard fabrics: Please refer to the Logiflex color chart.
Colors (For horizontal surfaces and/or single color unit):

BC	Brown Cherry	CO	Cognac	LM	Light Maple
NC	Natural Cherry	PC	Coastal Pear	PO	Porto
SW	Smoked Walnut	T	Tan	TO	Tobacco
WK	Whisky	Z	Zebra		

Base colors (For bases and vertical plans only):

B	Jet Black	C	Slate

GENERAL INFORMATION

GENERAL FEATURES

HANDLES

Handles are included for all the Manhattan furniture items with fronts (Exception of hutches, for which handles are sold as options). For the other series, handles are included for the majority of furniture items with fronts (Exception of some pedestals and hutches, for which handles are sold as options). The standard handle style, when included, is HJAB (black). Please refer to the accessories section at the end of the current price list to see the different models offered by Logiflex.

GROMMETS

Grommets are included for some items such as D and P tables, lateral, end, corner, extended-corner and arc tables, returns, and reception stations. When grommets are included, the standard style is the ELPF grommet.

LOCKS

LKBL (black) locks are included for some items such as pedestals, lateral file drawers, cabinets, wardrobes, combination units and credenzas. To specify a different type of lock, please refer to the accessories section at the end of this price list to see the different models offered by Logiflex.

PEDESTALS

All drawers are made of black Medium density fiberboard (MDF) with an average thickness of 7/16". Type "D", "E" and "F" pedestals include a black polyvinyl chloride (PVC) extrusion for easy finger grip operation (no handle).

DRAWER FRONTS

A PVC strip 2.5 mm thick is systematically applied along all drawer front edges.

WOOD GRAIN

The wood grain is always vertical on fronts and furniture doors. Surfaces more than 96" are in two parts. Logiflex cannot guarantee that the wood grain will match up on the different parts of a same surface.

HUTCHES

All hutches have a flexible grommet at the bottom and a round grommet at the back of the unit for light fixture wires.

FINISHES

You must specify the desired finish(es) for each item of furniture ordered. Please make your selection(s) from the Logiflex chart.

FABRICS

You must specify the fabric when the item so requires. Please make your selection(s) from the Logiflex chart.

LEVELLERS

All furniture items (except bridges) sit on black adjustable levellers, 1" in diameter, allowing for up to 1" adjustment for the purposes of levelling the furniture. The standard finished height for work surfaces is 29".

ACCESS DOORS (AD) FOR CONFERENCE TABLE BASES

An access door can be added to each conference table base, where permitted by the type of base. If applicable, the access door option (**AD**) will be offered on the specifications sheet of the conference table in question. This information can be found in the "How to order" section of the conference table specifications pages in this price list.

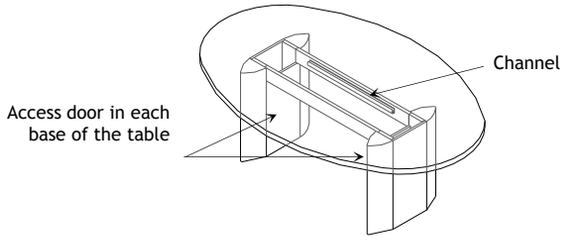

GENERAL INFORMATION

MANUFACTURING STANDARDS

STANDARD TYPES OF MODESTY PANELS

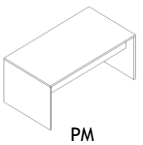

PM
(10" from the surface)

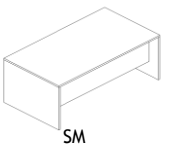

SM
(18-1/2" from the surface)

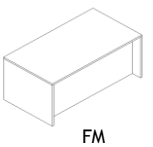

FM
(full height)

MINISTER MODESTY PANELS (MID AND MIDC OPTIONS)

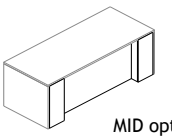

MID option
(straight minister)

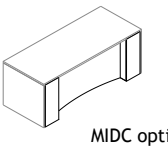

MIDC option
(curved minister)

CONVEX SURFACES

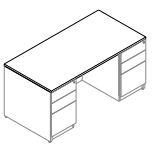

Regular rectangular surface

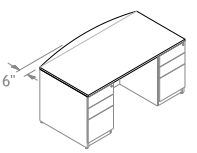

Convex surface (CX)

DESK WITH RECESSED MODESTY

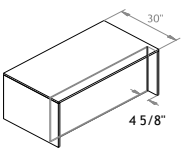

30" depth: 4-5/8" standard recess

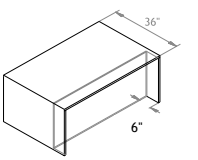

36" depth: 6" standard recess

GROMMET POSITIONING

Returns

Centered grommet **(GRC)**

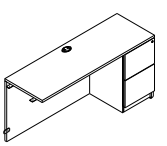

Centered grommet (GRC)

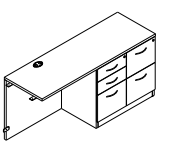

Grommet centered in the leaving space between pedestal and end of unit (GRC)

Desks and credenzas

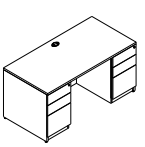

Centered grommet (GRC)

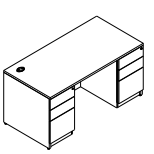

Left grommet (GRL)

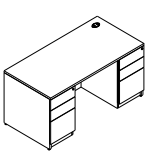

Right grommet **(GRR)**

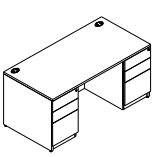

Left grommet and right grommet (GLR)

D, P, extended and arched tables

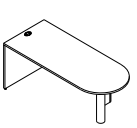

Grommet centered with end gable

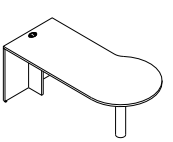

Grommet centered with end gable

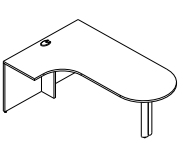

Grommet centered with end gable

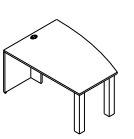

Grommet centered with end gable

Extended corner tables

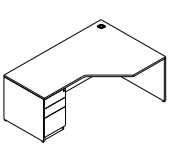

Corner grommet **(GRC)**

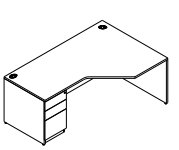

Corner and left grommet **(GRL)**

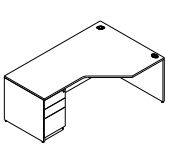

Corner and right grommet **(GRR)**

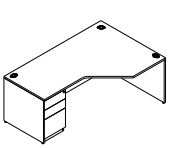

Corner, left and right grommet **(GLR)**

BASES

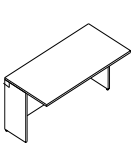

1/2 legs on left and right (HH)

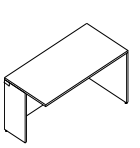

1/2 legs on left / Full legs on right (HR)

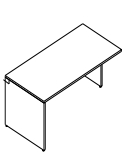

Full legs on left / 1/2 legs on right (LH)

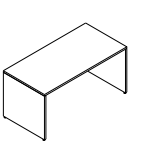

Full legss (LR)

GENERAL INFORMATION

MANUFACTURING STANDARDS

POSITIONING OF WOOD MOULDINGS (MAW and **MAX)**

Drawings must be supplied for any orders with wood mouldings. The mouldings will be placed according to the configuration and type of furniture ordered.

Shells and desks

Returns

Bridges


Credenzas

Hutches

Bookcases and cabinets


Combination pedestals

Filing cabinets

Multiple units

Corner hutches and bookcases

D, P and Q tables, without gable

D, P and Q tables, with gable

Arched tables

Truncated tables


Corners

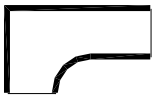
Extended corners with two half legs (HH)

End tables

Rectangular conference tables

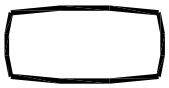
Boat-shaped conference tables (rounded)

"Racetrack" conference tables

Elliptical conference tables


Conference wall cabinets

Lecterns


Wardrobes

Mobile service carts

1/2-moon and 1/4-moon end tables


Round and square tables

GENERAL INFORMATION

MANUFACTURING STANDARDS

POSITIONING OF PVC MOULDINGS (**MAR**)

MAR mouldings must be installed on the opposite sides of a same item of furniture. They cannot be joined together perpendicularly because their edges must be cut at a 90 degree angle and not a 45 degree angle.

Shells and desks

Convex surfaces



Returns



Bridges



Credenzas



Hutches

Combination pedestals, bookcases, wardrobes, multiple units and filing cabinets

Lecterns

Mobile service carts

D, P and Q tables

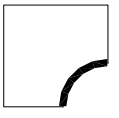

Corner tables

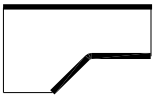

Extended corner tables

Arched tables

End tables



Round and square tables

"Racetrack" conference tables

Boat-shaped conference tables with rounded ends

Conference wall cabinets

GENERAL INFORMATION

MANUFACTURING STANDARDS

EXAMPLES OF STATION CONFIGURATIONS WITH WOOD MOULDINGS (**MAW** AND **MAX**)

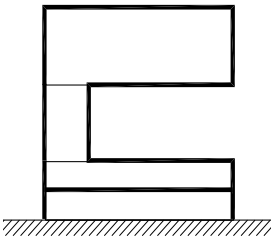

U-shaped work station
(against a wall)

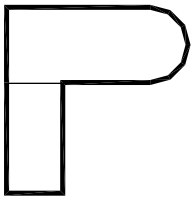

L-shaped work station
(independant island)

CONFIGURATION **WITH 5/8" SPACE**

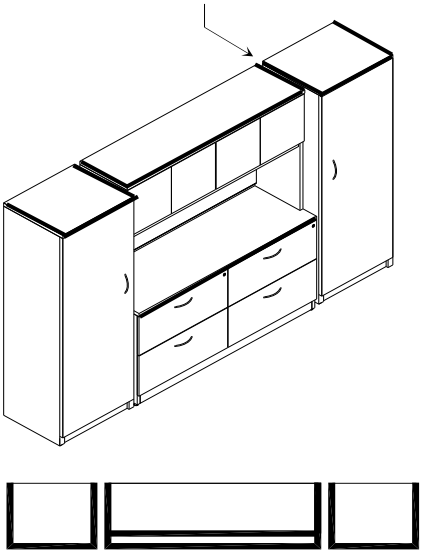

In cases where no drawing is provided with your order, the wood mouldings will be installed on all three sides of the furniture, as shown above.

CONFIGURATION **WITHOUT SPACE**

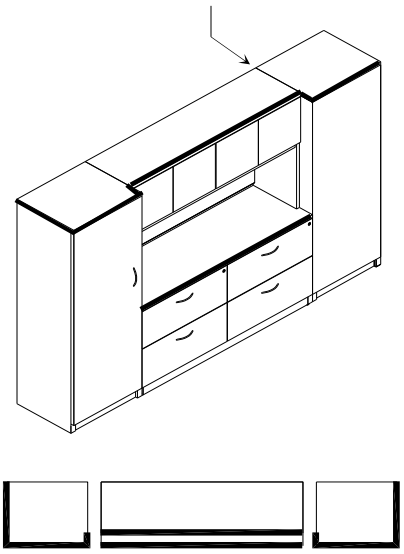

To order your work station without any spaces, please provide us with a drawing of the desired work station.

NOTE:
Wood mouldings cannot be installed where two surfaces meet. A 0.05 mm PVC moulding will be installed at these locations.

EXAMPLES OF STATION CONFIGURATIONS WITH PVC MOULDINGS (**MAR**)

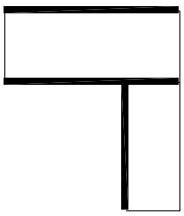

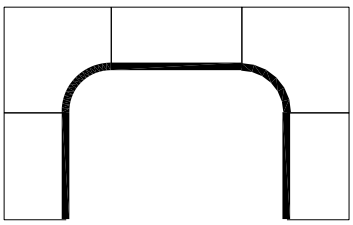

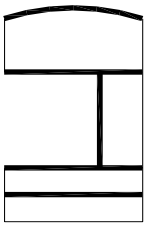

GENERAL INFORMATION

MANUFACTURING STANDARDS - MOULDINGS

PREVIEW	COMPONENT	MATERIALS	EDGES / MOULDINGS
	1" surfaces (**ML**)	**Thermofused** laminate (TFL) - 1" high-density particle board	2.5 mm polyvinyl chloride (PVC)
	1 1/16" surfaces (**MLL**)	**High pressure laminate (HPL)** - 1" high-density particle board, 1/32" HPL sheet on surface, 1/32" balancing sheet under surface (prevents bending)	2.5 mm polyvinyl chloride (PVC)
	1 5/8" surfaces (**MA**)	**Thermofused laminate (TFL) -** 1-5/8" high-densityparticle board	2.5 mm polyvinyl chloride (PVC)
	1 5/8" surfaces (**MAR**)	**Thermofused laminate (TFL) -** 1-5/8" high-densityparticle board	2.5 mm corrugated polyvinyl chloride (PVC)
	1 9/16" surfaces (**MARL**)	**High pressure laminate (HPL) -** 1-1/2" high-density particle board, 1/32" HPL sheet on surface, 1/32" balancing sheet under surface (prevents bending)	2.5 mm corrugated polyvinyl chloride (PVC)
	1 9/16" surfaces (**MAL**)	**High pressure laminate (HPL) -** 1-1/2" high-density particle board, 1/32" HPL sheet on surface, 1/32" balancing sheet under surface (prevents bending)	2.5 mm polyvinyl chloride (PVC)
	1 5/8" surfaces (**MAW**)	**Thermofused laminate (TFL) -** 1-5/8" high-densityparticle board	5/16" wood moulding
	1 5/8" surfaces (**MAX**)	**Thermofused laminate (TFL) -** 1-5/8" high-densityparticle board	5/16" wood moulding
	1 9/16" surfaces (**MAWL**)	**High pressure laminate (HPL) -** 1-1/2" high-density particle board, 1/32" HPL sheet on surface, 1/32" balancing sheet under surface (prevents bending)	5/16" wood moulding
	1 9/16" surfaces (**MAXL**)	**High pressure laminate (HPL) -** 1-1/2" high-density particle board, 1/32" HPL sheet on surface, 1/32" balancing sheet under surface (prevents bending)	5/16" wood moulding
	Front, back and modesty	**Thermofused laminate (TFL)** - 5/8" high-densityparticle board	2.5 mm polyvinyl chloride (PVC) on showing surfaces and 0.5 mm polyvinyl chloride (PVC) on non-showing surfaces

SHELLS
(EMPTY DESKS)

MANUFACTURING STANDARD: NO GROMMET

		EDGES / MOULDINGS		tfl	hpl	tfl	hpl
		tfl	hpl	MAR	MARL	MAW	MAWL
	CODE	ML	MLL	MA	MAL	MAX	MAXL
Shells	A B	1"	1-1/16"	1-5/8"	1-9/16"	1-5/8"	1-9/16"
30" 4-5/8" recessed modesty	3048	525	687	631	768	988	1154
	3060	569	752	688	880	1122	1288
	3066	602	816	745	946	1199	1423
	3072	631	856	781	999	1264	1506
36" 6" recessed modesty	3660	646	833	759	975	1213	1452
	3666	659	889	809	1044	1292	1549
	3672	681	943	858	1119	1369	1654

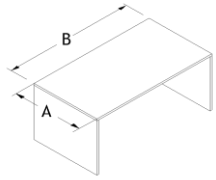

Modesty recesses:

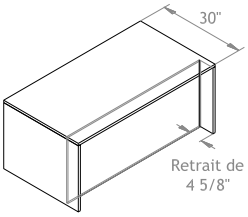

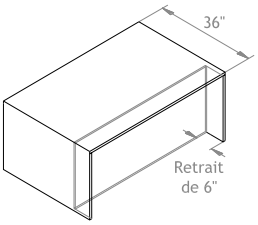

Modesty heights:

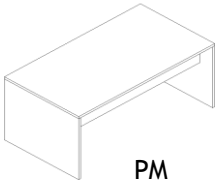

PM
(10"H)

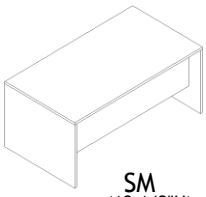

SM
(18-1/2"H)

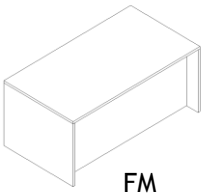

FM
(Full)

HOW TO ORDER?

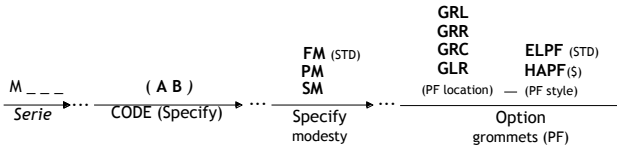

Notes		See
Modesties	If the choice of modesty is not specified, the standard is full (FM) Modesty options PM (10" high) or SM (18-1/2" high) are also available, at no charge	p.8
Grommet positions	Add grommets at no charge: GRL (left), GRR (right), GRC (centered) or GLR (left and right)	p.8
Grommet styles	ELPF black grommet (elliptic with Logiflex logo) at no charge HAPF satin nickel grommet also offered / For this option, add $14 retail each	p.189
	Delivered disassembled	

DESKS WITH "D" PEDESTAL(S)

ONE UTILITY DRAWER AND ONE FILE DRAWER ON LEFT AND/OR RIGHT

MANUFACTURING STANDARDS:

PVC EXTRUSION FOR LATERAL OPENING OF DRAWERS / NO GROMMET

			EDGES / MOULDINGS		tfl	hpl	tfl	hpl
			tfl	hpl	MAR	MARL	MAW	MAWL
		CODE	ML	MLL	MA	MAL	MAX	MAXL
Desk with BF pedestal on left		A B	1"	1-1/16"	1-5/8"	1-9/16"	1-5/8"	1-9/16"
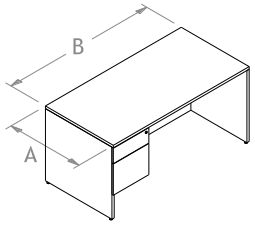	30" 4-5/8" recessed modesty	D3048	802	1079	1005	1177	1375	1565
		D3060	858	1168	1085	1288	1513	1735
		D3066	895	1224	1134	1356	1589	1832
		D3072	958	1264	1170	1407	1652	1913
	36" 6" recessed modesty	D3648	882	1130	1050	1241	1447	1658
		D3660	937	1241	1148	1383	1602	1863
		D3666	988	1298	1199	1451	1680	1957
		D3672	1043	1356	1249	1525	1758	2064
Desk with BF pedestal on right		A B						
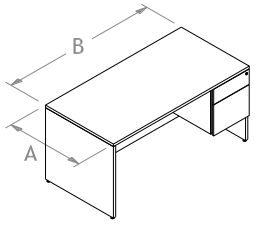	30" 4-5/8" recessed modesty	3048D	802	1079	1005	1177	1375	1565
		3060D	858	1168	1085	1288	1513	1735
		3066D	895	1224	1134	1356	1589	1832
		3072D	958	1264	1170	1407	1652	1913
	36" 6" recessed modesty	3648D	882	1130	1050	1241	1447	1658
		3660D	937	1241	1148	1383	1602	1863
		3666D	988	1298	1199	1451	1680	1957
		3672D	1043	1356	1249	1525	1758	2064
Desk with BF pedestals on left and right								
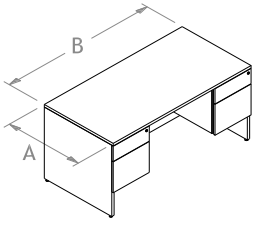	30" 4-5/8" recessed modesty	D3060D	988	1372	1279	1491	1706	1939
		D3066D	1022	1439	1338	1570	1791	2045
		D3072D	1094	1495	1391	1641	1873	2144
	36" 6" recessed modesty	D3660D	1066	1413	1312	1554	1765	2031
		D3666D	1077	1487	1379	1680	1898	2185
		D3672D	1170	1558	1443	1729	1952	2267

HOW TO ORDER?

M _ _ _ (Serie) → D *If pedestal on the left* (A B) D *If pedestal on the right* (CODE (Specify)) → FM (STD) PM SM (Specify modesty) → GRL GRR GRC GLR (PF location) — ELPF (STD) HAPF($) (PF style) (Option grommets (PF)) → See section: Accessories (Option handles)

Notes		See
Modesties	If the choice of modesty is not specified, the standard is full (FM) Modesty options PM (10" high) or SM (18-1/2" high) are also available, at no charge	p.8
Grommet positions	Add grommets at no charge: GRL (left), GRR (right), GRC (centered) or GLR (left and right)	p.8
Grommet styles	ELPF black grommet (elliptic with Logiflex logo) at no charge HAPF satin nickel grommet also offered / For this option, add $14 retail each	p.189
Handles	To add handles, please choose from the Logiflex list / Add $11 retail each	p.178

DESKS WITH "E" PEDESTAL(S)

TWO UTILITY DRAWERS AND ONE FILE DRAWER

MANUFACTURING STANDARDS:

PVC EXTRUSION FOR LATERAL OPENING OF DRAWERS / NO GROMMET

		EDGES / MOULDINGS					
		tfl	*hpl*	*tfl*	*hpl*	*tfl*	*hpl*
				MAR	MARL	MAW	MAWL
	CODE	ML	MLL	MA	MAL	MAX	MAXL
Desk with BBF pedestal on left	A B	*1"*	*1-1/16"*	*1-5/8"*	*1-9/16"*	*1-5/8"*	*1-9/16"*
30" 4-5/8" recessed modesty	**E3060**	999	1304	1213	1423	1639	1870
	E3066	1038	1360	1264	1490	1717	1967
	E3072	1099	1401	1300	1544	1781	2048
	E3084	1348	1465	1355	1631	1894	2198
36" 6" recessed modesty	**E3660**	1077	1377	1277	1519	1730	1995
	E3666	1128	1432	1327	1589	1809	2093
	E3672	1185	1489	1378	1660	1888	2198
	E3684	1369	1598	1475	1803	2042	2399
Desk with BBF pedestal on right	A B						
30" 4-5/8" recessed modesty	**3060E**	999	1304	1213	1423	1639	1870
	3066E	1038	1360	1264	1490	1717	1967
	3072E	1099	1401	1300	1544	1781	2048
	3084E	1348	1465	1355	1631	1894	2198
36" 6" recessed modesty	**3660E**	1077	1377	1277	1519	1730	1995
	3666E	1128	1432	1327	1589	1809	2093
	3672E	1185	1489	1378	1660	1888	2198
	3684E	1369	1598	1475	1803	2042	2399
Desk with BBF pedestals on left and right							
30" 4-5/8" recessed modesty	**E3060E**	1269	1846	1730	1967	2156	2414
	E3066E	1305	1904	1781	2033	2234	2510
	E3072E	1318	1941	1815	2086	2299	2592
	E3084E	1462	2009	1873	2175	2412	2743
36" 6" recessed modesty	**E3660E**	1326	1918	1793	2064	2250	2540
	E3666E	1362	1976	1845	2129	2327	2639
	E3672E	1452	2032	1894	2204	2404	2743
	E3684E	1595	2142	1993	2346	2562	2942

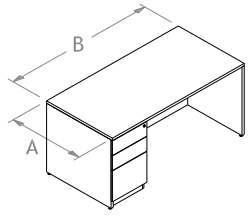

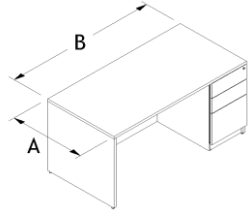

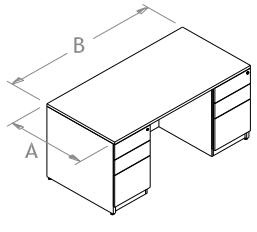

Minister front options (**MID** and **MIDC**)

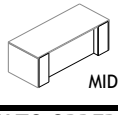

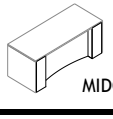

HOW TO ORDER?

M _ _ _ (*Serie*) → **E** (*If pedestal on the left*) **(A B)** **E** (*If pedestal on the right*) → CODE (Specify) → **FM** (STD) **PM** **SM** **MID** **MIDC** → Specify modesty → **GRL** **GRR** **GRC** **GLR** (PF location) — **ELPF** (STD) **HAPF**($) (PF style) → Option grommets (PF) → **See section: Accessories** → Option handles

Notes		See
Modesties	If the choice of modesty is not specified, the standard is full (FM)	
	Modesty options PM (10" high) or SM (18-1/2" high) are also available, at no charge	
	For MID option (minister front), add $71 retail to the desk value	
	For MIDC option (curved minister front), add $140 retail to the desk value	p.8
Grommet positions	Add grommets at no charge: GRL (left), GRR (right), GRC (centered) or GLR (left and right)	p.8
Grommet styles	ELPF black grommet (elliptic with Logiflex logo) at no charge	
	HAPF satin nickel grommet also offered / For this option, add $14 retail each	p.189
Handles	To add handles, please choose from the Logiflex list / Add $11 retail each	p.178

DESKS WITH "F" PEDESTAL(S)

TWO FILE DRAWERS

MANUFACTURING STANDARDS:

PVC EXTRUSION FOR LATERAL OPENING OF DRAWERS / NO GROMMET

		EDGES / MOULDINGS					
		tfl	*hpl*	*tfl*	*hpl*	*tfl*	*hpl*
				MAR	MARL	MAW	MAWL
	CODE	ML	MLL	MA	MAL	MAX	MAXL
Desk with FF pedestal on left	A B	*1"*	*1-1/16"*	*1-5/8"*	*1-9/16"*	*1-5/8"*	*1-9/16"*
30" 4-5/8" recessed modesty	**F3060**	999	1304	1213	1423	1639	1870
	F3066	1038	1360	1264	1490	1717	1967
	F3072	1099	1401	1300	1544	1781	2048
	F3084	1348	1465	1355	1631	1894	2198
36" 6" recessed modesty	**F3660**	1077	1377	1277	1519	1730	1995
	F3666	1128	1432	1327	1589	1809	2093
	F3672	1185	1489	1378	1660	1888	2198
	F3684	1369	1598	1475	1803	2042	2399
Desk with FF pedestal on right							
30" 4-5/8" recessed modesty	**3060F**	999	1304	1213	1423	1639	1870
	3066F	1038	1360	1264	1490	1717	1967
	3072F	1099	1401	1300	1544	1781	2048
	3084F	1348	1465	1355	1631	1894	2198
36" 6" recessed modesty	**3660F**	1077	1377	1277	1519	1730	1995
	3666F	1128	1432	1327	1589	1809	2093
	3672F	1185	1489	1378	1660	1888	2198
	3684F	1369	1598	1475	1803	2042	2399
Desk with FF pedestals on left and right							
30" 4-5/8" recessed modesty	**F3060F**	1269	1846	1730	1967	2156	2414
	F3066F	1305	1904	1781	2033	2234	2510
	F3072F	1318	1941	1815	2086	2299	2592
	F3084F	1462	2009	1873	2175	2412	2743
36" 6" recessed modesty	**F3660F**	1326	1918	1793	2064	2250	2540
	F3666F	1362	1976	1845	2129	2327	2639
	F3672F	1452	2032	1894	2204	2404	2743
	F3684F	1595	2142	1993	2346	2562	2942

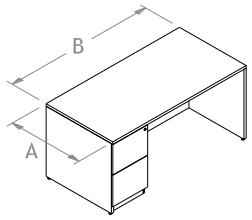

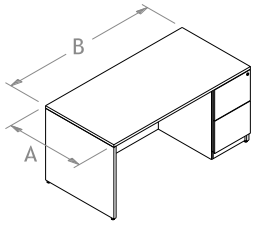

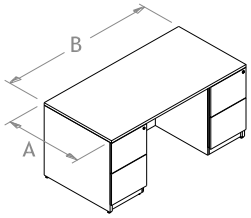

Minister front options (MID and MIDC)

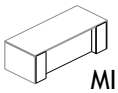

MID

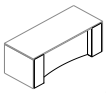

MIDC

HOW TO ORDER?

M _ _ _ (*Serie*) … **F** (*If pedestal on the left*) **(A B)** **F** (*If pedestal on the right*) → CODE (Specify) … **FM** (STD) **PM** **SM** **MID** **MIDC** → Specify modesty … **GRL** **GRR** **GRC** **GLR** (PF location) — **ELPF** (STD) **HAPF** ($) (PF style) → Option grommets (PF) … **See section: Accessories** → Option handles

Notes		See
Modesties	If the choice of modesty is not specified, the standard is full (FM) Modesty options PM (10" high) or SM (18-1/2" high) are also available, at no charge For MID option (minister front), add $71 retail to the desk value For MIDC option (curved minister front), add $140 retail to the desk value	p.8
Grommet positions	Add grommets at no charge: GRL (left), GRR (right), GRC (centered) or GLR (left and right)	p.8
Grommet styles	ELPF black grommet (elliptic with Logiflex logo) at no charge HAPF satin nickel grommet also offered / For this option, add $14 retail each	p.189
Handles	To add handles, please choose from the Logiflex list / Add $11 retail each	p.178

DESKS WITH "E" AND "F" PEDESTALS

E: TWO UTILITY DRAWERS AND ONE FILE DRAWER

F: TWO FILE DRAWERS

MANUFACTURING STANDARDS:

PVC EXTRUSION FOR LATERAL OPENING OF DRAWERS / NO GROMMET

		EDGES / MOULDINGS		*tfl*	*hpl*	*tfl*	*hpl*
		tfl	*hpl*	MAR	MARL	MAW	MAWL
	CODE	ML	MLL	MA	MAL	MAX	MAXL
Desk with BBF pedestal on left and FF pedestal on right	A B	*1"*	*1-1/16"*	*1-5/8"*	*1-9/16"*	*1-5/8"*	*1-9/16"*
30" 4-5/8" recessed modesty	**E3060F**	1269	1846	1730	1967	2156	2414
	E3066F	1305	1904	1781	2033	2234	2510
	E3072F	1318	1941	1815	2086	2299	2592
	E3084F	1462	2009	1873	2175	2412	2743
36" 6" recessed modesty	**E3660F**	1326	1918	1793	2064	2250	2540
	E3666F	1362	1976	1845	2129	2327	2639
	E3672F	1452	2032	1894	2204	2404	2743
	E3684F	1595	2142	1993	2346	2562	2942
Desk with FF pedestal on left and BBF on right							
30" 4-5/8" recessed modesty	**F3060E**	1269	1846	1730	1967	2156	2414
	F3066E	1305	1904	1781	2033	2234	2510
	F3072E	1318	1941	1815	2086	2299	2592
	F3084E	1462	2009	1873	2175	2412	2743
36" 6" recessed modesty	**F3660E**	1326	1918	1793	2064	2250	2540
	F3666E	1362	1976	1845	2129	2327	2639
	F3672E	1452	2032	1894	2204	2404	2743
	F3684E	1595	2142	1993	2346	2562	2942

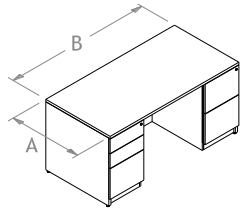

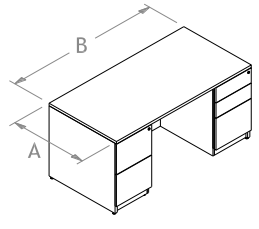

Minister front options (MID and MIDC)

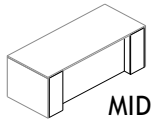

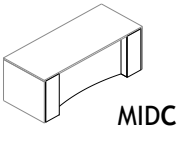

HOW TO ORDER?

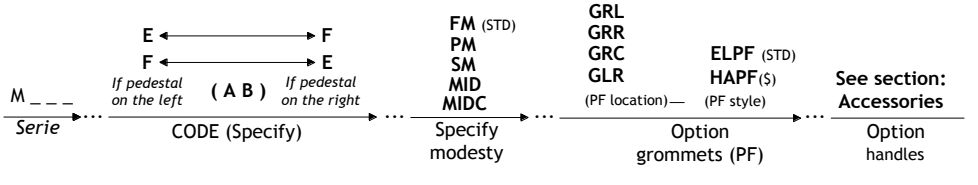

Notes		See
Modesties	If the choice of modesty is not specified, the standard is full (FM) Modesty options PM (10" high) or SM (18-1/2" high) are also available, at no charge For MID option (minister front), add $71 retail to the desk value For MIDC option (curved minister front), add $140 retail to the desk value	p.8
Grommet positions	Add grommets at no charge: GRL (left), GRR (right), GRC (centered) or GLR (left and right)	p.8
Grommet styles	ELPF black grommet (elliptic with Logiflex logo) at no charge HAPF satin nickel grommet also offered / For this option, add $14 retail each	p.189
Handles	To add handles, please choose from the Logiflex list / Add $11 retail each	p.178

DESKS WITH "E" PEDESTAL AND CONVEX FRONT (CX)

TWO UTILITY DRAWERS AND ONE FILE DRAWER

MANUFACTURING STANDARDS:

PVC EXTRUSION FOR LATERAL OPENING OF DRAWERS / NO GROMMET

		EDGES / MOULDINGS		tfl	hpl	tfl	hpl
		tfl	hpl	MAR	MARL	MAW	MAWL
	CODE	ML	MLL	MA	MAL	MAX	MAXL
CX desk with BBF pedestal on left	A B C	1"	1-1/16"	1-5/8"	1-9/16"	1-5/8"	1-9/16"
24" Flush modesty	E243060CX	1062	1386	1292	1475	1689	1893
	E243066CX	1089	1418	1318	1519	1746	1967
	E243072CX	1155	1458	1355	1566	1809	2042
30" 4-5/8" recessed modesty	E303660CX	1140	1458	1355	1572	1781	2019
	E303666CX	1178	1514	1405	1641	1858	2117
	E303672CX	1239	1556	1441	1691	1923	2198
	E303684CX	1488	1621	1497	1781	2037	2346
36" 6" recessed modesty	E364260CX	1218	1533	1419	1668	1873	2144
	E364266CX	1268	1636	1470	1735	1950	2240
	E364272CX	1325	1645	1519	1809	2028	2346
	E364284CX	1509	1758	1618	1951	2185	2548
CX desk with BBF pedestal on right							
24" Flush modesty	243060ECX	1062	1386	1292	1475	1689	1893
	243066ECX	1089	1418	1318	1519	1746	1967
	243072ECX	1155	1458	1355	1566	1809	2042
30" 4-5/8" recessed modesty	303660ECX	1140	1458	1355	1572	1781	2019
	303666ECX	1178	1514	1405	1641	1858	2117
	303672ECX	1239	1556	1441	1691	1923	2198
	303684ECX	1488	1621	1497	1781	2037	2346
36" 6" recessed modesty	364260ECX	1218	1533	1419	1668	1873	2144
	364266ECX	1268	1636	1470	1735	1950	2240
	364272ECX	1325	1645	1519	1809	2028	2346
	364284ECX	1509	1758	1618	1951	2185	2548

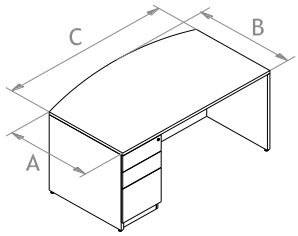

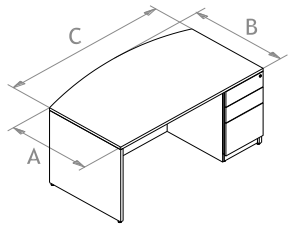

Minister front options (MID and MIDC)

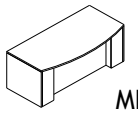
MID

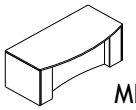
MIDC

HOW TO ORDER?

M _ _ _ (Serie) → E (If pedestal on the left) (A B C) E (If pedestal on the right) CX → FM (STD) PM SM MID MIDC (Specify modesty) → GRL GRR GRC GLR (PF location) — ELP (STD) HAPF ($) (PF style) → See section: Accessories (Option handles)

CODE (Specify) — Option grommets (PF)

Notes		See
Modesties	If the choice of modesty is not specified, the standard is full (FM) Modesty options PM (10" high) or SM (18-1/2" high) are also available, at no charge For MID option (minister front), add $71 retail to the desk value For MIDC option (curved minister front), add $140 retail to the desk value	p.8
Grommet positions	Add grommets at no charge: GRL (left), GRR (right), GRC (centered) or GLR (left and right)	p.8
Grommet styles	ELPF black grommet (elliptic with Logiflex logo) at no charge HAPF satin nickel grommet also offered / For this option, add $14 retail each	p.189
Handles	To add handles, please choose from the Logiflex list / Add $11 retail each	p.178

DESKS WITH "F" PEDESTAL AND CONVEX FRONT (CX)

TWO FILE DRAWERS

MANUFACTURING STANDARDS:

PVC EXTRUSION FOR LATERAL OPENING OF DRAWERS / NO GROMMET

			EDGES / MOULDINGS					
					tfl	*hpl*	*tfl*	*hpl*
			tfl	*hpl*	MAR	MARL	MAW	MAWL
		CODE	ML	MLL	MA	MAL	MAX	MAXL
CX desk with FF pedestal on left		A B C	*1"*	*1-1/16"*	*1-5/8"*	*1-9/16"*	*1-5/8"*	*1-9/16"*
	24" Flush modesty	**F243060CX**	1062	1386	1292	1475	1689	1893
		F243066CX	1089	1418	1318	1519	1746	1967
		F243072CX	1155	1458	1355	1566	1809	2042
	30" 4-5/8" recessed modesty	**F303660CX**	1140	1458	1355	1572	1781	2019
		F303666CX	1178	1514	1405	1641	1858	2117
		F303672CX	1239	1556	1441	1691	1923	2198
		F303684CX	1488	1621	1497	1781	2037	2346
	36" 6" recessed modesty	**F364260CX**	1218	1533	1419	1668	1873	2144
		F364266CX	1268	1636	1470	1735	1950	2240
		F364272CX	1325	1645	1519	1809	2028	2346
		F364284CX	1509	1758	1618	1951	2185	2548
CX desk with FF pedestal on right	**24"** sans retrait	**243060FCX**	1062	1386	1292	1475	1689	1893
		243066FCX	1089	1418	1318	1519	1746	1967
		243072FCX	1155	1458	1355	1566	1809	2042
	30" 4-5/8" recessed modesty	**303660FCX**	1140	1458	1355	1572	1781	2019
		303666FCX	1178	1514	1405	1641	1858	2117
		303672FCX	1239	1556	1441	1691	1923	2198
		303684FCX	1488	1621	1497	1781	2037	2346
	36" 6" recessed modesty	**364260FCX**	1218	1533	1419	1668	1873	2144
		364266FCX	1268	1636	1470	1735	1950	2240
		364272FCX	1325	1645	1519	1809	2028	2346
		364284FCX	1509	1758	1618	1951	2185	2548

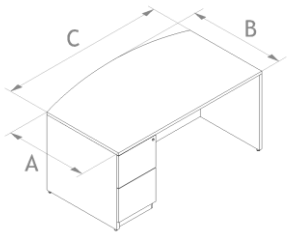

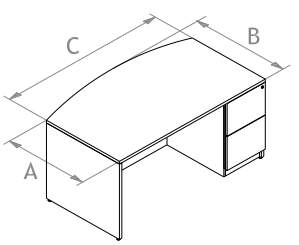

Minister front options (MID and MIDC)

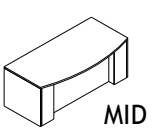

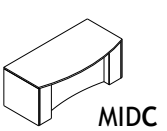

HOW TO ORDER?

M _ _ _ (*Serie*) → F (*If pedestal on the left*) (A B C) F (*If pedestal on the right*) CX (CODE (Specify)) → FM (STD) PM SM MID MIDC (Specify modesty) → GRL GRR GRC GLR (PF location) — ELP (STD) HAPF($) (PF style) (Option grommets (PF)) → See section: Accessories (Option handles)

Notes		See
Modesties	If the choice of modesty is not specified, the standard is full (FM) Modesty options PM (10" high) or SM (18-1/2" high) are also available, at no charge For MID option (minister front), add $71 retail to the desk value For MIDC option (curved minister front), add $140 retail to the desk value	p.8
Grommet positions	Add grommets at no charge: GRL (left), GRR (right), GRC (centered) or GLR (left and right)	p.8
Grommet styles	ELPF black grommet (elliptic with Logiflex logo) at no charge HAPF satin nickel grommet also offered / For this option, add $14 retail each	p.189
Handles	To add handles, please choose from the Logiflex list / Add $11 retail each	p.178

DESKS WITH "E" OR "F" PEDESTALS AND CONVEX FRONT (CX)

E: TWO UTILITY DRAWERS AND ONE FILE DRAWER

F: TWO FILE DRAWERS

MANUFACTURING STANDARDS: PVC EXTRUSION FOR LATERAL OPENING OF DRAWERS / NO GROMMET

		EDGES / MOULDINGS					
		tfl	*hpl*	*tfl*	*hpl*	*tfl*	*hpl*
				MAR	MARL	MAW	MAWL
	CODE	ML	MLL	MA	MAL	MAX	MAXL
CX desk with BBF pedestals on left and right	A B C	*1"*	*1-1/16"*	*1-5/8"*	*1-9/16"*	*1-5/8"*	*1-9/16"*
24" Flush modesty	**E243060ECX**	1352	1928	1809	2019	2206	2437
	E243066ECX	1389	1962	1838	2064	2263	2510
	E243072ECX	1448	2002	1873	2139	2327	2586
30" 4-5/8" recessed modesty	**E303660ECX**	1409	2002	1873	2117	2299	2562
	E303666ECX	1446	2058	1923	2180	2377	2658
	E303672ECX	1460	2171	2027	2233	2440	2743
	E303684ECX	1602	2366	2205	2323	2552	2890
36" 6" recessed modesty	**E364260ECX**	1466	2075	1936	2211	2390	2690
	E364266ECX	1503	2133	1987	2280	2469	2786
	E364272ECX	1593	2189	2037	2353	2547	2890
	E364284ECX	1736	2298	2133	2496	2703	3091
CX desk with FF pedestals on left and right							
24" Flush modesty	**F243060FCX**	1352	1928	1809	2019	2206	2437
	F243066FCX	1389	1962	1838	2064	2263	2510
	F243072FCX	1448	2002	1873	2139	2327	2586
30" 4-5/8" recessed modesty	**F303660FCX**	1409	2002	1873	2117	2299	2562
	F303666FCX	1446	2058	1923	2180	2377	2658
	F303672FCX	1460	2171	2027	2233	2440	2743
	F303684FCX	1602	2366	2205	2323	2552	2890
36" 6" recessed modesty	**F364260FCX**	1466	2075	1936	2211	2390	2690
	F364266FCX	1503	2133	1987	2280	2469	2786
	F364272FCX	1593	2189	2037	2353	2547	2890
	F364284FCX	1736	2298	2133	2496	2703	3091

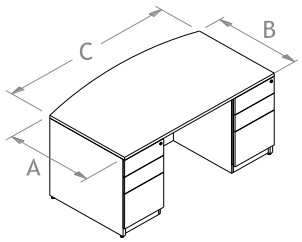

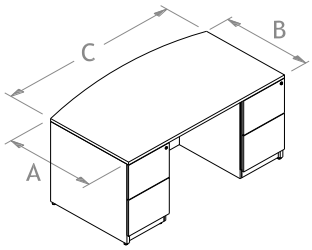

Minister front options (MID and MIDC)

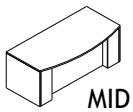

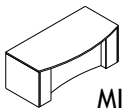

HOW TO ORDER?

M _ _ _ (*Serie*) … E ⟷ E / F ⟷ F (*If pedestal on the left* / *If pedestal on the right*) (A B C) CODE (Specify) … CX … FM (STD) / PM / SM / MID / MIDC (Specify modesty) … GRL / GRR / GRC / GLR (PF location) — ELP (STD) / HAPF($) (PF style) (Option grommets (PF)) … See section: Accessories (Option handles)

Notes		See
Modesties	If the choice of modesty is not specified, the standard is full (FM) Modesty options PM (10" high) or SM (18-1/2" high) are also available, at no charge For MID option (minister front), add $71 retail to the desk value For MIDC option (curved minister front), add $140 retail to the desk value	p.8
Grommet positions	Add grommets at no charge: GRL (left), GRR (right), GRC (centered) or GLR (left and right)	p.8
Grommet styles	ELPF black grommet (elliptic with Logiflex logo) at no charge HAPF satin nickel grommet also offered / For this option, add $14 retail each	p.189
Handles	To add handles, please choose from the Logiflex list / Add $11 retail each	p.178

DESKS WITH "E" AND "F" PEDESTALS AND CONVEX FRONT (CX)

E: TWO UTILITY DRAWERS AND ONE FILE DRAWER

F: TWO FILE DRAWERS

MANUFACTURING STANDARDS: PVC EXTRUSION FOR LATERAL OPENING OF DRAWERS / NO GROMMET

			EDGES / MOULDINGS		tfl	hpl	tfl	hpl
			tfl	hpl	MAR	MARL	MAW	MAWL
		CODE	ML	MLL	MA	MAL	MAX	MAXL
CX desk with BBF pedestal on left and FF pedestal on right		A B C	1"	1-1/16"	1-5/8"	1-9/16"	1-5/8"	1-9/16"
	24" Flush modesty	E243060FCX	1352	1928	1809	2019	2206	2437
		E243066FCX	1389	1962	1838	2064	2263	2510
		E243072FCX	1448	2002	1873	2139	2327	2586
	30" 4-5/8" recessed modesty	E303660FCX	1409	2002	1873	2117	2299	2562
		E303666FCX	1446	2058	1923	2180	2377	2658
		E303672FCX	1460	2171	2027	2233	2440	2743
		E303684FCX	1602	2366	2205	2323	2552	2890
	36" 6" recessed modesty	E364260FCX	1466	2075	1936	2211	2390	2690
		E364266FCX	1503	2133	1987	2280	2469	2786
		E364272FCX	1593	2189	2037	2353	2547	2890
		E364284FCX	1736	2298	2133	2496	2703	3091
CX desk wtih FF pedestal on left and UUF pedestal on right	24" Flush modesty	F243060ECX	1352	1928	1809	2019	2206	2437
		F243066ECX	1389	1962	1838	2064	2263	2510
		F243072ECX	1448	2002	1873	2139	2327	2586
	30" 4-5/8" recessed modesty	F303660ECX	1409	2002	1873	2117	2299	2562
		F303666ECX	1446	2058	1923	2180	2377	2658
		F303672ECX	1460	2171	2027	2233	2440	2743
		F303684ECX	1602	2366	2205	2323	2552	2890
	36" 6" recessed modesty	F364260ECX	1466	2075	1936	2211	2390	2690
		F364266ECX	1503	2133	1987	2280	2469	2786
		F364272ECX	1593	2189	2037	2353	2547	2890
		F364284ECX	1736	2298	2133	2496	2703	3091

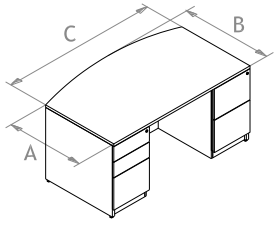

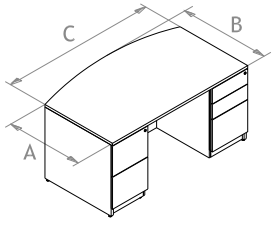

Minister front options (MID and MIDC)

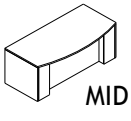
MID

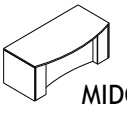
MIDC

HOW TO ORDER?

M _ _ _ (*Serie*) … E ⟷ F / F ⟷ E (*If pedestal on the left* / *If pedestal on the right*) (A B C) CODE (Specify) … CX … FM (STD) / PM / SM / MID / MIDC (Specify modesty) … GRL / GRR / GRC / GLR (PF location) — ELP (STD) / HAPF($) (PF style) (Option grommets (PF)) … See section: Accessories (Option handles)

Notes		See
Modesties	If the choice of modesty is not specified, the standard is full (FM) Modesty options PM (10" high) or SM (18-1/2" high) are also available, at no charge For MID option (minister front), add $71 retail to the desk value For MIDC option (curved minister front), add $140 retail to the desk value	p.8
Grommet positions	Add grommets at no charge: GRL (left), GRR (right), GRC (centered) or GLR (left and right)	p.8
Grommet styles	ELPF black grommet (elliptic with Logiflex logo) at no charge HAPF satin nickel grommet also offered / For this option, add $14 retail each	p.189
Handles	To add handles, please choose from the Logiflex list / Add $11 retail each	p.178

EXTENDED DESKS WITH STRAIGHT CUT AND "E" PEDESTAL ON LEFT

TWO UTILITY DRAWERS AND ONE FILE DRAWER

MANUFACTURING STANDARDS:

PVC EXTRUSION FOR LATERAL OPENING OF DRAWERS / NO GROMMET

Desk extended to the left

with BBF pedestal on left

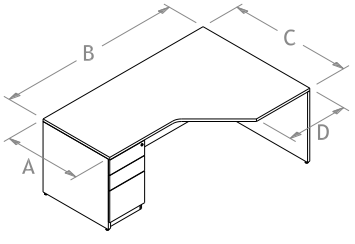

	EDGES / MOULDINGS					
	tfl	hpl	tfl	hpl	tfl	hpl
	ML	MLL	MAR	MARL	MAW	MAWL
CODE	ML	MLL	MA	MAL	MAX	MAXL
A B C D	1"	1-1/16"	1-5/8"	1-9/16"	1-5/8"	1-9/16"
30" — 4-5/8" recessed modesty						
E30664820LB	1700	2283	2125	2493	2701	3098
E30724820LB	1756	2370	2202	2595	2819	3243
E30784820LB	1813	2458	2281	2675	2904	3339
E30844820LB	1869	2571	2387	2797	3043	3486
E30664824LB	1700	2283	2125	2493	2701	3098
E30724824LB	1756	2370	2202	2595	2819	3243
E30784824LB	1813	2458	2281	2675	2904	3339
E30844824LB	1869	2571	2387	2797	3043	3486
36" — 6" recessed modesty						
E36665420LB	1733	2327	2159	2528	2735	3133
E36725420LB	1790	2413	2236	2630	2853	3279
E36785420LB	1847	2501	2315	2711	2938	3375
E36845420LB	1903	2617	2421	2833	3077	3267
E36665424LB	1733	2327	2159	2528	2735	3133
E36725424LB	1790	2413	2236	2630	2853	3279
E36785424LB	1847	2501	2315	2711	2938	3375
E36845424LB	1903	2617	2421	2833	3077	3267

Minister front options (MID and MIDC)

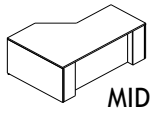

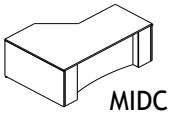

HOW TO ORDER?

M _ _ _ (Serie) … E (pedestal on the left) (A B C D) — LB (CODE (Specify)) … FM (STD) / PM / SM / MID / MIDC (Specify modesty) … GRL / GRR / GRC / GLR (PF location) — ELPF / HAPF($) (PF style) (Option grommets (PF)) … See section: Accessories (Option handles)

Notes		See
Modesties	If the choice of modesty is not specified, the standard is full (FM) Modesty options PM (10" high) or SM (18-1/2" high) are also available, at no charge For MID option (minister front), add $71 retail to the desk value For MIDC option (curved minister front), add $140 retail to the desk value	p.8
Grommet positions	Add grommets at no charge: GRL (left), GRR (right), GRC (centered) or GLR (left and right)	p.8
Grommet styles	ELPF black grommet (elliptic with Logiflex logo) at no charge HAPF satin nickel grommet also offered / For this option, add $14 retail each	p.189
Handles	To add handles, please choose from the Logiflex list / Add $11 retail each	p.178

EXTENDED DESKS WITH STRAIGHT CUT AND "E" PEDESTAL ON RIGHT

TWO UTILITY DRAWERS AND ONE FILE DRAWER

MANUFACTURING STANDARDS:

PVC EXTRUSION FOR LATERAL OPENING OF DRAWERS / NO GROMMET

		EDGES / MOULDINGS					
		tfl	*hpl*	*tfl*	*hpl*	*tfl*	*hpl*
				MAR	MARL	MAW	MAWL
	CODE	ML	MLL	MA	MAL	MAX	MAXL
Desk extended to the right with BBF pedestal on right — **30"** — 4-5/8" recessed modesty	A B C D	*1"*	*1-1/16"*	*1-5/8"*	*1-9/16"*	*1-5/8"*	*1-9/16"*
	20486630ELB	1700	2283	2125	2493	2701	3098
	20487230ELB	1756	2370	2202	2595	2819	3243
	20487830ELB	1813	2458	2281	2675	2904	3339
	20488430ELB	1869	2571	2387	2797	3043	3486
	24486630ELB	1700	2283	2125	2493	2701	3098
	24487230ELB	1756	2370	2202	2595	2819	3243
	24487830ELB	1813	2458	2281	2675	2904	3339
	24488430ELB	1869	2571	2387	2797	3043	3486
36" — 6" recessed modesty	**20546636ELB**	1733	2327	2159	2528	2735	3133
	20547236ELB	1790	2413	2236	2630	2853	3279
	20547836ELB	1847	2501	2315	2711	2938	3375
	20548436ELB	1903	2617	2421	2833	3077	3267
	24546636ELB	1733	2327	2159	2528	2735	3133
	24547236ELB	1790	2413	2236	2630	2853	3279
	24547836ELB	1847	2501	2315	2711	2938	3375
	24548436ELB	1903	2617	2421	2833	3077	3267

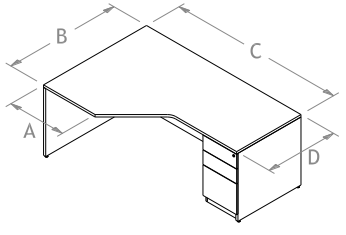

Minister front options (MID and MIDC)

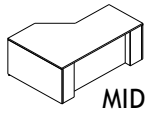

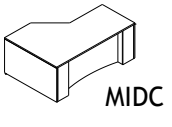

HOW TO ORDER?

M _ _ _ (*Serie*) → (A B C D) — E *pedestal on the right* — LB (CODE (Specify)) → FM (STD) / PM / SM / MID / MIDC (Specify modesty) → GRL / GRR / GRC / GLR (PF location) — ELPF (STD) / HAPF($) (PF style) (Option grommets (PF)) → See section: Accessories (Option handles)

Notes		See
Modesties	If the choice of modesty is not specified, the standard is full (FM) Modesty options PM (10" high) or SM (18-1/2" high) are also available, at no charge For MID option (minister front), add $71 retail to the desk value For MIDC option (curved minister front), add $140 retail to the desk value	p.8
Grommet positions	Add grommets at no charge: GRL (left), GRR (right), GRC (centered) or GLR (left and right)	p.8
Grommet styles	ELPF black grommet (elliptic with Logiflex logo) at no charge HAPF satin nickel grommet also offered / For this option, add $14 retail / each	p.189
Handles	To add handles, please choose from the Logiflex list / Add $11 retail each	p.178

EXTENDED DESKS WITH STRAIGHT CUT AND "F" PEDESTAL ON LEFT

TWO FILE DRAWERS

MANUFACTURING STANDARDS:

PVC EXTRUSION FOR LATERAL OPENING OF DRAWERS / NO GROMMET

Desk extended to the left

with FF pedestal on left

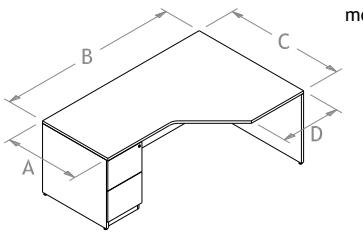

	EDGES / MOULDINGS		tfl	hpl	tfl	hpl
	tfl	hpl	MAR	MARL	MAW	MAWL
CODE	ML	MLL	MA	MAL	MAX	MAXL
A B C D	1"	1-1/16"	1-5/8"	1-9/16"	1-5/8"	1-9/16"
30" 4-5/8" recessed modesty						
F30664820LB	1700	2283	2125	2493	2701	3098
F30724820LB	1756	2370	2202	2595	2819	3243
F30784820LB	1813	2458	2281	2675	2904	3339
F30844820LB	1869	2571	2387	2797	3043	3486
F30664824LB	1700	2283	2125	2493	2701	3098
F30724824LB	1756	2370	2202	2595	2819	3243
F30784824LB	1813	2458	2281	2675	2904	3339
F30844824LB	1869	2571	2387	2797	3043	3486
36" 6" recessed modesty						
F36665420LB	1733	2327	2159	2528	2735	3133
F36725420LB	1790	2413	2236	2630	2853	3279
F36785420LB	1847	2501	2315	2711	2938	3375
F36845420LB	1903	2617	2421	2833	3077	3267
F36665424LB	1733	2327	2159	2528	2735	3133
F36725424LB	1790	2413	2236	2630	2853	3279
F36785424LB	1847	2501	2315	2711	2938	3375
F36845424LB	1903	2617	2421	2833	3077	3267

Minister front options (MID and MIDC)

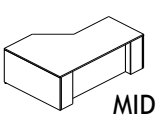
MID

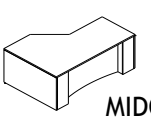
MIDC

HOW TO ORDER?

M _ _ _ (*Serie*) … F (*pedestal on the left*) (A B C D) — LB (CODE (Specify)) … FM (STD) / PM / SM / MID / MIDC (Specify modesty) … GRL / GRR / GRC / GLR (PF location) — ELPF (STD) / HAPF($) (PF style) (Option grommets (PF)) … See section: Accessories (Option handles)

Notes		See
Modesties	If the choice of modesty is not specified, the standard is full (FM) Modesty options PM (10" high) or SM (18-1/2" high) are also available, at no charge For MID option (minister front), add $71 retail to the desk value For MIDC option (curved minister front), add $140 retail to the desk value	p.8
Grommet positions	Add grommets at no charge: GRL (left), GRR (right), GRC (centered) or GLR (left and right)	p.8
Grommet styles	ELPF black grommet (elliptic with Logiflex logo) at no charge HAPF satin nickel grommet also offered / For this option, add $14 retail each	p.189
Handles	To add handles, please choose from the Logiflex list / Add $11 retail each	p.178

EXTENDED DESKS WITH STRAIGHT CUT AND "F" PEDESTAL ON RIGHT

TWO FILE DRAWERS

MANUFACTURING STANDARDS:

PVC EXTRUSION FOR LATERAL OPENING OF DRAWERS / NO GROMMET

Desk extended to the right

with FF pedestal on right

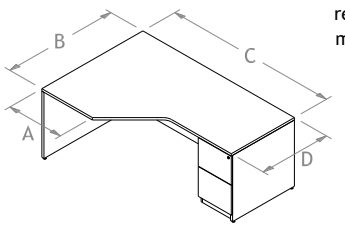

	EDGES / MOULDINGS		tfl	hpl	tfl	hpl
	tfl	hpl	MAR	MARL	MAW	MAWL
CODE	ML	MLL	MA	MAL	MAX	MAXL
A B C D	1"	1-1/16"	1-5/8"	1-9/16"	1-5/8"	1-9/16"
30" 4-5/8" recessed modesty						
20486630FLB	1700	2283	2125	2493	2701	3098
20487230FLB	1756	2370	2202	2595	2819	3243
20487830FLB	1813	2458	2281	2675	2904	3339
20488430FLB	1869	2571	2387	2797	3043	3486
24486630FLB	1700	2283	2125	2493	2701	3098
24487230FLB	1756	2370	2202	2595	2819	3243
24487830FLB	1813	2458	2281	2675	2904	3339
24488430FLB	1869	2571	2387	2797	3043	3486
36" 6" recessed modesty						
20546636FLB	1733	2327	2159	2528	2735	3133
20547236FLB	1790	2413	2236	2630	2853	3279
20547836FLB	1847	2501	2315	2711	2938	3375
20548436FLB	1903	2617	2421	2833	3077	3267
24546636FLB	1733	2327	2159	2528	2735	3133
24547236FLB	1790	2413	2236	2630	2853	3279
24547836FLB	1847	2501	2315	2711	2938	3375
24548436FLB	1903	2617	2421	2833	3077	3267

Minister front options (MID and MIDC)

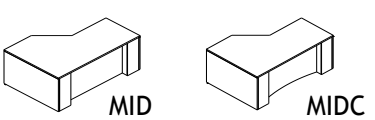

HOW TO ORDER?

M _ _ _ (Serie) → (A B C D) — F (pedestal on the right) — LB (CODE (Specify)) → FM (STD) / PM / SM / MID / MIDC (Specify modesty) → GRL / GRR / GRC / GLR (PF location) — ELPF (STD) / HAPF($) (PF style) (Option grommets (PF)) → See section: Accessories (Option handles)

Notes		See
Modesties	If the choice of modesty is not specified, the standard is full (FM) Modesty options PM (10" high) or SM (18-1/2" high) are also available, at no charge For MID option (minister front), add $71 retail to the desk value For MIDC option (curved minister front), add $140 retail to the desk value	p.8
Grommet positions	Add grommets at no charge: GRL (left), GRR (right), GRC (centered) or GLR (left and right)	p.8
Grommet styles	ELPF black grommet (elliptic with Logiflex logo) at no charge HAPF satin nickel grommet also offered / For this option, add $14 retail each	p.189
Handles	To add handles, please choose from the Logiflex list / Add $11 retail each	p.178

EXTENDED DESKS WITH ROUNDED CUT WITH "E" PEDESTAL ON LEFT

TWO UTILITY DRAWERS AND ONE FILE DRAWER

MANUFACTURING STANDARDS:

PVC EXTRUSION FOR LATERAL OPENING OF DRAWERS / NO GROMMET

Desk extended to the left with BBF pedestal on left

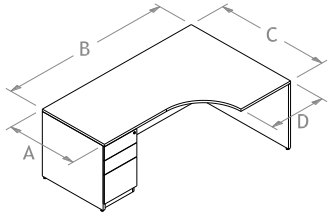

	EDGES / MOULDINGS					
	tfl	hpl	tfl	hpl	tfl	hpl
			MAR	MARL	MAW	MAWL
CODE	ML	MLL	MA	MAL	MAX	MAXL
A B C D	1"	1-1/16"	1-5/8"	1-9/16"	1-5/8"	1-9/16"
30" — 4-5/8" recessed modesty						
E30664820RB	1700	2283	2125	2493	2701	3098
E30724820RB	1756	2370	2202	2595	2819	3243
E30784820RB	1813	2458	2281	2675	2904	3339
E30844820RB	1869	2571	2387	2797	3043	3486
E30664824RB	1700	2283	2125	2493	2701	3098
E30724824RB	1756	2370	2202	2595	2819	3243
E30784824RB	1813	2458	2281	2675	2904	3339
E30844824RB	1869	2571	2387	2797	3043	3486
36" — 6" recessed modesty						
E36665420RB	1733	2327	2159	2528	2735	3133
E36725420RB	1790	2413	2236	2630	2853	3279
E36785420RB	1847	2501	2315	2711	2938	3375
E36845420RB	1903	2617	2421	2833	3077	3267
E36665424RB	1733	2327	2159	2528	2735	3133
E36725424RB	1790	2413	2236	2630	2853	3279
E36785424RB	1847	2501	2315	2711	2938	3375
E36845424RB	1903	2617	2421	2833	3077	3267

Minister front options (MID and MIDC)

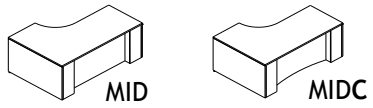

HOW TO ORDER?

M _ _ _ (Serie) → E (pedestal on the left) — (A B C D) — RB (CODE (Specify)) → FM (STD) / PM / SM / MID / MIDC (Specify modesty) → GRL / GRR / GRC / GLR (PF location) — ELPF / HAPF ($) (PF style) (Option grommets (PF)) → See section: Accessories (Option handles)

Notes		See
Modesties	If the choice of modesty is not specified, the standard is full (FM) Modesty options PM (10" high) or SM (18-1/2" high) are also available, at no charge For MID option (minister front), add $71 retail to the desk value For MIDC option (curved minister front), add $140 retail to the desk value	p.8
Grommet positions	Add grommets at no charge: GRL (left), GRR (right), GRC (centered) or GLR (left and right)	p.8
Grommet styles	ELPF black grommet (elliptic with Logiflex logo) at no charge HAPF satin nickel grommet also offered / For this option, add $14 retail each	p.189
Handles	To add handles, please choose from the Logiflex list / Add $11 retail each	p.178

EXTENDED DESKS WITH ROUNDED CUT WITH "F" PEDESTAL ON LEFT

TWO FILE DRAWERS

MANUFACTURING STANDARDS:

PVC EXTRUSION FOR LATERAL OPENING OF DRAWERS / NO GROMMET

Desk extended to the left

with FF pedestal on left

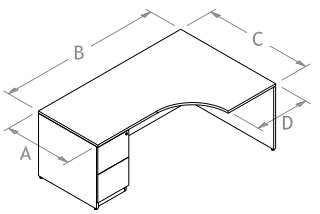

	EDGES / MOULDINGS		tfl	hpl	tfl	hpl
	tfl	hpl	MAR	MARL	MAW	MAWL
CODE	ML	MLL	MA	MAL	MAX	MAXL
A B C D	1"	1-1/16"	1-5/8"	1-9/16"	1-5/8"	1-9/16"
30" 4-5/8" recessed modesty						
F30664820RB	1700	2283	2125	2493	2701	3098
F30724820RB	1756	2370	2202	2595	2819	3243
F30784820RB	1813	2458	2281	2675	2904	3339
F30844820RB	1869	2571	2387	2797	3043	3486
F30664824RB	1700	2283	2125	2493	2701	3098
F30724824RB	1756	2370	2202	2595	2819	3243
F30784824RB	1813	2458	2281	2675	2904	3339
F30844824RB	1869	2571	2387	2797	3043	3486
36" 6" recessed modesty						
F36665420RB	1733	2327	2159	2528	2735	3133
F36725420RB	1790	2413	2236	2630	2853	3279
F36785420RB	1847	2501	2315	2711	2938	3375
F36845420RB	1903	2617	2421	2833	3077	3267
F36665424RB	1733	2327	2159	2528	2735	3133
F36725424RB	1790	2413	2236	2630	2853	3279
F36785424RB	1847	2501	2315	2711	2938	3375
F36845424RB	1903	2617	2421	2833	3077	3267

Minister front options (MID and MIDC)

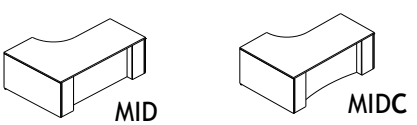

HOW TO ORDER?

M _ _ _ (Serie) → F (pedestal on the left) — (A B C D) — RB (CODE (Specify)) → FM (STD) / PM / SM / MID / MIDC (Specify modesty) → GRL / GRR / GRC / GLR (PF location) — ELPF (STD) / HAPF ($) (PF style) (Option grommets (PF)) → See section: Accessories (Option handles)

Notes		See
Modesties	If the choice of modesty is not specified, the standard is full (FM) Modesty options PM (10" high) or SM (18-1/2" high) are also available, at no charge For MID option (minister front), add $71 retail to the desk value For MIDC option (curved minister front), add $140 retail to the desk value	p.8
Grommet positions	Add grommets at no charge: GRL (left), GRR (right), GRC (centered) or GLR (left and right)	p.8
Grommet styles	ELPF black grommet (elliptic with Logiflex logo) at no charge HAPF satin nickel grommet also offered / For this option, add $14 retail each	p.189
Handles	To add handles, please choose from the Logiflex list / Add $11 retail each	p.178

EXTENDED DESKS WITH ROUNDED CUT WITH "E" PEDESTAL ON RIGHT

TWO UTILITY DRAWERS AND ONE FILE DRAWER

MANUFACTURING STANDARDS:

PVC EXTRUSION FOR LATERAL OPENING OF DRAWERS / NO GROMMET

		EDGES / MOULDINGS					
		tfl	*hpl*	*tfl*	*hpl*	*tfl*	*hpl*
				MAR	MARL	MAW	MAWL
	CODE	ML	MLL	MA	MAL	MAX	MAXL
Desk extended to the right	A B C D	*1"*	*1-1/16"*	*1-5/8"*	*1-9/16"*	*1-5/8"*	*1-9/16"*
with BBF pedestal on right — **30"** — 4-5/8" recessed modesty	**20486630ERB**	1700	2283	2125	2493	2701	3098
	20487230ERB	1756	2370	2202	2595	2819	3243
	20487830ERB	1813	2458	2281	2675	2904	3339
	20488430ERB	1869	2571	2387	2797	3043	3486
	24486630ERB	1700	2283	2125	2493	2701	3098
	24487230ERB	1756	2370	2202	2595	2819	3243
	24487830ERB	1813	2458	2281	2675	2904	3339
	24488430ERB	1869	2571	2387	2797	3043	3486
36" — 6" recessed modesty	**20546636ERB**	1733	2327	2159	2528	2735	3133
	20547236ERB	1790	2413	2236	2630	2853	3279
	20547836ERB	1847	2501	2315	2711	2938	3375
	20548436ERB	1903	2617	2421	2833	3077	3267
	24546636ERB	1733	2327	2159	2528	2735	3133
	24547236ERB	1790	2413	2236	2630	2853	3279
	24547836ERB	1847	2501	2315	2711	2938	3375
	24548436ERB	1903	2617	2421	2833	3077	3267

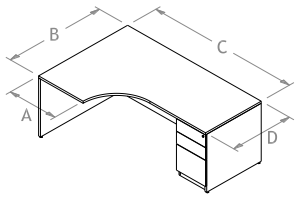

Minister front options (MID and MIDC)

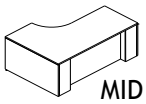

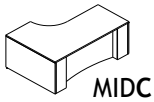

HOW TO ORDER?

M _ _ _ (*Serie*) … (A B C D) — E (*pedestal on the right*) — RB (CODE (Specify)) … FM (STD) / PM / SM / MID / MIDC (Specify modesty) … GRL / GRR / GRC / GLR (PF location) — ELPF (STD) / HAPF ($) (PF style) (Option grommets (PF)) … See section: Accessories (Option handles)

Notes		See
Modesties	If the choice of modesty is not specified, the standard is full (FM) Modesty options PM (10" high) or SM (18-1/2" high) are also available, at no charge For MID option (minister front), add $71 retail to the desk value For MIDC option (curved minister front), add $140 retail to the desk value	p.8
Grommet positions	Add grommets at no charge: GRL (left), GRR (right), GRC (centered) or GLR (left and right)	p.8
Grommet styles	ELPF black grommet (elliptic with Logiflex logo) at no charge HAPF satin nickel grommet also offered / For this option, add $14 retail each	p.189
Handles	To add handles, please choose from the Logiflex list / Add $11 retail each	p.178

EXTENDED DESKS WITH ROUNDED CUT WITH "F" PEDESTAL ON RIGHT

TWO FILE DRAWERS

MANUFACTURING STANDARDS:

PVC EXTRUSION FOR LATERAL OPENING OF DRAWERS / NO GROMMET

Desk extended to the right

with FF pedestal on right

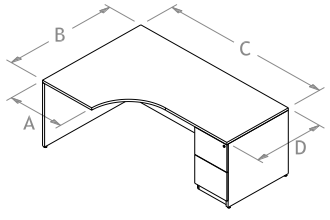

	EDGES / MOULDINGS		tfl	hpl	tfl	hpl
	tfl	hpl	MAR	MARL	MAW	MAWL
CODE	ML	MLL	MA	MAL	MAX	MAXL
A B C D	1"	1-1/16"	1-5/8"	1-9/16"	1-5/8"	1-9/16"
30" 4-5/8" recessed modesty						
20486630FRB	1700	2283	2125	2493	2701	3098
20487230FRB	1756	2370	2202	2595	2819	3243
20487830FRB	1813	2458	2281	2675	2904	3339
20488430FRB	1869	2571	2387	2797	3043	3486
24486630FRB	1700	2283	2125	2493	2701	3098
24487230FRB	1756	2370	2202	2595	2819	3243
24487830FRB	1813	2458	2281	2675	2904	3339
24488430FRB	1869	2571	2387	2797	3043	3486
36" 6" recessed modesty						
20546636FRB	1733	2327	2159	2528	2735	3133
20547236FRB	1790	2413	2236	2630	2853	3279
20547836FRB	1847	2501	2315	2711	2938	3375
20548436FRB	1903	2617	2421	2833	3077	3267
24546636FRB	1733	2327	2159	2528	2735	3133
24547236FRB	1790	2413	2236	2630	2853	3279
24547836FRB	1847	2501	2315	2711	2938	3375
24548436FRB	1903	2617	2421	2833	3077	3267

Minister front options (MID and MIDC)

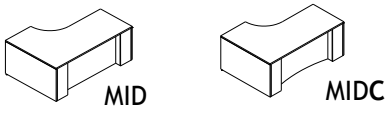

HOW TO ORDER?

M _ _ _ (*Serie*) → (A B C D) — F (*pedestal on the right*) — RB (CODE (Specify)) → FM (STD) / PM / SM / MID / MIDC (Specify modesty) → GRL / GRR / GRC / GLR (*Position PF*) — ELPF (STD) / HAPF ($) (*Style PF*) (Option grommets (PF)) → See section: Accessories (Option handles)

Notes		See
Modesties	If the choice of modesty is not specified, the standard is full (FM) Modesty options PM (10" high) or SM (18-1/2" high) are also available, at no charge For MID option (minister front), add $71 retail to the desk value For MIDC option (curved minister front), add $140 retail to the desk value	p.8
Grommet positions	Add grommets at no charge: GRL (left), GRR (right), GRC (centered) or GLR (left and right)	p.8
Grommet styles	ELPF black grommet (elliptic with Logiflex logo) at no charge HAPF satin nickel grommet also offered / For this option, add $14 retail each	p.189
Handles	To add handles, please choose from the Logiflex list / Add $11 retail each	p.178

ARCHED DESKS WITH "E" AND "F" PEDESTALS

E: TWO UTILITY DRAWERS AND ONE FILE DRAWER

F: TWO FILE DRAWERS

MANUFACTURING STANDARDS:

PVC EXTRUSION FOR LATERAL OPENING OF DRAWERS / NO GROMMET

				tfl	*hpl*	*tfl*	*hpl*
		EDGES / MOULDINGS					
		tfl	*hpl*	MAR	MARL	MAW	MAWL
		ML	MLL	MA	MAL	MAX	MAXL
	CODE						
Arched desk with BBF pedestal on left and FF pedestal on right	A B C	*1"*	*1-1/16"*	*1-5/8"*	*1-9/16"*	*1-5/8"*	*1-9/16"*
36" 8" high plexiglass modesty with 6" recess	**E364284FARC**	2824	3316	3126	3632	3650	4183
	E364296FARC	2887	3430	3204	3763	4119	4724
Arched desk with FF pedestal on left and BBF pedestal on right	**F364284EARC**	2824	3316	3126	3632	3650	4183
36" Plexiglass modesty 8" high with 6" recess	**F364296EARC**	2887	3430	3204	3763	4119	4724

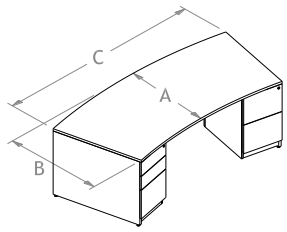

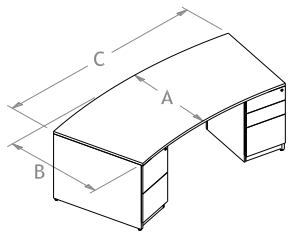

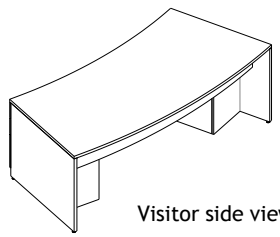

Visitor side view

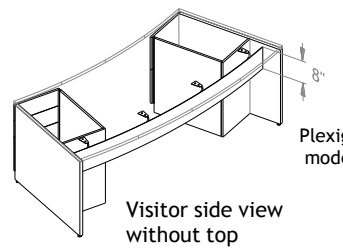

Plexiglass modesty

Visitor side view without top

It is also possible to install two pedestals of the same type under these desks

HOW TO ORDER?

M _ _ _ (*Serie*) → (A B C D) (CODE (Specify)) → **PL** (STD) (Specify plexiglass type) → **GRL** **GRR** **GRC** **GLR** (PF location) **ELPF** (STD) **HAPF** ($) (PF style) (Option grommets (PF)) → **See section: Accessories** (Option handles)

E ↔ E
F ↔ F
E ↔ F
F ↔ E

pedestal on the left (A B C D) *pedestal on the right* **ARC**

Notes		See
Grommet positions	Add grommets at no charge: GRL (left), GRR (right), GRC (centered) or GLR (left and right)	p.8
Grommet styles	ELPF black grommet (elliptic with Logiflex logo) at no charge HAPF satin nickel grommet also offered / For this option, add $14 retail each	p.189
Handles	To add handles, please choose from the Logiflex list / Add $11 retail each	p.178
Plexiglass:	The standard plexiglass is **PL** (Frosted)	

EMPTY RETURNS

LEFT OR RIGHT RETURNS

MANUFACTURING STANDARDS:
CENTERED GROMMET AND FLUSH PLATES

Not compatible with lateral tables, due to differences in the direction of the wood grain as well as the thickness of the modesty panel.

		EDGES / MOULDINGS					
		tfl	*hpl*	*tfl*	*hpl*	*tfl*	*hpl*
				MAR	MARL	MAW	MAWL
	CODE	ML	MLL	MA	MAL	MAX	MAXL
Left return	A B (H)	*1"*	*1-1/16"*	*1-5/8"*	*1-9/16"*	*1-5/8"*	*1-9/16"*
20"	**2030L29**	359	427	373	441	561	641
	2036L29	375	449	400	476	618	705
	2042L29	391	483	426	520	671	774
	2048L29	412	510	460	561	731	845
	2054L29	442	548	489	599	784	908
	2060L29	469	591	516	641	839	980
24"	**2430L29**	387	464	414	491	602	690
	2436L29	404	491	442	532	657	760
	2442L29	419	519	468	570	711	823
	2448L29	442	554	495	610	765	896
	2454L29	469	592	528	654	825	966
	2460L29	497	638	554	697	881	1038
Right return	A B (H)						
20"	**2030R29**	359	427	373	441	561	641
	2036R29	375	449	400	476	618	705
	2042R29	391	483	426	520	671	774
	2048R29	412	510	460	561	731	845
	2054R29	442	548	489	599	784	908
	2060R29	469	591	516	641	839	980
24"	**2430R29**	387	464	414	491	602	690
	2436R29	404	491	442	532	657	760
	2442R29	419	519	468	570	711	823
	2448R29	442	554	495	610	765	896
	2454R29	469	592	528	654	825	966
	2460R29	497	638	554	697	881	1038

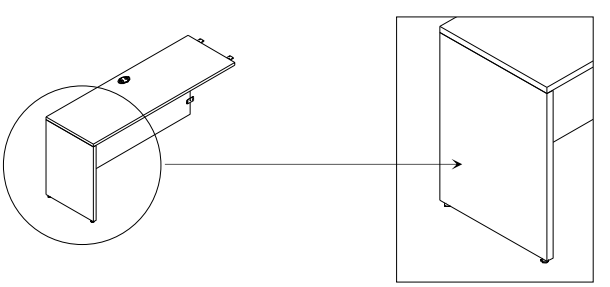

HOW TO ORDER?

M _ _ _ (Serie) → (A B) L R (CODE (Specify)) → (H) (Specify height) → FM (STD) PM SM (Specify modesty) → GRR GRL GRC (STD) NGR (PF location) ELPF (STD) HAPF ($) (PF style) (Specify grommets(PF))

Notes		See
Modesties	If the choice of modesty is not specified, the standard is full (FM) Modesty options PM (10" high) or SM (18-1/2" high) are also available, at no charge	p.8
Grommet positions	If the grommet position is not specified, the standard is centered (GRC) Add grommets at no charge: GRL (left), GRR (right), GRC (centered) or GLR (left and right)	p.8
Grommet styles	ELPF black grommet (elliptic with Logiflex logo) at no charge HAPF satin nickel grommet also offered / For this option, add $14 retail each	p.189
	Delivered disassembled	

REVERSIBLE EMPTY RETURNS

LEFT OR RIGHT RETURNS

MANUFACTURING STANDARDS:
CENTERED GROMMET AND FLUSH PLATES

Not compatible with lateral tables, due to differences in the direction of the wood grain as well as the thickness of the modesty panel.

		EDGES / MOULDINGS					
		tfl	*hpl*	*tfl*	*hpl*	*tfl*	*hpl*
				MAR	MARL	MAW	MAWL
	CODE	ML	MLL	MA	MAL	MAX	MAXL
Left reversible return	A B (H)	*1"*	*1-1/16"*	*1-5/8"*	*1-9/16"*	*1-5/8"*	*1-9/16"*
20"	2030L29REV	359	427	373	441	561	641
	2036L29REV	375	449	400	476	618	705
	2042L29REV	391	483	426	520	671	774
	2048L29REV	412	510	460	561	731	845
	2054L29REV	442	548	489	599	784	908
	2060L29REV	469	591	516	641	839	980
24"	2430L29REV	387	464	414	491	602	690
	2436L29REV	404	491	442	532	657	760
	2442L29REV	419	519	468	570	711	823
	2448L29REV	442	554	495	610	765	896
	2454L29REV	469	592	528	654	825	966
	2460L29REV	497	638	554	697	881	1038
Right reversible return	A B (H)						
20"	2030R29REV	359	427	373	441	561	641
	2036R29REV	375	449	400	476	618	705
	2042R29REV	391	483	426	520	671	774
	2048R29REV	412	510	460	561	731	845
	2054R29REV	442	548	489	599	784	908
	2060R29REV	469	591	516	641	839	980
24"	2430R29REV	387	464	414	491	602	690
	2436R29REV	404	491	442	532	657	760
	2442R29REV	419	519	468	570	711	823
	2448R29REV	442	554	495	610	765	896
	2454R29REV	469	592	528	654	825	966
	2460R29REV	497	638	554	697	881	1038

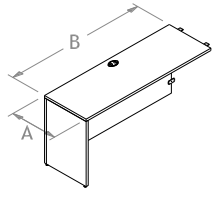

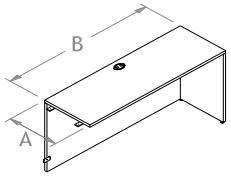

Construction detail for reversible returns:

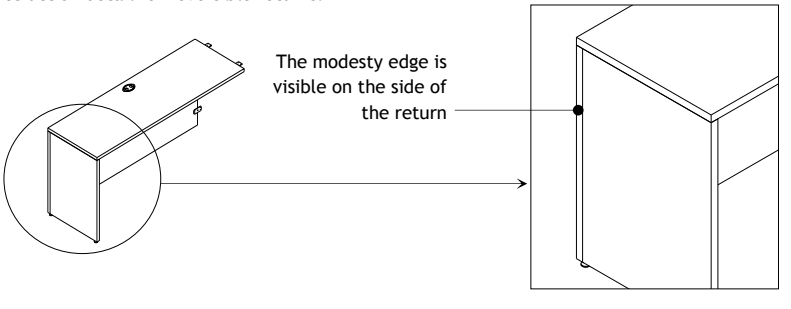

HOW TO ORDER?

M _ _ _ (*Serie*) → (A B) **L** **R** (CODE (Specify)) → (H) (Specify height) → **REV** (CODE) → **FM** (STD) **PM** **SM** (Specify modesty) → **GRR** **GRL** **GRC** (STD) **NGR** (PF location) **ELPF** (STD) **HAPF**($) (PF style) (Specify grommets(PF))

Notes		See
Modesties	If the choice of modesty is not specified, the standard is full (FM) Modesty options PM (10" high) or SM (18-1/2" high) are also available, at no charge	p.8
Grommet positions	If the grommet position is not specified, the standard is centered (GRC) Add grommets at no charge: GRL (left), GRR (right), GRC (centered) or GLR (left and right)	p.8
Grommet styles	ELPF black grommet (elliptic with Logiflex logo) at no charge HAPF satin nickel grommet also offered / For this option, add $14 retail each	p.189
	Delivered disassembled	

RETURNS WITH "D" PEDESTAL

ONE UTILITY DRAWER AND ONE FILE DRAWER ON LEFT OR RIGHT

MANUFACTURING STANDARDS: PVC EXTRUSION FOR DRAWERS, CENTERED GROMMET AND FLUSH PLATES

Not compatible with lateral tables, due to differences in the direction of the wood grain as well as the thickness of the modesty panel.

		EDGES / MOULDINGS					
		tfl	*hpl*	*tfl*	*hpl*	*tfl*	*hpl*
				MAR	MARL	MAW	MAWL
	CODE	ML	MLL	MA	MAL	MAX	MAXL
Left return with BF pedestal on left	A B (H)	*1"*	*1-1/16"*	*1-5/8"*	*1-9/16"*	*1-5/8"*	*1-9/16"*
20"	D2030L29	626	774	737	823	927	1023
	D2036L29	639	803	765	859	981	1085
	D2042L29	652	832	792	902	1033	1156
	D2048L29	688	866	825	944	1096	1229
	D2054L29	716	896	853	980	1151	1293
	D2060L29	745	925	881	1023	1204	1365
24"	D2430L29	660	794	756	848	967	1073
	D2436L29	675	821	782	890	1022	1145
	D2442L29	688	848	808	925	1075	1209
	D2448L29	716	876	834	966	1129	1277
	D2454L29	745	910	867	1007	1190	1348
	D2460L29	771	939	894	1048	1244	1420
Right return with BF pedestal on right	A B (H)						
20"	2030R29D	626	774	737	823	927	1023
	2036R29D	639	803	765	859	981	1085
	2042R29D	652	832	792	902	1033	1156
	2048R29D	688	866	825	944	1096	1229
	2054R29D	716	896	853	980	1151	1293
	2060R29D	745	925	881	1023	1204	1365
24"	2430R29D	660	794	756	848	967	1073
	2436R29D	675	821	782	890	1022	1145
	2442R29D	688	848	808	925	1075	1209
	2448R29D	716	876	834	966	1129	1277
	2454R29D	745	910	867	1007	1190	1348
	2460R29D	771	939	894	1048	1244	1420

HOW TO ORDER?

Left return : M _ _ _ (*Serie*) … D (Specify pedestal) … (A B) L (CODE (Specify)) … (H) (Specify height) … FM (STD) PM SM (Specify modesty) … GRR GRL GRC (STD) NGR (PF location) ELPF (STD) HAPF ($) (PF style) (Specify grommets(PF)) … See section: Accessories (Option handles)

Right return: M _ _ _ (*Serie*) … (A B) R (CODE (Specify)) … (H) (Specify) … D (Specify pedestal) … FM (STD) PM SM (Specify modesty) … GRR GRL GRC (STD) NGR (PF location) ELPF (STD) HAPF ($) (PF style) (Specify grommets(PF)) … See section: Accessories (Option handles)

Notes		See
Modesties	If the choice of modesty is not specified, the standard is full (FM) Modesty options PM (10" high) or SM (18-1/2" high) are also available, at no charge	p.8
Grommet positions	If the grommet position is not specified, the standard is centered (GRC) Add grommets at no charge: GRL (left), GRR (right), GRC (centered) or GLR (left and right)	p.8
Grommet styles	ELPF black grommet (elliptic with Logiflex logo) at no charge HAPF satin nickel grommet also offered / For this option, add $14 retail each	p.189
Handles	To add handles, please choose from the Logiflex list / Add $11 retail each	p.178

RETURNS WITH "E" PEDESTAL

TWO UTILITY DRAWERS AND ONE FILE DRAWER ON LEFT OR RIGHT

MANUFACTURING STANDARDS: PVC EXTRUSION FOR DRAWERS, CENTERED GROMMET AND FLUSH PLATES

Not compatible with lateral tables, due to differences in the direction of the wood grain as well as the thickness of the modesty panel.

		EDGES / MOULDINGS		*tfl*	*hpl*	*tfl*	*hpl*
		tfl	*hpl*	MAR	MARL	MAW	MAWL
	CODE	ML	MLL	MA	MAL	MAX	MAXL
Left return with BBF pedestal on left	A B (H)	*1"*	*1-1/16"*	*1-5/8"*	*1-9/16"*	*1-5/8"*	*1-9/16"*
20"	E2030L29	767	908	865	960	1054	1156
	E2036L29	781	939	894	995	1109	1222
	E2042L29	794	966	920	1037	1164	1293
	E2048L29	829	1001	953	1079	1224	1365
	E2054L29	858	1030	981	1117	1278	1427
	E2060L29	887	1056	1006	1156	1333	1498
24"	E2430L29	802	951	906	1008	1096	1209
	E2436L29	816	980	933	1050	1151	1277
	E2442L29	829	1008	960	1085	1204	1342
	E2448L29	858	1038	989	1129	1258	1413
	E2454L29	887	1073	1022	1174	1317	1484
	E2460L29	915	1101	1049	1215	1372	1554
Right return with BBF pedestal on right	A B (H)						
20"	2030R29E	767	908	865	960	1054	1156
	2036R29E	781	939	894	995	1109	1222
	2042R29E	794	966	920	1037	1164	1293
	2048R29E	829	1001	953	1079	1224	1365
	2054R29E	858	1030	981	1117	1278	1427
	2060R29E	887	1056	1006	1156	1333	1498
24"	2430R29E	802	951	906	1008	1096	1209
	2436R29E	816	980	933	1050	1151	1277
	2442R29E	829	1008	960	1085	1204	1342
	2448R29E	858	1038	989	1129	1258	1413
	2454R29E	887	1073	1022	1174	1317	1484
	2460R29E	915	1101	1049	1215	1372	1554

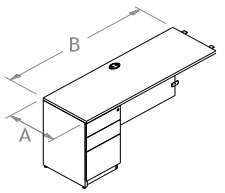

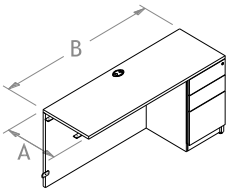

HOW TO ORDER?

Left return : M _ _ _ (*Serie*) … E (Specify pedestal) … (A B) L (CODE (Specify)) … (H) (Specify height) … FM (STD) PM SM (Specify modesty) … GRR GRL GRC (STD) NGR (PF location) ELPF (STD) HAPF ($) (PF style) (Specify grommets(PF)) … See section: Accessories (Option handles)

Right return: M _ _ _ (*Serie*) … (A B) R (CODE (Specify)) … (H) (Specify height) … E (Specify pedestal) … FM (STD) PM SM (Modestie) (Specify modesty) … GRR GRL GRC (STD) NGR (PF location) ELPF (STD) HAPF ($) (PF style) (Specify grommets(PF)) … See section: Accessories (Option handles)

Notes		See
Modesties	If the choice of modesty is not specified, the standard is full (FM) Modesty options PM (10" high) or SM (18-1/2" high) are also available, at no charge	p.8
Grommet positions	If the grommet position is not specified, the standard is centered (GRC) Add grommets at no charge: GRL (left), GRR (right), GRC (centered) or GLR (left and right)	p.8
Grommet styles	ELPF black grommet (elliptic with Logiflex logo) at no charge HAPF satin nickel grommet also offered / For this option, add $14 retail each	p.189
Handles	To add handles, please choose from the Logiflex list / Add $11 retail each	p.178

RETURNS WITH "F" PEDESTAL

TWO FILE DRAWERS ON LEFT OR RIGHT

MANUFACTURING STANDARDS: PVC EXTRUSION FOR DRAWERS, CENTERED GROMMET AND FLUSH PLATES

Not compatible with lateral tables, due to differences in the direction of the wood grain as well as the thickness of the modesty panel.

		EDGES / MOULDINGS		*tfl*	*hpl*	*tfl*	*hpl*
		tfl	*hpl*	MAR	MARL	MAW	MAWL
	CODE	ML	MLL	MA	MAL	MAX	MAXL
Left return with FF pedestal on left	A B (H)	*1"*	*1-1/16"*	*1-5/8"*	*1-9/16"*	*1-5/8"*	*1-9/16"*
20"	F2030L29	767	908	865	960	1054	1156
	F2036L29	781	939	894	995	1109	1222
	F2042L29	794	966	920	1037	1164	1293
	F2048L29	829	1001	953	1079	1224	1365
	F2054L29	858	1030	981	1117	1278	1427
	F2060L29	887	1056	1006	1156	1333	1498
24"	F2430L29	802	951	906	1008	1096	1209
	F2436L29	816	980	933	1050	1151	1277
	F2442L29	829	1008	960	1085	1204	1342
	F2448L29	858	1038	989	1129	1258	1413
	F2454L29	887	1073	1022	1174	1317	1484
	F2460L29	915	1101	1049	1215	1372	1554
Right return with FF pedestal on right	A B (H)						
20"	2030R29F	767	908	865	960	1054	1156
	2036R29F	781	939	894	995	1109	1222
	2042R29F	794	966	920	1037	1164	1293
	2048R29F	829	1001	953	1079	1224	1365
	2054R29F	858	1030	981	1117	1278	1427
	2060R29F	887	1056	1006	1156	1333	1498
24"	2430R29F	802	951	906	1008	1096	1209
	2436R29F	816	980	933	1050	1151	1277
	2442R29F	829	1008	960	1085	1204	1342
	2448R29F	858	1038	989	1129	1258	1413
	2454R29F	887	1073	1022	1174	1317	1484
	2460R29F	915	1101	1049	1215	1372	1554

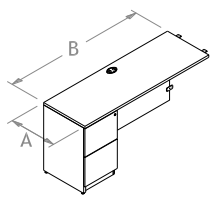

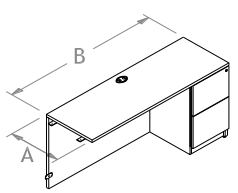

HOW TO ORDER?

Left return : M _ _ _ (*Serie*) → F (Specify pedestal) → (A B) L (CODE (Specify)) → (H) (Specify height) → FM (STD) / PM / SM (Specify modesty) → GRR / GRL / GRC (STD) / NGR (PF location) / ELPF (STD) / HAPF ($) (PF style) (Specify grommets(PF)) → See section: Accessories (Option handles)

Right return: M _ _ _ (*Serie*) → (A B) R (CODE (Specify)) → (H) (Specify height) → F (Specify pedestal) → FM (STD) / PM / SM (Specify modesty) → GRR / GRL / GRC (STD) / NGR (PF location) / ELPF (STD) / HAPF ($) (PF style) (Specify grommets(PF)) → See section: Accessories (Option handles)

Notes		See
Modesties	If the choice of modesty is not specified, the standard is full (FM) Modesty options PM (10" high) or SM (18-1/2" high) are also available, at no charge	p.8
Grommet positions	If the grommet position is not specified, the standard is centered (GRC) Add grommets at no charge: GRL (left), GRR (right), GRC (centered) or GLR (left and right)	p.8
Grommet styles	ELPF black grommet (elliptic with Logiflex logo) at no charge HAPF satin nickel grommet also offered / For this option, add $14 retail each	p.189
Handles	To add handles, please choose from the Logiflex list / Add $11 retail each	p.178

RETURNS WITH "FE" or "EF" COMBINATION PEDESTAL, 30" WIDTH

TWO UTILITY DRAWERS AND THREE FILE DRAWERS ON LEFT OR RIGHT

INCLUDED: GROMMET, HJAB HANDLES AND FLUSH PLATES

Not compatible with lateral tables, due to differences in the direction of the wood grain as well as the thickness of the modesty panel.

		EDGES / MOULDINGS		*tfl*	*hpl*	*tfl*	*hpl*
		tfl	*hpl*	MAR	MARL	MAW	MAWL
	CODE	ML	MLL	MA	MAL	MAX	MAXL
Left return with 30" FE pedestal on left	A B (H)	*1"*	*1-1/16"*	*1-5/8"*	*1-9/16"*	*1-5/8"*	*1-9/16"*
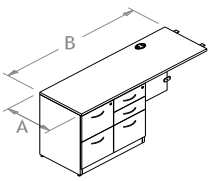 20"	FE2042L29	1383	1556	1482	1631	1738	1899
	FE2048L29	1406	1595	1519	1675	1803	1974
	FE2054L29	1418	1624	1547	1714	1858	2042
	FE2060L29	1434	1654	1575	1758	1917	2117
24"	FE2442L29	1406	1601	1525	1684	1781	1951
	FE2448L29	1417	1631	1553	1728	1838	2025
	FE2454L29	1437	1668	1589	1773	1900	2100
It is also possible to install two pedestals of a same type under these returns	FE2460L29	1448	1699	1618	1817	1957	2175
Right return with 30" FE pedestal on right	A B (H)						
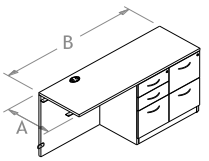 20"	2042R29EF	1383	1556	1482	1631	1738	1899
	2048R29EF	1406	1595	1519	1675	1803	1974
	2054R29EF	1418	1624	1547	1714	1858	2042
	2060R29EF	1434	1654	1575	1758	1917	2117
24"	2442R29EF	1406	1601	1525	1684	1781	1951
	2448R29EF	1417	1631	1553	1728	1838	2025
	2454R29EF	1437	1668	1589	1773	1900	2100
It is also possible to install two pedestals of a same type under these returns	2460R29EF	1448	1699	1618	1817	1957	2175

HOW TO ORDER?

Left return : M _ _ _ (*Serie*) … FE (STD) / EE / FF (Specify pedestal) … (A B) L (CODE (Specify)) … (H) (Specify height) … FM (STD) / PM / SM (Specify modesty) … GRR / GRL / GRC (STD) / NGR (PF location) / ELPF (STD) / HAPF ($) (PF style) (Specify grommets(PF)) … See section: Accessories (Option handles)

Right return: M _ _ _ (*Serie*) … (A B) R (CODE (Specify)) … (H) (Specify height) … EF (STD) / EE / FF (Specify pedestal) … FM (STD) / PM / SM (Specify modesty) … GRR / GRL / GRC (STD) / NGR (PF location) / ELPF (STD) / HAPF ($) (PF style) (Specify grommets(PF)) … See section: Accessories (Option handles)

Notes		See
Modesties	If the choice of modesty is not specified, the standard is full (FM) Modesty options PM (10" high) or SM (18-1/2" high) are also available, at no charge	p.8
Grommet positions	If the grommet position is not specified, the standard is centered (GRC) (in the empty space) Add grommets at no charge: GRL (left), GRR (right), GRC (centered) or GLR (left and right)	p.8
Grommet styles	ELPF black grommet (elliptic with Logiflex logo) at no charge HAPF satin nickel grommet also offered / For this option, add $14 retail each	p.189
Handles	For types of handles other than the HJAB standard, please choose from the Logiflex list / No charge	p.178

RETURNS WITH CBCL OR BCCL COMBINATION PEDESTAL, 30" WIDTH

TWO UTILITY DRAWERS, ONE FILE DRAWERS AND ONE LATERAL FILE DRAWER, ON LEFT OR RIGHT. INCLUDED: GROMMET, HJAB HANDLES, FLUSH PLATES AND CROSSBARS

Not compatible with lateral tables, due to differences in the direction of the wood grain as well as the thickness of the modesty panel.

		EDGES / MOULDINGS		*tfl*	*hpl*	*tfl*	*hpl*
		tfl	*hpl*	MAR	MARL	MAW	MAWL
	CODE	ML	MLL	MA	MAL	MAX	MAXL
Left return with 30" CBCL pedestal on left	C A B (H)	*1"*	*1-1/16"*	*1-5/8"*	*1-9/16"*	*1-5/8"*	*1-9/16"*
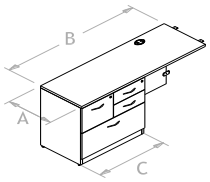 20"	CBCL302042L29	1340	1489	1405	1544	1660	1809
	CBCL302048L29	1369	1529	1441	1601	1723	1893
	CBCL302054L29	1397	1567	1475	1641	1788	1967
	CBCL302060L29	1434	1609	1513	1684	1851	2042
24"	CBCL302442L29	1369	1530	1441	1595	1680	1846
	CBCL302448L29	1397	1569	1475	1646	1758	1944
	CBCL302454L29	1434	1617	1519	1704	1831	2175
	CBCL302460L29	1462	1664	1563	1758	1900	2353
Right return with 30" BCCL pedestal on right	A B (H) C						
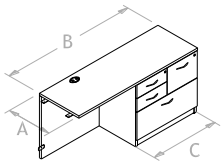 20"	2042R29BCCL30	1340	1489	1405	1544	1660	1809
	2048R29BCCL30	1369	1529	1441	1601	1723	1893
	2054R29BCCL30	1397	1567	1475	1641	1788	1967
	2060R29BCCL30	1434	1609	1513	1684	1851	2042
24"	2442R29BCCL30	1369	1530	1441	1595	1680	1846
	2448R29BCCL30	1397	1569	1475	1646	1758	1944
	2454R29BCCL30	1434	1617	1519	1704	1831	2175
	2460R29BCCL30	1462	1664	1563	1758	1900	2353

HOW TO ORDER?

Left return : M – – – (*Serie*) … **CBCL 30** (Specify combination pedestal) … **(A B) L** (CODE (Specify)) … **(H)** (Specify height) … **FM** (STD) **PM** **SM** (Specify modesty) … **GRR** **GRL** **GRC** (STD) **NGR** (PF location) **ELPF** (STD) **HAPF** ($) (PF style) (Specify grommets(PF)) … **See section: Accessories** (Option handles)

Right return: M – – – (*Serie*) … **(A B) R** (CODE (Specify)) … **(H)** (Specify height) … **BCCL 30** (Specify combination pedestal) … **FM** (STD) **PM** **SM** (Specify modesty) … **GRR** **GRL** **GRC** (STD) **NGR** (PF location) **ELPF** (STD) **HAPF** ($) (PF style) (Specify grommets(PF)) … **See section: Accessories** (Option handles)

Notes		See
Modesties	If the choice of modesty is not specified, the standard is full (FM) Modesty options PM (10" high) or SM (18-1/2" high) are also available, at no charge	p.8
Grommet positions	If the grommet position is not specified, the standard is centered (GRC) (in the empty space) Add grommets at no charge: GRL (left), GRR (right), GRC (centered) or GLR (left and right)	p.8
Grommet styles	ELPF black grommet (elliptic with Logiflex logo) at no charge HAPF satin nickel grommet also offered / For this option, add $14 retail each	p.189
Handles	For types of handles other than the HJAB standard, please choose from the Logiflex list / No charge	p.178

RETURNS WITH CBCL OR BCCL COMBINATION PEDESTAL, 36" WIDTH

TWO UTILITY DRAWERS, ONE FILE DRAWER AND ONE LATERAL FILE DRAWER, ON LEFT OR RIGHT / INCLUDED: GROMMET, HJAB HANDLES, FLUSH PLATES AND CROSSBARS

Not compatible with lateral tables, due to differences in the direction of the wood grain as well as the thickness of the modesty panel.

	EDGES / MOULDINGS		*tfl*	*hpl*	*tfl*	*hpl*
	tfl	*hpl*	MAR	MARL	MAW	MAWL
CODE	ML	MLL	MA	MAL	MAX	MAXL
C A B (H)	*1"*	*1-1/16"*	*1-5/8"*	*1-9/16"*	*1-5/8"*	*1-9/16"*
Left return with 36" CBCL pedestal on left						
20" **CBCL362048L29**	1447	1610	1519	1684	1803	1974
20" **CBCL362054L29**	1475	1650	1553	1721	1865	2048
20" **CBCL362060L29**	1510	1689	1589	1764	1929	2122
24" **CBCL362448L29**	1475	1651	1553	1728	1838	2025
24" **CBCL362454L29**	1517	1697	1595	1788	1907	2258
24" **CBCL362460L29**	1559	1744	1639	1841	1979	2437
Right return with 36" BCCL pedestal on right						
A B (H) C						
20" **2048R29BCCL36**	1447	1610	1519	1684	1803	1974
20" **2054R29BCCL36**	1475	1650	1553	1721	1865	2048
20" **2060R29BCCL36**	1510	1689	1589	1764	1929	2122
24" **2448R29BCCL36**	1475	1651	1553	1728	1838	2025
24" **2454R29BCCL36**	1517	1697	1595	1788	1907	2258
24" **2460R29BCCL36**	1559	1744	1639	1841	1979	2437

HOW TO ORDER?

Left return : M _ _ _ (*Serie*) … **CBCL 36** (Specify combination pedestal) … **(A B) L** (CODE (Specify)) … **(H)** (Specify height) … **FM** (STD) **PM** **SM** (Specify modesty) … **GRR** **GRL** **GRC** (STD) **NGR** (PF location) **ELPF** (STD) **HAPF** ($) (PF style) (Specify grommets(PF)) … **See section: Accessories** (Option handles)

Right return: M _ _ _ (*Serie*) … **(A B) R** (CODE (Specify)) … **(H)** (Specify height) … **BCCL 36** (Specify combination pedestal) … **FM** (STD) **PM** **SM** (Specify modesty) … **GRR** **GRL** **GRC** (STD) **NGR** (PF location) **ELPF** (STD) **HAPF** ($) (PF style) (Specify grommets(PF)) … **See section: Accessories** (Option handles)

Notes		See
Modesties	If the choice of modesty is not specified, the standard is full (FM) Modesty options PM (10" high) or SM (18-1/2" high) are also available, at no charge	p.8
Grommet positions	If the grommet position is not specified, the standard is centered (GRC) (in the empty space) Add grommets at no charge: GRL (left), GRR (right), GRC (centered) or GLR (left and right)	p.8
Grommet styles	ELPF black grommet (elliptic with Logiflex logo) at no charge HAPF satin nickel grommet also offered / For this option, add $14 retail each	p.189
Handles	For types of handles other than the HJAB standard, please choose from the Logiflex list / No charge	p.178

RETURNS WITH LATERAL FILE DRAWERS 30" WIDTH

TWO LATERAL FILE DRAWERS ON LEFT OR RIGHT / INCLUDED: GROMMET, HJAB HANDLES, FLUSH PLATES AND CROSSBARS

Not compatible with lateral tables, due to differences in the direction of the wood grain as well as the thickness of the modesty panel.

		EDGES / MOULDINGS					
		tfl	*hpl*	*tfl*	*hpl*	*tfl*	*hpl*
				MAR	MARL	MAW	MAWL
	CODE	ML	MLL	MA	MAL	MAX	MAXL
Left return with 30" file drawers on left	C A B (H)	*1"*	*1-1/16"*	*1-5/8"*	*1-9/16"*	*1-5/8"*	*1-9/16"*
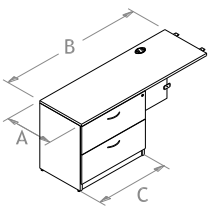	**CL302042L29**	1000	1126	1028	1154	1283	1423
20"	**CL302048L29**	1019	1150	1066	1199	1348	1497
	CL302054L29	1032	1180	1107	1251	1419	1578
	CL302060L29	1045	1220	1142	1296	1482	1654
	CL302442L29	1063	1137	1066	1199	1318	1467
24"	**CL302448L29**	1077	1181	1107	1259	1391	1556
	CL302454L29	1092	1229	1151	1311	1462	1641
	CL302460L29	1107	1267	1185	1365	1525	1691
Right return with 30" file drawers on right	A B (H) C						
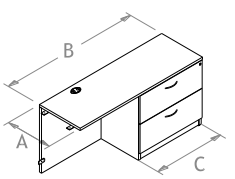	**2042R29CL30**	1000	1126	1028	1154	1283	1423
20"	**2048R29CL30**	1019	1150	1066	1199	1348	1497
	2054R29CL30	1032	1180	1107	1251	1419	1578
	2060R29CL30	1045	1220	1142	1296	1482	1654
	2442R29CL30	1063	1137	1066	1199	1318	1467
24"	**2448R29CL30**	1077	1181	1107	1259	1391	1556
	2454R29CL30	1092	1229	1151	1311	1462	1641
	2460R29CL30	1107	1267	1185	1365	1525	1691

HOW TO ORDER?

Left return : M _ _ _ (*Serie*) → **CL 30** (Specify cabinet) → **(A B) L** (CODE (Specify)) → **(H)** (Specify height) → **FM** (STD) **PM** **SM** (Specify modesty) → **GRR** **GRL** **GRC** (STD) **NGR** (PF location) **ELPF** (STD) **HAPF** ($) (PF style) (Specify grommets(PF)) → **See section: Accessories** (Option handles)

Right return: M _ _ _ (*Serie*) → **(A B) R** (CODE (Specify)) → **(H)** (Specify height) → **CL 30** (Specify cabinet) → **FM** (STD) **PM** **SM** (Specify modesty) → **GRR** **GRL** **GRC** (STD) **NGR** (PF location) **ELPF** (STD) **HAPF** ($) (PF style) (Specify grommets(PF)) → **See section: Accessories** (Option handles)

Notes		See
Modesties	If the choice of modesty is not specified, the standard is full (FM) Modesty options PM (10" high) or SM (18-1/2" high) are also available, at no charge	p.8
Grommet positions	If the grommet position is not specified, the standard is centered (GRC) (in the empty space) Add grommets at no charge: GRL (left), GRR (right), GRC (centered) or GLR (left and right)	p.8
Grommet styles	ELPF black grommet (elliptic with Logiflex logo) at no charge HAPF satin nickel grommet also offered / For this option, add $14 retail each	p.189
Handles	For types of handles other than the HJAB standard, please choose from the Logiflex list / No charge	p.178

RETURNS WITH LATERAL FILE DRAWERS 36" WIDTH

TWO LATERAL FILE DRAWERS ON LEFT OR RIGHT / INCLUDED: GROMMET, HJAB HANDLES, FLUSH PLATES AND CROSSBARS

Not compatible with lateral tables, due to differences in the direction of the wood grain as well as the thickness of the modesty panel.

		EDGES / MOULDINGS		*tfl*	*hpl*	*tfl*	*hpl*
		tfl	*hpl*	MAR	MARL	MAW	MAWL
	CODE	ML	MLL	MA	MAL	MAX	MAXL
Left return with 36" file drawers on left	C A B (H)	*1"*	*1-1/16"*	*1-5/8"*	*1-9/16"*	*1-5/8"*	*1-9/16"*
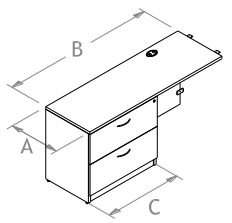	CL362048L29	1032	1205	1134	1274	1419	1572
20"	CL362054L29	1045	1256	1178	1327	1491	1654
	CL362060L29	1063	1295	1213	1370	1553	1728
	CL362448L29	1094	1257	1178	1332	1462	1631
24"	CL362454L29	1107	1303	1221	1384	1475	1714
	CL362460L29	1123	1342	1256	1437	1595	1781
Right return with 36" file drawers on right	A B (H) C						
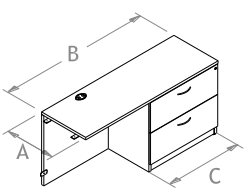	2048R29CL36	1032	1205	1134	1274	1419	1572
20"	2054R29CL36	1045	1256	1178	1327	1491	1654
	2060R29CL36	1063	1295	1213	1370	1553	1728
	2448R29CL36	1094	1257	1178	1332	1462	1631
24"	2454R29CL36	1107	1303	1221	1384	1475	1714
	2460R29CL36	1123	1342	1256	1437	1595	1781

HOW TO ORDER?

Left return : M _ _ _ (*Serie*) … **CL 36** (Specify cabinet) … **(A B) L** (CODE (Specify)) … **(H)** (Specify height) … **FM** (STD) **PM** **SM** (Specify modesty) … **GRR** **GRL** **GRC** (STD) **NGR** (PF location) **ELPF** (STD) **HAPF** ($) (PF style) (Specify grommets(PF)) … **See section: Accessories** (Option handles)

Right return: M _ _ _ (*Serie*) … **(A B) R** (CODE (Specify)) … **(H)** (Specify height) … **CL 36** (Specify cabinet) … **FM** (STD) **PM** **SM** (Specify modesty) … **GRR** **GRL** **GRC** (STD) **NGR** (PF location) **ELPF** (STD) **HAPF** ($) (PF style) (Specify grommets(PF)) … **See section: Accessories** (Option handles)

Notes		See
Modesties	If the choice of modesty is not specified, the standard is full (FM) Modesty options PM (10" high) or SM (18-1/2" high) are also available, at no charge	p.8
Grommet positions	If the grommet position is not specified, the standard is centered (GRC) (in the empty space) Add grommets at no charge: GRL (left), GRR (right), GRC (centered) or GLR (left and right)	p.8
Grommet styles	ELPF black grommet (elliptic with Logiflex logo) at no charge HAPF satin nickel grommet also offered / For this option, add $14 retail each	p.189
Handles	For types of handles other than the HJAB standard, please choose from the Logiflex list / No charge	p.178

RETURNS WITH LATERAL FILE DRAWERS 42" WIDTH

TWO LATERAL FILE DRAWRS ON LEFT OR RIGHT / INCLUDED: GROMMET, HJAB HANDLES, FLUSH PLATES AND CROSSBARS

Not compatible with lateral tables, due to differences in the direction of the wood grain as well as the thickness of the modesty panel.

		EDGES / MOULDINGS		*tfl*	*hpl*	*tfl*	*hpl*
		tfl	*hpl*	MAR	MARL	MAW	MAWL
	CODE	ML	MLL	MA	MAL	MAX	MAXL
Left return with 42" file drawers on left	C A B (H)	*1"*	*1-1/16"*	*1-5/8"*	*1-9/16"*	*1-5/8"*	*1-9/16"*
20"	CL422054L29	1063	1344	1264	1415	1575	1743
	CL422060L29	1077	1384	1300	1461	1639	1817
24"	CL422454L29	1123	1392	1305	1475	1618	1803
	CL422460L29	1139	1431	1340	1525	1680	1870
Right return with 42" file drawers on right	A B (H) C						
20"	2054R29CL42	1063	1344	1264	1415	1575	1743
	2060R29CL42	1077	1384	1300	1461	1639	1817
24"	2454R29CL42	1123	1392	1305	1475	1618	1803
	2460R29CL42	1139	1431	1340	1525	1680	1870

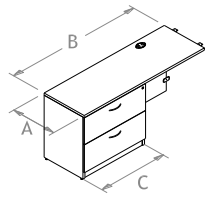

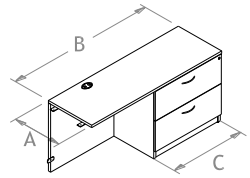

HOW TO ORDER?

Left return : M _ _ _ (*Serie*) … CL 42 (Specify cabinet) … (A B) L (CODE (Specify)) … (H) (Specify height) … FM (STD) / PM / SM (Specify modesty) … GRR / GRL / GRC (STD) / NGR (PF location) / ELPF (STD) / HAPF ($) (PF style) (Specify grommets(PF)) … See section: Accessories (Option handles)

Right return: M _ _ _ (*Serie*) … (A B) R (CODE (Specify)) … (H) (Specify height) … CL 42 (Specify cabinet) … FM (STD) / PM / SM (Specify modesty) … GRR / GRL / GRC (STD) / NGR (PF location) / ELPF (STD) / HAPF ($) (PF style) (Specify grommets(PF)) … See section: Accessories (Option handles)

Notes		See
Modesties	If the choice of modesty is not specified, the standard is full (FM) Modesty options PM (10" high) or SM (18-1/2" high) are also available, at no charge	p.8
Grommet positions	If the grommet position is not specified, the standard is centered (GRC) (in the empty space) Add grommets at no charge: GRL (left), GRR (right), GRC (centered) or GLR (left and right)	p.8
Grommet styles	ELPF black grommet (elliptic with Logiflex logo) at no charge HAPF satin nickel grommet also offered / For this option, add $14 retail each	p.189
Handles	For types of handles other than the HJAB standard, please choose from the Logiflex list / No charge	p.178

RETURNS WITH CABINET 30" WIDTH

2-DOOR CABINET ON LEFT OR RIGHT / INCLUDED: GROMMET, HJAB HANDLES, FLUSH PLATES AND 1 ADJUSTABLE SHELF

Not compatible with lateral tables, due to differences in the direction of the wood grain as well as the thickness of the modesty panel.

		EDGES / MOULDINGS					
				tfl	*hpl*	*tfl*	*hpl*
		tfl	*hpl*	MAR	MARL	MAW	MAWL
	CODE	ML	MLL	MA	MAL	MAX	MAXL
Left return with 30" cabinet on left	C A B (H)	*1"*	*1-1/16"*	*1-5/8"*	*1-9/16"*	*1-5/8"*	*1-9/16"*
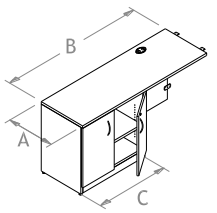 20"	AR302042L29	853	970	909	1019	1167	1287
	AR302048L29	867	995	932	1047	1216	1344
	AR302054L29	883	1019	953	1078	1266	1406
	AR302060L29	896	1053	984	1125	1325	1479
24"	AR302442L29	883	1017	953	1078	1209	1346
	AR302448L29	896	1044	975	1107	1259	1405
	AR302454L29	909	1069	997	1139	1309	1467
	AR302460L29	926	1103	1027	1184	1367	1542
Right return with 30" cabinet on right	A B (H) C						
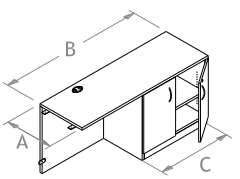 20"	2042R29AR30	853	970	909	1019	1167	1287
	2048R29AR30	867	995	932	1047	1216	1344
	2054R29AR30	883	1019	953	1078	1266	1406
	2060R29AR30	896	1053	984	1125	1325	1479
24"	2442R29AR30	883	1017	953	1078	1209	1346
	2448R29AR30	896	1044	975	1107	1259	1405
	2454R29AR30	909	1069	997	1139	1309	1467
	2460R29AR30	926	1103	1027	1184	1367	1542

HOW TO ORDER?

Left return : M _ _ _ (*Serie*) → AR 30 (Specify cabinet) → (A B) L (CODE (Specify)) → (H) (Specify height) → FM (STD) / PM / SM (Specify modesty) → GRR / GRL / GRC (STD) / NGR (PF location) / ELPF (STD) / HAPF ($) (PF style) (Specify grommets(PF)) → See section: Accessories (Option handles)

Right return: M _ _ _ (*Serie*) → (A B) R (CODE (Specify)) → (H) (Specify height) → AR 30 (Specify cabinet) → FM (STD) / PM / SM (Specify modesty) → GRR / GRL / GRC (STD) / NGR (PF location) / ELPF (STD) / HAPF ($) (PF style) (Specify grommets(PF)) → See section: Accessories (Option handles)

Notes		See
Modesties	If the choice of modesty is not specified, the standard is full (FM) Modesty options PM (10" high) or SM (18-1/2" high) are also available, at no charge	p.8
Grommet positions	If the grommet position is not specified, the standard is centered (GRC) (in the empty space) Add grommets at no charge: GRL (left), GRR (right), GRC (centered) or GLR (left and right)	p.8
Grommet styles	ELPF black grommet (elliptic with Logiflex logo) at no charge HAPF satin nickel grommet also offered / For this option, add $14 retail each	p.189
Handles	For types of handles other than the HJAB standard, please choose from the Logiflex list / No charge	p.178

RETURNS WITH CABINET 36" WIDTH

2-DOOR CABINET ON LEFT OR RIGHT / INCLUDED: GROMMET, HJAB HANDLES, FLUSH PLATES AND 1 ADJUSTABLE SHELF

Not compatible with lateral tables, due to differences in the direction of the wood grain as well as the thickness of the modesty panel.

		EDGES / MOULDINGS		tfl	hpl	tfl	hpl
		tfl	hpl	MAR	MARL	MAW	MAWL
	CODE	ML	MLL	MA	MAL	MAX	MAXL
Left return with 36" cabinet on left	C A B (H)	1"	1-1/16"	1-5/8"	1-9/16"	1-5/8"	1-9/16"
20"	AR362048L29	896	1025	962	1078	1245	1376
	AR362054L29	909	1050	984	1107	1298	1435
	AR362060L29	926	1084	1012	1153	1351	1510
24"	AR362448L29	926	1044	975	1107	1259	1405
	AR362454L29	941	1069	997	1139	1309	1467
	AR362460L29	953	1103	1027	1184	1367	1542
Right return with 36" cabinet on right	A B (H) C						
20"	2048R29AR36	896	1025	962	1078	1245	1376
	2054R29AR36	909	1050	984	1107	1298	1435
	2060R29AR36	926	1084	1012	1153	1351	1510
24"	2448R29AR36	926	1044	975	1107	1259	1405
	2454R29AR36	941	1069	997	1139	1309	1467
	2460R29AR36	953	1103	1027	1184	1367	1542

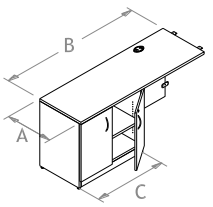

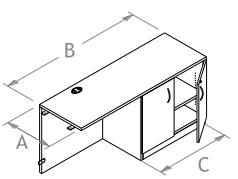

HOW TO ORDER?

Left return : M _ _ _ (Serie) … **AR 36** (Specify cabinet) … **(A B) L** (CODE (Specify)) … **(H)** (Specify height) … **FM** (STD) **PM** **SM** (Specify modesty) … **GRR** **GRL** **GRC** (STD) **NGR** (PF location) **ELPF** (STD) **HAPF** ($) (PF style) (Specify grommets(PF)) … **See section: Accessories** (Option handles)

Right return: M _ _ _ (Serie) … **(A B) R** (CODE (Specify)) … **(H)** (Specify height) … **AR 36** (Specify cabinet) … **FM** (STD) **PM** **SM** (Specify modesty) … **GRR** **GRL** **GRC** (STD) **NGR** (PF location) **ELPF** (STD) **HAPF** ($) (PF style) (Specify grommets(PF)) … **See section: Accessories** (Option handles)

Notes		See
Modesties	If the choice of modesty is not specified, the standard is full (FM) Modesty options PM (10" high) or SM (18-1/2" high) are also available, at no charge	p.8
Grommet positions	If the grommet position is not specified, the standard is centered (GRC) (in the empty space) Add grommets at no charge: GRL (left), GRR (right), GRC (centered) or GLR (left and right)	p.8
Grommet styles	ELPF black grommet (elliptic with Logiflex logo) at no charge HAPF satin nickel grommet also offered / For this option, add $14 retail each	p.189
Handles	For types of handles other than the HJAB standard, please choose from the Logiflex list / No charge	p.178

BRIDGES

USED TO CONNECT FREESTANDING COMPONENTS

INCLUDED: GROMMET AND FLUSH PLATES

Not compatible with lateral tables, due to differences in the direction of the wood grain as well as the thickness of the modesty panel.

		EDGES / MOULDINGS					
		tfl	*hpl*	*tfl*	*hpl*	*tfl*	*hpl*
				MAR	MARL	MAW	MAWL
	CODE	ML	MLL	MA	MAL	MAX	MAXL
Bridge	A B	*1"*	*1-1/16"*	*1-5/8"*	*1-9/16"*	*1-5/8"*	*1-9/16"*
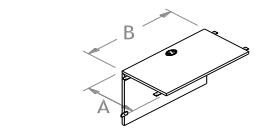 20"	2036BR	299	411	391	470	619	709
	2042BR	313	424	404	500	659	768
	2048BR	325	464	442	544	724	842
24"	2436BR	348	455	433	528	659	768
	2442BR	363	470	448	551	703	820
	2448BR	404	506	482	604	766	901
Bridge top only	A B						
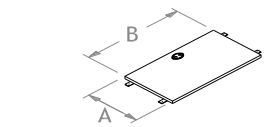 20"	2036BRT	100	153	135	202	306	381
	2042BRT	114	179	157	239	355	446
	2048BRT	128	202	177	269	404	506
24"	2436BRT	114	187	165	246	333	424
	2442BRT	128	217	192	284	391	492
	2448BRT	142	245	214	321	442	558

HOW TO ORDER?

Bridge: M _ _ _ (Serie) … (A B) **BR** (CODE (Specify)) … **FM** (STD) **PM** **SM** (Mention) … **GRR** **GRL** **GRC** (STD) **NGR** (**PF** location) **ELPF** (STD) **HAPF** ($) (**PF** style) (Specify grommets style)

Bridge top only: M _ _ _ (Serie) … (A B) **BRT** (CODE (Specify)) … **GRR** **GRL** **GRC** (STD) **NGR** (**PF** location) **ELPF** (STD) **HAPF** ($) (**PF** style) (Specify grommets (**PF**))

Notes		See
Modesties (for bridges)	If the choice of modesty is not specified, the standard is full (FM) Modesty options PM (10" high) or SM (18-1/2" high) are also available, at no charge	p.8
Grommet positions	If the grommet position is not specified, the standard is centered (GRC) Add grommets at no charge: GRL (left), GRR (right), GRC (centered) or GLR (left and right)	p.8
Grommet styles	ELPF black grommet (elliptic with Logiflex logo) at no charge HAPF satin nickel grommet also offered / For this option, add $14 retail each	p.189
	Delivered disassembled	

ARCHED TABLES

FREESTANDING ARCHED TABLES

INCLUDED: GROMMET, TWO 4" SQUARE BLACK METAL LEGS

Not compatible with lateral tables, due to differences in the direction of the wood grain and the thickness of the end gable.

		EDGES / MOULDINGS					
		tfl	*hpl*	*tfl*	*hpl*	*tfl*	*hpl*
				MAR	MARL	MAW	MAWL
	CODE	ML	MLL	MA	MAL	MAX	MAXL
Left arched table	A B C	*1"*	*1-1/16"*	*1-5/8"*	*1-9/16"*	*1-5/8"*	*1-9/16"*
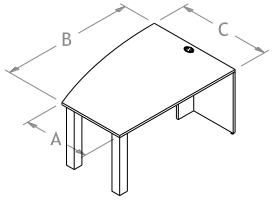	**306042AY**	882	1122	1030	1331	1488	1812
	306642AY	908	1177	1076	1405	1570	1923
	307242AY	937	1227	1122	1477	1674	2057
	308442AY	992	1332	1213	1624	1822	2263
	366048AY	1092	1256	1151	1493	1762	2136
	366648AY	1004	1308	1197	1571	1843	2248
	367248AY	1028	1361	1242	1646	1922	2359
	368448AY	1077	1467	1334	1800	1972	2472
Right arched table	A B C						
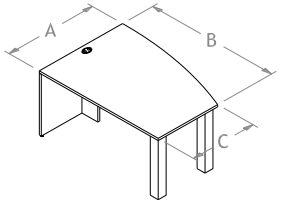	**426030AY**	882	1122	1030	1331	1488	1812
	426630AY	908	1177	1076	1405	1570	1923
	427230AY	937	1227	1122	1477	1674	2057
	428430AY	992	1332	1213	1624	1822	2263
	486036AY	1092	1256	1151	1493	1762	2136
	486636AY	1004	1308	1197	1571	1843	2248
	487236AY	1028	1361	1242	1646	1922	2359
	488436AY	1077	1467	1334	1800	1972	2472

HOW TO ORDER?

M _ _ _ (*Serie*) → (**A B C**) (Specify) → **AY** (CODE) → **4SQBL** (STD), **6** (BL ou SN), **4.5** (BL ou SN), **2.5BL** ou **IFNSN**, **OVA** (BL ou SN), **OVAD** (BL ou SN) (Specify Legs type) → **ELPF** (STD), **HAPF**($) (Specify grommets style)

Notes		See
Legs	If the choice of legs is not specified, the standard is two 4" square black metal legs (4SQBL) Choice of legs: - 4.5BL or 4.5SN, no charge - OVASBL or OVASSN (add $113 retail to table price) - 2.5BL or IFNSN (subtract $113 retail from table price) - 6BL, 6SN, OVADBL or OVADSN (add $113 retail to table price)	p.179
Grommet styles	ELPF black grommet (elliptic with Logiflex logo) at no charge HAPF satin nickel grommet also offered / For this option, Add $14 retail / each	p.189
	Delivered disassembled	

"D", "P" AND "Q" TABLES WITHOUT END GABLE

TOPS TO BE ATTACHED TO THE TOP OF ANOTHER FREESTANDING ITEM

INCLUDED: 4-1/2" BLACK METAL LEG AND FLUSH PLATES

NO GROMMET

		EDGES / MOULDINGS		tfl	hpl	tfl	hpl
		tfl	hpl	MAR	MARL	MAW	MAWL
	CODE	ML	MLL	MA	MAL	MAX	MAXL
D-shaped table without end gable	A B	1"	1-1/16"	1-5/8"	1-9/16"	1-5/8"	1-9/16"
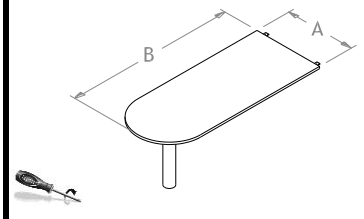	3054TD	521	574	611	760	1005	1177
	3060TD	541	679	619	774	1031	1203
	3066TD	559	726	659	842	1057	1232
	3072TD	575	758	688	901	1085	1259
	3660TD	546	758	688	901	1212	1451
	3666TD	581	799	724	952	1238	1478
	3672TD	619	854	771	1028	1265	1507
	3684TD	688	1010	915	1215	1291	1535
Q-shaped table without end gable	A B C						
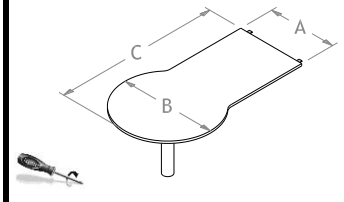	304260TQ	693	905	823	1072	1695	1966
	304266TQ	729	947	858	1130	1721	1993
	304272TQ	769	1012	917	1213	1747	2020
	304284TQ	845	1213	1099	1446	1775	2048
	364872TQ	884	1143	1034	1350	1904	2282
	364884TQ	922	1296	1170	1561	1930	2309
Left P-shaped table without end gable	A B C						
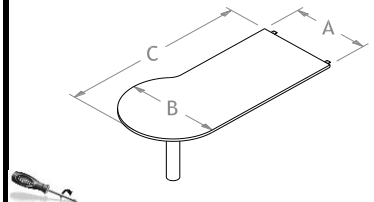	303660TPL	611	828	755	971	1453	1689
	303666TPL	631	869	791	1026	1480	1717
	303672TPL	652	911	827	1083	1506	1745
	303684TPL	703	1078	979	1244	1532	1772
	364260TPL	646	905	823	1058	1590	1854
	364266TPL	681	947	858	1126	1617	1882
	364272TPL	716	1010	915	1204	1643	1910
	364284TPL	802	1213	1099	1447	1669	1938
Right P-shaped table without end gable	A B C						
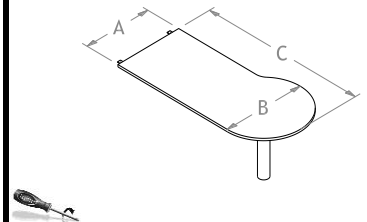	303660TPR	611	828	755	971	1453	1689
	303666TPR	631	869	791	1026	1480	1717
	303672TPR	652	911	827	1083	1506	1745
	303684TPR	703	1078	979	1244	1532	1772
	364260TPR	646	905	823	1058	1590	1854
	364266TPR	681	947	858	1126	1617	1882
	364272TPR	716	1010	915	1204	1643	1910
	364284TPR	802	1213	1099	1447	1669	1938

HOW TO ORDER?

M _ _ _ (*Serie*) → (A B) (Specify) → TD (CODE) → **4.5 BL** (STD), **4.5 SN**, **4SQ** (BL ou SN), **6** (BL ou SN), **2.5BL** ou **IFNSN**, **OVA** (BL ou SN), **OVAD** (BL ou SN) (Specify Leg type)

OR

M _ _ _ (*Serie*) → (A B C) CODE (Specify) → TQ, TPL, TPR (CODE) → **4.5 BL** (STD), **4.5 SN**, **4SQ** (BL ou SN), **6** (BL ou SN), **2.5BL ou IFNSN**, **OVA** (BL ou SN), **OVAD** (BL ou SN) (Specify Leg type)

OPTIONS **See**

Legs If the choice of leg is not specified, the standard is 4-1/2" round black metal (4.5BL)

Choice of legs:
- 4.5SN (no charge)
- 4SQBL or 4SQSN (add $57 retail to table price)
- 2.5BL or IFNSN (subtract $57 retail from table price)
- OVASBL or OVASSN (add $57 retail to table price)
- 6BL, 6SN, OVADBL or OVADSN (add $57 retail to table price)

p.179

Delivered disassembled

"D" OR "P" TABLES

FREESTANDING D OR P TABLES

INCLUDED: GROMMET AND ONE 4-1/2" BLACK METAL LEG

Not compatible with lateral tables, due to differences in the direction of the wood grain and the thickness of the end gable.

		EDGES / MOULDINGS		*tfl*	*hpl*	*tfl*	*hpl*
		tfl	*hpl*	MAR	MARL	MAW	MAWL
	CODE	ML	MLL	MA	MAL	MAX	MAXL
D table with end gable	A B	*1"*	*1-1/16"*	*1-5/8"*	*1-9/16"*	*1-5/8"*	*1-9/16"*
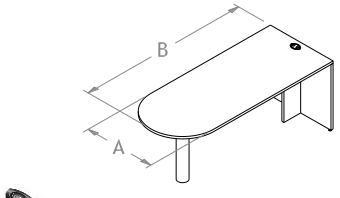	**3060TDG**	652	782	716	901	1132	1306
	3066TDG	675	831	759	962	1158	1334
	3072TDG	688	863	788	1006	1185	1363
	3084TDG	766	943	859	1110	1327	1601
	3660TDG	667	878	802	1021	1327	1572
	3666TDG	703	920	838	1073	1352	1598
	3672TDG	737	974	887	1149	1379	1626
	3684TDG	851	1129	1028	1332	1405	1654
Left P table with end gable	A B C						
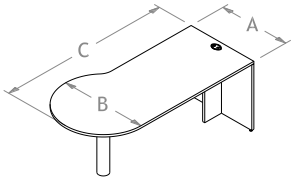	**303660TPGL**	724	924	846	1092	1541	1796
	303666TPGL	745	964	881	1120	1567	1824
	303672TPGL	766	996	907	1167	1593	1851
	303684TPGL	846	1169	1066	1345	1619	1878
	364260TPGL	802	995	907	1162	1675	1968
	364266TPGL	816	1037	943	1222	1702	1995
	364272TPGL	829	1098	999	1304	1728	2022
	364284TPGL	921	1301	1185	1535	1754	2050
Right P table with end gable	A B C						
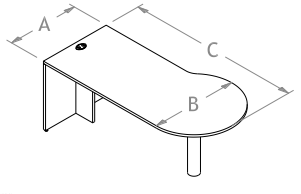	**303660TPGR**	724	924	846	1092	1541	1796
	303666TPGR	745	964	881	1120	1567	1824
	303672TPGR	766	996	907	1167	1593	1851
	303684TPGR	846	1169	1066	1345	1619	1878
	364260TPGR	802	995	907	1162	1675	1968
	364266TPGR	816	1037	943	1222	1702	1995
	364272TPGR	829	1098	999	1304	1728	2022
	364284TPGR	921	1301	1185	1535	1754	2050

HOW TO ORDER?

D Table : M _ _ _ (*Serie*) → (A B) Specify → **TDG** CODE → **4.5 BL** (STD), **4.5 SN**, **4SQ** (BL ou SN), **6** (BL ou SN), **2.5BL ou IFNSN**, **OVA** (BL ou SN), **OVAD** (BL ou SN) Specify Leg type → **ELPF** (STD), **HAPF**($) Specify grommet style

OR

P Table : M _ _ _ (*Serie*) → (A B C) Specify → **TPG** CODE → **L** / **R** Mention side → **4.5 BL** (STD), **4.5 SN**, **4SQ** (BL ou SN), **6** (BL ou SN), **2.5BL ou IFNSN**, **OVA** (BL ou SN), **OVAD** (BL ou SN) Specify Leg type → **ELPF** (STD), **HAPF**($) Specify grommet style

OPTIONS **See**

Legs

If the choice of leg is not specified, the standard is 4-1/2" round black metal (4.5BL)

Choice of legs:
- 4.5SN (no charge)
- 4SQBL or 4SQSN (add $57 retail to table price)
- 2.5BL or IFNSN (subtract $57 retail from table price)
- OVASBL or OVASSN (add $57 retail to table price)
- 6BL, 6SN, OVADBL or OVADSN (add $57 retail to table price)

p.179

Grommet styles

ELPF black grommet (elliptic with Logiflex logo) at no charge

HAPF satin nickel grommet also offered / For this option, Add $14 retail / each

p.189

Delivered disassembled

EXTENDED D TABLES

FREESTANDING D TABLES

INCLUDED: GROMMET AND ONE 4-1/2" BLACK METAL LEG

Not compatible with lateral tables, due to differences in the direction of the wood grain and the thickness of the end gable.

		EDGES / MOULDINGS		*tfl*	*hpl*	*tfl*	*hpl*
		tfl	*hpl*	MAR	MARL	MAW	MAWL
	CODE	ML	MLL	MA	MAL	MAX	MAXL
Left D table extended to the right with end gable	A B C D	*1"*	*1-1/16"*	*1-5/8"*	*1-9/16"*	*1-5/8"*	*1-9/16"*
30"	30604820TDAGL	1066	1244	1135	1430	1890	2167
	30664820TDAGL	1094	1310	1199	1520	1917	2196
	30724820TDAGL	1113	1395	1275	1624	1944	2223
	30844820TDAGL	1164	1495	1361	1770	1969	2249
	30604824TDAGL	1066	1244	1135	1430	1890	2167
	30664824TDAGL	1094	1310	1199	1520	1917	2196
	30724824TDAGL	1113	1395	1275	1624	1944	2223
	30844824TDAGL	1164	1495	1361	1770	1969	2249
36"	36665420TDAGL	1170	1446	1320	1681	2143	2459
	36725420TDAGL	1191	1509	1375	1765	2170	2487
	36845420TDAGL	1242	1633	1488	1912	2196	2515
	36665424TDAGL	1170	1446	1320	1681	2143	2459
	36725424TDAGL	1191	1509	1375	1765	2170	2487
	36845424TDAGL	1242	1633	1488	1912	2196	2515
Right D table extended to the left with end gable	A B C D						
30"	20486030TDAGR	1066	1244	1135	1430	1890	2167
	20486630TDAGR	1094	1310	1199	1520	1917	2196
	20487230TDAGR	1113	1395	1275	1624	1944	2223
	20488430TDAGR	1164	1495	1361	1770	1969	2249
	24486030TDAGR	1066	1244	1135	1430	1890	2167
	24486630TDAGR	1094	1310	1199	1520	1917	2196
	24487230TDAGR	1113	1395	1275	1624	1944	2223
	24488430TDAGR	1164	1495	1361	1770	1969	2249
36"	20546636TDAGR	1170	1446	1320	1681	2143	2459
	20547236TDAGR	1191	1509	1375	1765	2170	2487
	20548436TDAGR	1242	1633	1488	1912	2196	2515
	24546636TDAGR	1170	1446	1320	1681	2143	2459
	24547236TDAGR	1191	1509	1375	1765	2170	2487
	24548436TDAGR	1242	1633	1488	1912	2196	2515

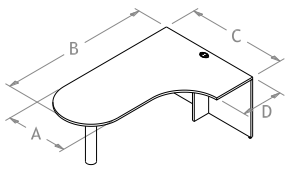

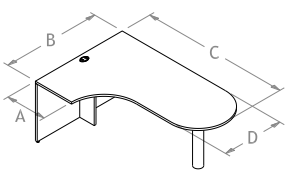

HOW TO ORDER?

M _ _ _ (Serie) → (ABCD) CODE (Specify) → TDAG CODE → L / R Mention side → **4.5 BL** (STD), **4.5 SN**, **4SQ** (BL ou SN), **6** (BL ou SN), **2.5BL ou IFNSN**, **OVA** (BL ou SN), **OVAD** (BL ou SN) SPECIFY Leg type → **ELPF** (STD), **HAPF** ($) Specify grommet style

OPTIONS		See
Legs	If the choice of leg is not specified, the standard is 4-1/2" round black metal (4.5BL) Choice of legs: - 4.5SN (no charge) - 4SQBL or 4SQSN (add $57 retail to table price) - 2.5BL or IFNSN (subtract $57 retail from table price) - OVASBL or OVASSN (add $57 retail to table price) - 6BL, 6SN, OVADBL or OVADSN (add $57 retail to table price)	p.179
Grommet styles	ELPF black grommet (elliptic with Logiflex logo) at no charge HAPF satin nickel grommet also offered / For this option, Add $14 retail / each	p.189
	Delivered disassembled	

EXTENDED P TABLES

FREESTANDING P TABLES

INCLUDED: GROMMET AND ONE 4-1/2" BLACK METAL LEG

Not compatible with lateral tables, due to differences in the direction of the wood grain and the thickness of the end gable.

		EDGES / MOULDINGS		*tfl*	*hpl*	*tfl*	*hpl*
		tfl	*hpl*	MAR	MARL	MAW	MAWL
	CODE	ML	MLL	MA	MAL	MAX	MAXL
Left P table extended to the right with end gable	A B C D	*1"*	*1-1/16"*	*1-5/8"*	*1-9/16"*	*1-5/8"*	*1-9/16"*
30"	30604820TPAGL	1163	1403	1291	1592	2104	2398
	30664820TPAGL	1180	1465	1345	1674	2131	2424
	30724820TPAGL	1199	1527	1401	1757	2157	2453
	30844820TPAGL	1227	1658	1516	1925	2184	2481
	30604824TPAGL	1163	1403	1291	1592	2104	2398
	30664824TPAGL	1180	1465	1345	1674	2131	2424
	30724824TPAGL	1199	1527	1401	1757	2157	2453
	30844824TPAGL	1227	1658	1516	1925	2184	2481
36"	36665420TPAGL	1238	1598	1466	1834	2444	2752
	36725420TPAGL	1256	1663	1522	1919	2470	2780
	36845420TPAGL	1305	1793	1636	2093	2496	2808
	36665424TPAGL	1238	1598	1466	1834	2444	2752
	36725424TPAGL	1256	1663	1522	1919	2470	2780
	36845424TPAGL	1305	1793	1636	2093	2496	2808
Right P table extended to the left with end gable	A B C D						
30"	20486030TPAGR	1163	1403	1291	1592	2104	2398
	20486630TPAGR	1180	1465	1345	1674	2131	2424
	20487230TPAGR	1199	1527	1401	1757	2157	2453
	20488430TPAGR	1227	1658	1516	1925	2184	2481
	24486030TPAGR	1163	1403	1291	1592	2104	2398
	24486630TPAGR	1180	1465	1345	1674	2131	2424
	24487230TPAGR	1199	1527	1401	1757	2157	2453
	24488430TPAGR	1227	1658	1516	1925	2184	2481
36"	20546636TPAGR	1238	1598	1466	1834	2444	2752
	20547236TPAGR	1256	1663	1522	1919	2470	2780
	20548436TPAGR	1305	1793	1636	2093	2496	2808
	24546636TPAGR	1238	1598	1466	1834	2444	2752
	24547236TPAGR	1256	1663	1522	1919	2470	2780
	24548436TPAGR	1305	1793	1636	2093	2496	2808

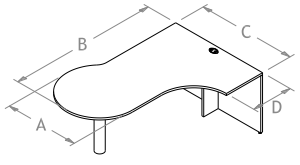

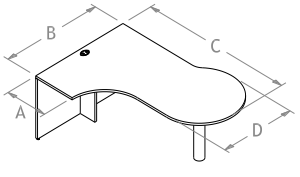

HOW TO ORDER?

M _ _ _ (*Serie*) → (**ABCD**) (Specify) → **TPAG** (CODE) → **L** / **R** (Mention side) → **4.5 BL** (STD), **4.5 SN**, **4SQ** (BL ou SN), **6** (BL ou SN), **2.5BL ou IFNSN**, **OVA** (BL ou SN), **OVAD** (BL ou SN) (SPECIFY Leg type) → **ELPF** (STD), **HAPF** ($) (Specify grommet style)

OPTIONS		See
Legs	If the choice of leg is not specified, the standard is 4-1/2" round black metal (4.5BL) Choice of legs: - 4.5SN (no charge) - 4SQBL or 4SQSN (add $57 retail to table price) - 2.5BL or IFNSN (subtract $57 retail from table price) - OVASBL or OVASSN (add $57 retail to table price) - 6BL, 6SN, OVADBL or OVADSN (add $57 retail to table price)	p.179
Grommet styles	ELPF black grommet (elliptic with Logiflex logo) at no charge HAPF satin nickel grommet also offered / For this option, Add $14 retail / each	p.189
	Delivered disassembled	

D TABLES WITH MODESTY

FREESTANDING D TABLES

INCLUDED: GROMMET AND ONE 4-1/2" BLACK METAL LEG

Not compatible with lateral tables, due to differences in the direction of the wood grain and the thickness of the end gable.

	CODE	EDGES / MOULDINGS *tfl*	EDGES / MOULDINGS *hpl*	*tfl* MAR	*hpl* MARL	*tfl* MAW	*hpl* MAWL
		ML	MLL	MA	MAL	MAX	MAXL
Left D table with end gable and L modesty (laminate)	A B	*1"*	*1-1/16"*	*1-5/8"*	*1-9/16"*	*1-5/8"*	*1-9/16"*
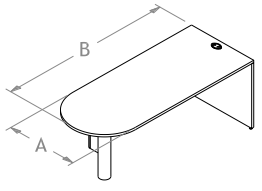	**3054TDML**	699	878	811	985	1249	1428
	3060TDML	724	907	836	1026	1276	1455
	3066TDML	745	948	871	1079	1302	1484
	3072TDML	759	984	903	1127	1328	1512
	3660TDML	737	980	899	1158	1469	1721
	3666TDML	771	1030	942	1187	1495	1747
	3672TDML	809	1085	993	1257	1520	1775
	3684TDML	921	1223	1118	1423	1547	1803
Right D table with end gable and L modesty (laminate)	A B						
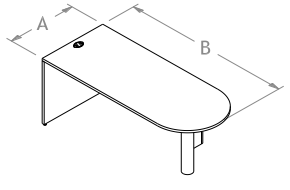	**3054TDMR**	699	878	811	985	1249	1428
	3060TDMR	724	907	836	1026	1276	1455
	3066TDMR	745	948	871	1079	1302	1484
	3072TDMR	759	984	903	1127	1328	1512
	3660TDMR	737	980	899	1158	1469	1721
	3666TDMR	771	1030	942	1187	1495	1747
	3672TDMR	809	1085	993	1257	1520	1775
	3684TDMR	921	1223	1118	1423	1547	1803

HOW TO ORDER?

M _ _ _ (*Serie*) → (A B) Specify → **TDM** CODE → **L** **R** Mention side → **SM** (STD) **PM** **FM** Specify modesty → **4.5 BL** (STD) **4.5 SN** **4SQ** (BL ou SN) **6** (BL ou SN) **2.5BL ou IFNSN** **OVA** (BL ou SN) **OVAD** (BL ou SN) Specify Leg type

OPTIONS		**See**
Modesties	If the choice of modesty is not specified, the standard is 18-1/2" high (SM) Options PM (10" high) or FM (full) are also available at no charge	p.8
Legs	If the choice of leg is not specified, the standard is 4-1/2" round black metal (4.5BL) Choice of legs: - 4.5SN (no charge) - 4SQBL or 4SQSN (add $57 retail to table price) - 2.5BL or IFNSN (subtract $57 retail from table price) - OVASBL or OVASSN (add $57 retail to table price) - 6BL, 6SN, OVADBL or OVADSN (add $57 retail to table price)	p.179
Grommet styles	ELPF black grommet (elliptic with Logiflex logo) at no charge HAPF satin nickel grommet also offered / For this option, Add $14 retail / each	p.189
	Delivered disassembled	

P TABLES WITH MODESTY

FREESTANDING P TABLES

INCLUDED: GROMMET AND ONE 4-1/2" BLACK METAL LEG

Not compatible with lateral tables, due to differences in the direction of the wood grain and the thickness of the end gable.

		EDGES / MOULDINGS		*tfl*	*hpl*	*tfl*	*hpl*
		tfl	*hpl*	MAR	MARL	MAW	MAWL
	CODE	ML	MLL	MA	MAL	MAX	MAXL
Left P table with end gable and L modesty (laminate)	A B C	*1"*	*1-1/16"*	*1-5/8"*	*1-9/16"*	*1-5/8"*	*1-9/16"*
	303660TPML	794	1049	965	1191	1681	1946
	303666TPML	816	1090	1000	1247	1708	1973
	303672TPML	838	1127	1032	1298	1733	1999
	303684TPML	954	1277	1169	1477	1759	2027
	364260TPML	860	1115	1022	1282	1816	2118
	364266TPML	901	1163	1064	1346	1843	2144
	364272TPML	925	1229	1123	1429	1869	2172
	364284TPML	1053	1371	1250	1605	1895	2200
Right P table with end gable and L modesty (laminate)	A B C						
	303660TPMR	794	1049	965	1191	1681	1946
	303666TPMR	816	1090	1000	1247	1708	1973
	303672TPMR	838	1127	1032	1298	1733	1999
	303684TPMR	954	1277	1169	1477	1759	2027
	364260TPMR	860	1115	1022	1282	1816	2118
	364266TPMR	901	1163	1064	1346	1843	2144
	364272TPMR	925	1229	1123	1429	1869	2172
	364284TPMR	1053	1371	1250	1605	1895	2200

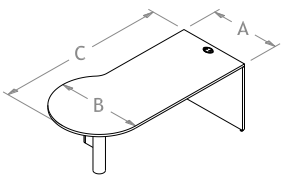

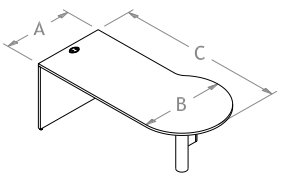

HOW TO ORDER?

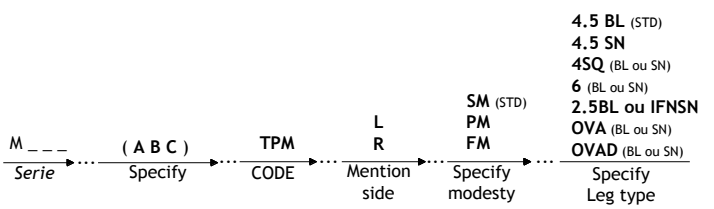

OPTIONS		See
Modesties	If the choice of modesty is not specified, the standard is 18-1/2" high (SM) Options PM (10" high) or FM (full) are also available at no charge	p.8
Legs	If the choice of leg is not specified, the standard is 4-1/2" round black metal (4.5BL) Choice of legs: - 4.5SN (no charge) - 4SQBL or 4SQSN (add $57 retail to table price) - 2.5BL or IFNSN (subtract $57 retail from table price) - OVASBL or OVASSN (add $57 retail to table price) - 6BL, 6SN, OVADBL or OVADSN (add $57 retail to table price)	p.179
Grommet styles	ELPF black grommet (elliptic with Logiflex logo) at no charge HAPF satin nickel grommet also offered / For this option, Add $14 retail / each	p.189
	Delivered disassembled	

EXTENDED D TABLES WITH MODESTY

FREESTANDING EXTENDED D TABLES

INCLUDED: GROMMET AND ONE 4-1/2" BLACK METAL LEG

Not compatible with lateral tables, due to differences in the direction of the wood grain and the thickness of the end gable.

		EDGES / MOULDINGS		*tfl*	*hpl*	*tfl*	*hpl*
		tfl	*hpl*	MAR	MARL	MAW	MAWL
	CODE	ML	MLL	MA	MAL	MAX	MAXL
Left D table extended to the right	A B C D	*1"*	*1-1/16"*	*1-5/8"*	*1-9/16"*	*1-5/8"*	*1-9/16"*
with end gable and L modesty	30604820TDAML	1264	1450	1333	1637	2087	2375
(laminate)	30664820TDAML	1291	1518	1396	1727	2115	2402
	30724820TDAML	1311	1602	1472	1831	2140	2429
	30844820TDAML	1361	1702	1558	1977	2166	2457
	30604824TDAML	1264	1450	1333	1637	2087	2375
	30664824TDAML	1291	1518	1396	1727	2115	2402
	30724824TDAML	1311	1602	1472	1831	2140	2429
	30844824TDAML	1361	1702	1558	1977	2166	2457
	36665420TDAML	1368	1653	1517	1888	2341	2666
	36725420TDAML	1388	1716	1573	1973	2367	2695
	36845420TDAML	1439	1841	1686	2119	2393	2723
	36665424TDAML	1368	1653	1517	1888	2341	2666
	36725424TDAML	1388	1716	1573	1973	2367	2695
	36845424TDAML	1439	1841	1686	2119	2393	2723
Right D table extended to the left	A B C D						
with end gable and L modesty	20486030TDAMR	1264	1450	1333	1637	2087	2375
(laminate)	20486630TDAMR	1291	1518	1396	1727	2115	2402
	20487230TDAMR	1311	1602	1472	1831	2140	2429
	20488430TDAMR	1361	1702	1558	1977	2166	2457
	24486030TDAMR	1264	1450	1333	1637	2087	2375
	24486630TDAMR	1291	1518	1396	1727	2115	2402
	24487230TDAMR	1311	1602	1472	1831	2140	2429
	24488430TDAMR	1361	1702	1558	1977	2166	2457
	20546636TDAMR	1368	1653	1517	1888	2341	2666
	20547236TDAMR	1388	1716	1573	1973	2367	2695
	20548436TDAMR	1439	1841	1686	2119	2393	2723
	24546636TDAMR	1368	1653	1517	1888	2341	2666
	24547236TDAMR	1388	1716	1573	1973	2367	2695
	24548436TDAMR	1439	1841	1686	2119	2393	2723

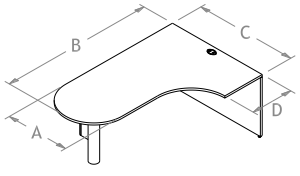

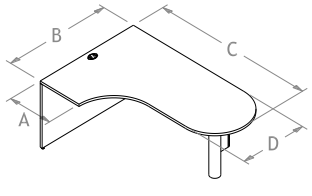

HOW TO ORDER?

M _ _ _ (*Serie*) → (A B C D) CODE (Specify) → TDAM CODE → L / R Mention side → SM (STD) / PM / FM Specify modesty → 4.5 BL (STD) / 4.5 SN / 4SQ (BL ou SN) / 6 (BL ou SN) / 2.5BL ou IFNSN / OVA (BL ou SN) / OVAD (BL ou SN) SPECIFY Leg type

OPTIONS		See
Modesties	If the choice of modesty is not specified, the standard is 18-1/2" high (SM) Options PM (10" high) or FM (full) are also available at no charge	p.8
Legs	If the choice of leg is not specified, the standard is 4-1/2" round black metal (4.5BL) Choice of legs: - 4.5SN (no charge) - 4SQBL or 4SQSN (add $57 retail to table price) - 2.5BL or IFNSN (subtract $57 retail from table price) - OVASBL or OVASSN (add $57 retail to table price) - 6BL, 6SN, OVADBL or OVADSN (add $57 retail to table price)	p.179
Grommet styles	ELPF black grommet (elliptic with Logiflex logo) at no charge HAPF satin nickel grommet also offered / For this option, Add $14 retail / each	p.189
	Delivered disassembled	

EXTENDED P TABLES WITH MODESTY

FREESTANDING EXTENDED P TABLES

INCLUDED: GROMMET AND ONE 4-1/2" BLACK METAL LEG

Not compatible with lateral tables, due to differences in the direction of the wood grain and the thickness of the end gable.

		EDGES / MOULDINGS		*tfl*	*hpl*	*tfl*	*hpl*
		tfl	*hpl*	MAR	MARL	MAW	MAWL
	CODE	ML	MLL	MA	MAL	MAX	MAXL
Left P table extended to the right	A B C D	*1"*	*1-1/16"*	*1-5/8"*	*1-9/16"*	*1-5/8"*	*1-9/16"*
with end gable and L modesty	30604820TPAML	1360	1610	1487	1799	2301	2604
(laminate)	30664820TPAML	1378	1672	1542	1881	2329	2631
	30724820TPAML	1396	1735	1598	1962	2355	2661
	30844820TPAML	1424	1866	1713	2132	2380	2688
	30604824TPAML	1360	1610	1487	1799	2301	2604
	30664824TPAML	1378	1672	1542	1881	2329	2631
	30724824TPAML	1396	1735	1598	1962	2355	2661
	30844824TPAML	1424	1866	1713	2132	2380	2688
	36665420TPAML	1436	1806	1663	2042	2641	2960
	36725420TPAML	1452	1870	1720	2127	2667	2987
	36845420TPAML	1503	1999	1833	2300	2693	3015
	36665424TPAML	1436	1806	1663	2042	2641	2960
	36725424TPAML	1452	1870	1720	2127	2667	2987
	36845424TPAML	1503	1999	1833	2300	2693	3015
Right P table extended to the left	A B C D						
with end gable and L modesty	20486030TPAMR	1360	1610	1487	1799	2301	2604
(laminate)	20486630TPAMR	1378	1672	1542	1881	2329	2631
	20487230TPAMR	1396	1735	1598	1962	2355	2661
	20488430TPAMR	1424	1866	1713	2132	2380	2688
	24486030TPAMR	1360	1610	1487	1799	2301	2604
	24486630TPAMR	1378	1672	1542	1881	2329	2631
	24487230TPAMR	1396	1735	1598	1962	2355	2661
	24488430TPAMR	1424	1866	1713	2132	2380	2688
	20546636TPAMR	1436	1806	1663	2042	2641	2960
	20547236TPAMR	1452	1870	1720	2127	2667	2987
	20548436TPAMR	1503	1999	1833	2300	2693	3015
	24546636TPAMR	1436	1806	1663	2042	2641	2960
	24547236TPAMR	1452	1870	1720	2127	2667	2987
	24548436TPAMR	1503	1999	1833	2300	2693	3015

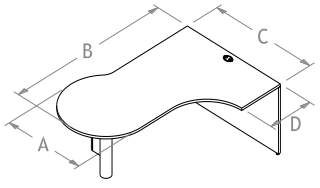

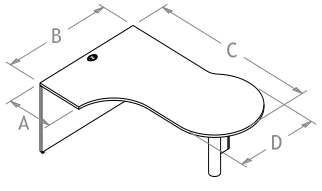

HOW TO ORDER?

M _ _ _ (Serie) → (A B C D) CODE (Specify) → TPAM CODE → L / R Mention side → SM (STD) / PM / FM Specify modesty → 4.5 BL (STD) / 4.5 SN / 4SQ (BL ou SN) / 6 (BL ou SN) / 2.5BL ou IFNSN / OVA (BL ou SN) / OVAD (BL ou SN) SPECIFY Leg type

OPTIONS		See
Modesties	If the choice of modesty is not specified, the standard is 18-1/2" high (SM) Options PM (10" high) or FM (full) are also available at no charge	p.8
Legs	If the choice of leg is not specified, the standard is 4-1/2" round black metal (4.5BL) Choice of legs: - 4.5SN (no charge) - 4SQBL or 4SQSN (add $57 retail to table price) - 2.5BL or IFNSN (subtract $57 retail from table price) - OVASBL or OVASSN (add $57 retail to table price) - 6BL, 6SN, OVADBL or OVADSN (add $57 retail to table price)	p.179
Grommet styles	ELPF black grommet (elliptic with Logiflex logo) at no charge HAPF satin nickel grommet also offered / For this option, Add $14 retail / each	p.189
	Delivered disassembled	

END TABLES

MANUFACTURING STANDARD:

WITH ONE 4-1/2" BLACK METAL LEG AND FLUSH PLATES

		EDGES / MOULDINGS		tfl	hpl	tfl	hpl
		tfl	hpl	MAR	MARL	MAW	MAWL
	CODE	ML	MLL	MA	MAL	MAX	MAXL
Quarter-moon end table	A B	1"	1-1/16"	1-5/8"	1-9/16"	1-5/8"	1-9/16"
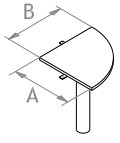	2020T90R	251	305	283	334	—	—
	2424T90R	280	352	325	413	—	—
	3030T90R	308	414	380	471	—	—
	3636T90R	361	507	462	586	—	—
Half-moon end table	A B						
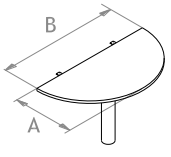	1836T180R	274	353	325	401	—	—
	2040T180R	310	405	374	464	—	—
	2448T180R	340	468	428	554	—	—
	3060T180R	419	610	561	753	—	—
Q-shaped end table	A B C						
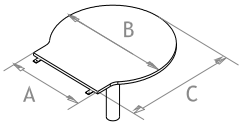	183036TQ	331	476	433	572	—	—
	203238TQ	349	510	464	617	—	—
	243642TQ	389	584	529	715	—	—
	304248TQ	457	710	639	880	—	—

HOW TO ORDER?

Quarter- and half-moon table: M _ _ _ (*Serie*) → (A B) Specify → T90R / T180R CODE → **4.5 BL** (STD), **4.5 SN**, **4SQ** (BL ou SN), **6** (BL ou SN), **2.5BL ou IFNSN**, **OVA** (BL ou SN), **OVAD** (BL ou SN) — Specify Leg type

Q-shaped end table: M _ _ _ (*Serie*) → (A B C) Specify → TQ CODE → **4.5 BL** (STD), **4.5 SN**, **4SQ** (BL ou SN), **6** (BL ou SN), **2.5BL ou IFNSN**, **OVA** (BL ou SN), **OVAD** (BL ou SN) — Specify Leg type

Notes		See
Legs	If the choice of leg is not specified, the standard is 4-1/2" round black metal (4.5BL) Choice of legs: - 4.5SN (no charge) - 4SQBL or 4SQSN (add $57 retail to table price) - 2.5BL or IFNSN (subtract $57 retail from table price) - OVASBL or OVASSN (add $57 retail to table price) - 6BL, 6SN, OVADBL or OVADSN (add $57 retail to table price)	p.179
	Delivered disassembled	

HOOK TABLES

MANUFACTURING STANDARD: WITH GROMMET

Not compatible with lateral tables, due to differences in the direction of the wood grain and the thickness of the end gable.

		EDGES / MOULDINGS		*tfl*	*hpl*	*tfl*	*hpl*
		tfl	*hpl*	MAR	MARL	MAW	MAWL
	CODE	ML	MLL	MA	MAL	MAX	MAXL
Left hook table with arrow base	A B	*1"*	*1-1/16"*	*1-5/8"*	*1-9/16"*	*1-5/8"*	*1-9/16"*
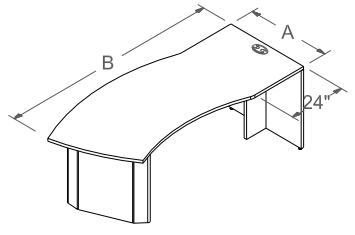	3072TCGLARW3	1049	1315	1218	1493	1530	1820
	3078TCGLARW3	1076	1363	1261	1556	1573	1898
	3084TCGLARW3	1105	1410	1303	1618	1643	1975
Right hook table with arrow base	A B						
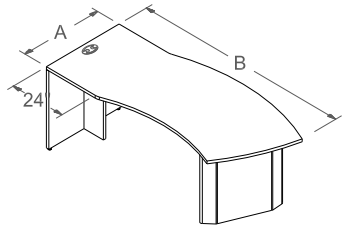	3072TCGRARW3	1049	1315	1218	1493	1530	1820
	3078TCGRARW3	1076	1363	1261	1556	1573	1898
	3084TCGRARW3	1105	1410	1303	1618	1643	1975

HOW TO ORDER?

M _ _ _ → (A B) Specify → TCG CODE → L / R Mention side → ARW3SN (STD) / ARW3BL / ARW5SN / ARW5BL Specify Leg type → ELPF (STD) / HAPF($) Specify grommet style

OPTIONS		See
Grommet styles	ELPF black grommet (elliptic with Logiflex logo) at no charge HAPF satin nickel grommet also offered / For this option, Add $14 retail / each	p.189
	Delivered disassembled	

CREDENZAS WITH D PEDESTAL(S)

ONE UTILITY DRAWER AND ONE FILE DRAWER ON LEFT AND/OR ON RIGHT

MANUFACTURING STANDARDS:

PVC EXTRUSION FOR LATERAL OPENING OF DRAWERS / FLUSH MODESTY / NO GROMMET

		EDGES / MOULDINGS		tfl	hpl	tfl	hpl
		tfl	hpl	MAR	MARL	MAW	MAWL
	CODE	ML	MLL	MA	MAL	MAX	MAXL
Credenza with BF pedestal on left	A B	1"	1-1/16"	1-5/8"	1-9/16"	1-5/8"	1-9/16"
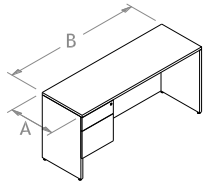	D2054	752	905	846	975	1086	1222
	D2060	788	951	887	1028	1142	1288
20"	D2066	823	989	922	1073	1192	1347
	D2072	851	1037	965	1131	1249	1415
	D2454	794	967	901	1049	1142	1304
	D2460	823	1000	929	1095	1185	1365
24"	D2466	851	1047	972	1154	1242	1437
	D2472	881	1095	1017	1209	1300	1506
Credenza with BF pedestal on right	A B						
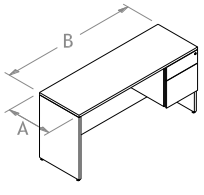	2054D	752	905	846	975	1086	1222
	2060D	788	951	887	1028	1142	1288
20"	2066D	823	989	922	1073	1192	1347
	2072D	851	1037	965	1131	1249	1415
	2454D	794	967	901	1049	1142	1304
	2460D	823	1000	929	1095	1185	1365
24"	2466D	851	1047	972	1154	1242	1437
	2472D	881	1095	1017	1209	1300	1506
Credenza with BF pedestals on left and right	A B						
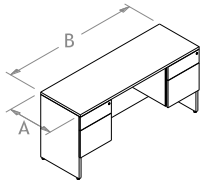	D2060D	921	1296	1214	1372	1470	1631
	D2066D	951	1335	1250	1416	1520	1693
20"	D2072D	988	1380	1292	1476	1576	1760
	D2460D	958	1344	1258	1440	1514	1707
24"	D2466D	988	1392	1301	1498	1571	1781
	D2472D	1017	1439	1343	1551	1626	1850

HOW TO ORDER?

M _ _ _ (Serie) → D *If pedestal at the left* — (A B) — D *If pedestal at the right* (CODE (Specify)) → **FM** (STD) **PM** **SM** (Specify modesty) → **GRL** **GRR** **GRC** **GLR** *Position PF* — **ELPF** (STD) **HAPF**($) *Style PF* (Option grommets) → See section: **Accessories** (Option handles)

Notes		See
Modesties	If the choice of modesty is not specified, the standard is full (FM) Modesty options PM (10" high) or SM (18-1/2" high) are also available, at no charge	p.8
Grommet positions	Add grommets at no charge: GRL (left), GRR (right), GRC (centered) or GLR (left and right)	p.8
Grommet styles	ELPF black grommet (elliptic with Logiflex logo) at no charge HAPF satin nickel grommet also offered / For this option, Add $14 retail / each	p.189
Handles	To add handles, please choose from the Logiflex list / Add $11 retail each	p.178

CREDENZAS WITH E PEDESTAL(S)

TWO UTILITY DRAWERS AND ONE FILE DRAWER ON LEFT AND/OR RIGHT

MANUFACTURING STANDARDS:

PVC EXTRUSION FOR LATERAL OPENING OF DRAWERS / FLUSH MODESTY / NO GROMMET

		EDGES / MOULDINGS		tfl	hpl	tfl	hpl
		tfl	hpl	MAR	MARL	MAW	MAWL
	CODE	ML	MLL	MA	MAL	MAX	MAXL
Credenza with BBF pedestal on left	A B	1"	1-1/16"	1-5/8"	1-9/16"	1-5/8"	1-9/16"
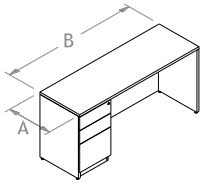	E2054	893	1046	979	1119	1221	1365
	E2060	929	1093	1022	1169	1277	1430
20"	E2066	965	1129	1055	1215	1327	1490
	E2072	994	1178	1099	1274	1383	1556
	E2084	1107	1264	1178	1370	1491	1668
	E2454	937	1111	1038	1191	1277	1447
24"	E2460	965	1143	1066	1237	1318	1506
	E2466	994	1189	1107	1296	1378	1578
	E2472	1022	1236	1151	1347	1434	1646
	E2484	1134	1322	1227	1452	1540	1781
Credenza with BBF pedestal on right	A B						
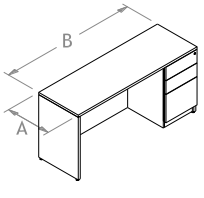	2054E	893	1046	979	1119	1221	1365
20"	2060E	929	1093	1022	1169	1277	1430
	2066E	965	1129	1055	1215	1327	1490
	2072E	994	1178	1099	1274	1383	1556
	2084E	1107	1264	1178	1370	1491	1668
	2454E	937	1111	1038	1191	1277	1447
	2460E	965	1143	1066	1237	1318	1506
24"	2466E	994	1189	1107	1296	1378	1578
	2472E	1022	1236	1151	1347	1434	1646
	2484E	1134	1322	1227	1452	1540	1781
Credenza with BBF pedestals on left and right	A B						
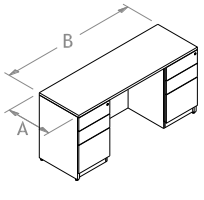	E2060E	1207	1391	1305	1475	1563	1743
20"	E2066E	1234	1429	1340	1513	1610	1794
	E2072E	1269	1476	1383	1569	1668	1870
	E2084E	1391	1561	1462	1668	1775	1995
	E2460E	1213	1399	1309	1490	1604	1803
24"	E2466E	1242	1443	1349	1548	1660	1877
	E2472E	1277	1490	1393	1597	1717	1944
	E2484E	1397	1574	1468	1700	1822	2078

HOW TO ORDER?

M _ _ _ (Serie) → E *If pedestal at the left* — (A B) — E *If pedestal at the right* (CODE (Specify)) → **FM** (STD) **PM** **SM** (Specify modesty) → **GRL** **GRR** **GRC** **GLR** PF location — **ELPF** (STD) **HAPF**($) PF style (Option grommets) → See section: **Accessories** (Option handles)

Notes		See
Modesties	If the choice of modesty is not specified, the standard is full (FM) Modesty options PM (10" high) or SM (18-1/2" high) are also available, at no charge	p.8
Grommet positions	Add grommets at no charge: GRL (left), GRR (right), GRC (centered) or GLR (left and right)	p.8
Grommet styles	ELPF black grommet (elliptic with Logiflex logo) at no charge HAPF satin nickel grommet also offered / For this option, Add $14 retail / each	p.189
Handles	To add handles, please choose from the Logiflex list / Add $11 retail each	p.178

CREDENZAS WITH F PEDESTAL(S)

TWO FILE DRAWERS ON LEFT AND/OR RIGHT

MANUFACTURING STANDARDS:

PVC EXTRUSION FOR LATERAL OPENING OF DRAWERS / FLUSH MODESTY / NO GROMMET

		EDGES / MOULDINGS		tfl	hpl	tfl	hpl
		tfl	hpl	MAR	MARL	MAW	MAWL
	CODE	ML	MLL	MA	MAL	MAX	MAXL
Credenza with FF pedestal on left	A B	1"	1-1/16"	1-5/8"	1-9/16"	1-5/8"	1-9/16"
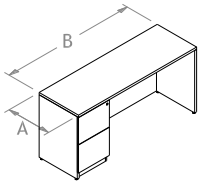	F2054	893	1046	979	1119	1221	1365
	F2060	929	1093	1022	1169	1277	1430
20"	F2066	965	1129	1055	1215	1327	1490
	F2072	994	1178	1099	1274	1383	1556
	F2084	1107	1264	1178	1370	1491	1668
	F2454	937	1111	1038	1191	1277	1447
	F2460	965	1143	1066	1237	1318	1506
24"	F2466	994	1189	1107	1296	1378	1578
	F2472	1022	1236	1151	1347	1434	1646
	F2484	1134	1322	1227	1452	1540	1781
Credenza with FF pedestal on right	A B						
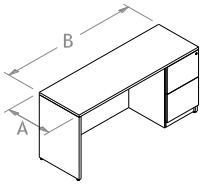	2054F	893	1046	979	1119	1221	1365
	2060F	929	1093	1022	1169	1277	1430
20"	2066F	965	1129	1055	1215	1327	1490
	2072F	994	1178	1099	1274	1383	1556
	2084F	1107	1264	1178	1370	1491	1668
	2454F	937	1111	1038	1191	1277	1447
	2460F	965	1143	1066	1237	1318	1506
24"	2466F	994	1189	1107	1296	1378	1578
	2472F	1022	1236	1151	1347	1434	1646
	2484F	1134	1322	1227	1452	1540	1781
Credenza with FF pedestals on left and right	A B						
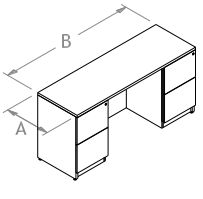	F2060F	1207	1391	1305	1475	1563	1743
20"	F2066F	1234	1429	1340	1513	1610	1794
	F2072F	1269	1476	1383	1569	1668	1870
	F2084F	1391	1561	1462	1668	1775	1995
	F2460F	1213	1399	1309	1490	1604	1803
24"	F2466F	1242	1443	1349	1548	1660	1877
	F2472F	1269	1476	1383	1569	1668	1870
	F2484F	1397	1574	1468	1700	1822	2078

HOW TO ORDER?

M _ _ _ (Serie) — F *If pedestal at the left* — (A B) — F *If pedestal at the right* (CODE (Specify)) — FM (STD) / PM / SM (Specify modesty) — GRL / GRR / GRC / GLR (PF location) — ELPF (STD) / HAPF($) (PF style) (Option grommets) — See section: **Accessories** (Option handles)

Notes		See
Modesties	If the choice of modesty is not specified, the standard is full (FM) Modesty options PM (10" high) or SM (18-1/2" high) are also available, at no charge	p.8
Grommet positions	Add grommets at no charge: GRL (left), GRR (right), GRC (centered) or GLR (left and right)	p.8
Grommet styles	ELPF black grommet (elliptic with Logiflex logo) at no charge HAPF satin nickel grommet also offered / For this option, Add $14 retail / each	p.189
Handles	To add handles, please choose from the Logiflex list / Add $11 retail each	p.178

CREDENZAS WITH E AND F PEDESTALS

TWO UTILITY DRAWERS AND ONE FILE DRAWER ON LEFT AND/OR RIGHT

TWO FILE DRAWERS ON LEFT AND/OR RIGHT

MANUFACTURING STANDARDS:

PVC EXTRUSION FOR LATERAL OPENING OF DRAWERS / FLUSH MODESTY / NO GROMMET

		EDGES / MOULDINGS		*tfl*	*hpl*	*tfl*	*hpl*
		tfl	*hpl*	MAR	MARL	MAW	MAWL
	CODE	ML	MLL	MA	MAL	MAX	MAXL
Credenza with BBF pedestal on left and FF pedestal on right	A B	*1"*	*1-1/16"*	*1-5/8"*	*1-9/16"*	*1-5/8"*	*1-9/16"*
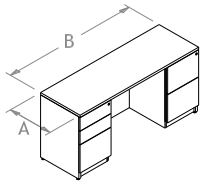	E2060F	1207	1391	1305	1475	1563	1743
20"	E2066F	1234	1429	1340	1513	1610	1794
	E2072F	1269	1476	1383	1569	1668	1870
	E2084F	1391	1561	1462	1668	1775	1995
	E2460F	1213	1399	1309	1490	1604	1803
24"	E2466F	1242	1443	1349	1548	1660	1877
	E2472F	1277	1490	1393	1597	1717	1944
	E2484F	1397	1574	1468	1700	1822	2078
Credenza with FF pedestal on left and BBF pedestal on right	A B						
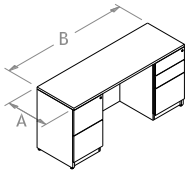	F2060E	1207	1391	1305	1475	1563	1743
20"	F2066E	1234	1429	1340	1513	1610	1794
	F2072E	1269	1476	1383	1569	1668	1870
	F2084E	1391	1561	1462	1668	1775	1995
	F2460E	1213	1399	1309	1490	1604	1803
	F2466E	1242	1443	1349	1548	1660	1877
24"	F2472E	1277	1490	1393	1597	1717	1944
	F2484E	1397	1574	1468	1700	1822	2078

HOW TO ORDER?

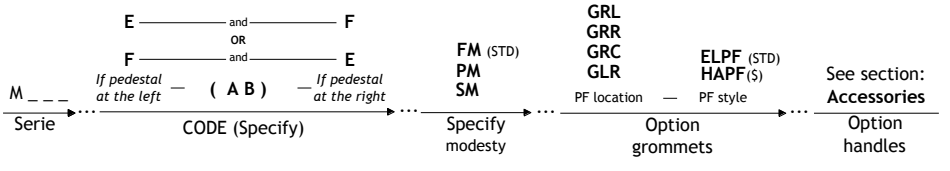

Notes		See
Modesties	If the choice of modesty is not specified, the standard is full (FM) Modesty options PM (10" high) or SM (18-1/2" high) are also available, at no charge	p.8
Grommet positions	Add grommets at no charge: GRL (left), GRR (right), GRC (centered) or GLR (left and right)	p.8
Grommet styles	ELPF black grommet (elliptic with Logiflex logo) at no charge HAPF satin nickel grommet also offered / For this option, Add $14 retail / each	p.189
Handles	To add handles, please choose from the Logiflex list / Add $11 retail each	p.178

CREDENZAS WITH FE OR EF COMBINATION PEDESTALS, 30" WIDTH

TWO UTILITY DRAWERS AND THREE FILE DRAWERS ON LEFT OR RIGHT

MANUFACTURING STANDARDS:

HJAB HANDLES / FLUSH MODESTY / NO GROMMET

		EDGES / MOULDINGS		*tfl*	*hpl*	*tfl*	*hpl*
		tfl	*hpl*	MAR	MARL	MAW	MAWL
	CODE	ML	MLL	MA	MAL	MAX	MAXL
Credenza with 30" FE pedestal on left	A B	*1"*	*1-1/16"*	*1-5/8"*	*1-9/16"*	*1-5/8"*	*1-9/16"*
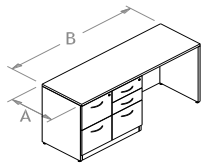	FE2060	1211	1391	1305	1475	1563	1743
20"	FE2066	1236	1429	1340	1513	1610	1794
	FE2072	1270	1476	1383	1572	1668	1870
	FE2084	1329	1561	1462	1668	1775	1995
	FE2460	1235	1440	1348	1535	1604	1803
24"	FE2466	1266	1486	1391	1595	1660	1877
It is also possible to install two pedestals of the same type under these credenzas	FE2472	1325	1534	1434	1646	1717	1944
	FE2484	1354	1621	1513	1751	1822	2078
Credenza with 30" EF pedestal on right	A B						
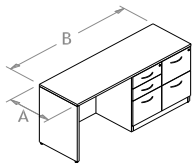	2060EF	1211	1391	1305	1475	1563	1743
20"	2066EF	1236	1429	1340	1513	1610	1794
	2072EF	1270	1476	1383	1572	1668	1870
	2084EF	1329	1561	1462	1668	1775	1995
	2460EF	1235	1440	1348	1535	1604	1803
24"	2466EF	1266	1486	1391	1595	1660	1877
It is also possible to install two pedestals of the same type under these credenzas	2472EF	1325	1534	1434	1646	1717	1944
	2484EF	1354	1621	1513	1751	1822	2078

HOW TO ORDER?

M _ _ _ (Serie) — FE (STD) / FF / EE *If pedestals at the left* — (A B) — EF (STD) / FF / EE *If pedestals at the right* (CODE (Specify)) — FM (STD) / PM / SM (Specify modesty) — GRL / GRR / GRC / GLR PF location — ELPF (STD) / HAPF($) PF style (Option grommets) — HJAB (STD) See section: accessories (Option handles)

Notes		See
Modesties	If the choice of modesty is not specified, the standard is full (FM) Modesty options PM (10" high) or SM (18-1/2" high) are also available, at no charge	p.8
Grommet positions	Add grommets at no charge: GRL (left), GRR (right), GRC (centered) or GLR (left and right)	p.8
Grommet styles	ELPF black grommet (elliptic with Logiflex logo) at no charge HAPF satin nickel grommet also offered / For this option, Add $14 retail / each	p.189
Handles	For types of handles other than the HJAB standard, please choose from the Logiflex list / No charge	p.178

CREDENZAS WITH CBCL OR BCCL COMBINATION PEDESTAL

TWO UTILITY DRAWERS, ONE FILE DRAWER AND ONE LATERAL FILE DRAWER

MANUFACTURING STANDARDS:

HJAB HANDLES / FLUSH MODESTY / NO GROMMET

		EDGES / MOULDINGS		tfl	hpl	tfl	hpl
		tfl	hpl	MAR	MARL	MAW	MAWL
	CODE	ML	MLL	MA	MAL	MAX	MAXL
Credenza with 30" CBCL pedestal on left	A B	1"	1-1/16"	1-5/8"	1-9/16"	1-5/8"	1-9/16"
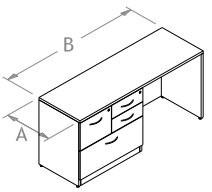	CBCL302060	1340	1577	1482	1660	1738	1930
20"	CBCL302066	1378	1617	1519	1691	1788	1974
	CBCL302072	1419	1664	1563	1743	1845	2042
	CBCL302084	1497	1747	1639	1841	1950	2168
	CBCL302460	1397	1641	1540	1735	1793	2002
24"	CBCL302466	1434	1680	1575	1788	1845	2071
	CBCL302472	1475	1727	1618	1841	1900	2139
	CBCL302484	1563	1822	1703	1951	2016	2280
Credenza with 36" CBCL pedestal on left	A B						
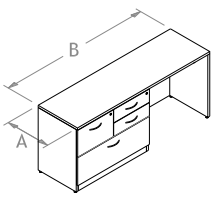	CBCL362060	1419	1661	1563	1728	1815	1995
20"	CBCL362066	1452	1681	1581	1773	1865	2055
	CBCL362072	1491	1744	1639	1825	1923	2122
	CBCL362084	1575	1830	1717	1923	2028	2250
	CBCL362460	1475	1723	1618	1817	1873	2086
24"	CBCL362466	1513	1761	1652	1870	1923	2153
	CBCL362472	1553	1809	1696	1923	1979	2222
	CBCL362484	1639	1904	1781	2033	2093	2363
Credenza with 30" BCCL pedestal on right	A B						
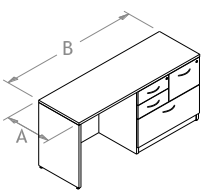	2060BCCL30	1340	1577	1482	1660	1738	1930
20"	2066BCCL30	1378	1617	1519	1691	1788	1974
	2072BCCL30	1419	1664	1563	1743	1845	2042
	2084BCCL30	1497	1747	1639	1841	1950	2168
	2460BCCL30	1397	1641	1540	1735	1793	2002
24"	2466BCCL30	1434	1680	1575	1788	1845	2071
	2472BCCL30	1475	1727	1618	1841	1900	2139
	2484BCCL30	1563	1822	1703	1951	2016	2280
Credenza with 36" BCCL pedestal on right	A B						
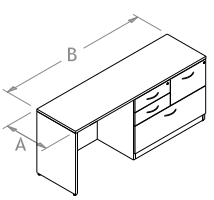	2060BCCL36	1419	1661	1563	1728	1815	1995
20"	2066BCCL36	1452	1681	1581	1773	1865	2055
	2072BCCL36	1491	1744	1639	1825	1923	2122
	2084BCCL36	1575	1830	1717	1923	2028	2250
	2460BCCL36	1475	1723	1618	1817	1873	2086
24"	2466BCCL36	1513	1761	1652	1870	1923	2153
	2472BCCL36	1553	1809	1696	1923	1979	2222
	2484BCCL36	1639	1904	1781	2033	2093	2363

HOW TO ORDER?

M _ _ _ (Serie) → CBCL30 (ou 36) *If cabinet at the left* — (A B) — BCCL30 (ou 36) *If cabinet at the right* (CODE (Specify)) → FM (STD) / PM / SM (Specify modesty) → GRL / GRR / GRC / GLR (PF location) — ELPF (STD) / HAPF($) (PF style) (Option grommets) → HJAB (STD) see section: Accessories (Specify handles)

Notes		See
Modesties	If the choice of modesty is not specified, the standard is full (FM) Modesty options PM (10" high) or SM (18-1/2" high) are also available, at no charge	p.8
Grommet positions	Add grommets at no charge: GRL (left), GRR (right), GRC (centered) or GLR (left and right)	p.8
Grommet styles	ELPF black grommet (elliptic with Logiflex logo) at no charge HAPF satin nickel grommet also offered / For this option, Add $14 retail / each	p.189
Handles	For types of handles other than the HJAB standard, please choose from the Logiflex list / No charge	p.178

CREDENZAS WITH 30" WIDE LATERAL FILING CABINET

TWO LATERAL FILE DRAWERS ON LEFT OR RIGHT

MANUFACTURING STANDARDS:

HJAB HANDLES / CROSSBARS / FLUSH MODESTY / NO GROMMET

		EDGES / MOULDINGS					
		tfl	*hpl*	*tfl*	*hpl*	*tfl*	*hpl*
				MAR	MARL	MAW	MAWL
	CODE	ML	MLL	MA	MAL	MAX	MAXL
Credenza with 30" file drawers on left	A B	*1"*	*1-1/16"*	*1-5/8"*	*1-9/16"*	*1-5/8"*	*1-9/16"*
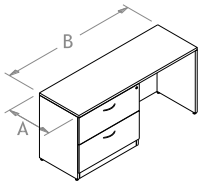	**CL302060**	1066	1339	1142	1319	1397	1589
20"	**CL302066**	1094	1259	1178	1370	1447	1654
	CL302072	1122	1305	1221	1423	1503	1721
	CL302084	1178	1392	1300	1525	1610	1870
	CL302460	1122	1328	1242	1423	1497	1691
24"	**CL302466**	1151	1367	1277	1475	1547	1758
	CL302472	1178	1413	1318	1525	1604	1825
	CL302484	1234	1500	1397	1631	1709	1958
Credenza with 30" file drawers on right	A B						
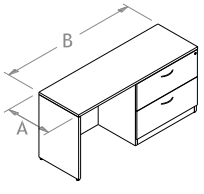	**2060CL30**	1066	1339	1142	1319	1397	1589
20"	**2066CL30**	1094	1259	1178	1370	1447	1654
	2072CL30	1122	1305	1221	1423	1503	1721
	2084CL30	1178	1392	1300	1525	1610	1870
	2460CL30	1122	1328	1242	1423	1497	1691
24"	**2466CL30**	1151	1367	1277	1475	1547	1758
	2472CL30	1178	1413	1318	1525	1604	1825
	2484CL30	1234	1500	1397	1631	1709	1958

HOW TO ORDER?

M _ _ _ (Serie) → **CL30** *If cabinet at the left* — (A B) — **CL30** *If cabinet at the right* (CODE (Specify)) → **FM** (STD) **PM** **SM** (Specify modesty) → **GRL** **GRR** **GRC** **GLR** PF location — **ELPF** (STD) **HAPF** ($) PF style (Option grommets) → **HJAB** (STD) See section: accessories (Option handles)

Notes

Modesties	If the choice of modesty is not specified, the standard is full (FM) Modesty options PM (10" high) or SM (18-1/2" high) are also available, at no charge	p.8
Grommet positions	Add grommets at no charge: GRL (left), GRR (right), GRC (centered) or GLR (left and right)	p.8
Grommet styles	ELPF black grommet (elliptic with Logiflex logo) at no charge HAPF satin nickel grommet also offered / For this option, Add $14 retail / each	p.189
Handles	For types of handles other than the HJAB standard, please choose from the Logiflex list / No charge	p.178

CREDENZAS WITH 36" WIDE LATERAL FILING CABINET

TWO LATERAL FILE DRAWERS ON LEFT OR RIGHT

MANUFACTURING STANDARDS:

HJAB HANDLES / CROSSBARS / FLUSH MODESTY / NO GROMMET

		EDGES / MOULDINGS					
				tfl	*hpl*	*tfl*	*hpl*
		tfl	*hpl*	MAR	MARL	MAW	MAWL
	CODE	ML	MLL	MA	MAL	MAX	MAXL
Credenza with 36" file drawers on left	A B	*1"*	*1-1/16"*	*1-5/8"*	*1-9/16"*	*1-5/8"*	*1-9/16"*
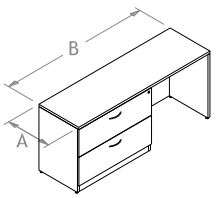	CL362060	1077	1301	1221	1401	1475	1668
20"	CL362066	1107	1340	1256	1452	1525	1735
	CL362072	1134	1389	1300	1506	1581	1803
	CL362084	1191	1474	1378	1608	1689	1951
	CL362460	1134	1408	1318	1506	1575	1773
24"	CL362466	1164	1449	1355	1556	1623	1841
	CL362472	1191	1495	1397	1608	1680	2055
	CL362484	1249	1582	1475	1714	1788	2191
Credenza with 36" file drawers on right	A B						
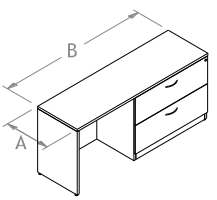	2060CL36	1077	1301	1221	1401	1475	1668
20"	2066CL36	1107	1340	1256	1452	1525	1735
	2072CL36	1134	1389	1300	1506	1581	1803
	2084CL36	1191	1474	1378	1608	1689	1951
	2460CL36	1134	1408	1318	1506	1575	1773
24"	2466CL36	1164	1449	1355	1556	1623	1841
	2472CL36	1191	1495	1397	1608	1680	2055
	2484CL36	1249	1582	1475	1714	1788	2191

HOW TO ORDER?

M _ _ _ (Serie) → CL36 *If cabinet at the left* — (A B) — CL36 *If cabinet at the right* (CODE (Specify)) → **FM** (STD) **PM** **SM** (Specify modesty) → **GRL** **GRR** **GRC** **GLR** PF location — **ELPF** (STD) **HAPF**($) PF style (Option grommets) → **HJAB** (STD) See section: accessories (Specify handles)

Notes

Modesties	If the choice of modesty is not specified, the standard is full (FM) Modesty options PM (10" high) or SM (18-1/2" high) are also available, at no charge	p.8
Grommet positions	Add grommets at no charge: GRL (left), GRR (right), GRC (centered) or GLR (left and right)	p.8
Grommet styles	ELPF black grommet (elliptic with Logiflex logo) at no charge HAPF satin nickel grommet also offered / For this option, Add $14 retail / each	p.189
Handles	For types of handles other than the HJAB standard, please choose from the Logiflex list / No charge	p.178

CREDENZAS WITH 42" WIDE LATERAL FILING CABINET

TWO LATERAL FILE DRAWERS ON LEFT OR RIGHT

MANUFACTURING STANDARDS:

HJAB HANDLES / CROSSBARS / FLUSH MODESTY / NO GROMMET

		EDGES / MOULDINGS					
		tfl	*hpl*	*tfl*	*hpl*	*tfl*	*hpl*
				MAR	MARL	MAW	MAWL
	CODE	ML	MLL	MA	MAL	MAX	MAXL
Credenza with 42" file drawers on left	A B	*1"*	*1-1/16"*	*1-5/8"*	*1-9/16"*	*1-5/8"*	*1-9/16"*
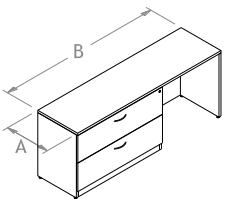	**CL422060**	1205	1384	1300	1483	1553	1751
	CL422066	1230	1422	1334	1535	1604	1817
20"	**CL422072**	1265	1471	1378	1589	1660	1883
	CL422084	1320	1553	1452	1691	1765	2033
	CL422460	1283	1490	1397	1589	1652	1853
24"	**CL422466**	1309	1531	1434	1641	1703	1923
	CL422472	1339	1578	1475	1691	1758	1989
	CL422484	1395	1664	1553	1794	1865	2122
	A B						
Credenza with 42" file drawers on right	**2060CL42**	1205	1384	1300	1483	1553	1751
20"	**2066CL42**	1230	1422	1334	1535	1604	1817
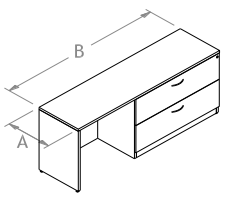	**2072CL42**	1265	1471	1378	1589	1660	1883
	2084CL42	1320	1553	1452	1691	1765	2033
	2460CL42	1283	1490	1397	1589	1652	1853
24"	**2466CL42**	1309	1531	1434	1641	1703	1923
	2472CL42	1339	1578	1475	1691	1758	1989
	2484CL42	1395	1664	1553	1794	1865	2122

HOW TO ORDER?

M _ _ _ (Serie) … **CL42** *If cabinet at the left* — (A B) — **CL42** *If cabinet at the right* (CODE (Specify)) … **FM** (STD) **PM** **SM** (Specify modesty) … **GRL** **GRR** **GRC** **GLR** PF location — **ELPF** (STD) **HAPF**($) PF style (Option grommets) … **HJAB** (STD) See section: accessories (Specify handles)

Notes		See
Modesties	If the choice of modesty is not specified, the standard is full (FM) Modesty options PM (10" high) or SM (18-1/2" high) are also available, at no charge	p.8
Grommet positions	Add grommets at no charge: GRL (left), GRR (right), GRC (centered) or GLR (left and right)	p.8
Grommet styles	ELPF black grommet (elliptic with Logiflex logo) at no charge HAPF satin nickel grommet also offered / For this option, Add $14 retail / each	p.189
Handles	For types of handles other than the HJAB standard, please choose from the Logiflex list / No charge	p.178

CREDENZAS WITH 30"W CABINET

TWO-DOOR CABINET ON LEFT OR RIGHT

MANUFACTURING STANDARDS:

HJAB HANDLES / 1 ADJUSTABLE SHELF / FLUSH MODESTY / NO GROMMET

		EDGES / MOULDINGS					
				tfl	*hpl*	*tfl*	*hpl*
		tfl	*hpl*	MAR	MARL	MAW	MAWL
	CODE	ML	MLL	MA	MAL	MAX	MAXL
Credenza with 30" cabinet on left	A B	*1"*	*1-1/16"*	*1-5/8"*	*1-9/16"*	*1-5/8"*	*1-9/16"*
20"	AR302060	958	1105	1022	1169	1277	1437
	AR302066	988	1147	1056	1215	1327	1497
	AR302072	1017	1187	1099	1274	1383	1572
	AR302084	1066	1264	1178	1370	1491	1699
24"	AR302460	972	1142	1065	1237	1318	1506
	AR302466	1017	1198	1107	1296	1378	1578
	AR302472	1055	1251	1151	1347	1434	1646
	AR302484	1134	1358	1227	1452	1540	1781
Credenza with 30" cabinet on right	A B						
20"	2060AR30	958	1105	1022	1169	1277	1437
	2066AR30	988	1147	1056	1215	1327	1497
	2072AR30	1017	1187	1099	1274	1383	1572
	2084AR30	1066	1264	1178	1370	1491	1699
24"	2460AR30	972	1142	1065	1237	1318	1506
	2466AR30	1017	1198	1107	1296	1378	1578
	2472AR30	1055	1251	1151	1347	1434	1646
	2484AR30	1134	1358	1227	1452	1540	1781

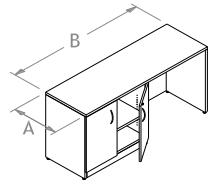

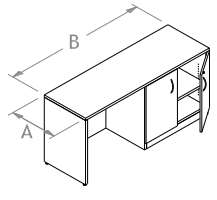

HOW TO ORDER?

M _ _ _ (Serie) → AR30 *If cabinet at the left* — (A B) — AR30 *If cabinet at the right* (CODE (Specify)) → FM (STD) PM SM (Specify modesty) → GRL GRR GRC GLR PF location — ELPF (STD) HAPF ($) PF style (Option grommets) → HJAB (STD) See section: accessories (Specify handles)

Notes		See
Modesties	If the choice of modesty is not specified, the standard is full (FM) Modesty options PM (10" high) or SM (18-1/2" high) are also available, at no charge	p.8
Grommet positions	Add grommets at no charge: GRL (left), GRR (right), GRC (centered) or GLR (left and right)	p.8
Grommet styles	ELPF black grommet (elliptic with Logiflex logo) at no charge HAPF satin nickel grommet also offered / For this option, Add $14 retail / each	p.189
Handles	For types of handles other than the HJAB standard, please choose from the Logiflex list / No charge	p.178

CREDENZAS WITH 36"W CABINET

TWO-DOOR CABINET ON LEFT OR RIGHT

MANUFACTURING STANDARDS:

HJAB HANDLES / 1 ADJUSTABLE SHELF / FLUSH MODESTY / NO GROMMET

		EDGES / MOULDINGS					
		tfl	*hpl*	*tfl*	*hpl*	*tfl*	*hpl*
				MAR	MARL	MAW	MAWL
	CODE	ML	MLL	MA	MAL	MAX	MAXL
Credenza with 36" cabinet on left	A B	*1"*	*1-1/16"*	*1-5/8"*	*1-9/16"*	*1-5/8"*	*1-9/16"*
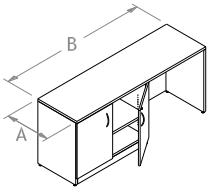	**AR362060**	988	1137	1055	1209	1312	1461
20"	**AR362066**	1017	1177	1094	1251	1362	1535
	AR362072	1050	1221	1134	1311	1419	1608
	AR362084	1107	1301	1213	1407	1525	1735
	AR362460	1017	1187	1099	1274	1355	1544
24"	**AR362466**	1043	1226	1142	1332	1412	1617
	AR362472	1077	1274	1185	1384	1470	1684
	AR362484	1134	1360	1264	1490	1575	1803
Credenza with 36" cabinet on right	A B						
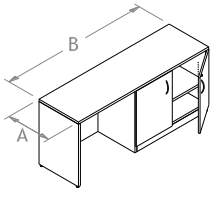	**2060AR36**	988	1137	1055	1209	1312	1461
20"	**2066AR36**	1017	1177	1094	1251	1362	1535
	2072AR36	1050	1221	1134	1311	1419	1608
	2084AR36	1107	1301	1213	1407	1525	1735
	2460AR36	1017	1187	1099	1274	1355	1544
24"	**2466AR36**	1043	1226	1142	1332	1412	1617
	2472AR36	1077	1274	1185	1384	1470	1684
	2484AR36	1134	1360	1264	1490	1575	1803

HOW TO ORDER?

M _ _ _ (Serie) → **AR36** *If cabinet at the left* — (A B) — **AR36** *If cabinet at the right* (CODE (Specify)) → **FM** (STD) **PM** **SM** (Specify modesty) → **GRL** **GRR** **GRC** **GLR** PF location — **ELPF** (STD) **HAPF**($) PF style (Option grommets) → **HJAB** (STD) See section: accessories (Specify handles)

Notes		See
Modesties	If the choice of modesty is not specified, the standard is full (FM) Modesty options PM (10" high) or SM (18-1/2" high) are also available, at no charge	p.8
Grommet positions	Add grommets at no charge: GRL (left), GRR (right), GRC (centered) or GLR (left and right)	p.8
Grommet styles	ELPF black grommet (elliptic with Logiflex logo) at no charge HAPF satin nickel grommet also offered / For this option, Add $14 retail / each	p.189
Handles	For types of handles other than the HJAB standard, please choose from the Logiflex list / No charge	p.178

CREDENZAS WITH 42"W CABINET

TWO-DOOR CABINET ON LEFT OR RIGHT

MANUFACTURING STANDARDS:

HJAB HANDLES / 1 ADJUSTABLE SHELF / FLUSH MODESTY / NO GROMMET

		EDGES / MOULDINGS					
		tfl	*hpl*	*tfl*	*hpl*	*tfl*	*hpl*
				MAR	MARL	MAW	MAWL
	CODE	ML	MLL	MA	MAL	MAX	MAXL
	A B	*1"*	*1-1/16"*	*1-5/8"*	*1-9/16"*	*1-5/8"*	*1-9/16"*
Credenza with 42" cabinet on left							
20"	AR422060	1040	1182	1107	1259	1362	1525
	AR422066	1065	1221	1142	1304	1412	1589
	AR422072	1099	1267	1185	1365	1470	1660
	AR422084	1157	1355	1264	1461	1575	1788
24"	AR422460	1067	1232	1151	1327	1405	1595
	AR422466	1071	1254	1169	1384	1462	1668
	AR422472	1128	1324	1234	1437	1519	1735
	AR422484	1178	1411	1312	1544	1623	1870
	A B						
Credenza with 42" cabinet on right							
20"	2060AR42	1040	1182	1107	1259	1362	1525
	2066AR42	1065	1221	1142	1304	1412	1589
	2072AR42	1099	1267	1185	1365	1470	1660
	2084AR42	1157	1355	1264	1461	1575	1788
24"	2460AR42	1067	1232	1151	1327	1405	1595
	2466AR42	1071	1254	1169	1384	1462	1668
	2472AR42	1128	1324	1234	1437	1519	1735
	2484AR42	1178	1411	1312	1544	1623	1870

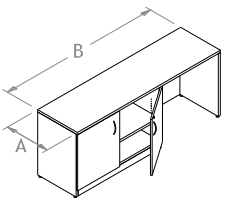

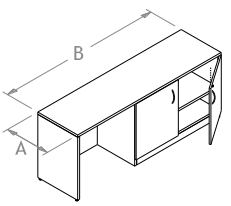

HOW TO ORDER?

M _ _ _ (Serie) → AR42 *If cabinet at the left* — (A B) — AR42 *If cabinet at the right* (CODE (Specify)) → FM (STD) / PM / SM (Specify modesty) → GRL / GRR / GRC / GLR (PF location) — ELPF (STD) / HAPF($) (PF style) (Option grommets) → HJAB (STD) See section: accessories (Specify handles)

Notes		See
Modesties	If the choice of modesty is not specified, the standard is full (FM) Modesty options PM (10" high) or SM (18-1/2" high) are also available, at no charge	p.8
Grommet positions	Add grommets at no charge: GRL (left), GRR (right), GRC (centered) or GLR (left and right)	p.8
Grommet styles	ELPF black grommet (elliptic with Logiflex logo) at no charge HAPF satin nickel grommet also offered / For this option, Add $14 retail / each	p.189
Handles	For types of handles other than the HJAB standard, please choose from the Logiflex list / No charge	p.178

COMBINATION CREDENZAS WITH LATERAL FILE DRAWERS AND/OR CABINET

MANUFACTURING STANDARDS:

HJAB HANDLES /ADJUSTABLE SHELF (SHELVES) / CROSSBAR(S) / FLUSH MODESTY / NO GROMMET

		EDGES / MOULDINGS					
				tfl	*hpl*	*tfl*	*hpl*
		tfl	*hpl*	MAR	MARL	MAW	MAWL
	CODE	ML	MLL	MA	MAL	MAX	MAXL
Credenza with 2 cabinet sections	A B	*1"*	*1-1/16"*	*1-5/8"*	*1-9/16"*	*1-5/8"*	*1-9/16"*
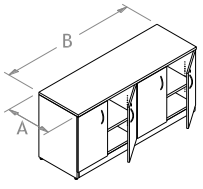	**2060ARAR**	1157	1308	1227	1384	1482	1581
20"	**2066ARAR**	1191	1369	1283	1452	1553	1735
	2072ARAR	1227	1416	1327	1513	1610	1809
	2084ARAR	1397	1524	1426	1631	1738	1958
	2460ARAR	1191	1380	1292	1475	1547	1743
24"	**2466ARAR**	1227	1434	1340	1544	1610	1825
	2472ARAR	1269	1488	1391	1601	1674	1899
	2484ARAR	1441	1590	1482	1721	1793	2048
Credenza with cabinet on left and lateral file drawers on right	A B						
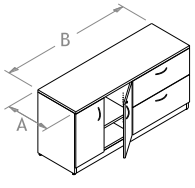	**2060ARCL**	1355	1592	1497	1668	1753	1937
20"	**2066ARCL**	1384	1638	1540	1721	1809	2002
	2072ARCL	1419	1693	1589	1788	1873	2086
	2084ARCL	1491	1801	1689	1906	2016	2233
	2460ARCL	1453	1728	1623	1825	1880	2093
24"	**2466ARCL**	1486	1783	1674	1893	1929	2160
	2472ARCL	1519	1839	1723	1951	1979	2222
	2484ARCL	1632	1939	1815	2071	2071	2339
Credenza with lateral file drawers on left and cabinet on right	A B						
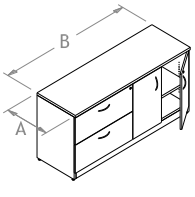	**2060CLAR**	1355	1592	1497	1668	1753	1937
20"	**2066CLAR**	1384	1638	1540	1721	1809	2002
	2072CLAR	1419	1693	1589	1788	1873	2086
	2084CLAR	1491	1801	1689	1906	2016	2233
	2460CLAR	1453	1728	1623	1825	1880	2093
24"	**2466CLAR**	1486	1783	1674	1893	1929	2160
	2472CLAR	1519	1839	1723	1951	1979	2222
	2484CLAR	1632	1939	1815	2071	2071	2339
Credenza with 2 sets of lateral file drawers	A B						
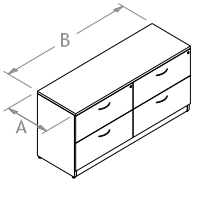	**2060CLCL**	1491	1666	1568	1743	1822	2013
20"	**2066CLCL**	1568	1757	1652	1841	1923	2122
	2072CLCL	1639	1848	1738	1944	2021	2240
	2084CLCL	1845	2030	1907	2139	2220	2465
	2460CLCL	1639	1848	1738	1944	1993	2211
24"	**2466CLCL**	1717	1939	1822	2048	2093	2331
	2472CLCL	1788	2031	1907	2144	2193	2443
	2484CLCL	1987	2213	2076	2346	2390	2674

HOW TO ORDER?

M _ _ _ (Serie) → (A B) (CODE (specify)) → ARAR / ARCL / CLAR / CLCL → **HJAB** (STD) See section: accessories (Specify handles)

Notes **See**

Handles For types of handles other than the HJAB standard, please choose from the Logiflex list / No charge

p.178

SERVER CREDENZAS

TWO CABINETS / 36" HIGH

MANUFACTURING STANDARDS:

HJAB HANDLES / TWO ADJUSTABLE SHELVES PER CABINET / FLUSH MODESTY / NO GROMMET

36" high server credenza

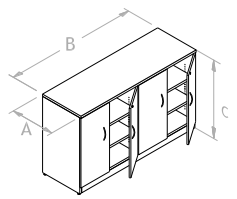

	CODE	EDGES / MOULDINGS tfl	EDGES / MOULDINGS hpl	tfl MAR	hpl MARL	tfl MAW	hpl MAWL
		ML	MLL	MA	MAL	MAX	MAXL
	A B C	1"	1-1/16"	1-5/8"	1-9/16"	1-5/8"	1-9/16"
20"	2060SCARAR36	1497	1666	1568	1743	1822	2013
	2066SCARAR36	1547	1726	1623	1809	1894	2093
	2072SCARAR36	1595	1788	1680	1883	1966	2180
	2084SCARAR36	1793	2017	1894	2122	2206	2450
24"	2460SCARAR36	1531	1707	1604	1803	1858	2071
	2466SCARAR36	1581	1769	1660	1877	1929	2160
	2472SCARAR36	1674	1875	1758	1989	2042	2286
	2484SCARAR36	1838	2066	1936	2198	2250	2524

HOW TO ORDER?

M _ _ _ (Serie) → (A B) — SCARAR36 (CODE (Specify)) → HJAB (STD) (Specify handles) — See section: accessories

Notes **See**

Handles For types of handles other than the HJAB standard, please choose from the Logiflex list / No charge

p.178

TRANSACTION TOPS

SHELVES TO PUT ON TOP OF WORK SURFACES

MANUFACTURING STANDARDS: 13" HIGH

		EDGES / MOULDINGS					
		tfl	*hpl*	*tfl*	*hpl*	*tfl*	*hpl*
				MAR	MARL	MAW	MAWL
	CODE	ML	MLL	MA	MAL	MAX	MAXL
Transaction top	A B C	*1"*	*1-1/16"*	*1-5/8"*	*1-9/16"*	*1-5/8"*	*1-9/16"*
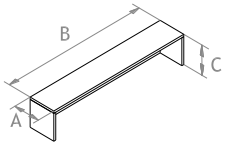	**1260RS13**	283	387	340	428	—	—
	1266RS13	299	413	362	459	—	—
	1272RS13	313	436	381	485	—	—
	1284RS13	341	483	420	542	—	—
	A B C D						
Convex transaction top (CX)	**121560RS13**	425	558	496	610	—	—
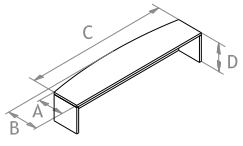	**121566RS13**	442	586	520	645	—	—
	121572RS13	453	610	539	673	—	—
	121584RS13	482	662	581	735	—	—
	A B C						
Left transaction-top extension	**1242RS13L**	228	301	268	331	—	—
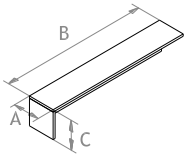	**1248RS13L**	241	324	293	364	—	—
	1254RS13L	256	350	313	393	—	—
	1260RS13L	270	372	327	414	—	—
	1266RS13L	283	396	346	441	—	—
	1272RS13L	299	439	378	498	—	—
	A B C						
Right transaction-top extension	**1242RS13R**	228	301	268	331	—	—
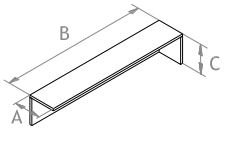	**1248RS13R**	241	324	293	364	—	—
	1254RS13R	256	350	313	393	—	—
	1260RS13R	270	372	327	414	—	—
	1266RS13R	283	396	346	441	—	—
	1272RS13R	299	439	378	498	—	—

HOW TO ORDER?

Transaction top: M___ (Serie) ... (A B) RS (C) (CODE)

Convex transaction top (CX): M___ (Serie) ... (A B C) RS (D) (CODE)

Transaction-top extension: M___ (Serie) ... (A B) RS (C) L/R (CODE)

CABINETS HUTCHES WITH ONE DOOR

MANUFACTURING STANDARDS:

HJAB HANDLE / NO LOCK / WITH ADJUSTABLE SHELVES

	CODE	EDGES / MOULDINGS tfl	EDGES / MOULDINGS hpl	tfl MAR	hpl MARL	tfl MAW	hpl MAWL
		ML	MLL	MA	MAL	MAX	MAXL
Cabinet hutch 37"H with 1 door opening to the left / With 2 adjustable shelves	A B C	1"	1-1/16"	1-5/8"	1-9/16"	1-5/8"	1-9/16"
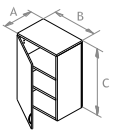	1618HARL37	420	—	449	—	523	—
	1620HARL37	451	—	483	—	561	—
	1624HARL37	480	—	519	—	605	—
Cabinet hutch 43"H with 1 door opening to the left / With 2 adjustable shelves	1618HARL43	462	—	491	—	565	—
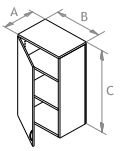	1620HARL43	493	—	524	—	603	—
	1624HARL43	522	—	561	—	647	—
Cabinet hutch 55"H with 1 door opening to the left / With 3 adjustable shelves	1618HARL55	505	—	534	—	608	—
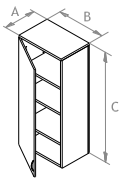	1620HARL55	535	—	567	—	645	—
	1624HARL55	564	—	603	—	689	—
Cabinet hutch 37"H with 1 door opening to the right / With 2 adjustable shelves	A B C						
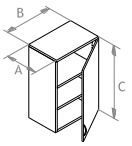	1618HARR37	420	—	449	—	523	—
	1620HARR37	451	—	483	—	561	—
	1624HARR37	480	—	519	—	605	—
Cabinet hutch 43"H with 1 door opening to the right / With 2 adjustable shelves	A B C						
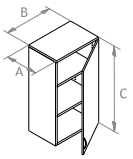	1618HARR43	462	—	491	—	565	—
	1620HARR43	493	—	524	—	603	—
	1624HARR43	522	—	561	—	647	—
Cabinet hutch 55"H with 1 door opening to the right / With 3 adjustable shelves	A B C						
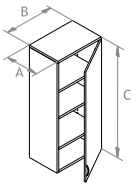	1618HARR55	505	—	534	—	608	—
	1620HARR55	535	—	567	—	645	—
	1624HARR55	564	—	603	—	689	—

HOW TO ORDER?

M _ _ _ (Serie) ... (A B) HARL / HARR (C) (CODE) ... HJAB (STD) See section: Accessories / Specify handles ... LK / Option locks

Notes		See
Handles	For types of handles other than the HJAB standard, please choose from the Logiflex list / No charge	p.178
Locks	Black lock (LKBL) or satin nickel lock (LKSN) offered as options / Add $34 retail / Match to handle colour	p.189

CABINET HUTCHES WITH TWO DOORS

MANUFACTURING STANDARDS:

HJAB HANDLES / NO LOCK / WITH ADJUSTABLE SHELVES

	CODE	EDGES / MOULDINGS tfl	EDGES / MOULDINGS hpl	tfl MAR	hpl MARL	tfl MAW	hpl MAWL
		ML	MLL	MA	MAL	MAX	MAXL
Cabinet hutch 37"H with 2 doors and 2 adjustable shelves	A B C	1"	1-1/16"	1-5/8"	1-9/16"	1-5/8"	1-9/16"
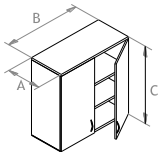	1630HAR37	735	—	783	—	882	—
	1636HAR37	766	—	824	—	935	—
	1642HAR37	813	—	880	—	1001	—
Cabinet hutch 43"H with 2 doors and 2 adjustable shelves	A B C						
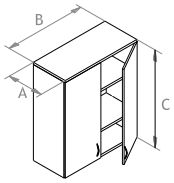	1630HAR43	819	—	867	—	965	—
	1636HAR43	850	—	907	—	1019	—
	1642HAR43	896	—	963	—	1086	—
Cabinet hutch 55"H with 2 doors and 3 adjustable shelves	A B C						
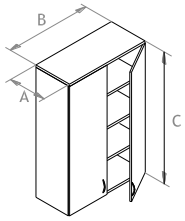	1630HAR55	903	—	952	—	1050	—
	1636HAR55	935	—	993	—	1102	—
	1642HAR55	981	—	1046	—	1169	—

HOW TO ORDER?

M _ _ _ (Serie) ... (A B) HAR (C) (CODE) ... HJAB (STD) See section: Accessories Specify handles ... LK Option locks

Notes		See
Handles	For types of handles other than the HJAB standard, please choose from the Logiflex list / No charge	p.178
Locks	Black lock (LKBL) or satin nickel lock (LKSN) offered as options / Add $34 retail / Match to handle colour	p.189

CABINET HUTCHES WITH ONE DOOR IN GLASS OR PLEXIGLASS

MANUFACTURING STANDARDS:

SATIN NICKEL ALUMINIUM FRAME / HJA HANDLE / NO LOCK / WITH ADJUSTABLE SHELVES

		EDGES / MOULDINGS					
				tfl	*hpl*	*tfl*	*hpl*
		tfl	*hpl*	MAR	MARL	MAW	MAWL
	CODE	ML	MLL	MA	MAL	MAX	MAXL
Cabinet hutch 37"H with 1 frosted glass door opening to the left and 2 adjustable shelves 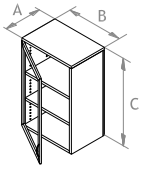	A B C	*1"*	*1-1/16"*	*1-5/8"*	*1-9/16"*	*1-5/8"*	*1-9/16"*
	1618HARLPV37	725	—	755	—	828	—
	1620HARLPV37	790	—	822	—	901	—
	1624HARLPV37	887	—	926	—	1012	—
Cabinet hutch 43"H with 1 frosted glass door opening to the left and 2 adjustable shelves 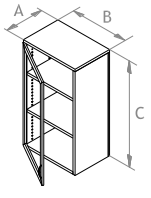	A B C						
	1618HARLPV43	818	—	847	—	921	—
	1620HARLPV43	886	—	919	—	997	—
	1624HARLPV43	996	—	1034	—	1121	—
Cabinet hutch 55"H with 1 frosted glass door opening to the left and 3 adjustable shelves 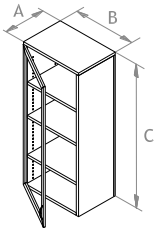	A B C						
	1618HARLPV55	959	—	987	—	1062	—
	1620HARLPV55	1039	—	1072	—	1148	—
	1624HARLPV55	1169	—	1208	—	1295	—

HOW TO ORDER?

M _ _ _ (Serie) → (A B) HARLPV (C) (CODE) → VS (STD) See: *Color chart* **Specify** (glass/plexiglass) → **Attention!** HJA (Satin nickel, STD) See section: **Accessories** **Specify** handles → LK **Option** locks

Notes		See
Handles	For a type of handle other than the HJA standard, please choose from the Logiflex list / No charge	p.178
Locks	Black lock (LKBL) or satin nickel lock (LKSN) offered as options / Add $34 retail / Match to handle colour	p.189
Glass or plexiglass finishes:	If the choice of glass is not specified, the standard is frosted glass (VS) For a type of glass other than the standard frosted glass (VS), please choose from the Logiflex color chart. / Prices available upon quotation request.	

CABINET HUTCHES WITH ONE DOOR IN GLASS OR PLEXIGLASS

MANUFACTURING STANDARDS:

SATIN NICKEL ALUMINIUM FRAME / HJA HANDLE / NO LOCK / WITH ADJUSTABLE SHELVES

	CODE	EDGES / MOULDINGS tfl	EDGES / MOULDINGS hpl	tfl MAR	hpl MARL	tfl MAW	hpl MAWL
		ML	MLL	MA	MAL	MAX	MAXL
Cabinet hutch 37"H with 1 frosted glass door opening to the right and 2 adjustable shelves 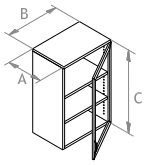	A B C	1"	1-1/16"	1-5/8"	1-9/16"	1-5/8"	1-9/16"
	1618HARRPV37	725	—	755	—	828	—
	1620HARRPV37	790	—	822	—	901	—
	1624HARRPV37	887	—	926	—	1012	—
Cabinet hutch 43"H with 1 frosted glass door opening to the right and 2 adjustable shelves 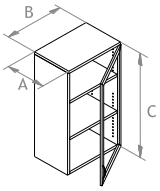	A B C						
	1618HARRPV43	818	—	847	—	921	—
	1620HARRPV43	886	—	919	—	997	—
	1624HARRPV43	996	—	1034	—	1121	—
Cabinet hutch 55"H with 1 frosted glass door opening to the right and 3 adjustable shelves 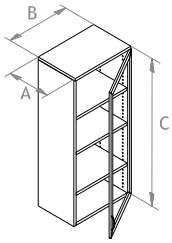	A B C						
	1618HARRPV55	959	—	987	—	1062	—
	1620HARRPV55	1039	—	1072	—	1148	—
	1624HARRPV55	1169	—	1208	—	1295	—

HOW TO ORDER?

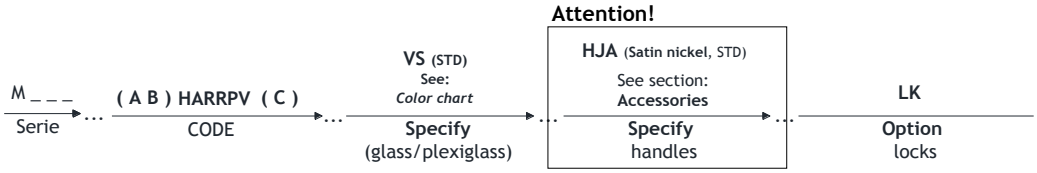

Notes		See
Handles	For a type of handle other than the HJA standard, please choose from the Logiflex list / No charge	p.178
Locks	Black lock (LKBL) or satin nickel lock (LKSN) offered as options / Add $34 retail / Match to handle colour	p.189
Glass or plexiglass finishes	If the choice of glass is not specified, the standard is frosted glass (VS) For a type of glass other than the standard frosted glass (VS), please choose from the Logiflex color chart. / Prices available upon quotation request.	

CABINET HUTCHES WITH TWO DOORS IN GLASS OR PLEXIGLASS

MANUFACTURING STANDARDS:

SATIN NICKEL ALUMINIUM FRAMES / HJA HANDLES / NO LOCK / WITH ADJUSTABLE SHELVES

		EDGES / MOULDINGS					
		tfl	*hpl*	*tfl*	*hpl*	*tfl*	*hpl*
				MAR	MARL	MAW	MAWL
	CODE	ML	MLL	MA	MAL	MAX	MAXL
Cabinet hutch 37"H with 2 frosted glass doors and 2 adjustable shelves 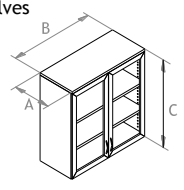	A B C	*1"*	*1-1/16"*	*1-5/8"*	*1-9/16"*	*1-5/8"*	*1-9/16"*
	1630HARPV37	1324	—	1372	—	1470	—
	1636HARPV37	1351	—	1408	—	1519	—
	1642HARPV37	1473	—	1540	—	1662	—
Cabinet hutch 43"H with 2 frosted glass doors and 2 adjustable shelves 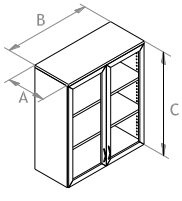	A B C						
	1630HARPV43	1362	—	1409	—	1508	—
	1636HARPV43	1532	—	1588	—	1700	—
	1642HARPV43	1664	—	1732	—	1855	—
Cabinet hutch 55"H with 2 frosted glass doors and 3 adjustable shelves 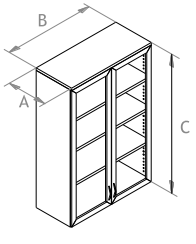	A B C						
	1630HARPV55	1673	—	1720	—	1819	—
	1636HARPV55	1870	—	1928	—	2039	—
	1642HARPV55	2037	—	2104	—	2227	—

HOW TO ORDER?

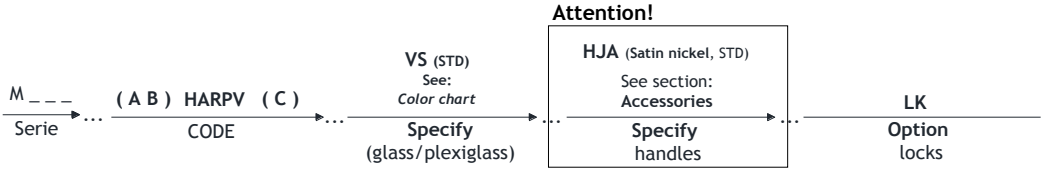

Notes		See
Handles	For handles other than the HJA standard, please choose from the Logiflex list / No charge	p.178
Locks	Black lock (LKBL) or satin nickel lock (LKSN) offered as options / Add $34 retail / Match to handle colour	p.189
Glass or plexiglass finishes	If the choice of glass is not specified, the standard is frosted glass (VS) For a type of glass other than the standard frosted glass (VS), please choose from the Logiflex color chart. / Prices available upon quotation request.	

CORNER HUTCHES

	EDGES / MOULDINGS		tfl	hpl	tfl	hpl
	tfl	hpl	MAR	MARL	MAW	MAWL
CODE	ML	MLL	MA	MAL	MAX	MAXL
A B C	1"	1-1/16"	1-5/8"	1-9/16"	1-5/8"	1-9/16"
1618HOBL37	460	—	659	—	765	—
1618HOBL43	497	—	716	—	822	—
1618HOBL55	531	—	771	—	877	—

Corner hutch (for installation on left)

with adjustable shelves

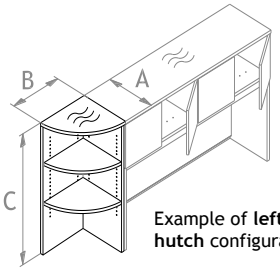

Example of **left corner hutch** configuration

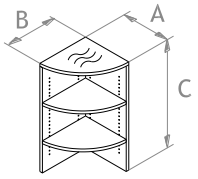

(Direction of surface wood grain)

A B C						
1618HOBR37	460	—	659	—	765	—
1618HOBR43	497	—	716	—	822	—
1618HOBR55	531	—	771	—	877	—

Corner hutch (for installation on right)

with adjustable shelves

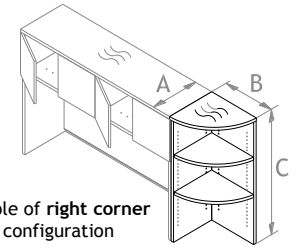

Example of **right corner hutch** configuration

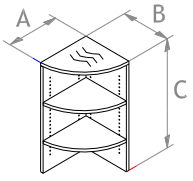

(Direction of surface wood grain)

HOW TO ORDER?

M _ _ _ → ... (A B) HOBL / HOBR (C)

Serie — CODE

Notes **See**

Adjustable shelves: Hutches that are 37" high and 43" high contain 2 adjustable shelves / Hutches that are 55" high contain 3 adjustable shelves

WALL HUTCHES

MANUFACTURING STANDARDS:
NO HANDLES / NO LOCKS / PRE-DRILLED HOLES FOR WIRE DIVIDERS (Wire dividers not included) / TASK-LIGHT CONCEALER / Z-BARS FOR WALL MOUNTING (Hardware not included)

		EDGES / MOULDINGS		tfl	hpl	tfl	hpl
		tfl	hpl	MAR	MARL	MAW	MAWL
	CODE	ML	MLL	MA	MAL	MAX	MAXL
Hutch with laminate hinged doors	A B	1"	1-1/16"	1-5/8"	1-9/16"	1-5/8"	1-9/16"
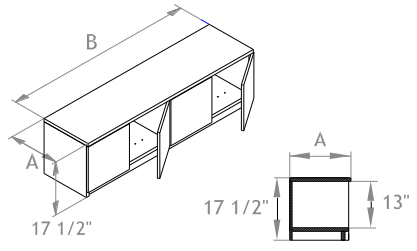	1630HPW	404	—	469	—	525	—
	1636HPW	460	—	533	—	598	—
	1642HPW	518	—	600	—	670	—
	1648HPW	575	—	667	—	744	—
	1654HPW	652	—	759	—	838	—
	1660HPW	710	—	835	—	921	—
	1666HPW	771	—	902	—	993	—
	1672HPW	802	—	935	—	1031	—
	1684HPW	876	—	1034	—	1141	—
Hutch with glass or plexiglass doors	A B						
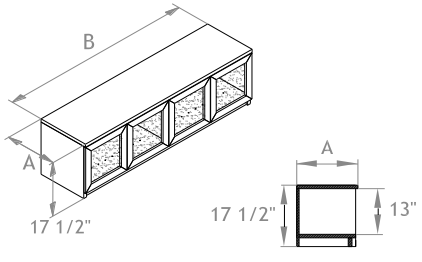	1630HPVW	622	—	656	—	804	—
	1636HPVW	706	—	751	—	913	—
	1642HPVW	812	—	864	—	1041	—
	1648HPVW	945	—	1005	—	1197	—
	1654HPVW	1080	—	1148	—	1351	—
	1660HPVW	1193	—	1269	—	1487	—
	1666HPVW	1302	—	1384	—	1616	—
	1672HPVW	1382	—	1473	—	1715	—
	1684HPVW	1572	—	1677	—	1944	—
Number of doors for HP hutches:	30" to 42": 2 doors | 48" to 54": 3 doors | 60" to 72": 4 doors | 84": 5 doors						
Hutch with retractable door(s)	A B						
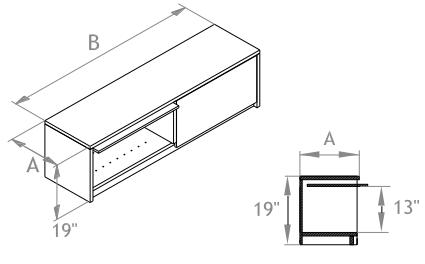	1630HZW	639	—	711	—	767	—
	1636HZW	675	—	754	—	817	—
	1642HZW	710	—	793	—	860	—
	1648HZW	745	—	843	—	919	—
	1654HZW	851	—	959	—	1039	—
	1660HZW	915	—	1033	—	1122	—
	1666HZW	958	—	1095	—	1182	—
	1672HZW	994	—	1144	—	1242	—
	1684HZW	1097	—	1256	—	1362	—
Number of doors for HZ hutches:	30" to 42": 1 door 48" to 84": 2 doors						

HOW TO ORDER?

M _ _ _ (Serie) → ... → (A B) HPW HPVW HZW (CODE) → ... → VS (STD) See: *Color chart* (Specify (for HPW hutches) glass/plexiglass) → ... → without locks (STD) LKBL (black) LKSN (Satin nickel) (Option locks) → ... → DVD (Option dividers) → ... → See section: Accessories (Option handles)

Notes		See
Handles	To add handles, please choose from the Logiflex list / Add $11 retail each	p.178
Locks	Black lock (LKBL) or satin nickel lock (LKSN) offered as options / Add $34 retail / Match to handle colour	p.189
Glass or plexiglass finishes	If the choice of glass is not specified, the standard is frosted glass (VS) For a type of glass other than the standard frosted glass (VS), please choose from the Logiflex color chart. / Prices available upon quotation request.	
Divider option	Set of 3 wire dividers (DVD) offered as an option / Add $22 retail per set	p.188
Attention:	Logiflex is not responsible for the installation of wall hutches. This responsibility belongs entirely to the distributor or the client.	

WALL HUTCHES WITH PIGEON HOLE UNITS

MANUFACTURING STANDARDS:

NO HANDLES / NO LOCKS / PRE-DRILLED HOLES FOR WIRE DIVIDERS (Wire dividers not included) / TASK-LIGHT CONCEALER / Z-BARS FOR WALL MOUNTING (Hardware not included)

		EDGES / MOULDINGS					
		tfl	*hpl*	*tfl*	*hpl*	*tfl*	*hpl*
				MAR	MARL	MAW	MAWL
	CODE	ML	MLL	MA	MAL	MAX	MAXL
Hutch with laminate hinged doors and pigeon hole unit (compartment interiors are 2-3/8" high)	A B	*1"*	*1-1/16"*	*1-5/8"*	*1-9/16"*	*1-5/8"*	*1-9/16"*
	1630HPPGW	675	—	706	—	762	—
	1636HPPGW	731	—	791	—	862	—
	1642HPPGW	816	—	871	—	940	—
	1648HPPGW	873	—	951	—	1027	—
	1654HPPGW	994	—	1084	—	1163	—
	1660HPPGW	1051	—	1159	—	1246	—
	1666HPPGW	1147	—	1255	—	1343	—
	1672HPPGW	1176	—	1293	—	1391	—
	1684HPPGW	1293	—	1427	—	1534	—
Hutch with glass or plexiglass doors and pigeon hole unit (compartment interiors are 2-3/8" high)	A B						
	1630HPVPGW	859	—	893	—	1041	—
	1636HPVPGW	960	—	1005	—	1169	—
	1642HPVPGW	1080	—	1134	—	1310	—
	1648HPVPGW	1231	—	1291	—	1479	—
	1654HPVPGW	1405	—	1473	—	1675	—
	1660HPVPGW	1518	—	1594	—	1810	—
	1666HPVPGW	1654	—	1737	—	1967	—
	1672HPVPGW	1741	—	1831	—	2073	—
	1684HPVPGW	1962	—	2068	—	2337	—
Number of doors for HP hutches:	**30" to 42": 2 doors | 48" to 54": 3 doors | 60" to 72": 4 doors | 84": 5 doors**						
Hutch with retractable door(s) and pigeon hole unit (compartment interiors are 2-3/8" high)	A B						
	1630HZPGW	908	—	948	—	1003	—
	1636HZPGW	943	—	1007	—	1074	—
	1642HZPGW	1008	—	1065	—	1131	—
	1648HZPGW	1043	—	1126	—	1203	—
	1654HZPGW	1192	—	1283	—	1362	—
	1660HZPGW	1256	—	1359	—	1446	—
	1666HZPGW	1333	—	1446	—	1536	—
	1672HZPGW	1369	—	1502	—	1600	—
	1684HZPGW	1503	—	1644	—	1754	—
Number of doors for HZ hutches:	**30" to 42": 1 door 48" to 84": 2 doors**						

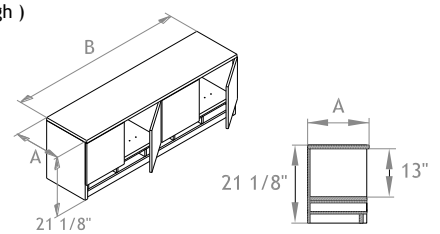

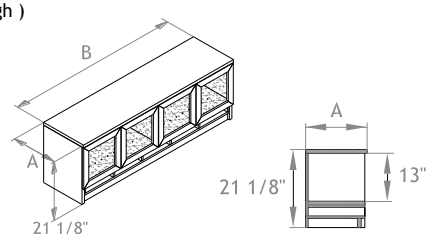

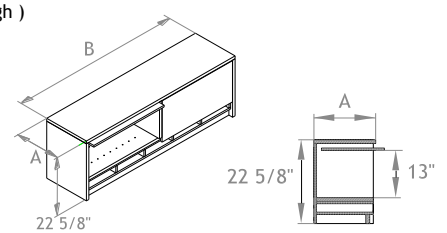

HOW TO ORDER?

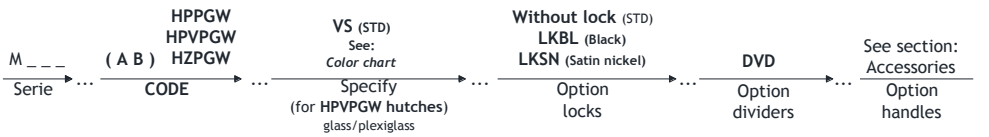

Notes		See
Handles	To add handles, please choose from the Logiflex list / Add $11 retail each	p.178
Locks	Black lock (LKBL) or satin nickel lock (LKSN) offered as options / Add $34 retail / Match to handle colour	p.189
Glass or plexiglass finishes	If the choice of glass is not specified, the standard is frosted glass (VS) For a type of glass other than the standard frosted glass (VS), please choose from the Logiflex color chart. / Prices available upon quotation request.	
Divider option	Set of 3 wire dividers (DVD) offered as an option / Add $22 retail per set	p.188
Attention:	Logiflex is not responsible for the installation of wall hutches. This responsibility belongs entirely to the distributor or the client.	

HUTCHES WITH GLASS OR PLEXIGLASS DOORS

MANUFACTURING STANDARDS:
NO HANDLES / NO LOCKS / SATIN NICKEL ALUMINIUM FRAMES / PRE-DRILLED HOLES FOR WIRE DIVIDERS (Wire dividers not included) / TASK-LIGHT CONCEALER / FLEXIBLE GROMMET ON BACK

		EDGES / MOULDINGS					
				tfl	*hpl*	*tfl*	*hpl*
		tfl	*hpl*	MAR	MARL	MAW	MAWL
	CODE	ML	MLL	MA	MAL	MAX	MAXL
37" high hutch with frosted glass doors	A B C	1"	*1-1/16"*	*1-5/8"*	*1-9/16"*	*1-5/8"*	*1-9/16"*
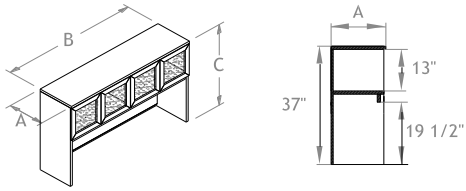	**1630HPV37**	823	—	858	—	1017	—
	1636HPV37	915	—	958	—	1128	—
	1642HPV37	994	—	1043	—	1227	—
	1648HPV37	1128	—	1185	—	1383	—
	1654HPV37	1355	—	1419	—	1632	—
	1660HPV37	1413	—	1491	—	1717	—
	1666HPV37	1497	—	1581	—	1822	—
	1672HPV37	1632	—	1723	—	1979	—
	1684HPV37	2093	—	2199	—	2482	—
43" high hutch with frosted glass doors	A B C						
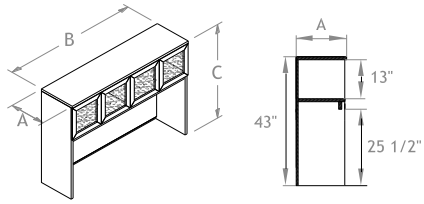	**1630HPV43**	907	—	943	—	1099	—
	1636HPV43	1017	—	1055	—	1227	—
	1642HPV43	1094	—	1142	—	1327	—
	1648HPV43	1227	—	1283	—	1482	—
	1654HPV43	1452	—	1519	—	1730	—
	1660HPV43	1513	—	1589	—	1815	—
	1666HPV43	1595	—	1680	—	1923	—
	1672HPV43	1758	—	1851	—	2106	—
	1684HPV43	2250	—	2355	—	2640	—
55" high hutch with frosted glass doors One adjustable shelf per section	A B C						
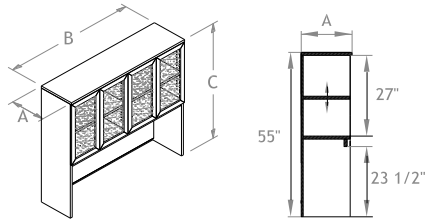	**1630HPAV55**	1553	—	1595	—	1753	—
	1636HPAV55	1715	—	1765	—	1936	—
	1642HPAV55	1914	—	1972	—	2156	—
	1648HPAV55	2112	—	2177	—	2377	—
	1654HPAV55	2102	—	2503	—	2717	—
	1660HPAV55	2613	—	2696	—	2922	—
	1666HPAV55	2802	—	2893	—	3137	—
	1672HPAV55	2950	—	3050	—	3305	—
	1684HPAV55	3310	—	3426	—	3708	—
Number of doors:	**30" to 42": 2 doors | 48" to 54": 3 doors | 60" to 72": 4 doors | 84": 5 doors**						

HOW TO ORDER?

M _ _ _ (Serie) ... (A B) HPV HPAV (C) (CODE) ... LR (STD) HR LH *HH (Specify leg base) ... VS (STD) See: *Color chart* (Specify glass/plexiglass) ... Without lock (STD) LKBL (black) LKSN (Satin nickel) (Option lock) ... DVD (Option dividers) ... See section: Accessories (Option handles) ... TB LI (Option tackboard)

		See
Tackboards	A tackboard can be added under the door section of the hutch	p.89
Leg base	If the choice of base is not specified, the standard is two full legs (LR) Other possible leg configurations: 1/2 leg on left (HR) or 1/2 leg on right (LH) / Add $33 retail For 1/2 legs on left and right (HH), Add $66 retail	p.8
***Warning**	Hutches with half legs (HH) **must be secured** to the wall or to adjacent furniture so that they do not tip forward. Logiflex is not responsible for any accidents caused by hutches that have not been correctly installed.	
Handles	To add handles, please choose from the Logiflex list / Add $11 retail each	p.178
Locks	Black lock (LKBL) or satin nickel lock (LKSN) offered as options / Add $34 retail / Match to handle colour	p.189
Glass or plexiglass finishes	If the choice of glass is not specified, the standard is frosted glass (VS) For a type of glass other than the standard frosted glass (VS), please choose from the Logiflex color chart. / Prices available upon quotation request.	
Back panel	The back panel of the hutch has a horizontal wood grain	
Divider option	Set of 3 wire dividers (DVD) offered as an option / Add $22 retail per set	p.188

HUTCHES WITH RETRACTABLE DOORS

MANUFACTURING STANDARDS:

NO HANDLES / NO LOCKS / PRE-DRILLED HOLES FOR WIRE DIVIDERS (Wire dividers not included) / TASK-LIGHT CONCEALER / FLEXIBLE GROMMET ON BACK

		EDGES / MOULDINGS		*tfl*	*hpl*	*tfl*	*hpl*
		tfl	*hpl*	MAR	MARL	MAW	MAWL
	CODE	ML	MLL	MA	MAL	MAX	MAXL
37" high hutch with retractable door(s)	A B C	*1"*	*1-1/16"*	*1-5/8"*	*1-9/16"*	*1-5/8"*	*1-9/16"*
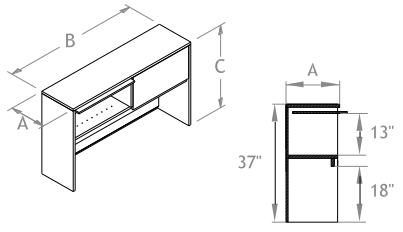	**1630HZ37**	763	—	809	—	965	—
	1636HZ37	819	—	887	—	1055	—
	1642HZ37	859	—	922	—	1107	—
	1648HZ37	929	—	988	—	1185	—
	1654HZ37	1065	—	1170	—	1383	—
	1660HZ37	1103	—	1185	—	1412	—
	1666HZ37	1144	—	1227	—	1470	—
	1672HZ37	1242	—	1312	—	1568	—
	1684HZ37	1320	—	1447	—	1730	—
43" high hutch with retractable door(s)	A B C						
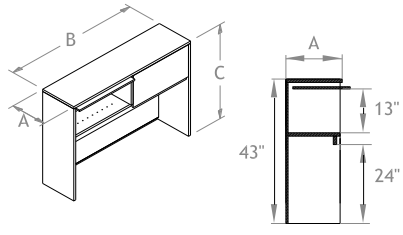	**1630HZ43**	831	—	865	—	1022	—
	1636HZ43	890	—	943	—	1113	—
	1642HZ43	916	—	979	—	1164	—
	1648HZ43	979	—	1043	—	1242	—
	1654HZ43	1135	—	1227	—	1441	—
	1660HZ43	1152	—	1242	—	1470	—
	1666HZ43	1207	—	1283	—	1525	—
	1672HZ43	1348	—	1369	—	1623	—
	1684HZ43	1441	—	1503	—	1788	—
Number of doors:	**30" to 42": 1 door**			**48" to 84": 2 doors**			

HOW TO ORDER?

M _ _ _ (Serie) ... **(A B)** **HZ** **(C)** (CODE) ... **LR** (STD) / **HR** / **LH** / ***HH** (**Specify** leg base) ... **LKBL** (Noir) / **LKSN** (Satin nickel) / **Sans serrure** (Standard) (Option lock) ... **DVD** (Option dividers) ... See section: Accessories (Option handles) ... **TB** (Option tackboard)

Notes		See
Tackboards	A tackboard can be added under the door section of the hutch	p.89
Leg base	If the choice of base is not specified, the standard is two full legs (LR) Other possible leg configurations: 1/2 leg on left (HR) or 1/2 leg on right (LH) / Add $33 retail For 1/2 legs on left and right (HH), Add $66 retail	p.8
***Warning**	Hutches with half legs (HH) **must be secured** to the wall or to adjacent furniture so that they do not tip forward. Logiflex is not responsible for any accidents caused by hutches that have not been correctly installed.	
Handles	To add handles, please choose from the Logiflex list / Add $11 retail each	p.178
Locks	Black lock (LKBL) or satin nickel lock (LKSN) offered as options / Add $34 retail / Match to handle colour	p.189
Back panel	The back panel of the hutch has a horizontal wood grain	
Divider option	Set of 3 wire dividers (DVD) offered as an option / Add $22 retail per set	p.188

HUTCHES WITH GLASS OR PLEXIGLASS DOORS AND PIGEON HOLE UNIT

MANUFACTURING STANDARDS:

NO HANDLES / NO LOCKS / SATIN NICKEL ALUMINIUM FRAMES / PRE-DRILLED HOLES FOR WIRE DIVIDERS (Wire dividers not included) / TASK-LIGHT CONCEALER / FLEXIBLE GROMMET ON BACK

	CODE	EDGES / MOULDINGS tfl	EDGES / MOULDINGS hpl	tfl MAR	hpl MARL	tfl MAW	hpl MAWL
		ML	MLL	MA	MAL	MAX	MAXL
37" high hutch with frosted glass doors and pigeon hole unit (compartment interiors are 2-3/8" high)	A B C	1"	1-1/16"	1-5/8"	1-9/16"	1-5/8"	1-9/16"
	1630HPVPG37	1075	—	1117	—	1270	—
	1636HPVPG37	1171	—	1222	—	1393	—
	1642HPVPG37	1255	—	1313	—	1497	—
	1648HPVPG37	1403	—	1470	—	1668	—
	1654HPVPG37	1676	—	1751	—	1964	—
	1660HPVPG37	1746	—	1828	—	2054	—
	1666HPVPG37	1843	—	1933	—	2173	—
	1672HPVPG37	1981	—	2081	—	2337	—
	1684HPVPG37	2448	—	2565	—	2848	—
43" high hutch with frosted glass doors and pigeon hole unit (compartment interiors are 2-3/8" high)	A B C						
	1630HPVPG43	1230	—	1270	—	1357	—
	1636HPVPG43	1343	—	1393	—	1491	—
	1642HPVPG43	1438	—	1497	—	1601	—
	1648HPVPG43	1601	—	1668	—	1765	—
	1654HPVPG43	1890	—	1964	—	2063	—
	1660HPVPG43	1971	—	2054	—	2154	—
	1666HPVPG43	2083	—	2173	—	2274	—
	1672HPVPG43	2238	—	2337	—	2466	—
	1684HPVPG43	2732	—	2848	—	3003	—
55" high hutch with frosted glass doors, and pigeon hole unit (compartment interiors are 2-3/8" high) One adjustable shelf per section	A B C						
	1630HPAVPG55	1812	—	1853	—	2009	—
	1636HPAVPG55	1979	—	2028	—	2199	—
	1642HPAVPG55	2185	—	2243	—	2427	—
	1648HPAVPG55	2397	—	2463	—	2659	—
	1654HPAVPG55	2759	—	2834	—	3048	—
	1660HPAVPG55	2949	—	3032	—	3259	—
	1666HPAVPG55	3154	—	3245	—	3488	—
	1672HPAVPG55	3308	—	3408	—	3664	—
	1684HPAVPG55	3674	—	3791	—	4074	—
Number of doors:	**30" to 42": 2 doors | 48" to 54": 3 doors | 60" to 72": 4 doors | 84": 5 doors**						

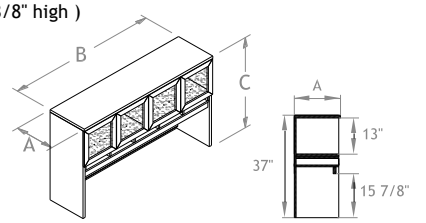

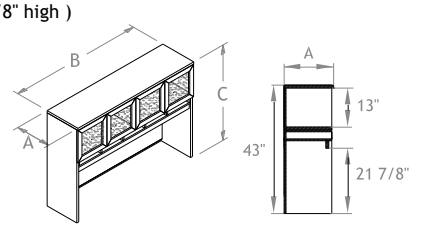

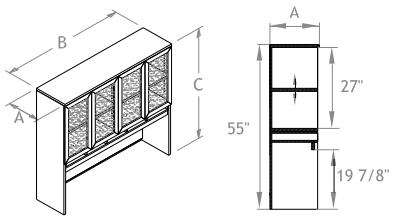

HOW TO ORDER?

M _ _ _ (Serie) → (A B) HPVPG HPAVPG (C) (CODE) → LR (STD) HR LH *HH (Specify leg base) → VS (STD) See: *Color chart* (Specify glass/plexiglass) → Without lock (STD) LKBL (black) LKSN (Satin nickel) (Option lock) → DVD (Option dividers) → See section: Accessories (Option handles) → TB LI (Option tackboard)

Notes		See
Tackboards	A tackboard can be added under the door section of the hutch	p.89
Leg base	If the choice of base is not specified, the standard is two full legs (LR) Other possible leg configurations: 1/2 leg on left (HR) or 1/2 leg on right (LH) / Add $33 retail For 1/2 legs on left and right (HH), Add $66 retail	p.8
Warning	Hutches with half legs (HH) **must be secured** to the wall or to adjacent furniture so that they do not tip forward. Logiflex is not responsible for any accidents caused by hutches that have not been correctly installed.	
Handles	To add handles, please choose from the Logiflex list / Add $11 retail each	p.178
Locks	Black lock (LKBL) or satin nickel lock (LKSN) offered as options / Add $34 retail / Match to handle colour	p.189
Glass or plexiglass finishes	If the choice of glass is not specified, the standard is frosted glass (VS) For a type of glass other than the standard frosted glass (VS), please choose from the Logiflex color chart. / Prices available upon quotation request.	
Back panel	The back panel of the hutch has a horizontal wood grain	
Divider option	Set of 3 wire dividers (DVD) offered as an option / Add $22 retail per set	p.188

HUTCHES WITH RETRACTABLE DOORS AND PIGEON HOLE UNIT

MANUFACTURING STANDARDS:

NO HANDLES / NO LOCKS / PRE-DRILLED HOLES FOR WIRE DIVIDERS (Wire dividers not included) / TASK-LIGHT CONCEALER / FLEXIBLE GROMMET ON BACK

				tfl	*hpl*	*tfl*	*hpl*
		EDGES / MOULDINGS					
		tfl	*hpl*	MAR	MARL	MAW	MAWL
	CODE	ML	MLL	MA	MAL	MAX	MAXL
37" high hutch with retractable door(s)	A B C	*1"*	*1-1/16"*	*1-5/8"*	*1-9/16"*	*1-5/8"*	*1-9/16"*
and pigeon hole unit (compartment interiors are 2-3/8" high)	**1630HZPG37**	1033	—	1077	—	1234	—
	1636HZPG37	1089	—	1134	—	1305	—
	1642HZPG37	1158	—	1207	—	1405	—
	1648HZPG37	1228	—	1283	—	1482	—
	1654HZPG37	1406	—	1519	—	1730	—
	1660HZPG37	1445	—	1525	—	1753	—
	1666HZPG37	1485	—	1595	—	1865	—
	1672HZPG37	1617	—	1689	—	1945	—
	1684HZPG37	1711	—	1809	—	2093	—
43" high hutch with retractable door(s)	A B C						
and pigeon hole unit (compartment interiors are 2-3/8" high)	**1630HZPG43**	1101	—	1134	—	1292	—
	1636HZPG43	1145	—	1191	—	1362	—
	1642HZPG43	1214	—	1264	—	1447	—
	1648HZPG43	1278	—	1340	—	1540	—
	1654HZPG43	1476	—	1575	—	1788	—
	1660HZPG43	1505	—	1581	—	1809	—
	1666HZPG43	1570	—	1652	—	1923	—
	1672HZPG43	1688	—	1746	—	2000	—
	1684HZPG43	1759	—	1865	—	2150	—
Number of doors:	**30" to 42": 1 door**			**48" to 84": 2 doors**			

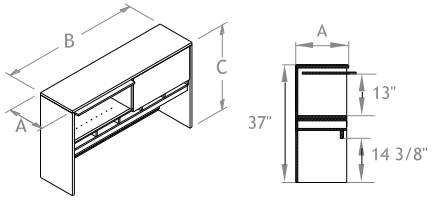

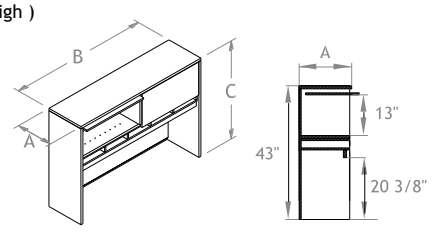

HOW TO ORDER?

M _ _ _ (Serie) ... (A B) HZPG (C) (CODE) ... LR (STD) / HR / LH / *HH (Specify leg base) ... Without lock (STD) / LKBL (black) / LKSN (Satin nickel) (Option lock) ... DVD (Option dividers) ... See section: Accessories (Option handles) ... TB (Option tackboard)

Notes		See
Tackboards	A tackboard can be added under the door section of the hutch	p.89
Leg base	If the choice of base is not specified, the standard is two full legs (LR) Other possible leg configurations: 1/2 leg on left (HR) or 1/2 leg on right (LH) / Add $33 retail For 1/2 legs on left and right (HH), Add $66 retail	p.8
Warning	Hutches with half legs (HH) must be secured to the wall or to adjacent furniture so that they do not tip forward. Logiflex is not responsible for any accidents caused by hutches that have not been correctly installed.	
Handles	To add handles, please choose from the Logiflex list / Add $11 retail each	p.178
Locks	Black lock (LKBL) or satin nickel lock (LKSN) offered as options / Add $34 retail / Match to handle colour	p.189
Back panel	The back panel of the hutch has a horizontal wood grain	
Divider option	Set of 3 wire dividers (DVD) offered as an option / Add $22 retail per set	p.188

HUTCHES WITH HINGED DOORS

MANUFACTURING STANDARDS:
NO HANDLES / NO LOCKS / PRE-DRILLED HOLES FOR WIRE DIVIDERS (Wire dividers not included) / TASK-LIGHT CONCEALER / FLEXIBLE GROMMET ON BACK

		EDGES / MOULDINGS					
		tfl	*hpl*	*tfl*	*hpl*	*tfl*	*hpl*
				MAR	MARL	MAW	MAWL
	CODE	ML	MLL	MA	MAL	MAX	MAXL
37" high hutch with hinged doors	A B C	*1"*	*1-1/16"*	*1-5/8"*	*1-9/16"*	*1-5/8"*	*1-9/16"*
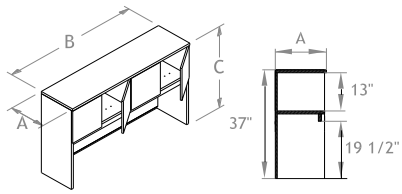	1630HP37	562	—	596	—	754	—
	1636HP37	629	—	675	—	846	—
	1642HP37	656	—	710	—	895	—
	1648HP37	716	—	771	—	972	—
	1654HP37	890	—	958	—	1170	—
	1660HP37	895	—	972	—	1199	—
	1666HP37	929	—	1017	—	1256	—
	1672HP37	999	—	1099	—	1355	—
	1684HP37	1085	—	1234	—	1519	—
43" high hutch with hinged doors	A B C						
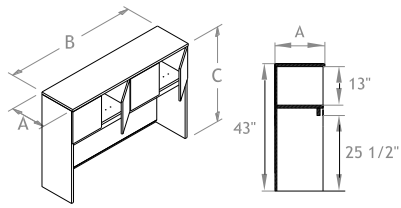	1630HP43	623	—	652	—	809	—
	1636HP43	695	—	731	—	901	—
	1642HP43	724	—	766	—	951	—
	1648HP43	793	—	829	—	1028	—
	1654HP43	951	—	1017	—	1227	—
	1660HP43	994	—	1028	—	1256	—
	1666HP43	1028	—	1072	—	1312	—
	1672HP43	1103	—	1157	—	1412	—
	1684HP43	1228	—	1334	—	1575	—
55" high hutch with hinged doors One adjustable shelf per section	A B C						
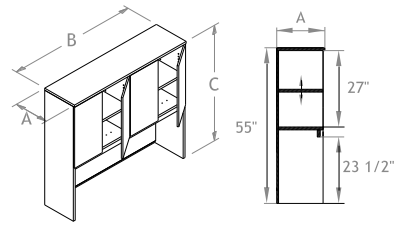	1630HPA55	1055	—	1094	—	1249	—
	1636HPA55	1122	—	1164	—	1334	—
	1642HPA55	1213	—	1264	—	1447	—
	1648HPA55	1312	—	1369	—	1568	—
	1654HPA55	1531	—	1595	—	1809	—
	1660HPA55	1610	—	1689	—	1917	—
	1666HPA55	1703	—	1788	—	2028	—
	1672HPA55	1746	—	1838	—	2093	—
	1684HPA55	1907	—	2016	—	2299	—
Number of doors:	**30" to 42": 2 doors | 48" to 54": 3 doors | 60" to 72": 4 doors | 84": 5 doors**						

HOW TO ORDER?

M _ _ _ (Serie) ... (A B) HP HPA (C) (CODE) ... LR (STD) HR LH *HH (Specify leg base) ... without locks (STD) LKBL (black) LKSN (Satin nickel) (Option locks) ... DVD (Option dividers) ... See section: Accessories (Option handles) ... TB LI (Option tackboard)

Notes		See
Tackboards	A tackboard can be added under the door section of the hutch	p.89
Leg base	If the choice of base is not specified, the standard is two full legs (LR) Other possible leg configurations: 1/2 leg on left (HR) or 1/2 leg on right (LH) / Add $33 retail For 1/2 legs on left and right (HH), Add $66 retail	p.8
Warning	Hutches with half legs (HH) must be secured to the wall or to adjacent furniture so that they do not tip forward. Logiflex is not responsible for any accidents caused by hutches that have not been correctly installed.	
Handles	To add handles, please choose from the Logiflex list / Add $11 retail each	p.178
Locks	Black lock (LKBL) or satin nickel lock (LKSN) offered as options / Add $34 retail / Match to handle colour	p.189
Back panel	The back panel of the hutch has a horizontal wood grain	
Divider option	Set of 3 wire dividers (DVD) offered as an option / Add $22 retail per set	p.188

HUTCHES WITH HINGED DOORS AND PIGEON HOLE UNIT

MANUFACTURING STANDARDS:

NO HANDLES / NO LOCKS / PRE-DRILLED HOLES FOR WIRE DIVIDERS (Wire dividers not included) / TASK-LIGHT CONCEALER / FLEXIBLE GROMMET ON BACK

		EDGES / MOULDINGS		tfl	hpl	tfl	hpl
		tfl	hpl	MAR	MARL	MAW	MAWL
	CODE	ML	MLL	MA	MAL	MAX	MAXL
37" high hutch with hinged doors and pigeon hole unit (compartment interiors are 2-3/8" high)	A B C	1"	1-1/16"	1-5/8"	1-9/16"	1-5/8"	1-9/16"
	1630HPPG37	831	—	865	—	1022	—
	1636HPPG37	898	—	922	—	1094	—
	1642HPPG37	952	—	994	—	1178	—
	1648HPPG37	1016	—	1072	—	1269	—
	1654HPPG37	1244	—	1305	—	1519	—
	1660HPPG37	1236	—	1312	—	1540	—
	1666HPPG37	1304	—	1383	—	1652	—
	1672HPPG37	1374	—	1475	—	1730	—
	1684HPPG37	1497	—	1595	—	1880	—
43" high hutch with hinged doors and pigeon hole unit (compartment interiors are 2-3/8" high)	A B C						
	1630HPPG43	893	—	922	—	1077	—
	1636HPPG43	933	—	979	—	1151	—
	1642HPPG43	996	—	1050	—	1234	—
	1648HPPG43	1067	—	1128	—	1327	—
	1654HPPG43	1286	—	1362	—	1575	—
	1660HPPG43	1309	—	1369	—	1595	—
	1666HPPG43	1363	—	1441	—	1709	—
	1672HPPG43	1445	—	1531	—	1788	—
	1684HPPG43	1547	—	1652	—	1936	—
55" high hutch with hinged doors and pigeon hole unit (compartment interiors are 2-3/8" high) One adjustable shelf per section	A B C						
	1630HPAPG55	1325	—	1349	—	1504	—
	1636HPAPG55	1382	—	1427	—	1597	—
	1642HPAPG55	1513	—	1532	—	1717	—
	1648HPAPG55	1589	—	1652	—	1851	—
	1654HPAPG55	1864	—	1926	—	2141	—
	1660HPAPG55	1951	—	2026	—	2254	—
	1666HPAPG55	2063	—	2139	—	2380	—
	1672HPAPG55	2105	—	2196	—	2449	—
	1684HPAPG55	2274	—	2379	—	2664	—
Number of doors:	**30" to 42": 2 doors | 48" to 54": 3 doors | 60" to 72": 4 doors | 84": 5 doors**						

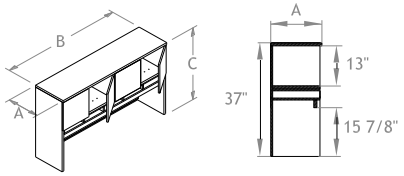

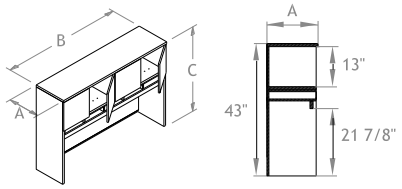

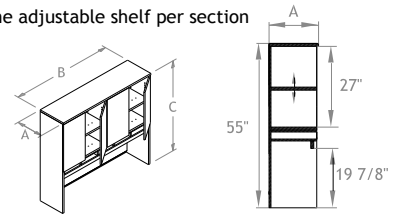

HOW TO ORDER?

M _ _ _ (Serie) → (A B) HPPG / HPAPG (C) (CODE) → LR (STD) / HR / LH / *HH (Specify leg base) → without locks (STD) / LKBL (black) / LKSN (Satin nickel) (Option locks) → DVD (Option dividers) → See section: Accessories (Option handles) → TB / LI (Option tackboard)

Notes		See
Tackboards	A tackboard can be added under the door section of the hutch	p.89
Leg base	If the choice of base is not specified, the standard is two full legs (LR) Other possible leg configurations: 1/2 leg on left (HR) or 1/2 leg on right (LH) / Add $33 retail For 1/2 legs on left and right (HH), Add $66 retail	p.8
Warning	Hutches with half legs (HH) must be secured to the wall or to adjacent furniture so that they do not tip forward. Logiflex is not responsible for any accidents caused by hutches that have not been correctly installed.	
Handles	To add handles, please choose from the Logiflex list / Add $11 retail each	p.178
Locks	Black lock (LKBL) or satin nickel lock (LKSN) offered as options / Add $34 retail / Match to handle colour	p.189
Back panel	The back panel of the hutch has a horizontal wood grain	
Divider option	Set of 3 wire dividers (DVD) offered as an option / Add $22 retail per set	p.188

OPEN HUTCHES

MANUFACTURING STANDARDS:
PRE-DRILLED HOLES FOR WIRE DIVIDERS (Wire dividers not included) / TASK-LIGHT CONCEALER / FLEXIBLE GROMMET ON BACK

		EDGES / MOULDINGS					
		tfl	*hpl*	*tfl*	*hpl*	*tfl*	*hpl*
				MAR	MARL	MAW	MAWL
	CODE	ML	MLL	MA	MAL	MAX	MAXL
37" high open hutch	A B C	1"	1-1/16"	1-5/8"	1-9/16"	1-5/8"	1-9/16"
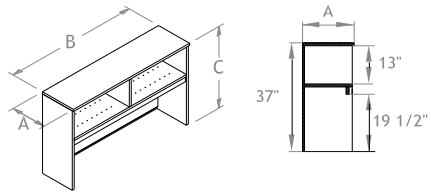	1630HO37	404	—	442	—	596	—
	1636HO37	449	—	490	—	659	—
	1642HO37	490	—	546	—	731	—
	1648HO37	541	—	596	—	794	—
	1654HO37	596	—	659	—	872	—
	1660HO37	624	—	675	—	901	—
	1666HO37	652	—	710	—	951	—
	1672HO37	710	—	872	—	1128	—
Vertical middle panel on hutches of 48" wide and more	1684HO37	851	—	999	—	1283	—
43" high open hutch	A B C						
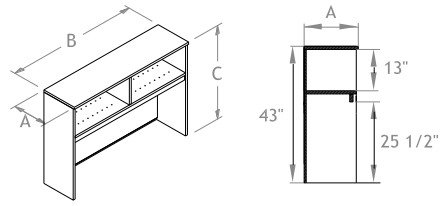	1630HO43	464	—	497	—	652	—
	1636HO43	501	—	546	—	716	—
	1642HO43	548	—	602	—	788	—
	1648HO43	591	—	652	—	851	—
	1654HO43	648	—	716	—	929	—
	1660HO43	665	—	731	—	958	—
	1666HO43	693	—	766	—	1006	—
Vertical middle panel on hutches of 48" wide and more	1672HO43	838	—	929	—	1185	—
	1684HO43	958	—	1055	—	1340	—

HOW TO ORDER?

M _ _ _ (Serie) ... (A B) HO (C) (CODE) ... LR (STD) / HR / LH / *HH (Specify leg base) ... DVD (Option dividers) ... TB / LI (Option tackboard)

Notes		See
Tackboards	A tackboard can be added under the door section of the hutch	p.89
Leg base	If the choice of base is not specified, the standard is two full legs (LR) Other possible leg configurations: 1/2 leg on left (HR) or 1/2 leg on right (LH) / Add $33 retail For 1/2 legs on left and right (HH), Add $66 retail	p.8
Warning	Hutches with half legs (HH) must be secured to the wall or to adjacent furniture so that they do not tip forward. Logiflex is not responsible for any accidents caused by hutches that have not been correctly installed.	
Back panel	The back panel of the hutch has a horizontal wood grain	
Divider option	Set of 3 wire dividers (DVD) offered as an option / Add $22 retail per set	p.188

OPEN HUTCHES WITH PIGEON HOLE UNIT

MANUFACTURING STANDARDS:
PRE-DRILLED HOLES FOR WIRE DIVIDERS (Wire dividers not included) / TASK-LIGHT CONCEALER / FLEXIBLE GROMMET ON BACK

		EDGES / MOULDINGS					
		tfl		*tfl*	*hpl*	*tfl*	*hpl*
		tfl	*hpl*	MAR	MARL	MAW	MAWL
	CODE	ML	MLL	MA	MAL	MAX	MAXL
37" high open hutch	A B C	*1"*	*1-1/16"*	*1-5/8"*	*1-9/16"*	*1-5/8"*	*1-9/16"*
with pigeon hole unit	**1630HOPG37**	673	—	712	—	865	—
(compartment interiors are 2-3/8" high)	**1636HOPG37**	718	—	739	—	907	—
	1642HOPG37	790	—	830	—	1016	—
	1648HOPG37	839	—	896	—	1095	—
	1654HOPG37	937	—	1007	—	1221	—
	1660HOPG37	964	—	1015	—	1241	—
	1666HOPG37	1026	—	1076	—	1317	—
Vertical middle panel on hutches	**1672HOPG37**	1122	—	1248	—	1504	—
54" wide or more only	**1684HOPG37**	1256	—	1361	—	1645	—
43" high open hutch	A B C						
with pigeon hole unit	**1630HOPG43**	733	—	768	—	922	—
(compartment interiors are 2-3/8" high)	**1636HOPG43**	749	—	794	—	964	—
	1642HOPG43	848	—	885	—	1071	—
	1648HOPG43	891	—	950	—	1148	—
	1654HOPG43	988	—	1062	—	1275	—
	1660HOPG43	1005	—	1072	—	1299	—
	1666HOPG43	1068	—	1135	—	1375	—
	1672HOPG43	1213	—	1303	—	1558	—
Vertical middle panel on hutches	**1684HOPG43**	1333	—	1416	—	1702	—
54" wide or more only							

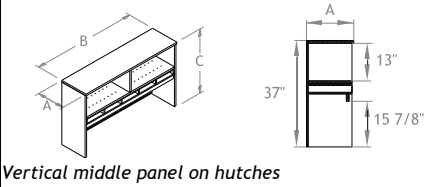

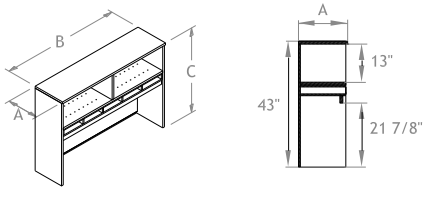

HOW TO ORDER?

M_ _ _ (Serie) ... (A B) HOPG (C) (CODE) ... **LR** (STD) / **HR** / **LH** / ***HH** — **Specify** leg base ... **DVD** — Option dividers ... **TB** / **LI** — Option tackboard

Notes		See
Tackboards	A tackboard can be added under the door section of the hutch	p.89
Leg base	If the choice of base is not specified, the standard is two full legs (LR)	
	Other possible leg configurations: 1/2 leg on left (HR) or 1/2 leg on right (LH) / Add $33 retail	
	For 1/2 legs on left and right (HH), Add $66 retail	p.8
Warning	Hutches with half legs (HH) must be secured to the wall or to adjacent furniture so that they do not tip forward. Logiflex is not responsible for any accidents caused by hutches that have not been correctly installed.	
Back panel	The back panel of the hutch has a horizontal wood grain	
Divider option	Set of 3 wire dividers (DVD) offered as an option / Add $22 retail per set	p.188

HUTCHES WITH ADJUSTABLE SHELVES

MANUFACTURING STANDARD: WITH FLEXIBLE GROMMET ON BACK

		EDGES / MOULDINGS					
		tfl	*hpl*	*tfl*	*hpl*	*tfl*	*hpl*
				MAR	MARL	MAW	MAWL
	CODE	ML	MLL	MA	MAL	MAX	MAXL
37" high hutch with 4 adjustable shelves	A B C	*1"*	*1-1/16"*	*1-5/8"*	*1-9/16"*	*1-5/8"*	*1-9/16"*
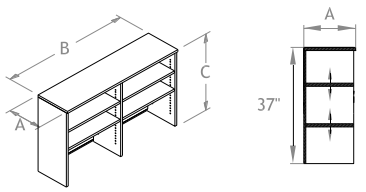	**1630HAS37**	581	—	624	—	756	—
	1636HAS37	602	—	652	—	795	—
	1642HAS37	675	—	733	—	890	—
	1648HAS37	710	—	778	—	947	—
	1654HAS37	759	—	834	—	1017	—
	1660HAS37	788	—	870	—	1063	—
	1666HAS37	838	—	929	—	1135	—
	1672HAS37	937	—	1038	—	1256	—
Vertical middle panel on hutches	**1684HAS37**	1113	—	1231	—	1462	—
of more than 48" wide							
43" high hutch with 4 adjustable shelves	A B C						
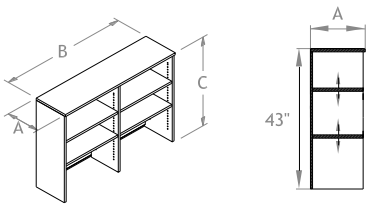	**1630HAS43**	619	—	663	—	793	—
	1636HAS43	639	—	689	—	831	—
	1642HAS43	745	—	803	—	959	—
	1648HAS43	781	—	836	—	1006	—
	1654HAS43	829	—	904	—	1086	—
	1660HAS43	851	—	933	—	1128	—
	1666HAS43	907	—	999	—	1205	—
Vertical middle panel on hutches	**1672HAS43**	1006	—	1107	—	1326	—
of more than 48" wide	**1684HAS43**	1199	—	1315	—	1547	—

HOW TO ORDER?

M _ _ _ (Serie) ... (A B) HAS (C) (CODE) ... LR (STD) / HR / LH / *HH — Specify leg base

Notes		See
Tackboards	A tackboard can be added under the door section of the hutch	p.89
Leg base	If the choice of base is not specified, the standard is two full legs (LR) Other possible leg configurations: 1/2 leg on left (HR) or 1/2 leg on right (LH) / Add $33 retail For 1/2 legs on left and right (HH), Add $66 retail	p.8
Warning	Hutches with half legs (HH) must be secured to the wall or to adjacent furniture so that they do not tip forward. Logiflex is not responsible for any accidents caused by hutches that have not been correctly installed.	
Back panel	The back panel of the hutch has a horizontal wood grain	

WALL SHELVES

MANUFACTURING STANDARDS:
PRE-DRILLED HOLES FOR WIRE DIVIDERS (Wire dividers not included) / Z-BARS FOR WALL MOUNTING (Hardware not included)

		EDGES / MOULDINGS		*tfl*	*hpl*	*tfl*	*hpl*
		tfl	*hpl*	MAR	MARL	MAW	MAWL
	CODE	ML	MLL	MA	MAL	MAX	MAXL
Wall shelf (no top)	A B						
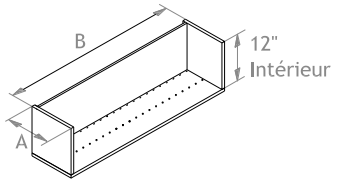	1336WWS	270	—	—	—	—	—
	1342WWS	306	—	—	—	—	—
	1348WWS	419	—	—	—	—	—
	1354WWS	497	—	—	—	—	—
	1360WWS	619	—	—	—	—	—
	1372WWS	639	—	—	—	—	—
Wall shelf (with top)	A B						
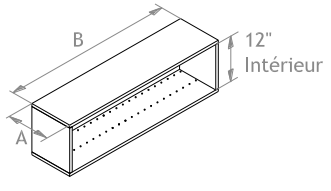	1336WWST	318	—	—	—	—	—
	1342WWST	333	—	—	—	—	—
	1348WWST	453	—	—	—	—	—
	1354WWST	525	—	—	—	—	—
	1360WWST	639	—	—	—	—	—
	1372WWST	675	—	—	—	—	—

HOW TO ORDER?

M _ _ _ (Serie) ... (A B) WWS WWST (CODE) ... DVD (Option dividers)

Notes		See
Divider option	Set of 3 wire dividers (DVD) offered as an option / Add $22 retail per set	p.188
Attention	Logiflex is not responsible for the installation of wall shelves. This responsibility belongs entirely to the distributor or the client.	

TACKBOARDS

FOR HUTCHES

	CODE (LOGIFLEX FABRIC)		CODE (COM FABRIC)	
Fabric tackboard	B		B	
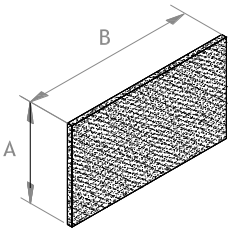	30TB	228	30TBCOM	148
	36TB	228	36TBCOM	148
	42TB	228	42TBCOM	148
	48TB	228	48TBCOM	148
	54TB	228	54TBCOM	148
	60TB	299	60TBCOM	148
	66TB	299	66TBCOM	148
	72TB	333	72TBCOM	148
	84TB	370	84TBCOM	171
A: according to hutch height				
Cork tackboard	B			
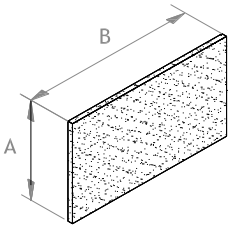	30LI	228		
	36LI	228		
	42LI	228		
	48LI	228		
	54LI	228		
	60LI	299		
	66LI	299		
	72LI	333		
A: according to hutch height	84LI	370		

HOW TO ORDER?

M _ _ _ (**B**) **TB** / **TBCOM** / **LI**

Serie → CODE → Specify (fabric for **TB** and **TBCOM**)

TB — See Logiflex fabric chart

TBCOM — Your (COM) number

If ordering a tackboard for an existing hutch, please specify the code of the existing hutch. Logiflex can then make the tackboard to the exact dimensions for easy installation of the product.

Example: ML72TB 72" hutch / For existing hutch ML1672HPPG43 / *Choice of fabric*

For tackboards with COM fabrics, here are the number of yards required to manufacture the tackboards:

30" Tackboards	1 yard	66" Tackboards	2 yards
36" Tackboards	1-1/2 yards	72" Tackboards	2-1/2 yards
42" Tackboards	1-1/2 yards	78" Tackboards	2-1/2 yards
48" Tackboards	1-1/2 yards	84" Tackboards	2-1/2 yards
54" Tackboards	2 yards	96" Tackboards	3 yards
60" Tackboards	2 yards		

Notes

Standard fabrics:	Please choose from the Logiflex fabric colour chart
Chair fabrics:	Please submit a quotation request by providing the following information: manufacturer name, pattern name/number and color name/number. Prices available upon quotation.
COM fabrics:	COM fabrics must be sent directly to your customer service representative **PREPAID.**
(provided by the client)	It is very important to indicate the reference number of your purchase order on the package containing your fabric.

TACKBOARDS AND DISPLAY BOARDS

Attaches to wall with Velcro system (included)

Tackboard made of fabric chosen from the Logiflex chart

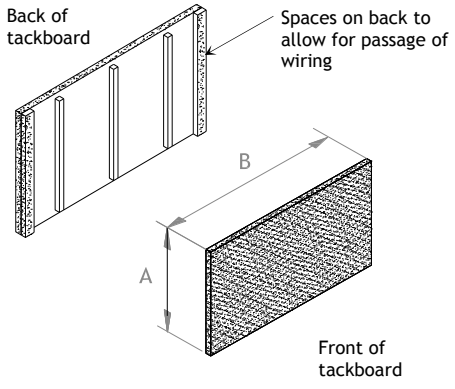

CODE A B		
2430TBW	228	
2436TBW	228	
2442TBW	228	
2448TBW	228	
2454TBW	228	
2460TBW	299	
2466TBW	299	
2472TBW	333	
2484TBW	370	

Cork tackboard

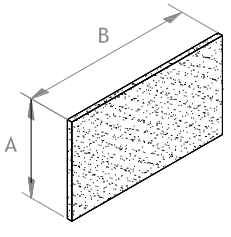

A B		
2430LIW	228	
2436LIW	228	
2442LIW	228	
2448LIW	228	
2454LIW	228	
2460LIW	299	
2466LIW	299	
2472LIW	333	
2484LIW	370	

Tackboards with COM fabric (fabric provided by the client)

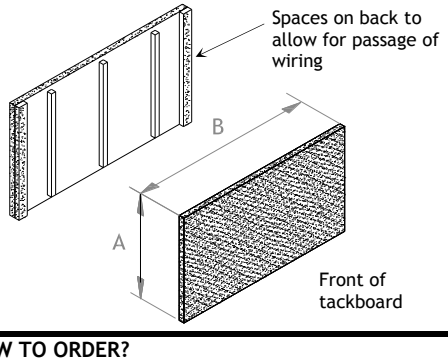

A B		Amount of fabric needed (yards)
2430TBWCOM	148	## ###
2436TBWCOM	148	## ###
2442TBWCOM	148	## ###
2448TBWCOM	148	#
2454TBWCOM	148	#
2460TBWCOM	148	#
2466TBWCOM	148	## ###
2472TBWCOM	148	## ###
2484TBWCOM	171	#

HOW TO ORDER?

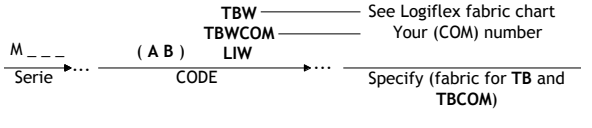

Notes

Standard fabrics:	Please choose from the Logiflex fabric color chart
Chair fabrics:	Please submit a quotation request by providing the following information: manufacturer name, pattern name/number and color name/number. Prices available upon quotation.
COM fabrics:	COM fabrics must be sent directly to your customer service representative **PREPAID.** For this option, please submit a quotation request by providing the following information: manufacturer name, series name, colour name and colour number

CORNER TABLES

MANUFACTURING STANDARDS:

CORNER GROMMET / FLUSH MODESTIES

		EDGES / MOULDINGS					
		tfl	*hpl*	*tfl*	*hpl*	*tfl*	*hpl*
				MAR	MARL	MAW	MAWL
	CODE	ML	MLL	MA	MAL	MAX	MAXL
	A B C	*1"*	*1-1/16"*	*1-5/8"*	*1-9/16"*	*1-5/8"*	*1-9/16"*
Corner table (straight cut)	203620CT	642	810	751	901	1007	1168
	204220CT	726	930	858	1057	1159	1372
	204820CT	804	1133	1043	1288	1355	1617
	244224CT	726	930	858	1057	1159	1372
	244824CT	804	1133	1043	1288	1355	1617
	304230CT	726	930	858	1057	1159	1372
	304830CT	804	1133	1043	1288	1355	1617
Corner table (curved cut)	203620CTC	642	810	751	901	1035	1198
	204220CTC	726	930	858	1057	1188	1403
	204820CTC	804	1133	1043	1288	1383	1646
	244224CTC	726	930	858	1057	1215	1432
	244824CTC	804	1133	1043	1288	1412	1677
	304230CTC	726	930	858	1057	1244	1463
	304830CTC	804	1133	1043	1288	1440	1705

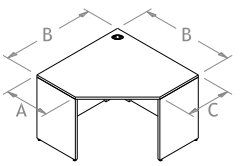

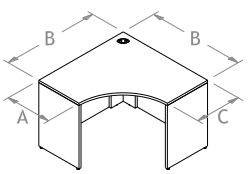

Types of leg bases:

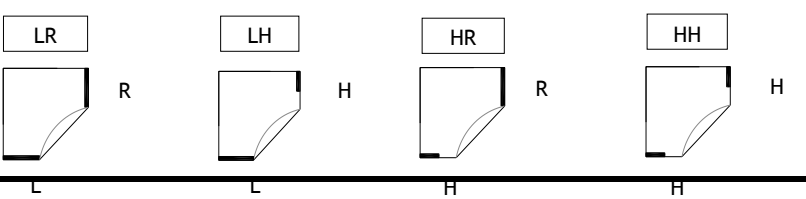

HOW TO ORDER?

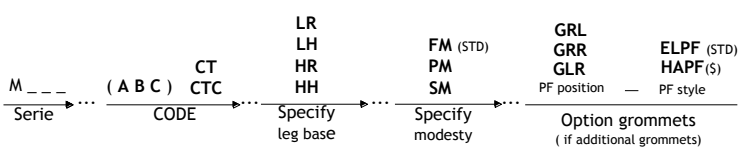

Notes		See
Leg base:	Possible types of leg base configurations: Full legs (LR), 1/2 leg on left (HR), 1/2 leg on right (LH), 1/2 legs on left and right (HH)	p.8
Modesties:	If the choice of modesty is not indicated, the standard is a full modesty (FM) Modesty options PM (10" high) or SM (18-1/2" high) are also available, at no charge	p.8
Grommet positions:	Add grommets at no charge: GRL (left), GRR (right), or GLR (left and right)	p,8
Grommet styles:	ELPF black grommet (elliptic with Logiflex logo) at no charge HAPF satin nickel grommet also offered / For this option, Add $14 retail / each	p.189
	Delivered disassembled	

LATERAL TABLES, 20" AND 24"

MANUFACTURING STANDARDS:
CENTERED GROMMET FOR WIDTHS OF LESS THAN 48"
LEFT AND RIGHT GROMMETS (GRL) FOR WIDTHS 48" OR MORE

Compatible only with other lateral tables or extended corner tables because of the direction of the wood grain as well as the thickness of the leg base.

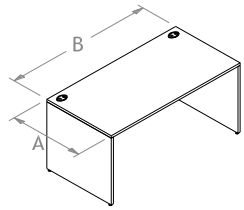

Lateral table		EDGES / MOULDINGS					
		tfl	*hpl*	*tfl*	*hpl*	*tfl*	*hpl*
				MAR	MARL	MAW	MAWL
	CODE	ML	MLL	MA	MAL	MAX	MAXL
	A B	*1"*	*1-1/16"*	*1-5/8"*	*1-9/16"*	*1-5/8"*	*1-9/16"*
	2024TL	375	441	412	470	553	618
	2030TL	391	456	425	500	581	663
20"	**2036TL**	425	511	476	558	646	738
	2042TL	448	543	503	597	688	797
	2048TL	469	573	531	642	731	849
Flush modesty	**2054TL**	490	615	569	685	781	908
	2060TL	503	639	589	715	816	952
	2066TL	531	671	619	752	858	1006
	2072TL	553	709	652	804	907	1103
	2430TL	412	504	469	544	624	709
	2436TL	448	558	518	604	688	782
24"	**2442TL**	469	590	546	650	731	842
	2448TL	497	622	575	685	771	894
Flush modesty	**2454TL**	509	663	611	730	829	952
	2460TL	531	687	631	760	858	999
	2466TL	553	718	659	797	901	1049
	2472TL	575	759	695	849	951	1095

Types of leg bases:

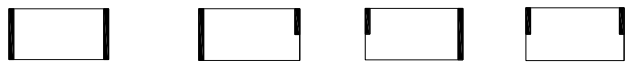

HOW TO ORDER?

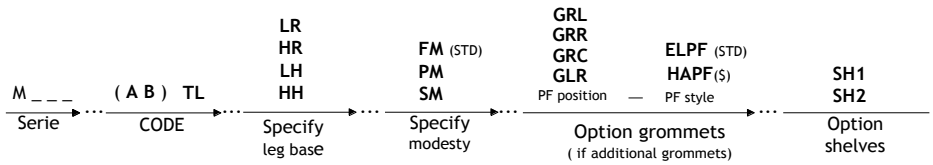

Notes		See
Leg base:	Possible types of leg base configurations: Full legs (LR), 1/2 leg on left (HR), 1/2 leg on right (LH), 1/2 legs on left and right (HH)	p.8
Modesties:	If the choice of modesty is not indicated, the standard is a full modesty (FM) Modesty options PM (10" high) or SM (18-1/2" high) are also available, at no charge	p.8
Grommet positions:	Widths less of 48": centered grommet (GRC) / Widths 48" or more: grommets on left and right (GLR) Add grommets at no charge: GRL (left), GRR (right), or GLR (left and right)	p.8
Grommet styles:	ELPF black grommet (elliptic with Logiflex logo) at no charge HAPF satin nickel grommet also offered / For this option, Add $14 retail / each	p.189
Fixed shelves:	A 12" deep fixed shelf can be added 16" below the work surface SH1/ For lateral tables 36" wide or less, add $61 retail SH2/ For lateral tables 42" wide or more, add $83 retail	
	Delivered disassembled	

LATERAL TABLES, 30" AND 36"

MANUFACTURING STANDARDS:
CENTERED GROMMET FOR WIDTHS OF LESS THAN 48"
LEFT AND RIGHT GROMMETS (GRL) FOR WIDTHS 48" OR MORE

Compatible only with other lateral tables or extended corner tables because of the direction of the wood grain as well as the thickness of the leg base.

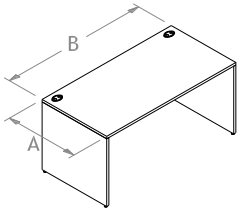

Lateral table		EDGES / MOULDINGS					
		tfl	*hpl*	*tfl*	*hpl*	*tfl*	*hpl*
				MAR	MARL	MAW	MAWL
	CODE	ML	MLL	MA	MAL	MAX	MAXL
	A B	*1"*	*1-1/16"*	*1-5/8"*	*1-9/16"*	*1-5/8"*	*1-9/16"*
30" Flush modesty	3024TL	444	512	477	544	618	692
	3030TL	460	568	525	604	681	768
	3036TL	476	621	575	663	745	842
	3042TL	490	653	602	709	788	901
	3048TL	525	687	631	768	988	1154
	3054TL	553	728	667	824	1055	1221
	3060TL	569	752	688	880	1122	1288
	3066TL	602	816	745	946	1199	1423
	3072TL	631	856	781	999	1264	1506
36" Flush modesty	3630TL	588	711	659	792	971	1109
	3636TL	602	752	676	827	1016	1174
	3642TL	607	753	693	866	1062	1239
	3648TL	619	778	714	906	1110	1308
	3654TL	631	805	736	950	1162	1380
	3660TL	646	833	759	975	1213	1452
	3666TL	659	884	809	1044	1292	1549
	3672TL	681	943	858	1119	1369	1654

Types of leg bases:

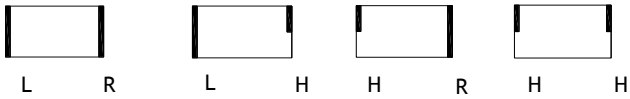

HOW TO ORDER?

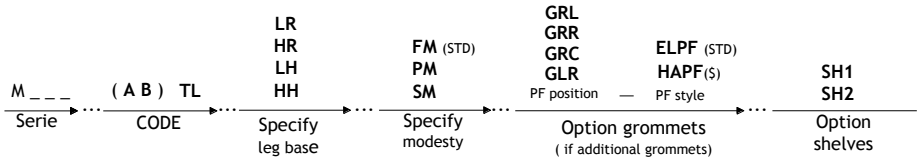

Notes		See
Leg base:	Possible types of leg base configurations: Full legs (LR), 1/2 leg on left (HR), 1/2 leg on right (LH), 1/2 legs on left and right (HH)	p.8
Modesties:	If the choice of modesty is not indicated, the standard is a full modesty (FM) Modesty options PM (10" high) or SM (18-1/2" high) are also available, at no charge	p.8
Grommet positions:	Widths less than 48": centered grommet (GRC) / Widths 48" or more: grommets on left and right (GLR) Add grommets at no charge: GRL (left), GRR (right), or GLR (left and right)	p.8
Grommet styles:	ELPF black grommet (elliptic with Logiflex logo) at no charge HAPF satin nickel grommet also offered / For this option, Add $14 retail / each	p.189
Fixed shelves:	A 12" deep fixed shelf can be added 16" below the work surface SH1/ For lateral tables 36" wide or less, add $61 retail SH2/ For lateral tables 42" wide or more, add $83 retail	
	Delivered disassembled	

LATERAL TABLES WITH CORNER CUT

MANUFACTURING STANDARDS:
CENTERED GROMMET FOR WIDTHS OF LESS THAN 48"
LEFT AND RIGHT GROMMETS (GRL) FOR WIDTHS 48" OR MORE

Compatible only with other lateral tables or extended corner tables because of the direction of the wood grain as well as the thickness of the leg base.

Lateral table with left corner cut

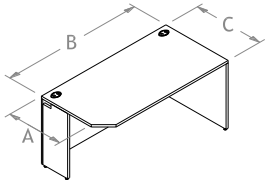

		EDGES / MOULDINGS					
				tfl	*hpl*	*tfl*	*hpl*
		tfl	*hpl*	MAR	MARL	MAW	MAWL
	CODE	ML	MLL	MA	MAL	MAX	MAXL
	A B C	*1"*	*1-1/16"*	*1-5/8"*	*1-9/16"*	*1-5/8"*	*1-9/16"*
26", cut at 20" Flush modesty	203626TLC	528	653	602	701	771	900
	204226TLC	553	680	631	757	816	962
	204826TLC	576	713	659	807	858	1020
	205426TLC	599	754	695	863	915	1094
	206026TLC	614	778	716	901	943	1140
	206626TLC	659	839	771	968	1017	1232
	207226TLC	689	880	809	1028	1066	1298
30", cut at 24" Flush modesty	243630TLC	528	653	602	701	771	900
	244230TLC	553	680	631	757	816	962
	244830TLC	576	713	659	807	858	1020
	245430TLC	599	754	695	863	915	1094
	246030TLC	614	778	716	901	943	1140
	246630TLC	659	839	771	968	1017	1232
	247230TLC	689	880	809	1028	1066	1298
36", cut at 30" Flush modesty	303636TLC	624	729	675	821	846	995
	304236TLC	652	763	703	864	887	1056
	304836TLC	679	796	731	910	929	1118
	305436TLC	695	836	766	965	988	1198
	306036TLC	710	863	788	1006	1017	1246
	306636TLC	724	896	816	1053	1055	1304
	307236TLC	754	937	851	1108	1107	1377

Types of leg bases:

H R H H

HOW TO ORDER?

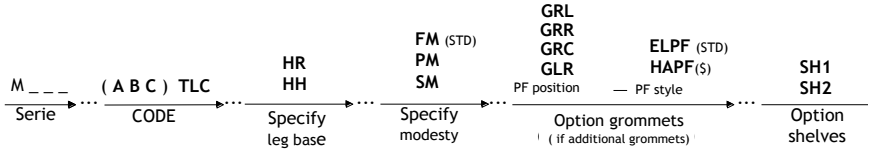

Notes		See
Leg base:	Possible leg base configurations: 1/2 leg on left (HR) or 1/2 legs on left and right (HH)	p.8
Modesties:	If the choice of modesty is not indicated, the standard is a full modesty (FM) Modesty options PM (10" high) or SM (18-1/2" high) are also available, at no charge	p.8
Grommet positions:	Widths less than 48": centered grommet (GRC) / Widths 48" or more: grommets on left and right (GLR) Add grommets at no charge: GRL (left), GRR (right), or GLR (left and right)	p.8
Grommet styles:	ELPF black grommet (elliptic with Logiflex logo) at no charge HAPF satin nickel grommet also offered / For this option, Add $14 retail / each	p.189
Fixed shelves:	A 12" deep fixed shelf can be added 16" below the work surface SH1/ For lateral tables 36" wide or less, add $61 retail SH2/ For lateral tables 42" wide or more, add $83 retail	
	Delivered disassembled	

LATERAL TABLES WITH CORNER CUT

MANUFACTURING STANDARDS:
CENTERED GROMMET FOR WIDTHS OF LESS THAN 48"
LEFT AND RIGHT GROMMETS (GRL) FOR WIDTHS 48" OR MORE

Compatible only with other lateral tables or extended corner tables because of the direction of the wood grain as well as the thickness of the leg

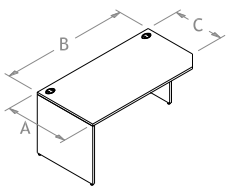

Lateral table with right corner cut	CODE	EDGES / MOULDINGS					
		tfl	*hpl*	*tfl*	*hpl*	*tfl*	*hpl*
		ML	MLL	MAR	MARL	MAW	MAWL
	A B C	*1"*	*1-1/16"*	*1-5/8"*	*1-9/16"*	*1-5/8"*	*1-9/16"*
26", cut at 20" Flush modesty	263620TLC	528	653	602	701	771	900
	264220TLC	553	680	631	757	816	962
	264820TLC	576	713	659	807	858	1020
	265420TLC	599	754	695	863	915	1094
	266020TLC	614	778	716	901	943	1140
	266620TLC	659	839	771	968	1017	1232
	267220TLC	689	880	809	1028	1066	1298
30", cut at 24" Flush modesty	303624TLC	528	653	602	701	771	900
	304224TLC	553	680	631	757	816	962
	304824TLC	576	713	659	807	858	1020
	305424TLC	599	754	695	863	915	1094
	306024TLC	614	778	716	901	943	1140
	306624TLC	659	839	771	968	1017	1232
	307224TLC	689	880	809	1028	1066	1298
36", cut at 30" Flush modesty	363630TLC	624	729	675	821	846	995
	364230TLC	652	763	703	864	887	1056
	364830TLC	679	796	731	910	929	1118
	365430TLC	695	836	766	965	988	1198
	366030TLC	710	863	788	1006	1017	1246
	366630TLC	724	896	816	1053	1055	1304
	367230TLC	754	937	851	1108	1107	1377

Types of leg bases:

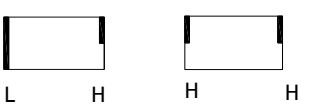

HOW TO ORDER?

M _ _ _ (Serie) → (A B C) TLC (CODE) → LH / HH (Specify leg base) → FM (STD) / PM / SM (Specify modesty) → GRL / GRR / GRC / GLR (PF position) — ELPF (STD) / HAPF($) (PF style) (Option grommets (if additional grommets)) → SH1 / SH2 (Option shelves)

Notes		See
Leg base:	Possible leg base configurations: 1/2 leg on right (LH) or 1/2 legs on left and right (HH) Modesty options PM (10" high) or SM (18-1/2" high) are also available, at no charge	p.8
Grommet positions:	Widths less than 48": centered grommet (GRC) / Widths 48" or more: grommets on left and right (GLR) Add grommets at no charge: GRL (left), GRR (right), or GLR (left and right)	p.8
Grommet styles:	ELPF black grommet (elliptic with Logiflex logo) at no charge HAPF satin nickel grommet also offered / For this option, Add $14 retail / each	p.189
Fixed shelves:	A 12" deep fixed shelf can be added 16" below the work surface SH1/ For lateral tables 36" wide or less, add $61 retail SH2/ For lateral tables 42" wide or more, add $83 retail	
	Delivered disassembled	

LATERAL TABLES WITH ROUNDED CUT

MANUFACTURING STANDARDS:
CENTERED GROMMET FOR WIDTHS OF LESS THAN 48"
LEFT AND RIGHT GROMMETS (GRL) FOR WIDTHS 48" OR MORE

Compatible only with other lateral tables or extended corner tables because of the direction of the wood grain as well as the thickness of the leg base.

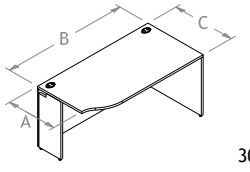

	EDGES / MOULDINGS		*tfl*	*hpl*	*tfl*	*hpl*
	tfl	*hpl*	MAR	MARL	MAW	MAWL
CODE	ML	MLL	MA	MAL	MAX	MAXL
Lateral table with left rounded cut — A B C	*1"*	*1-1/16"*	*1-5/8"*	*1-9/16"*	*1-5/8"*	*1-9/16"*
203626TCV	553	723	675	768	—	—
204226TCV	579	757	703	810	—	—
26", cut to 20" — 204826TCV	598	788	731	849	—	—
205426TCV	622	828	766	894	—	—
Flush modesty — 206026TCV	637	854	788	925	—	—
206626TCV	687	916	846	990	—	—
207226TCV	712	954	881	1044	—	—
243630TCV	553	723	675	768	—	—
244230TCV	579	757	703	810	—	—
30", cut to 24" — 244830TCV	598	788	731	849	—	—
245430TCV	622	828	766	894	—	—
Flush modesty — 246030TCV	637	854	788	925	—	—
246630TCV	687	916	846	990	—	—
247230TCV	712	954	881	1044	—	—
303636TCV	652	803	745	842	—	—
304236TCV	667	835	771	888	—	—
36", cut to 30" — 304836TCV	681	870	802	925	—	—
305436TCV	695	912	838	968	—	—
Flush modesty — 306036TCV	710	937	858	999	—	—
306636TCV	724	961	877	1178	—	—
307236TCV	754	893	922	1090	—	—

Types of leg bases:

H R H H

HOW TO ORDER?

M _ _ _ (Serie) → (A B C) TCV (CODE) → HR / HH (Specify leg base) → FM (STD) / PM / SM (Specify modesty) → GRL / GRR / GRC / GLR (PF position) — ELPF (STD) / HAPF($) (PF style) (Option grommets (if additional grommets)) → SH1 / SH2 (Option shelves)

Notes		See
Leg base:	Possible types of leg base configurations: 1/2 leg on left (HR) or 1/2 legs on left and right (HH)	p.8
Modesties:	If the choice of modesty is not indicated, the standard is a full modesty (FM) Modesty options PM (10" high) or SM (18-1/2" high) are also available, at no charge	p.8
Grommet positions:	Widths less than 48": centered grommet (GRC) / Widths 48" or more: grommets on left and right (GLR) Add grommets at no charge: GRL (left), GRR (right), or GLR (left and right)	p.8
Grommet styles:	ELPF black grommet (elliptic with Logiflex logo) at no charge HAPF satin nickel grommet also offered / For this option, Add $14 retail / each	p.189
Fixed shelves:	A 12" deep fixed shelf can be added 16" below the work surface SH1/ For lateral tables 36" wide or less, add $61 retail SH2/ For lateral tables 42" wide or more, add $83 retail	
	Delivered disassembled	

LATERAL TABLES WITH ROUNDED CUT

MANUFACTURING STANDARDS:
CENTERED GROMMET FOR WIDTHS OF LESS THAN 48"
LEFT AND RIGHT GROMMETS (GRL) FOR WIDTHS 48" OR MORE

Compatible only with other lateral tables or extended corner tables because of the direction of the wood grain and the thickness of the leg

Lateral table with right rounded cut

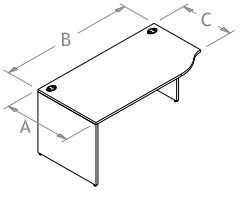

	EDGES / MOULDINGS					
	tfl	*hpl*	*tfl*	*hpl*	*tfl*	*hpl*
			MAR	MARL	MAW	MAWL
CODE	ML	MLL	MA	MAL	MAX	MAXL
A B C	*1"*	*1-1/16"*	*1-5/8"*	*1-9/16"*	*1-5/8"*	*1-9/16"*
26", cut to 20" Flush modesty						
263620TCV	553	723	675	768	—	—
264220TCV	579	757	703	810	—	—
264820TCV	598	788	731	849	—	—
265420TCV	622	828	766	894	—	—
266020TCV	637	854	788	925	—	—
266620TCV	687	916	846	990	—	—
267220TCV	712	954	881	1044	—	—
30", cut to 24" Flush modesty						
303624TCV	553	723	675	768	—	—
304224TCV	579	757	703	810	—	—
304824TCV	598	788	731	849	—	—
305424TCV	622	828	766	894	—	—
306024TCV	637	854	788	925	—	—
306624TCV	687	916	846	990	—	—
307224TCV	712	954	881	1044	—	—
36", cut to 30" Flush modesty						
363630TCV	652	803	745	842	—	—
364230TCV	667	835	771	888	—	—
364830TCV	681	870	802	925	—	—
365430TCV	695	912	838	968	—	—
366030TCV	710	937	858	999	—	—
366630TCV	724	961	877	1178	—	—
367230TCV	754	893	922	1090	—	—

Types of leg bases:

L H H H

HOW TO ORDER?

M _ _ _ (Serie) → (A B C) TCV (CODE) → LH / HH (Specify leg base) → FM (STD) / PM / SM (Specify modesty) → GRL / GRR / GRC / GLR (PF position) — ELPF (STD) / HAPF($) (PF style) (Option grommets (if additional grommets)) → SH1 / SH2 (Option shelves)

Notes		See
Leg base:	Possible leg base configurations: 1/2 leg on right (LH) or 1/2 leg on left and right (HH)	p.8
Modesties:	If the choice of modesty is not indicated, the standard is a full modesty (FM) Modesty options PM (10" high) or SM (18-1/2" high) are also available, at no charge	p.8
Grommet positions:	Widths less than 48": centered grommet (GRC) / Widths 48" or more: grommets on left and right (GLR) Add grommets at no charge: GRL (left), GRR (right), or GLR (left and right)	p.8
Grommet styles:	ELPF black grommet (elliptic with Logiflex logo) at no charge HAPF satin nickel grommet also offered / For this option, Add $14 retail / each	p.189
Fixed shelves:	A 12" deep fixed shelf can be added 16" below the work surface SH1/ For lateral tables 36" wide or less, add $61 retail SH2/ For lateral tables 42" wide or more, add $83 retail	
	Delivered disassembled	

EXTENDED CORNER TABLES STRAIGHT CUT

MANUFACTURING STANDARD: CORNER GROMMET (GRC)

Compatible only with other lateral tables or extended corner tables because of the direction of the wood grain as well as the thickness of the leg base.

Corner table extended to the left - straight cut

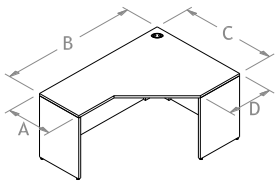

	EDGES / MOULDINGS					
	tfl	*hpl*	*tfl*	*hpl*	*tfl*	*hpl*
			MAR	MARL	MAW	MAWL
CODE	ML	MLL	MA	MAL	MAX	MAXL
A B C D	*1"*	*1-1/16"*	*1-5/8"*	*1-9/16"*	*1-5/8"*	*1-9/16"*
20" Flush modesties						
20603620L	802	1042	958	1184	1355	1601
20663620L	838	1083	994	1237	1405	1668
20723620L	895	1168	1072	1341	1525	1817
20604220L	951	1225	1128	1393	1540	1825
20664220L	988	1284	1178	1467	1604	1913
20724220L	1043	1363	1249	1566	1703	2042
20604820L	1099	1412	1300	1601	1723	2048
20664820L	1134	1475	1355	1684	1793	2144
20724820L	1191	1561	1434	1788	1917	2294
24" Flush modesties						
24603624L	802	1042	958	1184	1355	1601
24663624L	838	1083	994	1237	1405	1668
24723624L	895	1168	1072	1341	1525	1817
24604224L	951	1225	1128	1393	1540	1825
24664224L	988	1284	1178	1467	1604	1913
24724224L	1043	1363	1249	1566	1703	2042
24604824L	1099	1412	1300	1601	1723	2048
24664824L	1134	1475	1355	1684	1793	2144
24724824L	1191	1561	1434	1788	1917	2294
30" Flush modesties						
30604230L	951	1225	1128	1393	1540	1825
30664230L	988	1284	1178	1467	1604	1913
30724230L	1043	1363	1249	1566	1703	2042
30604830L	1099	1412	1300	1601	1723	2048
30664830L	1134	1475	1355	1684	1793	2144
30724830L	1191	1561	1434	1788	1917	2294

Types of leg bases:

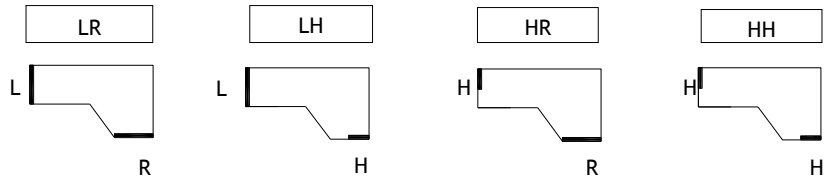

HOW TO ORDER?

M _ _ _ (A B C D) L — LR / LH / HR / HH — FM (STD) / PM / SM — GRL / GRR / GRC / GLR — ELPF (STD) / HAPF($)

Serie → CODE → Specify leg base → Specify modesty → Option grommets (PF position — PF style) (if additional grommets)

Notes		See
Leg base:	Possible types of leg base configurations: Full legs (LR), 1/2 leg on left (HR), 1/2 leg on right (LH), 1/2 legs on left and right (HH)	p.8
Modesties:	If the choice of modesty is not indicated, the standard is a full modesty (FM) Modesty options PM (10" high) or SM (18-1/2" high) are also available, at no charge	p.8
Grommet positions:	Add grommets at no charge: GRL (left), GRR (right), or GLR (left and right)	p.8
Grommet styles:	ELPF black grommet (elliptic with Logiflex logo) at no charge HAPF satin nickel grommet also offered / For this option, Add $14 retail / each	p.189
	Delivered disassembled	

EXTENDED CORNER TABLES STRAIGHT CUT

MANUFACTURING STANDARD: CORNER GROMMET (GRC)

Compatible only with other lateral tables or extended corner tables because of the direction of the wood grain as well as the thickness of the leg base.

Corner table extended to the right - straight cut

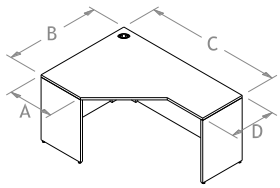

	EDGES / MOULDINGS					
	tfl	hpl	tfl	hpl	tfl	hpl
			MAR	MARL	MAW	MAWL
CODE	ML	MLL	MA	MAL	MAX	MAXL
A B C D	1"	1-1/16"	1-5/8"	1-9/16"	1-5/8"	1-9/16"
20" Flush modesties						
20366020L	802	1042	958	1184	1355	1601
20366620L	838	1083	994	1237	1405	1668
20367220L	895	1168	1072	1341	1525	1817
20426020L	951	1225	1128	1393	1540	1825
20426620L	988	1284	1178	1467	1604	1913
20427220L	1043	1363	1249	1566	1703	2042
20486020L	1099	1412	1300	1601	1723	2048
20486620L	1134	1475	1355	1684	1793	2144
20487220L	1191	1561	1434	1788	1917	2294
24" Flush modesties						
24366024L	802	1042	958	1184	1355	1601
24366624L	838	1083	994	1237	1405	1668
24367224L	895	1168	1072	1341	1525	1817
24426024L	951	1225	1128	1393	1540	1825
24426624L	988	1284	1178	1467	1604	1913
24427224L	1043	1363	1249	1566	1703	2042
24486024L	1099	1412	1300	1601	1723	2048
24486624L	1134	1475	1355	1684	1793	2144
24487224L	1191	1561	1434	1788	1917	2294
30" Flush modesties						
30426030L	951	1225	1128	1393	1540	1825
30426630L	988	1284	1178	1467	1604	1913
30427230L	1043	1363	1249	1566	1703	2042
30486030L	1099	1412	1300	1601	1723	2048
30486630L	1134	1475	1355	1684	1793	2144
30487230L	1191	1561	1434	1788	1917	2294

Types of leg bases:

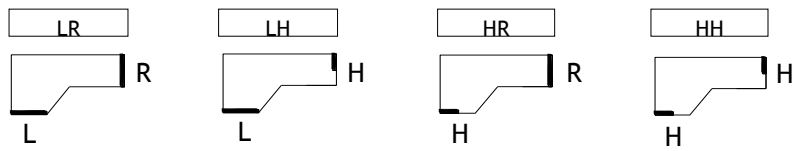

HOW TO ORDER?

M _ _ _ (Serie) → (A B C D) L (CODE) → LR / LH / HR / HH (Specify leg base) → FM (STD) / PM / SM (Specify modesty) → GRL / GRR / GRC / GLR (PF position) — ELPF (STD) / HAPF($) (PF style) (Option grommets (if additional grommets))

Notes		See
Leg base:	Possible types of leg base configurations: Full legs (LR), 1/2 leg on left (HR), 1/2 leg on right (LH), 1/2 legs on left and right (HH)	p.8
Modesties:	If the choice of modesty is not indicated, the standard is a full modesty (FM) Modesty options PM (10" high) or SM (18-1/2" high) are also available, at no charge	p.8
Grommet positions:	Add grommets at no charge: GRL (left), GRR (right), or GLR (left and right)	p.8
	ELPF black grommet (elliptic with Logiflex logo) at no charge	
Grommet styles:	HAPF satin nickel grommet also offered / For this option, Add $14 retail / each	p.189
	Delivered disassembled	

EXTENDED CORNER TABLES CURVED CUT

MANUFACTURING STANDARD: CORNER GROMMET (GRC)

Compatible only with other lateral tables or extended corner tables because of the direction of the wood grain as well as the thickness of the leg base.

Corner table extended to the left - curved cut

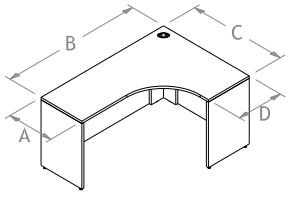

	EDGES / MOULDINGS					
	tfl	hpl	tfl	hpl	tfl	hpl
			MAR	MARL	MAW	MAWL
	ML	MLL	MA	MAL	MAX	MAXL
CODE A B C D	1"	1-1/16"	1-5/8"	1-9/16"	1-5/8"	1-9/16"
20" Flush modesties						
20603620R	829	1085	1099	1332	1663	1925
20663620R	865	1145	1134	1384	1738	2019
20723620R	921	1224	1213	1490	1856	2166
20604220R	979	1277	1269	1544	1847	2148
20664220R	1017	1342	1318	1617	1936	2263
20724220R	1072	1426	1391	1714	2047	2402
20604820R	1128	1470	1441	1751	2018	2356
20664820R	1164	1536	1497	1833	2088	2451
20724820R	1221	1624	1575	1937	2204	2597
24" Flush modesties						
24603624R	829	1085	1099	1332	—	—
24663624R	865	1145	1134	1384	—	—
24723624R	921	1224	1213	1490	—	—
24604224R	979	1277	1269	1544	1859	2160
24664224R	1017	1342	1318	1617	1949	2276
24724224R	1072	1426	1391	1714	2060	2416
24604824R	1128	1470	1441	1751	2029	2370
24664824R	1164	1536	1497	1833	2099	2465
24724824R	1221	1624	1575	1937	2218	2612
30" Flush modesties						
30604230R	979	1277	1269	1544	—	—
30664230R	1017	1342	1318	1617	—	—
30724230R	1072	1426	1391	1714	—	—
30604830R	1128	1470	1441	1751	2055	2398
30664830R	1164	1536	1497	1833	2126	2494
30724830R	1221	1624	1575	1937	2243	2640

Types of leg bases:

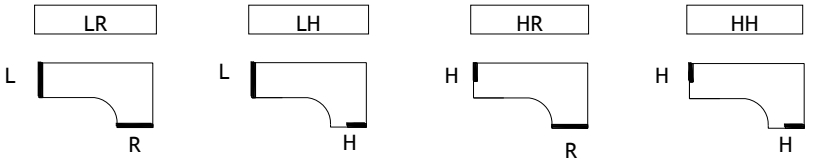

HOW TO ORDER?

M _ _ _ (A B C D) R — LR / LH / HR / HH — FM (STD) / PM / SM — GRL / GRR / GRC / GLR (PF position) — ELPF (STD) / HAPF (S) (PF style)

Serie → CODE → Specify leg base → Specify modesty → Option grommets (if additional grommets)

Notes		See
Leg base:	Possible types of leg base configurations: Full legs (LR), 1/2 leg on left (HR), 1/2 leg on right (LH), 1/2 legs on left and right (HH)	p.8
Modesties:	If the choice of modesty is not indicated, the standard is a full modesty (FM) Modesty options PM (10" high) or SM (18-1/2" high) are also available, at no charge	p.8
Grommet positions:	Add grommets at no charge: GRL (left), GRR (right), or GLR (left and right) ELPF black grommet (elliptic with Logiflex logo) at no charge	p.8
Grommet styles:	HAPF satin nickel grommet also offered / For this option, Add $14 retail / each	p.189
	Delivered disassembled	

EXTENDED CORNER TABLES CURVED CUT

MANUFACTURING STANDARD: CORNER GROMMET (GRC)
DELIVERED DISASSEMBLED
Compatible only with other lateral tables or extended corner tables because of the direction of the wood grain as well as the thickness of the leg base.

Corner table extended to the right - curved cut

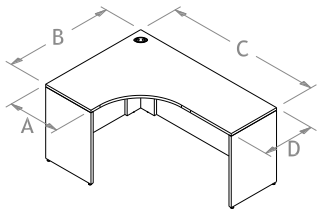

	EDGES / MOULDINGS					
	tfl	hpl	tfl	hpl	tfl	hpl
			MAR	MARL	MAW	MAWL
CODE	ML	MLL	MA	MAL	MAX	MAXL
A B C D	1"	1-1/16"	1-5/8"	1-9/16"	1-5/8"	1-9/16"
20" Flush modesties						
20366020R	829	1085	1099	1332	1663	1925
20366620R	865	1145	1134	1384	1738	2019
20367220R	921	1224	1213	1490	1856	2166
20426020R	979	1277	1269	1544	1847	2148
20426620R	1017	1342	1318	1617	1936	2263
20427220R	1072	1426	1391	1714	2047	2402
20486020R	1128	1470	1441	1751	2018	2356
20486620R	1164	1536	1497	1833	2088	2451
20487220R	1221	1624	1575	1937	2204	2597
24" Flush modesties						
24366024R	829	1085	1099	1332	—	—
24366624R	865	1145	1134	1384	—	—
24367224R	921	1224	1213	1490	—	—
24426024R	979	1277	1269	1544	1859	2160
24426624R	1017	1342	1318	1617	1949	2276
24427224R	1072	1426	1391	1714	2060	2416
24486024R	1128	1470	1441	1751	2029	2370
24486624R	1164	1536	1497	1833	2099	2465
24487224R	1221	1624	1575	1937	2218	2612
30" Flush modesties						
30426030R	979	1277	1269	1544	—	—
30426630R	1017	1342	1318	1617	—	—
30427230R	1072	1426	1391	1714	—	—
30486030R	1128	1470	1441	1751	2055	2398
30486630R	1164	1536	1497	1833	2126	2494
30487230R	1221	1624	1575	1937	2243	2640

Types of leg bases:

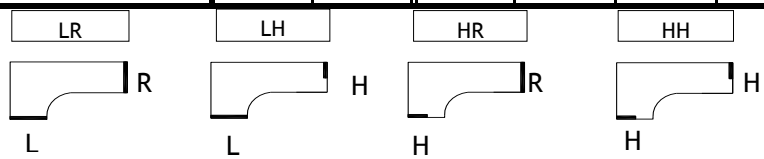

HOW TO ORDER?

M _ _ _ (Serie) → (A B C D) R (CODE) → LR / LH / HR / HH (Specify leg base) → FM (STD) / PM / SM (Specify modesty) → GRL / GRR / GRC / GLR (PF position) — ELPF (STD) / HAPF($) (PF style) (Option grommets (if additional grommets))

Notes		See
Leg base:	Possible types of leg base configurations: Full legs (LR), 1/2 leg on left (HR), 1/2 leg on right (LH), 1/2 legs on left and right (HH)	p.8
Modesties:	If the choice of modesty is not indicated, the standard is a full modesty (FM) Modesty options PM (10" high) or SM (18-1/2" high) are also available, at no charge	p.8
Grommet positions:	Add grommets at no charge: GRL (left), GRR (right), or GLR (left and right) ELPF black grommet (elliptic with Logiflex logo) at no charge	p.8
Grommet styles:	HAPF satin nickel grommet also offered / For this option, Add $14 retail / each	p.189
	Delivered disassembled	

FACTORY-INSTALLED PEDESTALS

PEDESTALS WITHOUT TOP AND WITH LOCK

FOR FACTORY INSTALLATION ON FREESTANDING FURNITURE

MANUFACTURING STANDARDS:
DEPTH IS ADJUSTED TO MATCH FURNITURE ORDERED

	CODE	EDGES / MOULDINGS tfl	EDGES / MOULDINGS hpl	tfl MAR	hpl MARL	tfl MAW	hpl MAWL
		ML	MLL	MA	MAL	MAX	MAXL
Factory-installed D (BF) pedestal		1"	1-1/16"	1-5/8"	1-9/16"	1-5/8"	1-9/16"
PVC extrusion for lateral opening of drawers 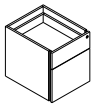	DINS	439	—	439	—	—	—
	DINSX	522	—	522	—	—	—
Factory-installed E (BBF) pedestal PVC extrusion for lateral opening of drawers 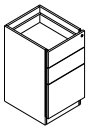	EINS	595	—	595	—	—	—
	EINSX	678	—	678	—	—	—
Factory-installed F (FF) pedestal PVC extrusion for lateral opening of drawers 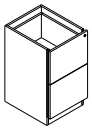	FINS	595	—	595	—	—	—
	FINSX	678	—	678	—	—	—
Factory-installed cabinet with 1 door opening to the left and 1 adjustable shelf HJAB handle 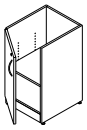	ARL15INS	384	—	384	—	—	—
	ARL18INS	405	—	405	—	—	—
Factory-installed cabinet with 1 door opening to the right and 1 adjustable shelf HJAB handle 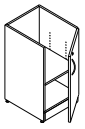	ARR15INS	384	—	384	—	—	—
	ARR18INS	405	—	405	—	—	—

HOW TO ORDER?

Pedestals: M _ _ _ (Serie) … D E F (storage) INS (CODE) … X (Option (legal size))

Cabinets: M _ _ _ (Serie) … ARL ARR (cabinet) 15 18 INS (CODE) … HJAB (STD) See section : accessories (Specify handles)

Notes		See
Pedestal handles:	To add handles on the fronts of D, E or F pedestals, please choose from the Logiflex list / Add $11 retail per handle	p.178
Cabinet handles:	For handles other than the HJAB standard on cabinet doors, please choose from the Logiflex list / No charge	p.178

FACTORY-INSTALLED PEDESTALS

PEDESTALS WITHOUT TOP AND WITH LOCK(S)

FOR FACTORY INSTALLATION ON FREESTANDING FURNITURE

MANUFACTURING STANDARDS: HJAB HANDLES / CROSSBARS INCLUDED
DEPTH IS ADJUSTED TO MATCH FURNITURE ORDERED

		EDGES / MOULDINGS		*tfl*	*hpl*	*tfl*	*hpl*
		tfl	*hpl*	MAR	MARL	MAW	MAWL
	CODE	ML	MLL	MA	MAL	MAX	MAXL
		1"	*1-1/16"*	*1-5/8"*	*1-9/16"*	*1-5/8"*	*1-9/16"*
Factory-installed 2-drawer lateral filing cabinet 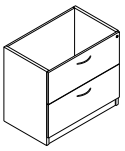	CL30INS	682	—	682	—	—	—
	CL36INS	744	—	744	—	—	—
	CL42INS	811	—	811	—	—	—
Factory-installed BCCL combination pedestal 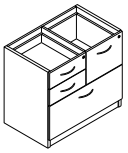	BCCL30INS	973	—	973	—	—	—
	BCCL36INS	1041	—	1041	—	—	—
Factory-installed CBCL combination pedestal 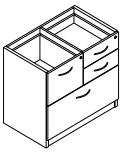	CBCL30INS	973	—	973	—	—	—
	CBCL36INS	1041	—	1041	—	—	—
Factory-installed 2-door cabinet with 1 adjustable shelf 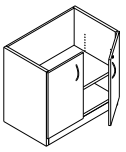	AR24INS	527	—	527	—	—	—
	AR30INS	554	—	554	—	—	—
	AR36INS	581	—	581	—	—	—
	AR42INS	621	—	621	—	—	—

HOW TO ORDER?

M _ _ _ (Serie) ... **CL** / **BCCL** / **CBCL** / **AR** (storage) — **24** (AR only) / **30** / **36** / **42** (AR only) (width) — CODE — **IND** ... **HJAB** (STD) — See section: accessories — Specify handles

Notes **See**

Handles: For a type of handle other than the HJAB standard, please choose from the Logiflex list / No charge p.178

INDEPENDENT PEDESTALS

PEDESTALS WITHOUT TOP AND WITH LOCK
FOR INSTALLATION BY THE CLIENT ON EXISTING FURNITURE

MANUFACTURING STANDARD: DEPTH OF 17-3/4"

	CODE	EDGES / MOULDINGS tfl	EDGES / MOULDINGS hpl	tfl MAR	hpl MARL	tfl MAW	hpl MAWL
		ML	MLL	MA	MAL	MAX	MAXL
		1"	1-1/16"	1-5/8"	1-9/16"	1-5/8"	1-9/16"
Independent D (BF) pedestal PVC extrusion for lateral opening of drawers	DIND	501	—	501	—	—	—
	DINDX	561	—	561	—	—	—
Independent E (BBF) pedestal PVC extrusion for lateral opening of drawers	EIND	627	—	627	—	—	—
	EINDX	682	—	682	—	—	—
Independent F (FF) pedestal PVC extrusion for lateral opening of drawers	FIND	627	—	627	—	—	—
	FINDX	682	—	682	—	—	—
Independent cabinet with 1 door opening to the left and 1 adjustable shelf HJAB handle	ARL15IND	427	—	427	—	—	—
	ARL18IND	446	—	446	—	—	—
Independent cabinet with 1 door opening to the right and 1 adjustable shelf HJAB handle	ARR15IND	427	—	427	—	—	—
	ARR18IND	446	—	446	—	—	—

HOW TO ORDER?

Pedestals : M _ _ _ (Serie) … D E F (storage) IND (CODE) … X (Option (legal size))

Cabinets : M _ _ _ (Serie) … ARL ARR (Cabinet) 15 18 (width IND (CODE) … HJAB (STD) See section: accessories (Specify handles)

Notes		See
Pedestal handles:	To add handles on the fronts of D, E or F pedestals, please choose from the Logiflex list / Add $11 retail per handle	p.178
Cabinet handles:	For handles other than the HJAB standard on cabinet doors, please choose from the Logiflex list / No charge	p.178

INDEPENDENT PEDESTALS

PEDESTALS WITHOUT TOP AND WITH LOCK

FOR INSTALLATION BY THE CLIENT ON EXISTING FURNITURE

MANUFACTURING STANDARDS: HJAB HANDLES / CROSSBARS
DEPTH OF 17-3/4"

		EDGES / MOULDINGS		*tfl*	*hpl*	*tfl*	*hpl*
		tfl	*hpl*	MAR	MARL	MAW	MAWL
	CODE	ML	MLL	MA	MAL	MAX	MAXL
Independent 2-drawer lateral filing cabinet 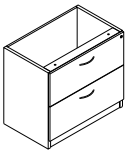	CL30IND	716	—	716	—	—	—
	CL36IND	779	—	779	—	—	—
	CL42IND	840	—	840	—	—	—
Independent BCCL combination pedestal 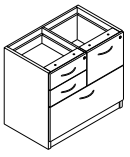	BCCL30IND	1016	—	1016	—	—	—
	BCCL36IND	1079	—	1079	—	—	—
Independent CBCL combination pedestal 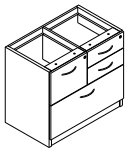	CBCL30IND	1016	—	1016	—	—	—
	CBCL36IND	1079	—	1079	—	—	—
Independent 2-door cabinet with 1 adjustable shelf 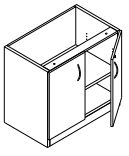	AR24IND	568	—	568	—	—	—
	AR30IND	609	—	609	—	—	—
	AR36IND	636	—	636	—	—	—
	AR42IND	663	—	663	—	—	—

HOW TO ORDER?

M _ _ _ (Serie) … **CL** / **BCCL** / **CBCL** / **AR** (storage) **24** (AR only) / **30** / **36** / **42** (AR only) (width) **IND** (CODE) … **HJAB** (STD) see section: accessories (Specify handles)

Notes **See**

Handles: For a type of handle other than the HJAB standard, please choose from the Logiflex list / No charge p.178

MOBILE PEDESTALS

MANUFACTURING STANDARDS:
PVC EXTRUSION FOR LATERAL OPENING OF DRAWERS / 27-3/8" HIGH

	EDGES / MOULDINGS	*hpl*					
	CODE	ML	MLL	MA	MAL	MAX	MAXL
Mobile E (UUF) pedestal Letter size 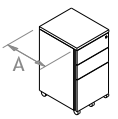	A	5/8"					
	MOBE18	663	—	663	—	—	—
	MOBE23	663	—	663	—	—	—
	MOBE29	710	—	710	—	—	—
Mobile E (UUF) pedestal Legal size 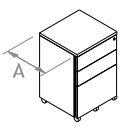	A						
	MOBXE18	747	—	747	—	—	—
	MOBXE23	747	—	747	—	—	—
	MOBXE29	793	—	793	—	—	—
Mobile F (FF) pedestal Letter size 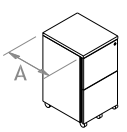	A						
	MOBF18	663	—	663	—	—	—
	MOBF23	663	—	663	—	—	—
	MOBF29	710	—	710	—	—	—
Mobile F (FF) pedestal Legal size 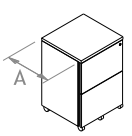	A						
	MOBXF18	747	—	747	—	—	—
	MOBXF23	747	—	747	—	—	—
	MOBXF29	793	—	793	—	—	—

HOW TO ORDER?

Mobile pedestal - Letter size:

M _ _ _ (Serie) → ... → **MOB** (letter size) (CODE) → ... → **E** / **F** (Specify pedestal type) → ... → **A** (Spécifier pedestal depth) → ... → **CPDS** (Option counterweight) → ... → See section: accessories (Option handles)

Mobile pedestal - Legal size:

M _ _ _ (Serie) → ... → **MOBX** (legal size) (CODE) → ... → **E** / **F** (Specify pedestal type) → ... → **A** (Spécifier pedestal depth) → ... → **CPDS** (Option counterweight) → ... → See section: accessories (Option handles)

Notes		See
Handles:	To add handles on the fronts of mobile pedestals, please choose from the Logiflex list / Add $11 retail per handle	p.178
Counterweight:	A 45 lb counterweight is included for mobile pedestals that are 18" deep If you would like to add a 45 lb counterweight to a pedestal with a different depth, please indicate option **CPDS** / Add $142 retail	

COMBINATION PEDESTALS / LATERAL FILING CABINETS

MANUFACTURING STANDARDS:
HJAB HANDLES / BLACK INTERLOCK LOCKS / CROSSBARS

		EDGES / MOULDINGS		tfl	hpl	tfl	hpl
		tfl	hpl	MAR	MARL	MAW	MAWL
	CODE	ML	MLL	MA	MAL	MAX	MAXL
BCCL combination pedestal	A B	1"	1-1/16"	1-5/8"	1-9/16"	1-5/8"	1-9/16"
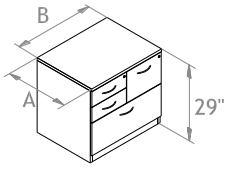	20BCCL30	1102	1174	1108	1214	1270	1383
	20BCCL36	1134	1254	1182	1293	1345	1463
	24BCCL30	1122	1233	1163	1269	1325	1441
	24BCCL36	1196	1313	1237	1347	1400	1519
CBCL combination pedestal	20CBCL30	1102	1174	1108	1214	1270	1383
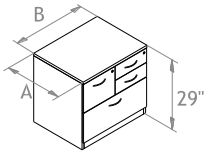	20CBCL36	1134	1254	1182	1293	1345	1463
	24CBCL30	1122	1233	1163	1269	1325	1441
	24CBCL36	1196	1313	1237	1347	1400	1519
	A B						
Lateral filing cabinet with 2 drawers	CL20302	750	846	790	880	952	1049
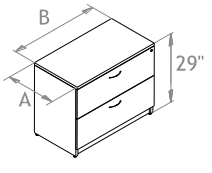	CL20362	817	929	864	965	1041	1151
	CL20422	893	1021	947	1067	1134	1263
	CL24302	804	916	846	953	1026	1149
	CL24362	871	1001	919	1045	1111	1253
	CL24422	947	1093	999	1137	1203	1360
Lateral filing cabinet with 3 drawers	CL20303	1215	—	1257	—	1419	—
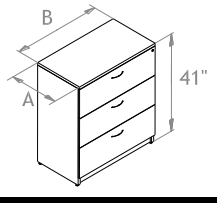	CL20363	1277	—	1325	—	1500	—
	CL20423	1378	—	1405	—	1594	—
	CL24303	1270	—	1325	—	1500	—
	CL24363	1330	—	1393	—	1581	—
	CL24423	1431	—	1473	—	1675	—
Lateral filing cabinet with 4 drawers	CL20304	1560	—	1600	—	1763	—
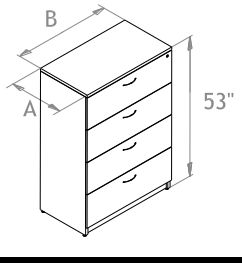	CL20364	1635	—	1675	—	1864	—
	CL20424	1710	—	1756	—	1959	—
	CL24304	1655	—	1709	—	1872	—
	CL24364	1729	—	1783	—	1972	—
	CL24424	1831	—	1864	—	2068	—

HOW TO ORDER?

M _ _ _ (Serie) ... (A) BCCL CBCL (B) (CODE) ... HJAB (STD) See section: accessories (Specify handles)

M _ _ _ (Serie) ... CL (A B) 2 3 4 (CODE) ... HJAB (STD) See section: Accessories (Specify handles)

Notes **See**

Handles: For handles other than the HJAB standard, please choose from the Logiflex list / No charge p.178

BBCL pedestal: To change a BCCL or CBCL pedestal to a BBCL pedestal (4 utility drawers and 1 lateral file drawer), add $71 retail

CORNER BOOKCASES

MANUFACTURING STANDARDS:
WITH 1" THICK ADJUSTABLE SHELVES AND SHELF BRACKETS

Corner bookcase

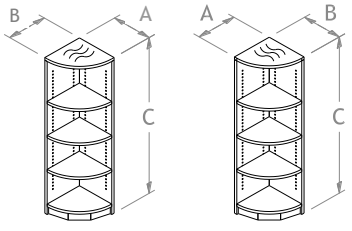

Left (L) Right (R)

Direction of wood grain

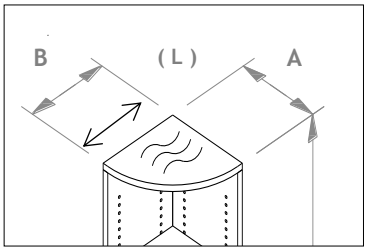

Direction of wood grain

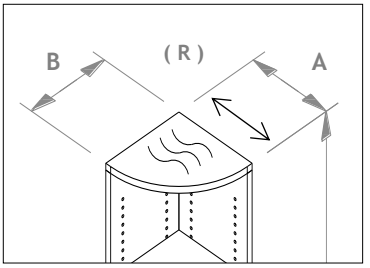

	EDGES / MOULDINGS		tfl	hpl	tfl	hpl
	tfl	hpl	MAR	MARL	MAW	MAWL
CODE	ML	MLL	MA	MAL	MAX	MAXL
A B C	1"	1-1/16"	1-5/8"	1-9/16"	1-5/8"	1-9/16"
BB121229C	387	446	425	476	507	567
BB121236C	425	—	448	—	528	—
BB121242C	453	—	476	—	556	—
BB121248C	490	—	503	—	586	—
BB121254C	525	—	531	—	614	—
BB121260C	569	—	575	—	649	—
BB121266C	611	—	639	—	720	—
BB121272C	639	—	675	—	757	—
BB121284C	667	—	781	—	863	—
BB151529C	448	476	453	515	557	625
BB151536C	482	—	494	—	588	—
BB151542C	509	—	530	—	615	—
BB151548C	546	—	569	—	673	—
BB151554C	575	—	602	—	709	—
BB151560C	611	—	639	—	744	—
BB151566C	639	—	710	—	815	—
BB151572C	652	—	745	—	850	—
BB151584C	681	—	851	—	974	—
BB202029C	482	551	525	597	663	740
BB202036C	509	—	569	—	705	—
BB202042C	541	—	639	—	778	—
BB202048C	569	—	681	—	818	—
BB202054C	596	—	724	—	860	—
BB202060C	624	—	766	—	902	—
BB202066C	652	—	838	—	973	—
BB202072C	681	—	907	—	1045	—
BB202084C	710	—	1050	—	1188	—
BB242429C	509	567	540	633	702	805
BB242460C	652	—	793	—	929	—
BB242466C	679	—	865	—	1000	—
BB242472C	709	—	935	—	1073	—
BB242484C	736	—	1076	—	1214	—
BB303029C	652	752	716	827	922	1044

Number of shelves included:
29" high: 1 adjustable shelf
36" high: 2 adjustable shelves
42" high: 2 adjustable shelves
48" high: 3 adjustable shelves
54" high: 3 adjustable shelves
60" high: 3 adjustable shelves
66" high: 4 adjustable shelves
72" high: 4 adjustable shelves
84" high: 5 adjustable shelves

HOW TO ORDER?

M _ _ _ (Serie) ... BB (A B C) C (CODE) ... L / R (Mention side (for wood grain direction)) ... SH (Option shelves)

Notes

Shelves: To add adjustable shelves (SH), price is according to square footage. Please request a quotation to obtain a price.

30" BOOKCASES
WITH BLACK MASONITE BACK

MANUFACTURING STANDARDS:
WITH 1" THICK ADJUSTABLE SHELVES AND SHELF BRACKETS

		EDGES / MOULDINGS		tfl	hpl	tfl	hpl
		tfl	hpl	MAR	MARL	MAW	MAWL
	CODE	ML	MLL	MA	MAL	MAX	MAXL
Bookcase 12" X 30"	A B C	1"	1-1/16"	1-5/8"	1-9/16"	1-5/8"	1-9/16"
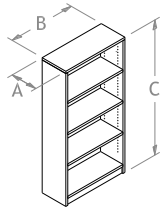	BB123029	341	394	384	439	468	527
	BB123036	355	—	399	—	483	—
	BB123042	363	—	406	—	489	—
	BB123048	375	—	418	—	502	—
	BB123054	391	—	434	—	518	—
	BB123060	404	—	446	—	531	—
	BB123066	433	—	476	—	559	—
	BB123072	541	—	584	—	667	—
	BB123084	639	—	682	—	766	—
Bookcase 15" X 30"	BB153029	419	485	473	542	558	632
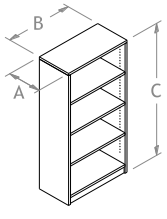	BB153036	433	—	486	—	573	—
	BB153042	453	—	507	—	592	—
	BB153048	469	—	522	—	609	—
	BB153054	490	—	544	—	630	—
	BB153060	497	—	551	—	637	—
	BB153066	546	—	599	—	686	—
	BB153072	631	—	684	—	770	—
	BB153084	667	—	721	—	806	—
Bookcase 20" X 30"	BB203029	448	530	518	591	604	693
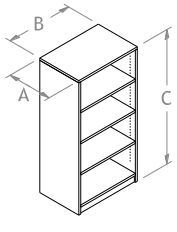	BB203036	460	—	530	—	616	—
	BB203042	482	—	552	—	638	—
	BB203048	497	—	568	—	654	—
	BB203054	518	—	588	—	675	—
	BB203060	525	—	596	—	682	—
	BB203066	589	—	659	—	746	—
	BB203072	659	—	729	—	816	—
	BB203084	695	—	766	—	852	—

Number of shelves included:
29" high: 1 adjustable shelf
36" high: 2 adjustable shelves
42" high: 2 adjustable shelves
48" high: 3 adjustable shelves
54" high: 3 adjustable shelves
60" high: 3 adjustable shelves
66" high: 4 adjustable shelves
72" high: 4 adjustable shelves
84" high: 5 adjustable shelves

HOW TO ORDER?

M _ _ _ (Serie) → BB (A B C) (CODE) → SH (Option shelves)

Notes

Shelves: To add adjustable shelves (SH), price is according to square footage. Please request a quotation to obtain a price.

30" BOOKCASES
WITH 5/8" THICK LAMINATE BACK

MANUFACTURING STANDARDS:
WITH 1" THICK ADJUSTABLE SHELVES AND SHELF BRACKETS

		EDGES / MOULDINGS		tfl	hpl	tfl	hpl
		tfl	hpl	MAR	MARL	MAW	MAWL
	CODE	ML	MLL	MA	MAL	MAX	MAXL
	A B C	1"	1-1/16"	1-5/8"	1-9/16"	1-5/8"	1-9/16"
Bookcase 12" X 30" 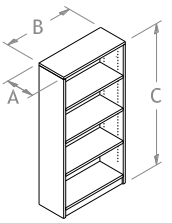	BBL123029	419	476	448	506	531	597
	BBL123036	448	—	476	—	559	—
	BBL123042	476	—	509	—	596	—
	BBL123048	490	—	525	—	611	—
	BBL123054	503	—	546	—	631	—
	BBL123060	525	—	559	—	646	—
	BBL123066	553	—	596	—	681	—
	BBL123072	659	—	703	—	771	—
	BBL123084	745	—	759	—	829	—
Bookcase 15" X 30" 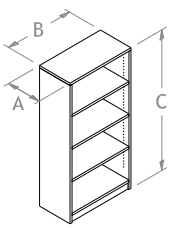	BBL153029	438	496	497	558	581	650
	BBL153036	467	—	525	—	611	—
	BBL153042	495	—	559	—	646	—
	BBL153048	508	—	575	—	659	—
	BBL153054	522	—	596	—	681	—
	BBL153060	545	—	611	—	695	—
	BBL153066	573	—	646	—	724	—
	BBL153072	679	—	754	—	823	—
	BBL153084	779	—	794	—	881	—
Bookcase 20" X 30" 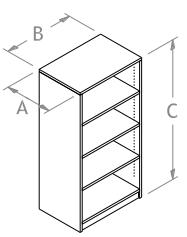	BBL203029	525	587	541	604	624	692
	BBL203036	553	—	569	—	652	—
	BBL203042	589	—	602	—	688	—
	BBL203048	602	—	619	—	703	—
	BBL203054	624	—	639	—	724	—
	BBL203060	639	—	652	—	737	—
	BBL203066	675	—	688	—	771	—
	BBL203072	781	—	794	—	865	—
	BBL203084	823	—	838	—	922	—

Number of shelves included:
29" high: 1 adjustable shelf
36" high: 2 adjustable shelves
42" high: 2 adjustable shelves
48" high: 3 adjustable shelves
54" high: 3 adjustable shelves
60" high: 3 adjustable shelves
66" high: 4 adjustable shelves
72" high: 4 adjustable shelves
84" high: 5 adjustable shelves

HOW TO ORDER?

M _ _ _ → ... **BBL (A B C)** → ... **SH**
Serie — CODE — **Option** shelves

Notes

Shelves: To add adjustable shelves (SH), price is according to square footage. Please request a quotation to obtain a price.

36" BOOKCASES
WITH BLACK MASONITE BACK

MANUFACTURING STANDARDS:
WITH 1" THICK ADJUSTABLE SHELVES AND SHELF BRACKETS

		EDGES / MOULDINGS		tfl	hpl	tfl	hpl
		tfl	hpl	MAR	MARL	MAW	MAWL
	CODE	ML	MLL	MA	MAL	MAX	MAXL
Bookcase 12" X 36"	A B C	1"	1-1/16"	1-5/8"	1-9/16"	1-5/8"	1-9/16"
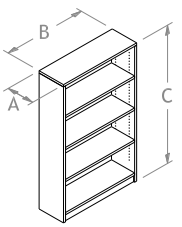	BB123629	375	437	426	490	510	579
	BB123636	391	—	442	—	525	—
	BB123642	404	—	454	—	533	—
	BB123648	419	—	471	—	554	—
	BB123654	433	—	484	—	568	—
	BB123660	448	—	499	—	582	—
	BB123666	476	—	527	—	611	—
	BB123672	581	—	632	—	716	—
	BB123684	659	—	711	—	794	—
Bookcase 15" X 36"	BB153629	453	530	517	596	603	687
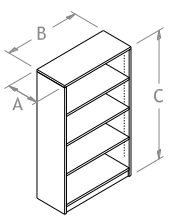	BB153636	469	—	533	—	619	—
	BB153642	490	—	554	—	641	—
	BB153648	503	—	567	—	653	—
	BB153654	525	—	589	—	675	—
	BB153660	531	—	595	—	681	—
	BB153666	559	—	623	—	710	—
	BB153672	667	—	731	—	817	—
	BB153684	703	—	767	—	853	—
Bookcase 20" X 36"	BB203629	482	578	567	630	649	720
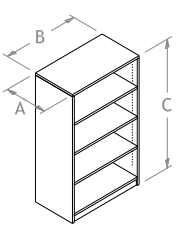	BB203636	497	—	582	—	668	—
	BB203642	518	—	603	—	689	—
	BB203648	531	—	616	—	702	—
	BB203654	553	—	638	—	723	—
	BB203660	559	—	645	—	731	—
	BB203666	624	—	710	—	795	—
	BB203672	695	—	781	—	867	—
	BB203684	731	—	816	—	902	—

Number of shelves included:
29" high: 1 adjustable shelf
36" high: 2 adjustable shelves
42" high: 2 adjustable shelves
48" high: 3 adjustable shelves
54" high: 3 adjustable shelves
60" high: 3 adjustable shelves
66" high: 4 adjustable shelves
72" high: 4 adjustable shelves
84" high: 5 adjustable shelves

HOW TO ORDER?

M _ _ _ (Serie) ... **BB (A B C)** (CODE) ... **SH** (**Option** shelves)

Notes

Shelves: To add adjustable shelves (SH), price is according to square footage. Please request a quotation to obtain a price.

36" BOOKCASES
WITH 5/8" THICK LAMINATE BACK

MANUFACTURING STANDARDS:
WITH 1" THICK ADJUSTABLE SHELVES AND SHELF BRACKETS

		EDGES / MOULDINGS		tfl	hpl	tfl	hpl
		tfl	hpl	MAR	MARL	MAW	MAWL
	CODE	ML	MLL	MA	MAL	MAX	MAXL
Bookcase 12" X 36"	A B C	1"	1-1/16"	1-5/8"	1-9/16"	1-5/8"	1-9/16"
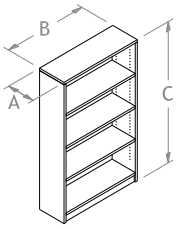	BBL123629	453	510	476	534	559	626
	BBL123636	482	—	503	—	589	—
	BBL123642	509	—	541	—	624	—
	BBL123648	525	—	553	—	639	—
	BBL123654	541	—	575	—	659	—
	BBL123660	559	—	589	—	675	—
	BBL123666	596	—	624	—	710	—
	BBL123672	703	—	731	—	802	—
	BBL123684	788	—	771	—	858	—
Bookcase 15" X 36"	BBL153629	473	536	531	597	619	685
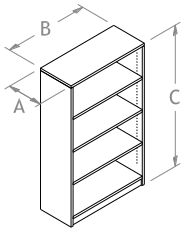	BBL153636	501	—	559	—	646	—
	BBL153642	528	—	596	—	681	—
	BBL153648	545	—	611	—	695	—
	BBL153654	557	—	631	—	716	—
	BBL153660	578	—	646	—	731	—
	BBL153666	615	—	681	—	766	—
	BBL153672	722	—	788	—	858	—
	BBL153684	805	—	829	—	915	—
Bookcase 20" X 36"	BBL203629	559	626	575	642	659	730
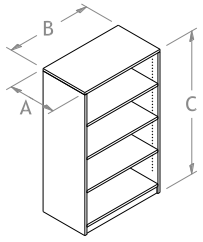	BBL203636	589	—	602	—	688	—
	BBL203642	624	—	639	—	724	—
	BBL203648	639	—	652	—	737	—
	BBL203654	659	—	675	—	759	—
	BBL203660	675	—	688	—	771	—
	BBL203666	710	—	724	—	809	—
	BBL203672	816	—	829	—	901	—
	BBL203684	858	—	872	—	958	—

Number of shelves included:
29" high: 1 adjustable shelf
36" high: 2 adjustable shelves
42" high: 2 adjustable shelves
48" high: 3 adjustable shelves
54" high: 3 adjustable shelves
60" high: 3 adjustable shelves
66" high: 4 adjustable shelves
72" high: 4 adjustable shelves
84" high: 5 adjustable shelves

HOW TO ORDER?

M _ _ _ (Serie) ... BBL (A B C) (CODE) ... SH (Option shelves)

Notes

Shelves: To add adjustable shelves (SH), price is according to square footage. Please request a quotation to obtain a price.

DISPLAY CASES

			tfl	*tfl*	
		EDGES / MOULDINGS			
		tfl	MAR	MAW	
	CODE	ML	MA	MAX	
Display cases with 5 angled shelves	A B	*1"*	*1-5/8"*	*1-5/8"*	
(and fixed horizontal shelves underneath)	**1830MD5**	1418	1464	1589	
	1836MD5	1457	1480	1657	
	1842MD5	1533	1593	1778	
Display cases	**1830MD3AR**	1380	1416	1540	
Top: 3 angled shelves (and fixed horizontal shelves underneath)	**1836MD3AR**	1418	1462	1597	
	1842MD3AR	1494	1544	1704	

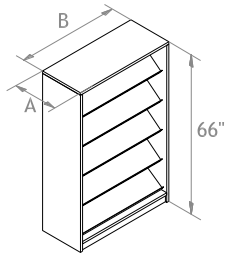

Bottom: 2-door cabinet / 1 adjustable shelf

HJAB handles

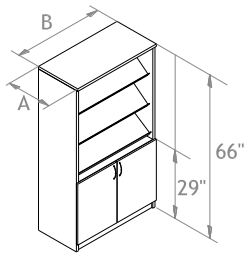

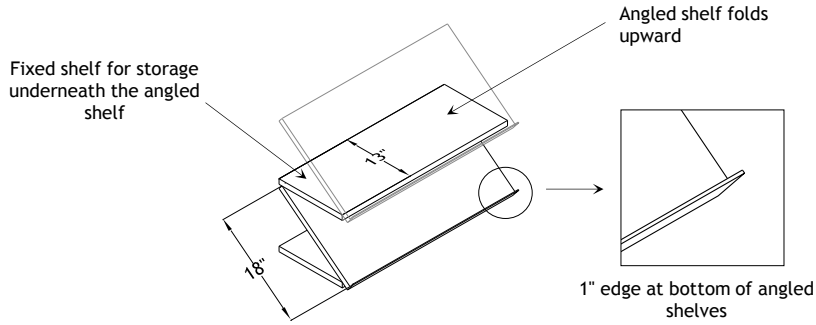

HOW TO ORDER?

M _ _ _ → Serie ... (A B) **MD5** **MD3AR** → CODE ... **HJAB** (STD) **See section:** Accessories — Specify handles for **MD3AR**

Notes **See**

Handles: For handles other than the **HJAB** standard, please choose from the Logiflex list / **No charge**

p.178

FORM HOLDERS

MANUFACTURING STANDARD: FIXED 5/8" THICK LAMINATE SHELF WITH 2.5MM PVC EDGE

	CODE	DEPTH	WIDTH	HEIGHT	ML - MA
5-compartment form holder 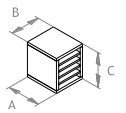		A	B	C	
	F5	16 3/8"	11 5/8"	13 5/8	190
	*F5LS	13"	11 5/8"	13 5/8	190
10-compartment form holder 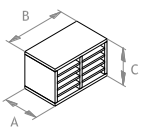		A	B	C	
	F10	16 3/8"	22 3/8"	13 5/8	365
	*F10LS	13"	22 3/8"	13 5/8	365
15-compartment form holder 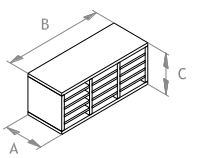		A	B	C	
	F15	16 3/8"	33 1/8"	13 5/8	548
	*F15LS	13"	33 1/8"	13 5/8	548
20-compartment form holder 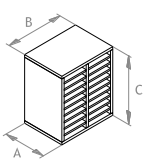		A	B	C	
	F20	16 3/8"	22 3/8"	25 7/8"	724
30-compartment form holder 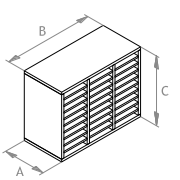		A	B	C	
	F30	16 3/8"	34 5/8"	26 5/8"	1090
45-compartment form holder 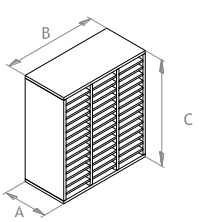		A	B	C	
	F45	16 3/8"	34 5/8"	38 7/8"	1568
45-compartment form holder with base 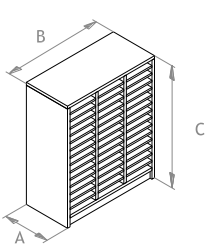		A	B	C	
	F45B	16 3/8"	34 5/8"	42 1/4"	1638

Compartment size: Depth (F): 15-3/8" Depth (FLS): 12" Width: 10-1/8" Height: 1-7/8"

Notes

*** LS added to the codification of an item means that the form holder will be installed under the fixed shelf of a hutch**

F5, F10, F15 and F20: Frame is 5/8" laminate with 2.5 mm PVC edges

F30, F45 and F45B: Frame and vertical separators are 1" laminate with 2.5 mm PVC edges

ONE-DOOR CABINETS

MANUFACTURING STANDARDS:
5/8" LAMINATE BACK / ADJUSTABLE SHELVES / SHELF BRACKETS / HJAB HANDLE / BLACK LOCK

		EDGES / MOULDINGS		*tfl*	*hpl*	*tfl*	*hpl*
		tfl	*hpl*	MAR	MARL	MAW	MAWL
	CODE	ML	MLL	MA	MAL	MAX	MAXL
Cabinet with 1 door opening to the left	A B C	*1"*	*1-1/16"*	*1-5/8"*	*1-9/16"*	*1-5/8"*	*1-9/16"*
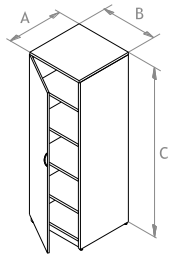	201866ARL	750	—	781	—	937	—
	202466ARL	838	—	851	—	1022	—
	241866ARL	884	—	922	—	1077	—
	242466ARL	943	—	994	—	1164	—
	201872ARL	804	—	838	—	994	—
	202472ARL	907	—	941	—	1077	—
	241872ARL	942	—	979	—	1134	—
	242472ARL	999	—	1050	—	1221	—
Cabinet with 1 door opening to the right	201866ARR	750	—	781	—	937	—
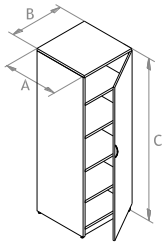	202466ARR	838	—	851	—	1022	—
	241866ARR	884	—	922	—	1077	—
	242466ARR	943	—	994	—	1164	—
	201872ARR	804	—	838	—	994	—
	202472ARR	907	—	941	—	1077	—
	241872ARR	942	—	979	—	1134	—
	242472ARR	999	—	1050	—	1221	—

Number of shelves included:
29" high: 1 adjustable shelf
36" high: 2 adjustable shelves
42" high: 2 adjustable shelves
48" high: 3 adjustable shelves
54" high: 3 adjustable shelves
60" high: 3 adjustable shelves
66" high: 4 adjustable shelves
72" high: 4 adjustable shelves
84" high: 5 adjustable shelves

HOW TO ORDER?

M _ _ _ (Serie) ... (A B C) ARL ARR (CODE) ... HJAB (STD) See section: Accessories (Specify handles) ... PSQ OVAMBL OVAMSN (Option Legs) ... SH (Option shelves)

Notes		See
Handles:	For handles other than the HJAB standard, please choose from the Logiflex list / No charge	p.239
Shelves:	To add adjustable shelves (SH), price is according to square footage. Please request a quotation to obtain a price.	
legs:	Metal legs can be added under the cabinets. Logiflex will then adjust the unit to the desired height.	
	For satin nickel metal corner legs (PSQ), add $49 retail each	
	For black metal oval legs (OVAMBL), add $49 retail each	
	For satin nickel metal oval legs (OVAMSN), add $49 retail each	p.179

CABINETS WITH ONE GLASS OR PLEXIGLASS DOOR

MANUFACTURING STANDARDS:
5/8" LAMINATE BACK / ADJUSTABLE SHELVES / SHELF BRACKETS / HJA HANDLE / NO LOCK

	EDGES / MOULDINGS		*tfl*	*hpl*	*tfl*	*hpl*
	tfl	*hpl*	MAR	MARL	MAW	MAWL
CODE	ML	MLL	MA	MAL	MAX	MAXL
A B C	*1"*	*1-1/16"*	*1-5/8"*	*1-9/16"*	*1-5/8"*	*1-9/16"*
Cabinet with 1 frosted glass door opening to the left						
201866ARLPV	1348	—	1388	—	1536	—
202466ARLPV	1609	—	1660	—	1808	—
241866ARLPV	1484	—	1530	—	1677	—
242466ARLPV	1756	—	1801	—	1949	—
201872ARLPV	1456	—	1502	—	1649	—
202472ARLPV	1620	—	1666	—	1813	—
241872ARLPV	1598	—	1643	—	1790	—
242472ARLPV	1887	—	1932	—	2080	—
Cabinet with 1 frosted glass door opening to the right						
201866ARRPV	1348	—	1388	—	1536	—
202466ARRPV	1609	—	1660	—	1808	—
241866ARRPV	1484	—	1530	—	1677	—
242466ARRPV	1756	—	1801	—	1949	—
201872ARRPV	1456	—	1502	—	1649	—
202472ARRPV	1620	—	1666	—	1813	—
241872ARRPV	1598	—	1643	—	1790	—
242472ARRPV	1887	—	1932	—	2080	—

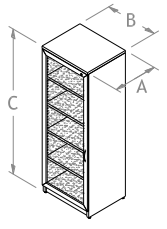

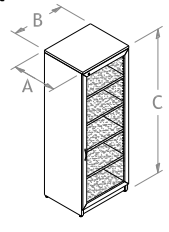

Number of shelves included:

29" high: 1	54" high: 3	84" high: 5
36" high: 2	60" high: 3	
42" high: 2	66" high: 4	
48" high: 3	72" high: 4	

HOW TO ORDER?

M _ _ _ (Serie) → (A B C) ARLPV ARRPV (CODE) → VS (STD) See: *Color chart* (Specify glass/plexiglass) → **Attention!** HJA (Satin nickel, STD) See section: Accessories (Specify handles) → PSQ OVAMBL OVAMSN (Option legs) → SH (Option shelves) → LK (Option lock)

Notes		See
Handles:	For handles other than the HJA standard, please choose from the Logiflex list / No charge	p.178
Glass or plexiglass finishes:	If the choice of glass is not specified, the standard is frosted glass (VS) For a type of glass other than the standard frosted (VS), please choose from the Logiflex color chart. / Prices available upon quotation request.	
Shelves:	To add adjustable shelves (SH), price is according to square footage. Please request a quotation to obtain a price.	
legs:	Metal legs can be added under the cabinets. Logiflex will then adjust the unit to the desired height. For satin nickel metal corner legs (PSQ), add $49 retail each For black metal oval legs (OVAMBL), add $49 retail each For satin nickel metal oval legs (OVAMSN), add $49 retail each	p.179
Locks:	Satin nickel lock (LKSNINS) offered as an option / Add $34 retail	p.189

CABINETS WITH TWO HINGED DOORS

MANUFACTURING STANDARDS:
5/8" LAMINATE BACK / ADJUSTABLE SHELVES / SHELF BRACKETS / HJAB HANDLE / BLACK LOCK

		EDGES / MOULDINGS		*tfl*	*hpl*	*tfl*	*hpl*
		tfl	*hpl*	MAR	MARL	MAW	MAWL
	CODE	ML	MLL	MA	MAL	MAX	MAXL
Cabinet 15" X 30" with 2 doors	A B C	*1"*	*1-1/16"*	*1-5/8"*	*1-9/16"*	*1-5/8"*	*1-9/16"*
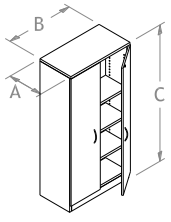	**153029AR**	580	660	611	692	781	870
	153036AR	631	—	675	—	843	—
	153041AR	715	—	754	—	920	—
	153048AR	780	—	829	—	998	—
	153053AR	850	—	882	—	1064	—
	153060AR	933	—	963	—	1128	—
	153066AR	992	—	1007	—	1171	—
	153072AR	1063	—	1078	—	1243	—
	153084AR	1211	—	1148	—	1313	—
Cabinet 15" X 36" with 2 doors	A B C						
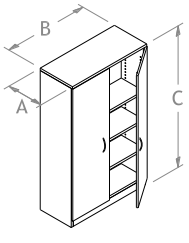	**153629AR**	605	693	667	759	851	952
	153636AR	657	—	729	—	914	—
	153641AR	741	—	809	—	992	—
	153648AR	804	—	886	—	1071	—
	153653AR	762	—	952	—	1134	—
	153660AR	959	—	986	—	1169	—
	153666AR	1016	—	1045	—	1220	—
	153672AR	1087	—	1110	—	1290	—
	153684AR	1273	—	1239	—	1418	—

Number of shelves included:
29" high: 1 adjustable shelf
36" high: 2 adjustable shelves
42" high: 2 adjustable shelves
48" high: 3 adjustable shelves
54" high: 3 adjustable shelves
60" high: 3 adjustable shelves
66" high: 4 adjustable shelves
72" high: 4 adjustable shelves
84" high: 5 adjustable shelves

HOW TO ORDER?

M _ _ _ (Serie) ... **(A B C) AR** (CODE) ... **HJAB** (STD) See section: **Accessories** (**Specify** handles) ... **PSQ OVAMBL OVAMSN** (**Option** legs) ... **SH** (**Option** shelves)

Notes		See
Handles:	For handles other than the HJAB standard, please choose from the Logiflex list / No charge	p.178
Shelves:	To add adjustable shelves (SH), price is according to square footage. Please request a quotation to obtain a price.	
legs:	Metal legs can be added under the cabinets. Logiflex will then adjust the unit to the desired height.	
	For satin nickel metal corner legs (PSQ), add $49 retail each	
	For black metal oval legs (OVAMBL), add $49 retail each	
	For satin nickel metal oval legs (OVAMSN), add $49 retail each	p.179

CABINETS WITH TWO HINGED DOORS

MANUFACTURING STANDARDS:
5/8" LAMINATE BACK / ADJUSTABLE SHELVES / SHELF BRACKETS / HJAB HANDLE / BLACK LOCK

		EDGES / MOULDINGS		tfl	hpl	tfl	hpl
		tfl	hpl	MAR	MARL	MAW	MAWL
	CODE	ML	MLL	MA	MAL	MAX	MAXL
Cabinet 20" X 30" with 2 doors	A B C	1"	1-1/16"	1-5/8"	1-9/16"	1-5/8"	1-9/16"
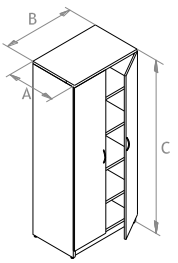	203029AR	648	730	695	782	865	961
	203036AR	712	—	759	—	929	—
	203041AR	791	—	838	—	1006	—
	203048AR	867	—	915	—	1085	—
	203053AR	931	—	979	—	1151	—
	203060AR	1000	—	1049	—	1213	—
	203066AR	1055	—	1092	—	1258	—
	203072AR	1126	—	1164	—	1329	—
	203084AR	1187	—	1234	—	1400	—
Cabinet 20" X 36" with 2 doors	A B C						
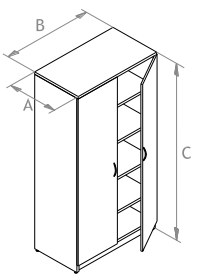	203629AR	697	792	754	849	937	1044
	203636AR	759	—	816	—	999	—
	203641AR	838	—	895	—	1077	—
	203648AR	916	—	972	—	1157	—
	203653AR	982	—	1038	—	1221	—
	203660AR	1023	—	1072	—	1256	—
	203666AR	1092	—	1132	—	1305	—
	203672AR	1164	—	1197	—	1375	—
	203684AR	1307	—	1326	—	1505	—
Cabinet 20" X 42" with 2 doors	A B C						
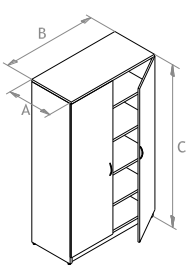	204229AR	803	912	869	970	1074	1179
	204236AR	863	—	929	—	1122	—
	204241AR	939	—	1005	—	1198	—
	204248AR	1015	—	1079	—	1276	—
	204253AR	1078	—	1144	—	1335	—
	204260AR	1112	—	1178	—	1370	—
	204266AR	1162	—	1227	—	1418	—
	204272AR	1221	—	1286	—	1473	—
	204284AR	1339	—	1405	—	1598	—

Number of shelves included:
29" high: 1 adjustable shelf
36" high: 2 adjustable shelves
42" high: 2 adjustable shelves
48" high: 3 adjustable shelves
54" high: 3 adjustable shelves
60" high: 3 adjustable shelves
66" high: 4 adjustable shelves
72" high: 4 adjustable shelves
84" high: 5 adjustable shelves

HOW TO ORDER?

M _ _ _ (Serie) ... (A B C) AR (CODE) ... **HJAB** (STD) See section: **Accessories** (**Specify** handles) ... **PSQ** **OVAMBL** **OVAMSN** (**Option** legs) ... **SH** (**Option** shelves)

Notes		See
Handles:	For handles other than the HJAB standard, please choose from the Logiflex list / No charge	p.178
Shelves:	To add adjustable shelves (SH), price is according to square footage. Please request a quotation to obtain a price.	
legs:	Metal legs can be added under the cabinets. Logiflex will then adjust the unit to the desired height.	
	For satin nickel metal corner legs (PSQ), add $49 retail each	
	For black metal oval legs (OVAMBL), add $49 retail each	
	For satin nickel metal oval legs (OVAMSN), add $49 retail each	p.179

CABINETS WITH TWO HINGED DOORS

MANUFACTURING STANDARDS:
5/8" LAMINATE BACK / ADJUSTABLE SHELVES / SHELF BRACKETS / HJAB HANDLE / BLACK LOCK

		EDGES / MOULDINGS		*tfl*	*hpl*	*tfl*	*hpl*
		tfl	*hpl*	MAR	MARL	MAW	MAWL
	CODE	ML	MLL	MA	MAL	MAX	MAXL
Cabinet 24" X 30" with 2 doors	A B C	*1"*	*1-1/16"*	*1-5/8"*	*1-9/16"*	*1-5/8"*	*1-9/16"*
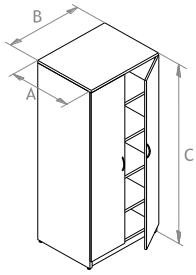	**243029AR**	713	820	781	891	937	1049
	243036AR	778	—	846	—	1019	—
	243041AR	856	—	922	—	1099	—
	243048AR	931	—	999	—	1170	—
	243053AR	996	—	1066	—	1236	—
	243060AR	1065	—	1113	—	1299	—
	243066AR	1120	—	1162	—	1346	—
	243072AR	1191	—	1225	—	1409	—
	243084AR	1338	—	1346	—	1531	—
Cabinet 24" X 36" with 2 doors	A B C						
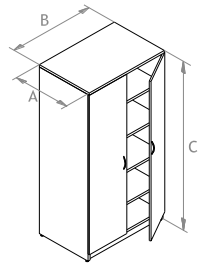	**243629AR**	761	880	838	940	1022	1154
	243636AR	824	—	901	—	1085	—
	243641AR	902	—	979	—	1164	—
	243648AR	979	—	1055	—	1242	—
	243653AR	1045	—	1122	—	1306	—
	243660AR	1088	—	1157	—	1355	—
	243666AR	1159	—	1207	—	1405	—
	243672AR	1235	—	1282	—	1481	—
	243684AR	1372	—	1412	—	1610	—
Cabinet 24" X 42" with 2 doors	A B C						
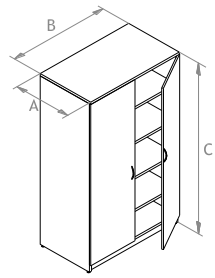	**244229AR**	818	938	893	1001	1089	1244
	244236AR	887	—	952	—	1147	—
	244241AR	962	—	1027	—	1226	—
	244248AR	1035	—	1100	—	1283	—
	244253AR	1098	—	1166	—	1292	—
	244260AR	1162	—	1230	—	1442	—
	244266AR	1234	—	1302	—	1515	—
	244272AR	1306	—	1374	—	1587	—
	244284AR	1450	—	1519	—	1732	—

Number of shelves included:
29" high: 1 adjustable shelf
36" high: 2 adjustable shelves
42" high: 2 adjustable shelves
48" high: 3 adjustable shelves
54" high: 3 adjustable shelves
60" high: 3 adjustable shelves
66" high: 4 adjustable shelves
72" high: 4 adjustable shelves
84" high: 5 adjustable shelves

HOW TO ORDER?

M _ _ _ (Serie) ... (A B C) AR (CODE) ... **HJAB** (STD) See section: **Accessories** **Specify** handles ... **PSQ** **OVAMBL** **OVAMSN** **Option** legs ... **SH** **Option** shelves

Notes		See
Handles:	For handles other than the HJAB standard, please choose from the Logiflex list / No charge	p.178
Shelves:	To add adjustable shelves (SH), price is according to square footage. Please request a quotation to obtain a price.	
legs:	Metal legs can be added under the cabinets. Logiflex will then adjust the unit to the desired height.	
	For satin nickel metal corner legs (PSQ), add $49 retail each	
	For black metal oval legs (OVAMBL), add $49 retail each	
	For satin nickel metal oval legs (OVAMSN), add $49 retail each	p.179

CABINETS WITH TWO GLASS OR PLEXIGLASS DOORS

MANUFACTURING STANDARDS:
5/8" LAMINATE BACK / ADJUSTABLE SHELVES / SHELF BRACKETS / HJA HANDLE / NO LOCK

		EDGES / MOULDINGS		tfl	hpl	tfl	hpl
		tfl	hpl	MAR	MARL	MAW	MAWL
	CODE	ML	MLL	MA	MAL	MAX	MAXL
Cabinet 20" X 30" with 2 frosted glass doors	A B C	1"	1-1/16"	1-5/8"	1-9/16"	1-5/8"	1-9/16"
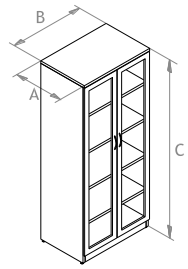	203029ARPV	1074	1201	1144	1252	1301	1431
	203036ARPV	1244	—	1314	—	1484	—
	203041ARPV	1409	—	1480	—	1651	—
	203048ARPV	1578	—	1649	—	1819	—
	203053ARPV	1735	—	1805	—	1843	—
	203060ARPV	1859	—	1929	—	1969	—
	203066ARPV	2000	—	2070	—	2239	—
	203072ARPV	2148	—	2218	—	2388	—
	203084ARPV	2426	—	2496	—	2667	—
Cabinet 20" X 36" with 2 frosted glass doors	A B C						
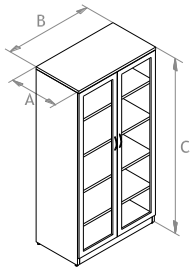	203629ARPV	1204	1355	1290	1413	1473	1605
	203636ARPV	1393	—	1477	—	1662	—
	203641ARPV	1582	—	1667	—	1850	—
	203648ARPV	1765	—	1850	—	2037	—
	203653ARPV	1938	—	2024	—	2207	—
	203660ARPV	2083	—	2167	—	2351	—
	203666ARPV	2241	—	2326	—	2508	—
	203672ARPV	2405	—	2491	—	2673	—
	203684ARPV	2722	—	2808	—	3003	—
Cabinet 20" X 42" with 2 frosted glass doors	A B C						
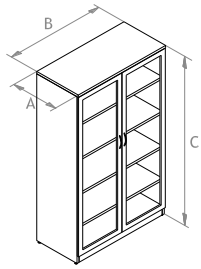	204229ARPV	1307	1476	1406	1535	1612	1743
	204236ARPV	1518	—	1617	—	1808	—
	204241ARPV	1719	—	1817	—	2009	—
	204248ARPV	1921	—	2019	—	2212	—
	204253ARPV	2108	—	2207	—	2399	—
	204260ARPV	2270	—	2369	—	2562	—
	204266ARPV	2445	—	2544	—	2734	—
	204272ARPV	2627	—	2725	—	2916	—
	204284ARPV	2990	—	3089	—	3294	—

Number of shelves included:

29" high: 1	54" high: 3	84" high: 5
36" high: 2	60" high: 3	
42" high: 2	66" high: 4	
48" high: 3	72" high: 4	

HOW TO ORDER?

M _ _ _ (Serie) → (A B C) ARPV (CODE) → VS (STD) See: *Color chart* (Specify glass/plexiglass) → **Attention!** HJA (Satin nickel, STD) See section: Accessories (Specify handles) → PSQ OVAMBL OVAMSN (Option legs) → SH (Option shelves) → LK (Option lock)

Notes		See
Handles:	For handles other than the HJA standard, please choose from the Logiflex list / No charge	p.178
Glass or plexiglass finishes	If the choice of glass is not specified, the standard is frosted glass (VS) For a type of glass other than the standard frosted (VS), please choose from the Logiflex color chart. / Prices available upon quotation request.	
Shelves:	To add adjustable shelves (SH), price is according to square footage. Please request a quotation to obtain a price.	
legs:	Metal legs can be added under the cabinets. Logiflex will then adjust the unit to the desired height. For satin nickel metal corner legs (PSQ), add $49 retail each For black metal oval legs (OVAMBL), add $49 retail each For satin nickel metal oval legs (OVAMSN), add $49 retail each	p.179
Locks	Satin nickel lock (LKSNINS) offered as an option / Add $34 retail	p.189

CABINETS WITH TWO GLASS OR PLEXIGLASS DOORS

MANUFACTURING STANDARDS:
5/8" LAMINATE BACK / ADJUSTABLE SHELVES / SHELF BRACKETS / HJA HANDLE / NO LOCK

		EDGES / MOULDINGS		tfl	hpl	tfl	hpl
		tfl	hpl	MAR	MARL	MAW	MAWL
	CODE	ML	MLL	MA	MAL	MAX	MAXL
Cabinet 24" X 30" with 2 frosted glass doors	A B C	1"	1-1/16"	1-5/8"	1-9/16"	1-5/8"	1-9/16"
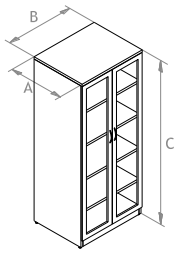	243029ARPV	1131	1276	1215	1328	1372	1507
	243036ARPV	1302	—	1386	—	1555	—
	243041ARPV	1468	—	1552	—	1723	—
	243048ARPV	1636	—	1721	—	1892	—
	243053ARPV	1792	—	1878	—	1916	—
	243060ARPV	1916	—	2001	—	2041	—
	243066ARPV	2058	—	2142	—	2311	—
	243072ARPV	2204	—	2289	—	2459	—
	243084ARPV	2483	—	2569	—	2739	—
Cabinet 24" X 36" with 2 frosted glass doors	A B C						
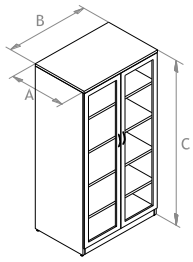	243629ARPV	1260	1430	1362	1489	1545	1681
	243636ARPV	1448	—	1550	—	1733	—
	243641ARPV	1636	—	1738	—	1922	—
	243648ARPV	1820	—	1922	—	2107	—
	243653ARPV	1994	—	2096	—	2279	—
	243660ARPV	2137	—	2239	—	2423	—
	243666ARPV	2296	—	2398	—	2580	—
	243672ARPV	2461	—	2563	—	2745	—
	243684ARPV	2790	—	2892	—	3075	—
Cabinet 24" X 42" with 2 frosted glass doors	A B C						
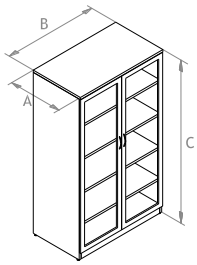	244229ARPV	1359	1551	1477	1609	1684	1819
	244236ARPV	1570	—	1688	—	1880	—
	244241ARPV	1771	—	1890	—	2081	—
	244248ARPV	1972	—	2092	—	2285	—
	244253ARPV	2161	—	2279	—	2471	—
	244260ARPV	2323	—	2442	—	2632	—
	244266ARPV	2497	—	2616	—	2807	—
	244272ARPV	2678	—	2797	—	2989	—
	244284ARPV	3040	—	3159	—	3365	—

Number of shelves included:

29" high: 1	54" high: 3	84" high: 5
36" high: 2	60" high: 3	
42" high: 2	66" high: 4	
48" high: 3	72" high: 4	

HOW TO ORDER?

M _ _ _ (Serie) … (A B C) ARPV (CODE) … VS (STD) See: *Color chart* (Specify glass/plexiglass) … **Attention!** HJA (Satin nickel, STD) See section: Accessories (Specify handles) … PSQ OVAMBL OVAMSN (Option legs) … SH (Option shelves) … LK (Option lock)

Notes **See**

Handles:	For handles other than the HJA standard, please choose from the Logiflex list / No charge	p.178
Glass or plexiglass finishes	If the choice of glass is not specified, the standard is frosted glass (VS) For a type of glass other than the standard frosted (VS), please choose from the Logiflex color chart. / Prices available upon quotation request.	
Shelves:	To add adjustable shelves (SH), price is according to square footage. Please request a quotation to obtain a price.	
legs:	Metal legs can be added under the cabinets. Logiflex will then adjust the unit to the desired height. For satin nickel metal corner legs (PSQ), add $49 retail each For black metal oval legs (OVAMBL), add $49 retail each For satin nickel metal oval legs (OVAMSN), add $49 retail each	p.179
Locks	Satin nickel lock (LKSNINS) offered as an option / Add $34 retail	p.189

ONE-DOOR WARDROBES

MANUFACTURING STANDARDS:
5/8" LAMINATE BACK / FIXED SHELF (8" CLEARANCE BETWEEN SHELF AND TOP) / CLOTHING BAR / VENTILATION GRILL IN BACK PANEL / HJAB HANDLE / BLACK LOCK

		EDGES / MOULDINGS		tfl	hpl	tfl	hpl
		tfl	hpl	MAR	MARL	MAW	MAWL
	CODE	ML	MLL	MA	MAL	MAX	MAXL
Wardrobe with 1 door opening to the right	A B C	1"	1-1/16"	1-5/8"	1-9/16"	1-5/8"	1-9/16"
	201866VR	608	—	639	—	794	—
	202466VR	695	—	733	—	881	—
	241866VR	744	—	781	—	937	—
	242466VR	781	—	851	—	1022	—
	201872VR	665	—	695	—	851	—
	202472VR	754	—	766	—	937	—
	241872VR	801	—	838	—	994	—
	242472VR	858	—	907	—	1077	—
	201884VR	781	—	812	—	966	—
	202484VR	856	—	893	—	1064	—
	241884VR	917	—	954	—	1110	—
	242484VR	973	—	1023	—	1193	—
	A B C						
Wardrobe with 1 door opening to the left	201866VL	608	—	639	—	794	—
	202466VL	695	—	733	—	881	—
	241866VL	744	—	781	—	937	—
	242466VL	781	—	851	—	1022	—
	201872VL	665	—	695	—	851	—
	202472VL	754	—	766	—	937	—
	241872VL	801	—	838	—	994	—
	242472VL	858	—	907	—	1077	—
	201884VL	781	—	812	—	966	—
	202484VL	856	—	893	—	1064	—
	241884VL	917	—	954	—	1110	—
	242484VL	973	—	1023	—	1193	—

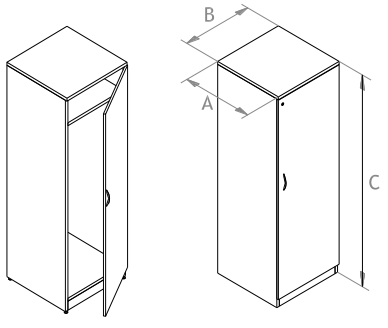

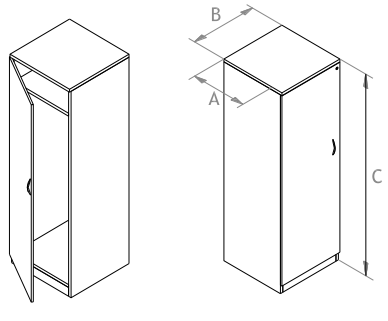

HOW TO ORDER?

M _ _ _ (Serie) ... (A B C) VR VL (CODE) ... HJAB (STD) See section: Accessories (Specify handles) ... PSQ OVAMBL OVAMSN (Option Legs)

Notes		See
legs:	Metal legs can be added under the cabinets. Logiflex will then adjust the unit to the desired height.	
	For satin nickel metal corner legs (PSQ), add $49 retail each	
	For black metal oval legs (OVAMBL), add $49 retail each	
	For satin nickel metal oval legs (OVAMSN), add $49 retail each	p.179
Handles:	For a type of handle other than the **HJAB** standard, please choose from the Logiflex list / No charge	p.178

2-DOOR WARDROBES

MANUFACTURING STANDARDS:
5/8" LAMINATE BACK / FIXED SHELF (8" CLEARANCE BETWEEN SHELF AND TOP) / CLOTHING BAR / VENTILATION GRILL IN BACK PANEL / HJAB HANDLES / BLACK LOCK

Wardrobe with 2 doors

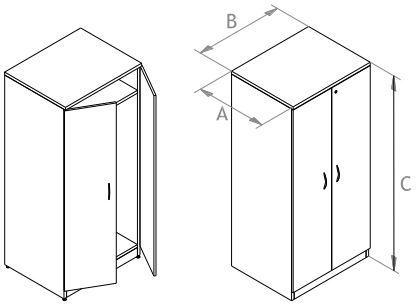

	EDGES / MOULDINGS		tfl	hpl	tfl	hpl
	tfl	hpl	MAR	MARL	MAW	MAWL
CODE	ML	MLL	MA	MAL	MAX	MAXL
A B C	1"	1-1/16"	1-5/8"	1-9/16"	1-5/8"	1-9/16"
203066V	872	—	922	—	1094	—
203666V	958	—	979	—	1164	—
204266V	1077	—	1122	—	1318	—
243066V	1009	—	1066	—	1234	—
243666V	1068	—	1122	—	1305	—
244266V	1191	—	1264	—	1462	—
203072V	929	—	979	—	1151	—
203672V	1038	—	1095	—	1221	—
204272V	1178	—	1178	—	1378	—
243072V	1065	—	1122	—	1292	—
243672V	1137	—	1178	—	1362	—
244272V	1249	—	1318	—	1519	—
203084V	1129	—	1176	—	1347	—
203684V	1201	—	1258	—	1437	—
204284V	1323	—	1388	—	1587	—
243084V	1278	—	1326	—	1496	—
243684V	1347	—	1388	—	1572	—
244284V	1457	—	1503	—	1736	—

HOW TO ORDER?

M _ _ _ (Serie) ... (A B C) V (CODE) ... HJAB (STD) See section: Accessories / Specify handles ... PSQ OVAMBL OVAMSN / Option Legs

Notes		See
legs:	Metal legs can be added under the cabinets. Logiflex will then adjust the unit to the desired height.	
	For satin nickel metal corner legs (PSQ), add $49 retail each	
	For black metal oval legs (OVAMBL), add $49 retail each	
	For satin nickel metal oval legs (OVAMSN), add $49 retail each	p.179
Handles:	For handles other than the HJAB standard, please choose from the Logiflex list / No charge	p.178

WARDROBE AND CABINET

MANUFACTURING STANDARDS:
5/8" LAMINATE BACK / 4 ADJUSTABLE SHELVES / SHELF BRACKETS / FIXED SHELF / CLOTHING BAR / VENTILATION GRILL IN BACK PANEL / HJAB HANDLES / BLACK LOCK

Unit with cabinet on left and wardrobe on right

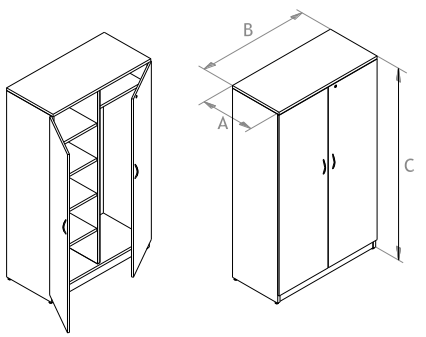

	EDGES / MOULDINGS					
	tfl	hpl	tfl	hpl	tfl	hpl
	ML	MLL	MAR	MARL	MAW	MAWL
CODE	ML	MLL	MA	MAL	MAX	MAXL
A B C	1"	1-1/16"	1-5/8"	1-9/16"	1-5/8"	1-9/16"
202466ARV	1134	—	1191	—	1348	—
203066ARV	1199	—	1249	—	1419	—
203666ARV	1264	—	1305	—	1491	—
204266ARV	1327	—	1378	—	1575	—
204866ARV	1391	—	1447	—	1646	—
242466ARV	1207	—	1277	—	1434	—
243066ARV	1269	—	1334	—	1503	—
243666ARV	1334	—	1391	—	1575	—
244266ARV	1397	—	1462	—	1660	—
244866ARV	1462	—	1531	—	1730	—
202472ARV	1191	—	1277	—	1434	—
203072ARV	1256	—	1334	—	1503	—
203672ARV	1332	—	1391	—	1575	—
204272ARV	1445	—	1462	—	1660	—
204872ARV	1447	—	1531	—	1730	—
242472ARV	1277	—	1362	—	1519	—
243072ARV	1327	—	1419	—	1589	—
243672ARV	1391	—	1475	—	1660	—
244272ARV	1452	—	1547	—	1746	—
244872ARV	1519	—	1618	—	1815	—
202484ARV	1388	—	1470	—	1712	—
203084ARV	1452	—	1531	—	1700	—
203684ARV	1536	—	1594	—	1864	—
204284ARV	1654	—	1672	—	1869	—
204884ARV	1662	—	1747	—	1947	—
242484ARV	1481	—	1554	—	1712	—
243084ARV	1531	—	1617	—	1787	—
243684ARV	1600	—	1679	—	1864	—
244284ARV	1669	—	1756	—	1956	—
244884ARV	1741	—	1968	—	2167	—

HOW TO ORDER?

M _ _ _ (Serie) ... (A B C) ARV (CODE) ... HJAB (STD) See section: Accessories (Specify handles) ... PSQ OVAMBL OVAMSN (Option Legs) ... SH (Option shelves)

Notes		See
legs:	Metal legs can be added under the cabinets. Logiflex will then adjust the unit to the desired height.	
	For satin nickel metal corner legs (PSQ), add $49 retail each	
	For black metal oval legs (OVAMBL), add $49 retail each	
	For satin nickel metal oval legs (OVAMSN), add $49 retail each	p.179
Handles:	For handles other than the HJAB standard, please choose from the Logiflex list / No charge	p.178
Shelves:	To add adjustable shelves (SH), price is according to square footage. Please request a quotation to obtain a price.	

WARDROBE AND CABINET

MANUFACTURING STANDARDS:
5/8" LAMINATE BACK / FIXED SHELF / CLOTHING BAR / VENTILATION GRILL IN BACK PANEL / 4 ADJUSTABLE SHELVES / SHELF BRACKETS / HJAB HANDLES / BLACK LOCK

Unit with wardrobe on left and cabinet on right

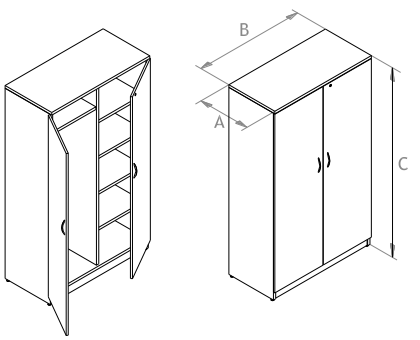

	EDGES / MOULDINGS					
			tfl	*hpl*	*tfl*	*hpl*
	tfl	*hpl*	MAR	MARL	MAW	MAWL
CODE	ML	MLL	MA	MAL	MAX	MAXL
A B C	*1"*	*1-1/16"*	*1-5/8"*	*1-9/16"*	*1-5/8"*	*1-9/16"*
202466VAR	1134	—	1191	—	1348	—
203066VAR	1199	—	1249	—	1419	—
203666VAR	1264	—	1305	—	1491	—
204266VAR	1327	—	1378	—	1575	—
204866VAR	1391	—	1447	—	1646	—
242466VAR	1207	—	1277	—	1434	—
243066VAR	1269	—	1334	—	1503	—
243666VAR	1334	—	1391	—	1575	—
244266VAR	1397	—	1462	—	1660	—
244866VAR	1462	—	1531	—	1730	—
202472VAR	1191	—	1277	—	1434	—
203072VAR	1256	—	1334	—	1503	—
203672VAR	1332	—	1391	—	1575	—
204272VAR	1445	—	1462	—	1660	—
204872VAR	1447	—	1531	—	1730	—
242472VAR	1277	—	1362	—	1519	—
243072VAR	1327	—	1419	—	1589	—
243672VAR	1391	—	1475	—	1660	—
244272VAR	1452	—	1547	—	1746	—
244872VAR	1519	—	1618	—	1815	—
202484VAR	1388	—	1470	—	1712	—
203084VAR	1452	—	1531	—	1700	—
203684VAR	1536	—	1594	—	1864	—
204284VAR	1654	—	1672	—	1869	—
204884VAR	1662	—	1747	—	1947	—
242484VAR	1481	—	1554	—	1712	—
243084VAR	1531	—	1617	—	1787	—
243684VAR	1600	—	1679	—	1864	—
244284VAR	1669	—	1756	—	1956	—
244884VAR	1741	—	1968	—	2167	—

HOW TO ORDER?

M _ _ _ (Serie) ... (A B C) VAR (CODE) ... HJAB (STD) See section: Accessories (Specify handles) ... PSQ OVAMBL OVAMSN (Option Legs) ... SH (Option shelves)

Notes		See
legs:	Metal legs can be added under the cabinets. Logiflex will then adjust the unit to the desired height.	
	For satin nickel metal corner legs (PSQ), add $49 retail each	
	For black metal oval legs (OVAMBL), add $49 retail each	
	For satin nickel metal oval legs (OVAMSN), add $49 retail each	p.179
Handles:	For handles other than the HJAB standard, please choose from the Logiflex list / No charge	p.178
Shelves:	To add adjustable shelves (SH), price is according to square footage. Please request a quotation to obtain a price.	

WARDROBES WITH ONE GLASS OR PLEXIGLASS DOOR

MANUFACTURING STANDARDS:
5/8" LAMINATE BACK / FIXED SHELF (8" CLEARANCE BETWEEN SHELF AND TOP) / CLOTHING BAR / VENTILATION GRILL IN BACK PANEL / HJA HANDLE / NO LOCK

				tfl	*hpl*	*tfl*	*hpl*
		EDGES / MOULDINGS					
		tfl	*hpl*	MAR	MARL	MAW	MAWL
	CODE	ML	MLL	MA	MAL	MAX	MAXL
Wardrobe with 1 frosted glass door opening to the right	A B C	*1"*	*1-1/16"*	*1-5/8"*	*1-9/16"*	*1-5/8"*	*1-9/16"*
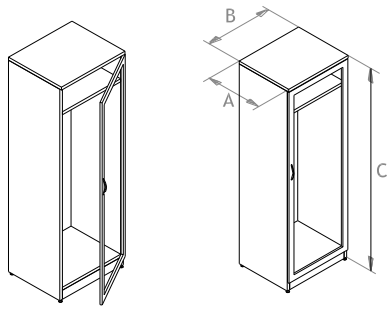	201866VRPV	1218	—	1246	—	1394	—
	202466VRPV	1481	—	1518	—	1666	—
	241866VRPV	1354	—	1388	—	1536	—
	242466VRPV	1615	—	1660	—	1808	—
	201872VRPV	1332	—	1360	—	1507	—
	202472VRPV	1611	—	1649	—	1796	—
	241872VRPV	1468	—	1502	—	1649	—
	242472VRPV	1745	—	1790	—	1937	—
	201884VRPV	1606	—	1634	—	1781	—
	202484VRPV	1921	—	1958	—	2105	—
	241884VRPV	1743	—	1777	—	1924	—
	242484VRPV	2042	—	2088	—	2235	—
Wardrobe with 1 frosted glass door opening to the left	201866VLPV	1218	—	1246	—	1394	—
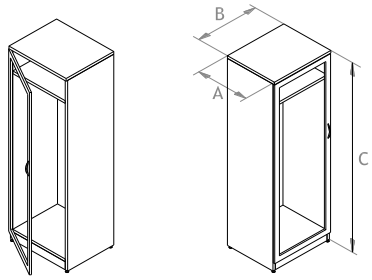	202466VLPV	1481	—	1518	—	1666	—
	241866VLPV	1354	—	1388	—	1536	—
	242466VLPV	1615	—	1660	—	1808	—
	201872VLPV	1332	—	1360	—	1507	—
	202472VLPV	1611	—	1649	—	1796	—
	241872VLPV	1468	—	1502	—	1649	—
	242472VLPV	1745	—	1790	—	1937	—
	201884VLPV	1606	—	1634	—	1781	—
	202484VLPV	1921	—	1958	—	2105	—
	241884VLPV	1743	—	1777	—	1924	—
	242484VLPV	2042	—	2088	—	2235	—

HOW TO ORDER?

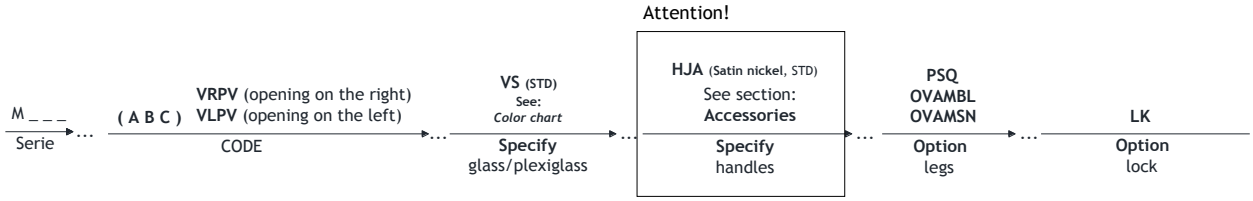

Notes		See
Handles:	For a type of handle other than the HJA standard, please choose from the Logiflex list / No charge	p.178
Glass or plexiglass finishes	If the choice of glass is not specified, the standard is frosted glass (VS) For a type of glass other than the standard frosted (VS), please choose from the Logiflex color chart. / Prices available upon quotation request.	
Shelves:	To add adjustable shelves (SH), price is according to square footage. Please request a quotation to obtain a price.	
legs:	Metal legs can be added under the cabinets. Logiflex will then adjust the unit to the desired height. For satin nickel metal corner legs (PSQ), add $49 retail each For black metal oval legs (OVAMBL), add $49 retail each For satin nickel metal oval legs (OVAMSN), add $49 retail each	p.179
Locks	Satin nickel lock (LKSNINS) offered as an option / Add $34 retail	p.189

WARDROBES WITH TWO GLASS OR PLEXIGLASS DOORS

MANUFACTURING STANDARDS:
5/8" LAMINATE BACK / FIXED SHELF (8" CLEARANCE BETWEEN SHELF AND TOP) / CLOTHING BAR / VENTILATION GRILL IN BACK PANEL / HJA HANDLES / NO LOCK

Wardrobe with 2 frosted glass doors

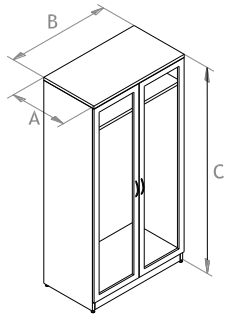

EDGES / MOULDINGS	tfl	hpl	tfl	hpl	tfl	hpl
			MAR	MARL	MAW	MAWL
CODE	ML	MLL	MA	MAL	MAX	MAXL
A B C	1"	1-1/16"	1-5/8"	1-9/16"	1-5/8"	1-9/16"
203066VPV	1724	—	1797	—	1968	—
203666VPV	1984	—	2058	—	2242	—
204266VPV	2198	—	2264	—	2461	—
243066VPV	1869	—	1941	—	2108	—
243666VPV	2125	—	2193	—	2376	—
244266VPV	2368	—	2447	—	2646	—
203072VPV	1850	—	1923	—	2094	—
203672VPV	2138	—	2207	—	2390	—
204272VPV	2346	—	2412	—	2612	—
243072VPV	2015	—	2071	—	2241	—
243672VPV	2263	—	2331	—	2514	—
244272VPV	2524	—	2603	—	2803	—
203084VPV	2264	—	2313	—	2484	—
203684VPV	2516	—	2590	—	2773	—
204284VPV	2765	—	2830	—	3029	—
243084VPV	2364	—	2421	—	2590	—
243684VPV	2655	—	2723	—	2908	—
244284VPV	2905	—	2984	—	3218	—

HOW TO ORDER?

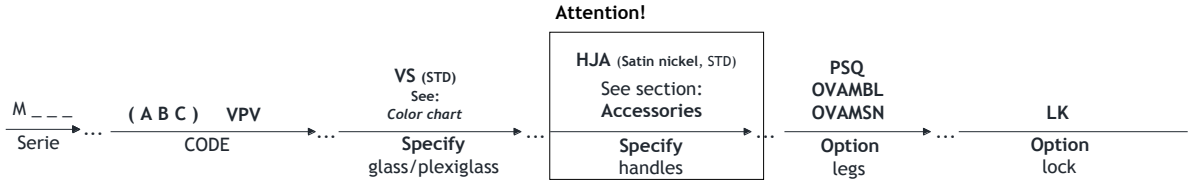

Notes		See
Handles:	For handles other than the HJA standard, please choose from the Logiflex list / No charge	p.178
Glass or plexiglass finishes	If the choice of glass is not specified, the standard is frosted glass (VS) For a type of glass other than the standard frosted (VS), please choose from the Logiflex color chart. / Prices available upon quotation request.	
Shelves:	To add adjustable shelves (SH), price is according to square footage. Please request a quotation to obtain a price.	
legs:	Metal legs can be added under the cabinets. Logiflex will then adjust the unit to the desired height. For satin nickel metal corner legs (PSQ), add $49 retail each For black metal oval legs (OVAMBL), add $49 retail each For satin nickel metal oval legs (OVAMSN), add $49 retail each	p.179
Locks	Satin nickel lock (LKSNINS) offered as an option / Add $34 retail	p.189

WARDROBE AND CABINET WITH PEDESTAL

MANUFACTURING STANDARDS:
5/8" LAMINATE BACK / 2 ADJUSTABLE SHELVES / SHELF BRACKETS / FIXED SHELF / CLOTHING BAR / VENTILATION GRILL IN BACK PANEL / HJAB HANDLES / BLACK LOCKS

Unit with cabinet + E (BBF) pedestal on left and wardrobe on right

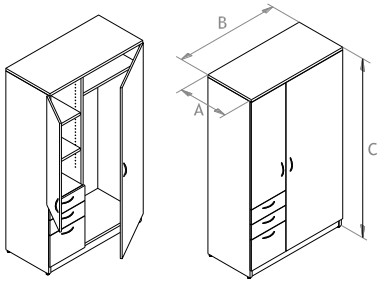

Would you prefer an F (FF) pedestal?
If so, specify code ARFV
No charge

Total width	Interior width of wardrobe
24"	6 7/8"
30"	12 7/8"
36"	18 7/8"
42"	24 7/8"
48"	27 7/8"

EDGES / MOULDINGS		*tfl*	*hpl*	*tfl*	*hpl*
tfl	*hpl*	MAR	MARL	MAW	MAWL
CODE		ML	MLL	MA	MAL	MAX	MAXL
A B C		*1"*	*1-1/16"*	*1-5/8"*	*1-9/16"*	*1-5/8"*	*1-9/16"*
202466AREV		1646	—	1692	—	1845	—
203066AREV		1703	—	1746	—	1917	—
203666AREV		1753	—	1803	—	1987	—
204266AREV		1815	—	1873	—	2071	—
204866AREV		1873	—	1945	—	2143	—
242466AREV		1709	—	1755	—	1922	—
243066AREV		1765	—	1824	—	2023	—
243666AREV		1822	—	1896	—	2123	—
244266AREV		1888	—	1975	—	2230	—
244866AREV		1949	—	2051	—	2334	—
202472AREV		1696	—	1746	—	1900	—
203072AREV		1753	—	1803	—	1972	—
203672AREV		1809	—	1858	—	2042	—
204272AREV		1873	—	1929	—	2127	—
204872AREV		1929	—	2000	—	2199	—
242472AREV		1765	—	1820	—	1990	—
243072AREV		1822	—	1890	—	2088	—
243672AREV		1880	—	2012	—	2238	—
244272AREV		1945	—	2091	—	2345	—
244872AREV		2000	—	2163	—	2446	—
202484AREV		1873	—	1911	—	2061	—
203084AREV		1950	—	1997	—	2159	—
203684AREV		2013	—	2069	—	2258	—
204284AREV		2082	—	2148	—	2393	—
204884AREV		2145	—	2222	—	2496	—
242484AREV		1963	—	2009	—	2178	—
243084AREV		2026	—	2129	—	2327	—
243684AREV		2089	—	2164	—	2391	—
244284AREV		2185	—	2264	—	2519	—
244884AREV		2367	—	2458	—	2613	—

HOW TO ORDER?

E pedestal: M _ _ _ (Serie) … (A B C) AREV (CODE) … **HJAB** (STD) See section: **Accessories** (**Specify** handles) … **PSQ OVAMBL OVAMSN** (**Option** Legs) … **SH** (**Option** shelves)

F pedestal: M _ _ _ (Serie) … (A B C) ARFV (CODE) … **HJAB** (STD) See section: **Accessories** (**Specify** handles) … **PSQ OVAMBL OVAMSN** (**Option** Legs) … **SH** (**Option** shelves)

Notes		See
legs:	Metal legs can be added under the cabinets. Logiflex will then adjust the unit to the desired height. For satin nickel metal corner legs (PSQ), add $49 retail each For black metal oval legs (OVAMBL), add $49 retail each For satin nickel metal oval legs (OVAMSN), add $49 retail each	p.179
Handles:	For handles other than the HJAB standard, please choose from the Logiflex list / No charge	p.178
Shelves:	To add adjustable shelves (SH), price is according to square footage. Please request a quotation to obtain a price.	

WARDROBE AND CABINET WITH PEDESTAL

MANUFACTURING STANDARDS:
5/8" LAMINATE BACK / FIXED SHELF / CLOTHING BAR / VENTILATION GRILL IN BACK PANEL / 2 ADJUSTABLE SHELVES / SHELF BRACKETS / HJAB HANDLES / BLACK LOCKS

		EDGES / MOULDINGS		tfl	hpl	tfl	hpl
		tfl	hpl	MAR	MARL	MAW	MAWL
	CODE	ML	MLL	MA	MAL	MAX	MAXL
Unit with wardrobe on left	A B C	1"	1-1/16"	1-5/8"	1-9/16"	1-5/8"	1-9/16"
and cabinet with E (BBF) pedestal on right	202466VARE	1646	—	1692	—	1845	—
	203066VARE	1703	—	1746	—	1917	—
	203666VARE	1753	—	1803	—	1987	—
	204266VARE	1815	—	1873	—	2071	—
	204866VARE	1873	—	1945	—	2143	—
	242466VARE	1709	—	1755	—	1922	—
	243066VARE	1765	—	1824	—	2023	—
	243666VARE	1822	—	1896	—	2123	—
	244266VARE	1888	—	1975	—	2230	—
	244866VARE	1949	—	2051	—	2334	—
	202472VARE	1696	—	1746	—	1900	—
	203072VARE	1753	—	1803	—	1972	—
	203672VARE	1809	—	1858	—	2042	—
	204272VARE	1873	—	1929	—	2127	—
	204872VARE	1929	—	2000	—	2199	—
	242472VARE	1765	—	1820	—	1990	—
	243072VARE	1822	—	1890	—	2088	—
	243672VARE	1880	—	2012	—	2238	—
	244272VARE	1945	—	2091	—	2345	—
	244872VARE	2000	—	2163	—	2446	—
Would you prefer an F (FF) pedestal?	202484VARE	1873	—	1911	—	2061	—
If so, then specify code VARF	203084VARE	1950	—	1997	—	2159	—
No charge	203684VARE	2013	—	2069	—	2258	—
	204284VARE	2082	—	2148	—	2393	—
	204884VARE	2145	—	2222	—	2496	—
	242484VARE	1963	—	2009	—	2178	—
	243084VARE	2026	—	2129	—	2327	—
	243684VARE	2089	—	2164	—	2391	—
	244284VARE	2185	—	2264	—	2519	—
	244884VARE	2367	—	2458	—	2613	—

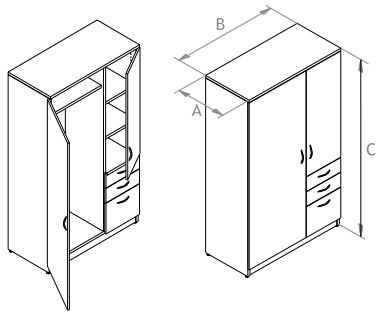

Total width	Interior width of wardrobe
24"	6 7/8"
30"	12 7/8"
36"	18 7/8"
42"	24 7/8"
48"	27 7/8"

HOW TO ORDER?

E pedestal: M _ _ _ (Serie) → ... → **(A B C) VARE** (CODE) → ... → **HJAB** (STD) See section: **Accessories** **Specify** handles → ... → **PSQ OVAMBL OVAMSN** **Option** Legs → ... → **SH** **Option** shelves

F pedestal: M _ _ _ (Serie) → ... → **(A B C) VARF** (CODE) → ... → **HJAB** (STD) See section: **Accessories** **Specify** handles → ... → **PSQ OVAMBL OVAMSN** **Option** Legs → ... → **SH** **Option** shelves

Notes		See
legs:	Metal legs can be added under the cabinets. Logiflex will then adjust the unit to the desired height.	
	For satin nickel metal corner legs (PSQ), add $49 retail each	
	For black metal oval legs (OVAMBL), add $49 retail each	
	For satin nickel metal oval legs (OVAMSN), add $49 retail each	p.179
Handles:	For handles other than the HJAB standard, please choose from the Logiflex list / No charge	p.178
Shelves:	To add adjustable shelves (SH), price is according to square footage. Please request a quotation to obtain a price.	

MULTIPLE UNITS

MANUFACTURING STANDARDS:
5/8" LAMINATE BACK /ADJUSTABLE SHELF (SHELVES) / SHELF BRACKETS / HJAB HANDLES / BLACK LOCK(S)

			tfl	*tfl*
		EDGES / MOULDINGS		
		tfl	MAR	MAW
	CODE	ML	MA	MAX
Height of 41"	A B	*1"*	*1-5/8"*	*1-5/8"*
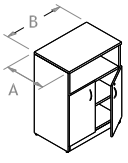	2030MU2	759	803	948
	2036MU2	788	839	996
	2042MU2	830	890	1057
	2430MU2	899	943	1088
	2436MU2	927	979	1135
	2442MU2	971	1029	1198
Height of 66"	2030MU4	1004	1049	1192
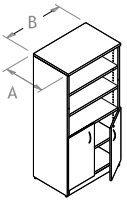	2036MU4	1032	1085	1241
	2042MU4	1076	1134	1303
	2430MU4	1144	1189	1332
	2436MU4	1173	1224	1380
	2442MU4	1216	1275	1443
Height of 72"	2030MU5	1041	1085	1228
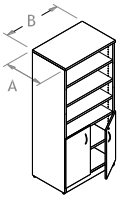	2036MU5	1071	1121	1277
	2042MU5	1113	1171	1340
	2430MU5	1180	1224	1369
	2436MU5	1210	1260	1417
	2442MU5	1254	1312	1480
Height of 84"	2030MU5A	1238	1281	1422
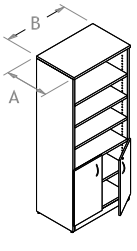	2036MU5A	1275	1325	1481
	2042MU5A	1324	1381	1550
	2430MU5A	1384	1438	1544
	2436MU5A	1419	1470	1627
	2442MU5A	1470	1529	1696
Height of 66"	2030MU7	1071	1113	1257
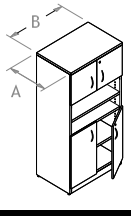	2036MU7	1098	1151	1306
	2042MU7	1142	1200	1370
	2430MU7	1210	1254	1397
	2436MU7	1238	1291	1447
	2442MU7	1281	1340	1508

HOW TO ORDER?

M _ _ _	(A B)	MU2 MU4 MU5 MU5A MU7	HJAB (STD) See section: Accessories	PSQ OVAMBL OVAMSN	SH
Serie	Specify	CODE	Option handles	Option legs	Option shelves

Notes		See
legs:	Metal legs can be added under the cabinets. Logiflex will then adjust the unit to the desired height. For satin nickel metal corner legs (PSQ), add $49 retail each For black metal oval legs (OVAMBL), add $49 retail each For satin nickel metal oval legs (OVAMSN), add $49 retail each	p.179
Handles:	For handles other than the HJAB standard, please choose from the Logiflex list / No charge	p.178
Shelves:	To add adjustable shelves (SH), price is according to square footage. Please request a quotation to obtain a price.	

MULTIPLE UNITS

MANUFACTURING STANDARDS:
5/8" LAMINATE BACK /ADJUSTABLE SHELF (SHELVES) / SHELF BRACKETS / HJAB HANDLES / BLACK LOCKS

		EDGES / MOULDINGS	*tfl*	*tfl*
		tfl	MAR	MAW
	CODE	ML	MA	MAX
	A B	*1"*	*1-5/8"*	*1-5/8"*
Height of 72" 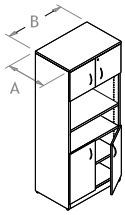	2030MU8	1107	1151	1294
	2036MU8	1134	1185	1340
	2042MU8	1178	1235	1404
	2430MU8	1246	1291	1434
	2436MU8	1275	1325	1480
	2442MU8	1317	1375	1544
Height of 84" 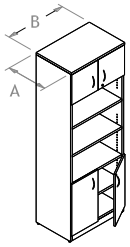	2030MU8A	1304	1347	1491
	2036MU8A	1338	1388	1544
	2042MU8A	1388	1445	1613
	2430MU8A	1450	1495	1638
	2436MU8A	1484	1534	1689
	2442MU8A	1534	1592	1760
Height of 66" 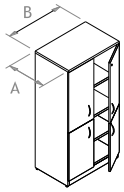	2030MU10	1164	1207	1350
	2036MU10	1192	1243	1400
	2042MU10	1235	1294	1464
	2430MU10	1303	1347	1491
	2436MU10	1332	1382	1540
	2442MU10	1375	1434	1602
Height of 72" 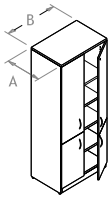	2030MU11	1200	1243	1386
	2036MU11	1230	1279	1435
	2042MU11	1273	1330	1499
	2430MU11	1340	1382	1526
	2436MU11	1370	1419	1575
	2442MU11	1413	1471	1640
Height of 84" 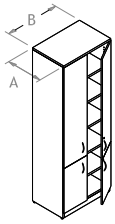	2030MU11A	1397	1440	1584
	2036MU11A	1434	1483	1639
	2042MU11A	1483	1540	1709
	2430MU11A	1544	1586	1730
	2436MU11A	1579	1629	1785
	2442MU11A	1629	1687	1856

HOW TO ORDER?

M _ _ _	(A B)	MU8 MU8A MU10 MU11 MU11A	HJAB (STD) See section: Accessories	PSQ OVAMBL OVAMSN	SH
Serie	Specify	CODE	Option handles	Option legs	Option shelves

Notes		See
legs:	Metal legs can be added under the cabinets. Logiflex will then adjust the unit to the desired height. For satin nickel metal corner legs (PSQ), add $49 retail each For black metal oval legs (OVAMBL), add $49 retail each For satin nickel metal oval legs (OVAMSN), add $49 retail each	p.179
Handles:	For handles other than the HJAB standard, please choose from the Logiflex list / No charge	p.178
Shelves:	To add adjustable shelves (SH), price is according to square footage. Please request a quotation to obtain a price.	

MULTIPLE UNITS

MANUFACTURING STANDARDS:
5/8" LAMINATE BACK /ADJUSTABLE SHELF (SHELVES) / SHELF BRACKETS / CROSSBARS / HJAB HANDLES / BLACK LOCK(S)

			tfl	*tfl*
		EDGES / MOULDINGS		
		tfl	MAR	MAW
		ML	MA	MAX
	CODE			
Height of 41"	A B	*1"*	*1-5/8"*	*1-5/8"*
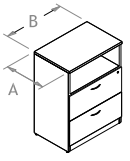	**2030MU13**	998	1045	1190
	2036MU13	1061	1118	1273
	2042MU13	1131	1191	1359
	2430MU13	1140	1186	1329
	2436MU13	1202	1257	1413
	2442MU13	1278	1330	1499
Height of 66"	**2030MU15**	1248	1305	1449
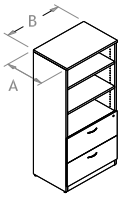	**2036MU15**	1337	1405	1563
	2042MU15	1420	1519	1688
	2430MU15	1349	1446	1589
	2436MU15	1430	1545	1702
	2442MU15	1531	1658	1827
Height of 72"	**2030MU16**	1318	1362	1505
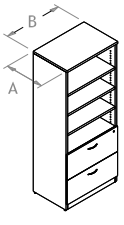	**2036MU16**	1426	1475	1632
	2042MU16	1547	1604	1774
	2430MU16	1391	1502	1645
	2436MU16	1497	1616	1771
	2442MU16	1618	1744	1913
Height of 84"	**2030MU16A**	1516	1559	1702
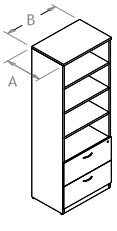	**2036MU16A**	1629	1679	1835
	2042MU16A	1713	1813	1983
	2430MU16A	1594	1706	1849
	2436MU16A	1707	1825	1981
	2442MU16A	1834	1960	2129
Height of 66"	**2030MU18**	1575	1618	1762
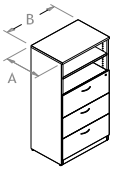	**2036MU18**	1635	1718	1874
	2042MU18	1698	1831	2000
	2430MU18	1644	1757	1901
	2436MU18	1721	1857	2015
	2442MU18	1812	1971	2140

HOW TO ORDER?

M _ _ _	(A B)	MU13 MU15 MU16 MU16A MU18	HJAB (STD) See section: Accessories	PSQ OVAMBL OVAMSN	SH
Serie	Specify	CODE	Option handles	Option legs	Option shelves

Notes		See
legs:	Metal legs can be added under the cabinets. Logiflex will then adjust the unit to the desired height. For satin nickel metal corner legs (PSQ), add $49 retail each For black metal oval legs (OVAMBL), add $49 retail each For satin nickel metal oval legs (OVAMSN), add $49 retail each	p.179
Handles:	For handles other than the HJAB standard, please choose from the Logiflex list / No charge	p.178
Shelves:	To add adjustable shelves (SH), price is according to square footage. Please request a quotation to obtain a price.	

MULTIPLE UNITS

MANUFACTURING STANDARDS:
5/8" LAMINATE BACK /ADJUSTABLE SHELF (SHELVES) / SHELF BRACKETS / CROSSBARS / HJAB HANDLES / BLACK LOCK(S)

			tfl	*tfl*
		EDGES / MOULDINGS		
		tfl	MAR	MAW
	CODE	ML	MA	MAX
Height of 72" 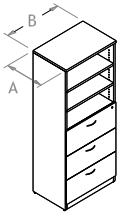	A B	*1"*	*1-5/8"*	*1-5/8"*
	2030MU19	1579	1674	1817
	2036MU19	1675	1788	1945
	2042MU19	1785	1917	2085
	2430MU19	1717	1830	2015
	2436MU19	1791	1927	2098
	2442MU19	1896	2055	2225
Height of 84" 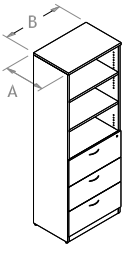	2030MU19A	1777	1870	2015
	2036MU19A	1879	1992	2149
	2042MU19A	1994	2127	2295
	2430MU19A	1904	2034	2219
	2436MU19A	2001	2137	2308
	2442MU19A	2114	2272	2435
Height of 66" 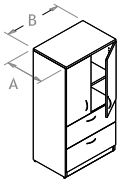	2030MU23	1623	1668	1812
	2036MU23	1758	1809	1966
	2042MU23	1907	1972	2141
	2430MU23	1696	1808	1951
	2436MU23	1831	1949	2104
	2442MU23	1987	2114	2280
Height of 72" 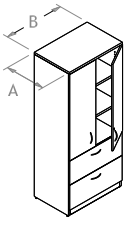	2030MU24	1647	1738	1881
	2036MU24	1789	1880	2037
	2042MU24	1952	2042	2211
	2430MU24	1765	1878	2021
	2436MU24	1900	2020	2175
	2442MU24	2057	2183	2351

HOW TO ORDER?

M _ _ _ (Serie) → (A B) (Specify) → MU19 / MU19A / MU23 / MU24 (CODE) → HJAB (STD) See section: Accessories (Option handles) → PSQ / OVAMBL / OVAMSN (Option legs) → SH (Option shelves)

Notes		See
legs:	Metal legs can be added under the cabinets. Logiflex will then adjust the unit to the desired height.	
	For satin nickel metal corner legs (PSQ), add $49 retail each	
	For black metal oval legs (OVAMBL), add $49 retail each	
	For satin nickel metal oval legs (OVAMSN), add $49 retail each	p.179
Handles:	For handles other than the HJAB standard, please choose from the Logiflex list / No charge	p.178
Shelves:	To add adjustable shelves (SH), price is according to square footage. Please request a quotation to obtain a price.	

MULTIPLE UNITS

MANUFACTURING STANDARDS:
5/8" LAMINATE BACK /ADJUSTABLE SHELF (SHELVES) / SHELF BRACKETS / CROSSBARS / HJAB HANDLES / BLACK LOCKS

			tfl	*tfl*
		EDGES / MOULDINGS		
		tfl	MAR	MAW
	CODE	ML	MA	MAX
Height of 84" 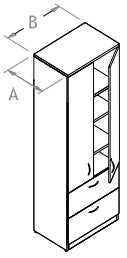	A B	*1"*	*1-5/8"*	*1-5/8"*
	2030MU24A	1845	1935	2078
	2036MU24A	1993	2084	2241
	2042MU24A	2162	2253	2422
	2430MU24A	1969	2082	2225
	2436MU24A	2109	2230	2385
	2442MU24A	2273	2399	2568
Height of 66" 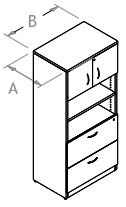	2030MU26	1623	1668	1812
	2036MU26	1758	1809	1966
	2042MU26	1917	1972	2141
	2430MU26	1738	1808	1951
	2436MU26	1880	1949	2104
	2442MU26	2042	2114	2280
Height of 72" 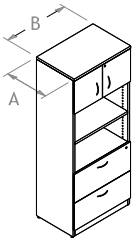	2030MU27	1696	1738	1881
	2036MU27	1831	1880	2037
	2042MU27	1987	2042	2211
	2430MU27	1809	1878	2021
	2436MU27	1950	2020	2175
	2442MU27	2116	2183	2351
Height of 84" 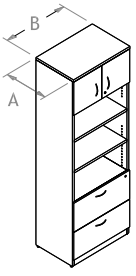	2030MU27A	1893	1935	2078
	2036MU27A	2035	2084	2241
	2042MU27A	2197	2253	2422
	2430MU27A	2013	2082	2225
	2436MU27A	2160	2230	2385
	2442MU27A	2332	2399	2568

HOW TO ORDER?

M _ _ _ (Serie) → (A B) (Specify) → MU24A / MU26 / MU27 / MU27A (CODE) → HJAB (STD) See section: Accessories **Option** handles → PSQ / OVAMBL / OVAMSN **Option** legs → SH **Option** shelves

Notes		See
legs:	Metal legs can be added under the cabinets. Logiflex will then adjust the unit to the desired height.	
	For satin nickel metal corner legs (PSQ), add $49 retail each	
	For black metal oval legs (OVAMBL), add $49 retail each	
	For satin nickel metal oval legs (OVAMSN), add $49 retail each	p.179
Handles:	For handles other than the HJAB standard, please choose from the Logiflex list / No charge	p.178
Shelves:	To add adjustable shelves (SH), price is according to square footage. Please request a quotation to obtain a price.	

MULTIPLE UNITS

MANUFACTURING STANDARDS:
5/8" LAMINATE BACK /ADJUSTABLE SHELF (SHELVES) / SHELF BRACKETS / CROSSBARS / HJAB HANDLES / BLACK LOCKS

			tfl	*tfl*
		EDGES / MOULDINGS		
		tfl	MAR	MAW
	CODE	ML	MA	MAX
Height of 66" 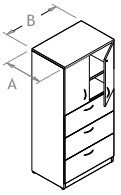	A B	*1"*	*1-5/8"*	*1-5/8"*
	2030MU32	1899	1980	2123
	2036MU32	2036	2121	2277
	2042MU32	2186	2285	2453
	2430MU32	2006	2120	2264
	2436MU32	2133	2262	2417
	2442MU32	2289	2425	2594
Height of 72" 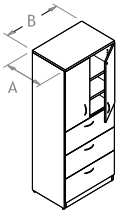	2030MU33	1969	2050	2194
	2036MU33	2107	2193	2348
	2042MU33	2256	2355	2524
	2430MU33	2076	2190	2333
	2436MU33	2204	2332	2490
	2442MU33	2359	2495	2664
Height of 84" 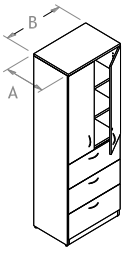	2030MU33A	2166	2246	2391
	2036MU33A	2311	2397	2552
	2042MU33A	2466	2564	2733
	2430MU33A	2280	2394	2530
	2436MU33A	2413	2541	2699
	2442MU33A	2575	2711	2880
Height of 72" 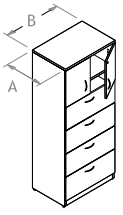	2030MU34	2178	2259	2403
	2036MU34	2318	2402	2559
	2042MU34	2466	2564	2733
	2430MU34	2287	2400	2542
	2436MU34	2413	2541	2699
	2442MU34	2569	2705	2874
Height of 84" 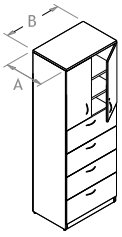	2030MU34A	2376	2457	2601
	2036MU34A	2521	2606	2762
	2042MU34A	2675	2774	2943
	2430MU34A	2491	2604	2740
	2436MU34A	2623	2751	2909
	2442MU34A	2785	2921	3090

HOW TO ORDER?

M _ _ _ (Serie) → (A B) (Specify) → MU32 / MU33, MU33A / MU34,MU34A (CODE) → HJAB (STD) See section: Accessories (Option handles) → PSQ / OVAMBL / OVAMSN (Option legs) → SH (Option shelves)

Notes		See
legs:	Metal legs can be added under the cabinets. Logiflex will then adjust the unit to the desired height.	
	For satin nickel metal corner legs (PSQ), add $49 retail each	
	For black metal oval legs (OVAMBL), add $49 retail each	
	For satin nickel metal oval legs (OVAMSN), add $49 retail each	p.179
Handles:	For handles other than the HJAB standard, please choose from the Logiflex list / No charge	p.178
Shelves:	To add adjustable shelves (SH), price is according to square footage. Please request a quotation to obtain a price.	

MULTIPLE UNITS WITH GLASS OR PLEXIGLASS DOORS

MANUFACTURING STANDARDS:
5/8" LAMINATE BACK / ADJUSTABLE SHELVES / SHELF BRACKETS / CROSSBARS / HJA HANDLES / SATIN NICKEL LOCKS

			tfl	*tfl*
		EDGES / MOULDINGS		
		tfl	MAR	MAW
	CODE	ML	MA	MAX
Height of 66"	A B	*1"*	*1-5/8"*	*1-5/8"*
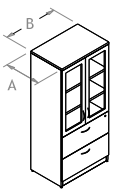	**2030MU23PV**	2012	2068	2385
	2036MU23PV	2238	2295	2612
	2042MU23PV	2476	2533	2850
	2430MU23PV	2080	2136	2453
	2436MU23PV	2306	2363	2680
	2442MU23PV	2544	2601	2918
Height of 72"	**2030MU24PV**	2159	2216	2533
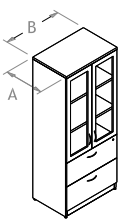	**2036MU24PV**	2397	2453	2771
	2042MU24PV	2657	2714	3031
	2430MU24PV	2227	2284	2601
	2436MU24PV	2465	2521	2839
	2442MU24PV	2678	2782	3099
Height of 84"	**2030MU24APV**	2662	2721	3039
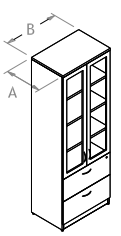	**2036MU24APV**	2939	2995	3312
	2042MU24APV	3237	3306	3611
	2430MU24APV	2740	2796	3114
	2436MU24APV	3013	3069	3387
	2442MU24APV	3265	3368	3685

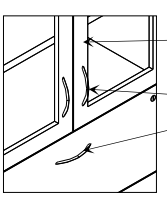

Frame finish:
Aluminium

Standard handles:
***HJA** (Satin Nickel)

HOW TO ORDER?

M _ _ _ (Serie) → (A B) (Specify) → **MU23PV MU24PV MU24APV** (CODE) → Attention! ***HJA** (Satin nickel, STD) See section: **Accessories** Option (handles, if different of the standard HJA) → **VS** (STD) See: *Color chart* Specify glass/plexiglass → **LK** Option locks → **PSQ OVAMBL OVAMSN** Option legs

Notes		See
Handles:	For handles other than the HJA standard, please choose from the Logiflex list / No charge	p.178
legs:	Metal legs can be added under the cabinets. Logiflex will then adjust the unit to the desired height. For satin nickel metal corner legs (PSQ), add $49 retail each For black metal oval legs (OVAMBL), add $49 retail each For satin nickel metal oval legs (OVAMSN), add $49 retail each	p.179
Shelves:	To add adjustable shelves (SH), price is according to square footage. Please request a quotation to obtain a price.	
Glass or plexiglass finishes	If the choice of glass is not specified, the standard is frosted glass (VS) For a type of glass other than the standard frosted (VS), please choose from the Logiflex color chart./ Prices available upon quotation request.	

ALL-PURPOSE TABLES

		EDGES / MOULDINGS					
		tfl	*hpl*	*tfl*	*hpl*	*tfl*	*hpl*
				MAR	MARL	MAW	MAWL
	CODE	ML	MLL	MA	MAL	MAX	MAXL
All-purpose table / On structural base / Can be dismantled	A B	*1"*	*1-1/16"*	*1-5/8"*	*1-9/16"*	*1-5/8"*	*1-9/16"*
Standard: Black metal understructure	**2430TSTR**	631	734	688	794	—	—
Chrome also available / Add CHR to the end of code	**2448TSTR**	667	816	758	910	—	—
	2460TSTR	695	873	809	992	—	—
	3048TSTR	681	858	794	977	—	—
	3060TSTR	710	905	837	1040	—	—
	3072TSTR	781	1034	951	1213	—	—
	3672TSTR	802	1098	1006	1313	—	—
All-purpose table / On wooden legs / Can be dismantled	**3048TWL**	559	730	673	849	—	—
Legs: All Logiflex melamine colours	**3060TWL**	596	804	737	952	—	—
	3072TWL	659	906	829	1085	—	—
	3672TWL	688	979	892	1193	—	—
Rectangular table / On metal T legs	**3048TMT**	559	730	673	849	—	—
Standard: Black metal T legs	**3060TMT**	596	804	737	952	—	—
Chrome also available / Add CHR to the end of code	**3072TMT**	659	906	829	1085	—	—
Rectangular table / On four 4" square metal legs (T4SQ)	**3048T4SQ**	895	1083	1008	1225	1377	1589
Standard: Black metal square legs (T4SQBL)	**3060T4SQ**	938	1163	1079	1311	1505	1759
Satin Nickel also available (T4SQSN)							

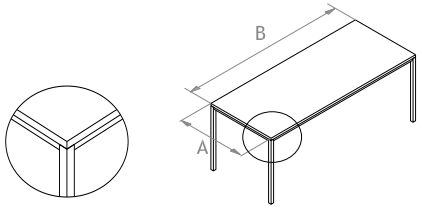

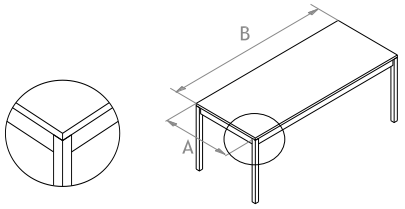

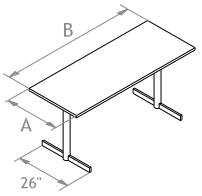

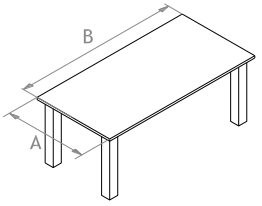

HOW TO ORDER?

M_ _ _ (A B) TSTR — BL or CHR
TWL — *see Logiflex colour chart
TMT — BL or CHR
T4SQ — BL or SN

Serie → CODE → Specify

Notes

For the wooden legs of **TWL tables**, choose a colour from the Logiflex chart of melamine finishes.

COMPUTER TABLES
FOLDING TABLES
TYPING TABLES

		EDGES / MOULDINGS		tfl	hpl	tfl	hpl
		tfl	hpl	MAR	MARL	MAW	MAWL
	CODE	ML	MLL	MA	MAL	MAX	MAXL
Computer table / On two "C" black metal legs	A B						
Modesty, 12" high	2430TINS	581	681	638	741	—	—
Tables of less than 48": centered grommet (GRC)	2436TINS	596	712	664	783	—	—
Tables 48" or more: Left and right grommets (GLR)	2442TINS	611	741	690	824	—	—
	2448TINS	624	770	715	865	—	—
	2454TINS	639	799	741	906	—	—
	2460TINS	652	827	765	946	—	—
	2466TINS	667	858	792	988	—	—
	2472TINS	681	887	817	1030	—	—
	3030TINS	596	715	667	790	—	—
	3036TINS	611	749	695	837	—	—
	3042TINS	624	781	724	885	—	—
	3048TINS	639	814	752	932	—	—
	3054TINS	652	844	780	979	—	—
	3060TINS	667	879	837	1028	—	—
	3066TINS	681	911	837	1075	—	—
	3072TINS	695	944	865	1122	—	—
Folding table / On black metal folding base	2648FT	283	412	374	507	—	—
	2654FT	299	442	401	549	—	—
	2660FT	313	471	426	590	—	—
	2666FT	327	500	451	630	—	—
	2672FT	341	530	477	673	—	—
	3048FT	327	485	440	605	—	—
	3054FT	341	519	469	653	—	—
	3060FT	355	551	497	700	—	—
	3066FT	370	584	525	749	—	—
	3072FT	384	617	554	796	—	—
26" deep: 2" high melamine skirt / No recess	3084FT	398	668	596	876	—	—
30" deep: 2" high melamine skirt / Recessed 2"							
Mobile typing desk	1836TW	314	394	369	452	—	—
On wheels (including 2 lockable casters)	1842TW	329	420	398	492	—	—
	2436TW	353	442	428	536	—	—
	2442TW	384	487	460	583	—	—
	2448TW	415	549	506	645	—	—

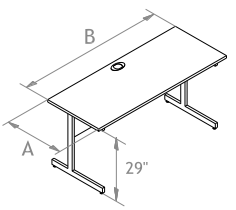

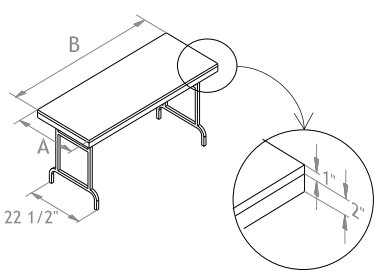

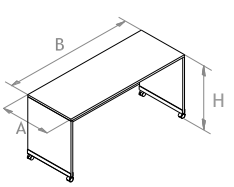

HOW TO ORDER?

With metal legs: M _ _ _ (Serie) → (A B) TINS / FT (CODE)

Typing tables (TW): M _ _ _ (Serie) → (A B) TW (CODE) → ... → H (Specify height) → ... → SM (STD) / PM / FM (Mention with base X and MXLX) → ... → GRL / GRR / GLR (location) / ELPF (STD) / HAPF ($) (Style) (Option grommets)

Notes **See**

Grommet styles: Black ELPF grommet (elliptic with Logiflex logo) at no charge

HAPF satin nickel grommet also offered / For this option, add $14 retail / each

p.189

RECTANGULAR TABLES

MANUFACTURING STANDARD:

ON FOUR 2-1/2" ROUND LEGS, BLACK METAL (2.5BL)

		EDGES / MOULDINGS		*tfl*	*hpl*	*tfl*	*hpl*
		tfl	*hpl*	MAR	MARL	MAW	MAWL
	CODE	ML	MLL	MA	MAL	MAX	MAXL
Rectangular table 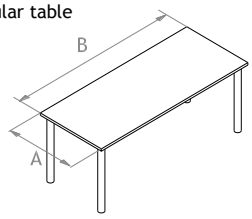	A B						
	2442T4	404	524	483	607	—	—
	2448T4	419	554	510	650	—	—
	2460T4	448	613	561	732	—	—
	3042T4	442	589	542	693	—	—
	3048T4	453	618	567	737	—	—
	3060T4	503	707	645	856	—	—
Rectangular table / Including 2 legs with casters 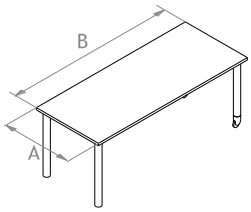	2448WT	681	830	771	925	—	—
	2460WT	710	888	823	1007	—	—
	3042WT	703	864	803	968	—	—
	3048WT	716	895	829	1013	—	—
	3060WT	766	983	907	1131	—	—

HOW TO ORDER?

M _ _ _ → Serie

(A B) T4 WT — CODE

HOSPITALITY TABLES

MANUFACTURING STANDARD: WITH 3" HIGH MELAMINE SKIRT

		EDGES / MOULDINGS		tfl	hpl	tfl	hpl
		tfl	hpl	MAR	MARL	MAW	MAWL
	CODE	ML	MLL	MA	MAL	MAX	MAXL
Hospitality table / 17" high	A B C						
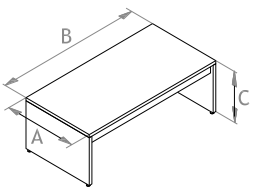	2036T17	270	347	318	404	589	681
	2042T17	284	372	341	440	639	748
	2048T17	299	403	370	478	695	810
	2442T17	321	420	384	503	695	831
	2448T17	339	446	407	542	758	910
Hospitality table / 19" high	1818T19	241	261	244	288	414	466
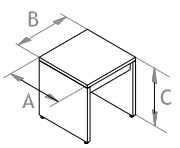	2020T19	249	290	270	321	469	528
	2424T19	256	323	299	358	525	597
	3030T19	346	470	433	528	716	827
Hospitality table / 17" high With 1 fixed shelf	2036TTS17	341	423	391	470	659	752
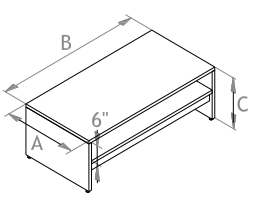	2042TTS17	358	447	412	506	710	820
	2048TTS17	371	479	442	528	766	888
	2442TTS17	391	492	453	558	766	888
	2448TTS17	427	519	476	597	816	952
Hospitality table / 19" high With 1 fixed shelf	1818TTS19	276	328	306	350	476	528
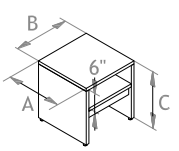	2020TTS19	299	365	341	394	541	604
	2424TTS19	307	397	370	433	596	671
	3030TTS19	422	544	503	604	788	901

HOW TO ORDER?

M _ _ _ → Serie

(A B) T TTS (C) — CODE

HOSPITALITY TABLES

		EDGES / MOULDINGS		tfl	hpl	tfl	hpl
		tfl	hpl	MAR	MARL	MAW	MAWL
	CODE	ML	MLL	MA	MAL	MAX	MAXL
Hospitality table / On metal legs	A B C						
Brushed metal finish only	181421UTPM	—	—	833	896	1096	1173
Hospitality table / On metal legs	242418UTPM	—	—	770	857	1191	1297
Brushed metal finish only	303018UTPM	—	—	838	952	1363	1504
Hospitality table / On metal legs	306018UTPM	—	—	955	1150	1743	1975
Brushed metal finish only	307218UTPM	—	—	1080	1309	1973	2247
Hospitality table / On 3" X 3" wooden legs	181421UTWL	—	—	833	896	1096	1173
Legs: All Logiflex melamine colours							
Hospitality table / On 4" X 4" wooden legs	242418UTWL	—	—	770	857	1191	1297
Legs: All Logiflex melamine colours	303018UTWL	—	—	838	952	1363	1504
Hospitality table / On 4" X 4" wooden legs	306018UTWL	—	—	955	1150	1743	1975
Legs: All Logiflex melamine colours	307218UTWL	—	—	1080	1309	1973	2247

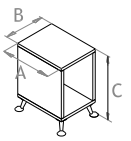

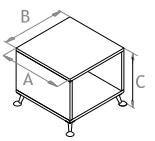

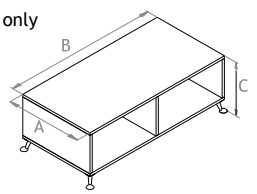

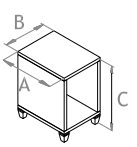

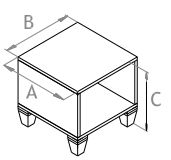

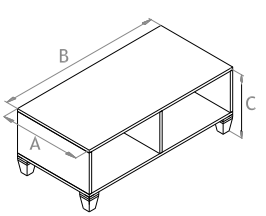

HOW TO ORDER?

M _ _ _ → Serie

(A B C) → CODE

UTPM — Brushed metal finish
UTWL — see colour chart

→ Specify

Notes

For the wooden legs of UTWL tables, choose a colour from the Logiflex chart of melamine finishes.

KALYPSO HOSPITALITY TABLES

MANUFACTURING STANDARDS:

ON WOODEN LEGS / CHROME METAL INSERTS

	CODE	Melamine	1" WOOD	
Square Kalypso hospitality table	A B C	ML	KL	
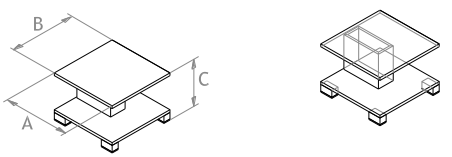	242418UTKWLCHR	—	856	
		Melamine	1" WOOD	
	A B C	ML	KL	
Rectangular Kalypso hospitality table	306018UTKWLCHR	—	1083	
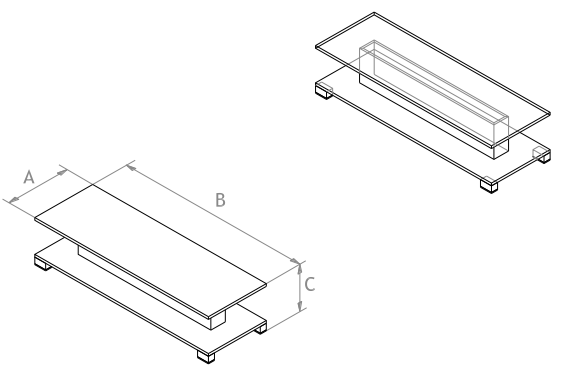		Melamine	1" WOOD	
	A B C	ML	KL	
Square Kalypso hospitality table with two doors / HO30 handles	242418ARKWLCHR	680	1246	
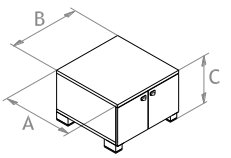		Melamine	1" WOOD	
	A B C	ML	KL	
Rectangular Kalypso hospitality table Left: 2-door cabinet Center: 1 fixed shelf Right: 2-door cabinet HO30 handles	246018ARARKWLCHR	1020	2096	
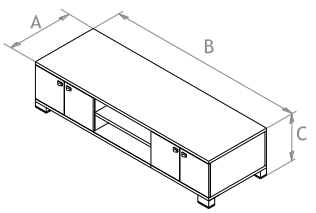				

HOW TO ORDER?

M _ _ _ (Serie) → (A B C) (Specify) → UTKWLCHR / ARKWLCHR / ARARKWLCHR (CODE)

Notes **See**

For wood tables **(KL)**, choose a colour from the Logiflex chart of melamine finishes.

Handles:

For types of handles other than the **HO30 standard,** please choose from the Logiflex list / **No charge**

p.178

ELLIPTICAL CONFERENCE TABLES ON CUBIC BASES

MANUFACTURING STANDARDS: CONFERENCE TABLE SURFACES LONGER THAN 96" ARE IN 2 SECTIONS / TABLES DELIVERED DISASSEMBLED

EDGES / MOULDINGS		*tfl*	*hpl*	*tfl*	*hpl*
tfl	*hpl*	MAR	MARL	MAW	MAWL
ML	MLL	MA	MAL	MAX	MAXL

CODE	ML	MLL	MA	MAL	MAX	MAXL
A B						
48120ELCU	1430	2167	1987	2562	2780	3395
48144ELCU	1730	2460	2234	2919	3143	3873
60168ELCU	1985	3250	3050	4037	4128	5169

Conference table / Width 48"

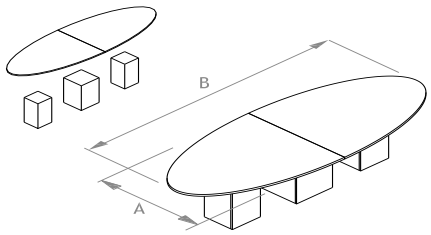

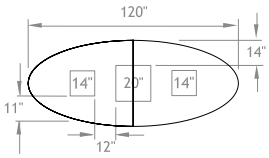

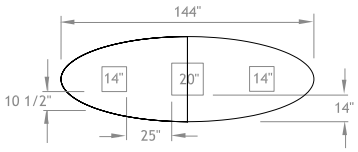

Conference table / Width 60"

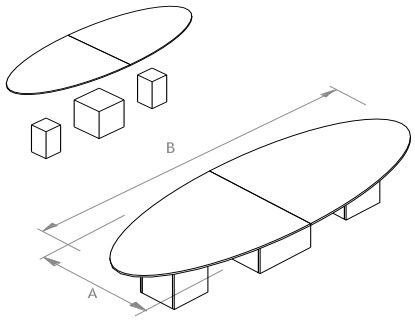

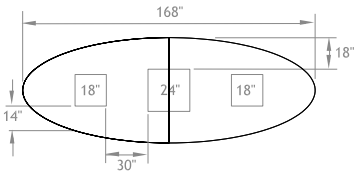

Option: Power/data centre(s)*



MH1	MH2
2 electr + 2 comm outlets	3 electr. + 4 comm.

Positioning of power/data centres

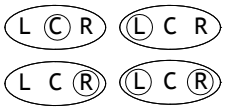

HOW TO ORDER?

M _ _ _ (Serie) → (A B) **EL** (CODE) → ... → **CU** (Option access door) → ... → **AD (Base type) → ... → * MH1SN / MH2SN (**Option** power/data) → ... → H / V (Orientation) — C / L / R / LR (Location) (**Specify** with **MH** option only)

Notes

*Please specify positioning (C, L, R or LR) and orientation (H = Horizontal and V = Vertical) of the power/data centres at the end of the code

Access door(s): To add one or more access doors to the base(s) of a conference table, add the code (AD) and $197.00 retail per access door

ELLIPTICAL CONFERENCE TABLES ON CYLINDER BASES

MANUFACTURING STANDARDS: SURFACES OF CONFERENCE TABLES LONGER THAN 96" ARE IN 2 SECTIONS / HPL CYLINDER BASES / TABLES DELIVERED DISASSEMBLED

				tfl	*hpl*	*tfl*	*hpl*
		EDGES / MOULDINGS					
		tfl	*hpl*	MAR	MARL	MAW	MAWL
	CODE	ML	MLL	MA	MAL	MAX	MAXL
Conference table / Width 42"	A B	*1"*	*1-1/16"*	*1-5/8"*	*1-9/16"*	*1-5/8"*	*1-9/16"*
	4296ELCY	2721	3188	2973	3458	3626	4142
	42108ELCY	3930	4456	4172	4754	4880	5499
Conference table / Width 48"	48120ELCY	4122	4789	4470	5170	5265	6005
	48144ELCY	4269	5069	4719	5528	5628	6481
Conference table / Width 60"	60168ELCY	5207	6372	5910	7040	6989	8173

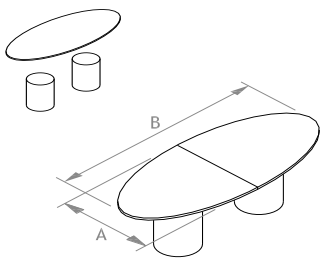

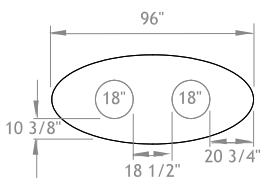

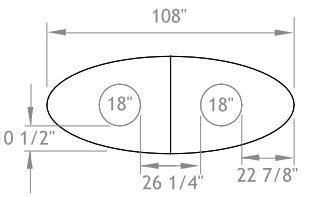

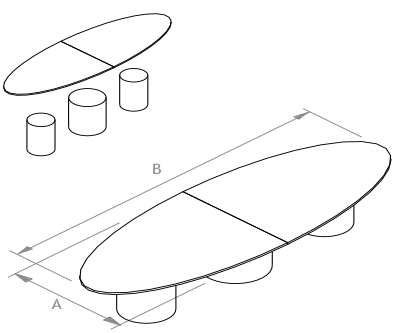

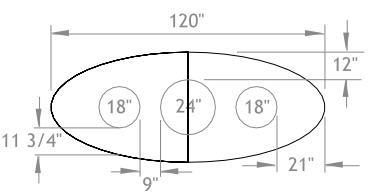

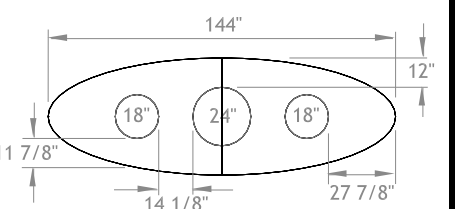

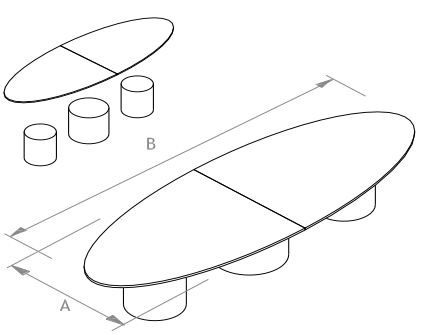

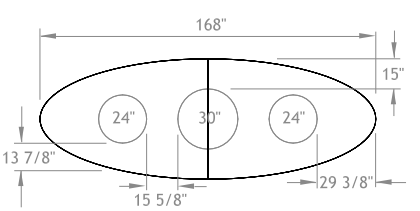

Option: Power/data centre(s)*

MH1	MH2
2 electr + 2 comm outlets	3 electr. + 4 comm.

Positioning of power/data centres

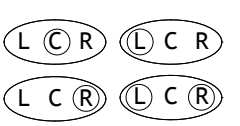

HOW TO ORDER?

M _ _ _ (Serie) → (A B) **EL** (CODE) → ... **CY** (Option access door) → ... **AD (Base type) → ... * MH1SN / MH2SN (Option power/data) → ... H / V (Orientation) – C / L / R / LR (Location) (**Specify** with **MH** option only)

Notes

*Please specify positioning (C, L, R or LR) and orientation (H = Horizontal and V = Vertical) of the power/data centres at the end of the code

Access door(s): To add one or more access doors to the base(s) of a conference table, add the code (AD) and $419 retail per access door

ELLIPTICAL CONFERENCE TABLES ON Y BASE

MANUFACTURING STANDARDS: CONFERENCE TABLE SURFACES LONGER THAN 96" ARE IN 2 SECTIONS / TABLES DELIVERED DISASSEMBLED

EDGES / MOULDINGS		*tfl*	*hpl*	*tfl*	*hpl*
tfl	*hpl*	MAR	MARL	MAW	MAWL
CODE		ML	MLL	MA	MAL	MAX	MAXL
A B		*1"*	*1-1/16"*	*1-5/8"*	*1-9/16"*	*1-5/8"*	*1-9/16"*
Conference table / Width 42"	**4284ELY**	1196	1578	1447	1853	2042	2478
	4296ELY	1258	1674	1531	2008	2185	2691
	42108ELY	1364	1877	1717	2216	2819	3410
Conference table / Width 48"	**4884ELY**	1246	1644	1503	1913	2127	2568
	4896ELY	1288	1789	1632	2169	2312	2883
	48120ELY	1563	2211	2016	2647	2808	3481
	48144ELY	1610	2490	2263	2962	3170	3914
Conference table / Width 60"	**60168ELY**	1976	3323	3007	3992	4087	5123

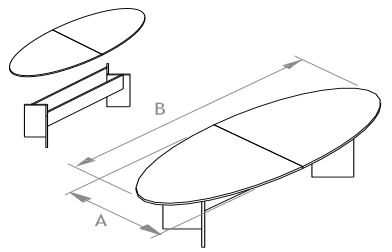

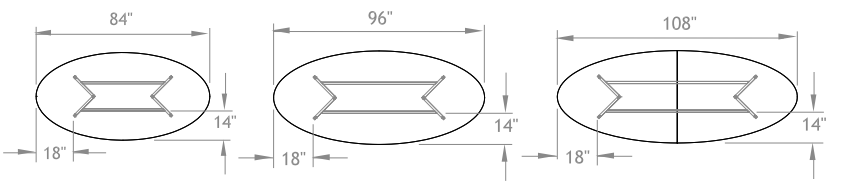

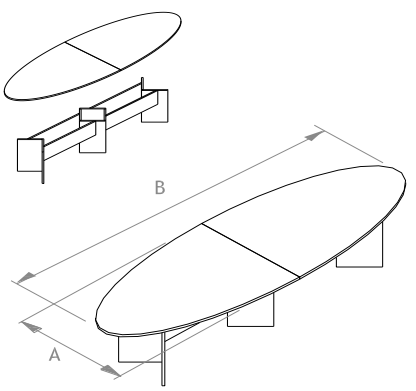

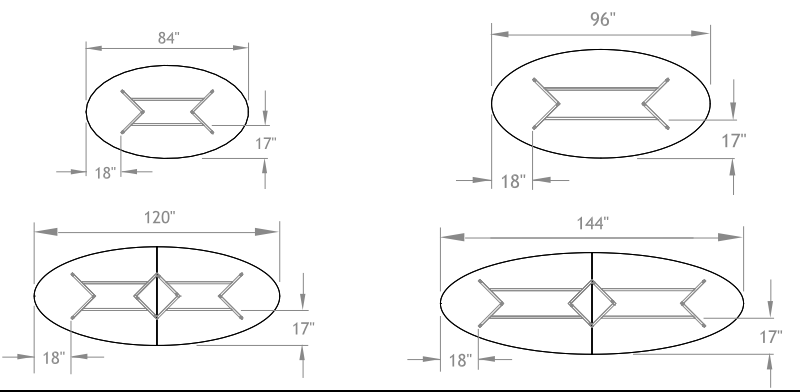

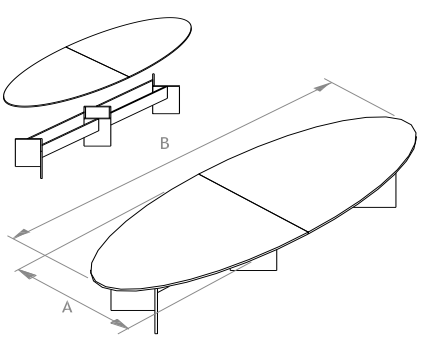

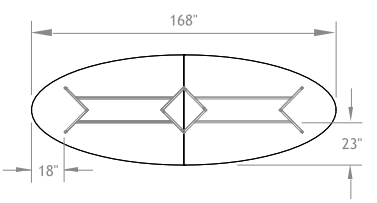

Option: Power/data centre(s)*

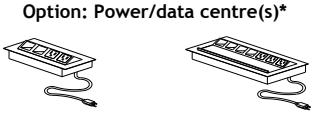

MH1	MH2
2 electr + 2 comm outlets	3 electr. + 4 comm.

Positioning of power/data centres

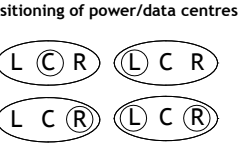

HOW TO ORDER?

M _ _ _ (Serie) → (A B) **EL** (CODE) → ... → **Y** (Option access door) → ... → ****AD** (Base type) → ... → * MH1SN / MH2SN (**Option** power/data) → ... → H / V (Orientation) – C / L / R / LR (Location) — **Specify** with **MH** option only

Notes

*Please specify positioning (C, L, R or LR) and orientation (H = Horizontal and V = Vertical) of the power/data centres at the end of the code

Access door(s): To add one or more access doors to the base(s) of a conference table, add the code (AD) and $197 retail per access door

ELLIPTICAL CONFERENCE TABLES ON H BASE

MANUFACTURING STANDARDS: CONFERENCE TABLE SURFACES LONGER THAN 96" ARE IN 2 SECTIONS / TABLES DELIVERED DISASSEMBLED

EDGES / MOULDINGS		*tfl*	*hpl*	*tfl*	*hpl*
tfl	*hpl*	MAR	MARL	MAW	MAWL
ML	MLL	MA	MAL	MAX	MAXL

Conference table / Width 42"

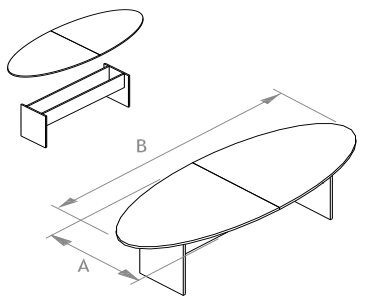

CODE	ML	MLL	MA	MAL	MAX	MAXL
A B	*1"*	*1-1/16"*	*1-5/8"*	*1-9/16"*	*1-5/8"*	*1-9/16"*
4284ELH	1157	1565	1419	1820	2016	2445
4296ELH	1213	1674	1503	1977	2156	2662
42108ELH	1290	1804	1689	2184	2398	2926

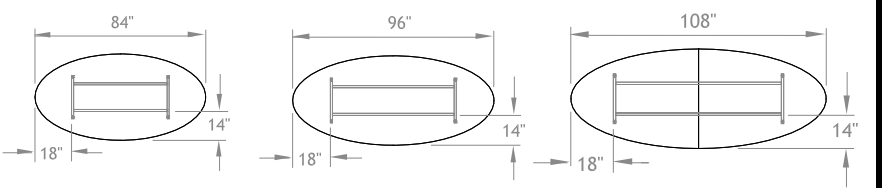

Conference table / Width 48"

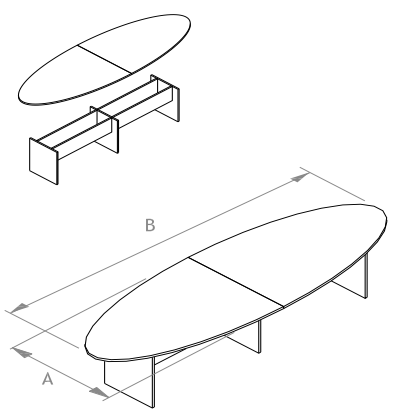

4884ELH	1216	1678	1511	1987	2134	2641
4896ELH	1232	1750	1577	2114	2257	2827
48120ELH	1534	2182	1987	2594	2780	3426
48144ELH	1690	2460	2234	2928	3143	3881

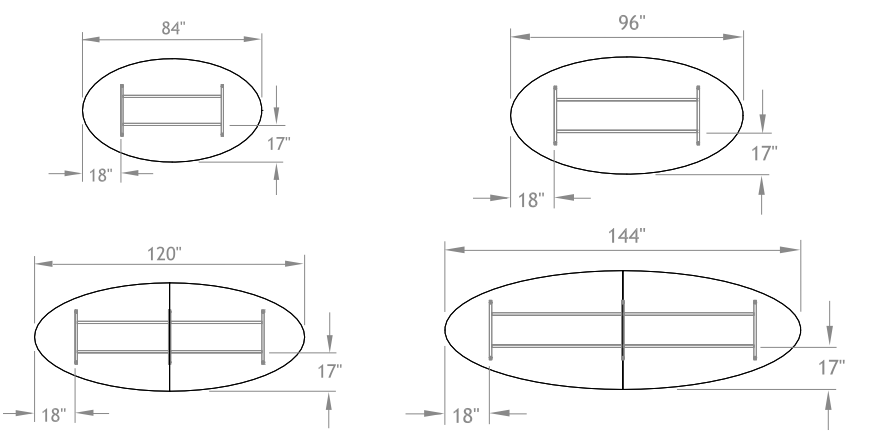

Conference table / Width 60"

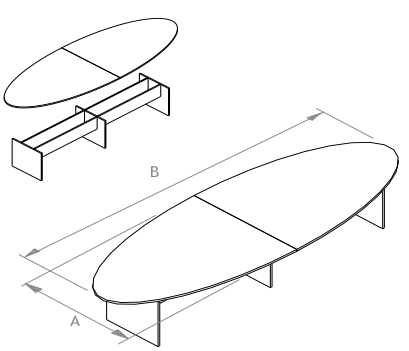

60168ELH	2065	3212	2979	3963	4057	5094

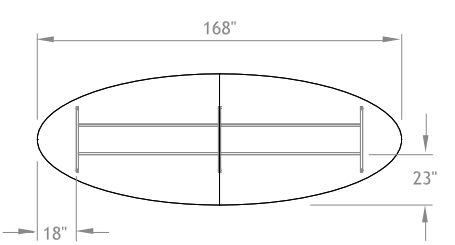

Option: Power/data centre(s)*

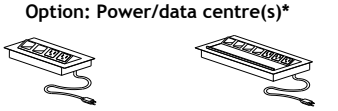

MH1	MH2
2 electr + 2 comm outlets	3 electr. + 4 comm.

Positioning of power/data centres

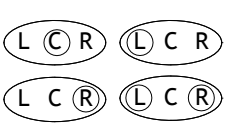

HOW TO ORDER?

M _ _ _ (Serie) → (A B) **EL** (CODE) → **H** (Base type) → * MH1SN / MH2SN (**Option** power/data) → H / V (Orientation) — C / L / R / LR (Location) (**Specify** with **MH** option only)

Notes

*Please specify positioning (C, L, R or LR) and orientation (H = Horizontal and V = Vertical) of the power/data centres at the end of the code

ELLIPTICAL CONFERENCE TABLES ON RECTANGULAR BASE

MANUFACTURING STANDARDS: CONFERENCE TABLE SURFACES LONGER THAN 96" ARE IN 2 SECTIONS / TABLES DELIVERED DISASSEMBLED

				tfl	*hpl*	*tfl*	*hpl*
		EDGES / MOULDINGS					
		tfl	*hpl*	MAR	MARL	MAW	MAWL
	CODE	ML	MLL	MA	MAL	MAX	MAXL
Conference table / Width 48"	A B	*1"*	*1-1/16"*	*1-5/8"*	*1-9/16"*	*1-5/8"*	*1-9/16"*
	48120ELRE	1650	2332	2130	2808	2923	3640
	48144ELRE	2205	3004	2752	3575	3659	4528
Conference table / Width 60"	60168ELRE	2683	3849	3507	4682	4584	5812

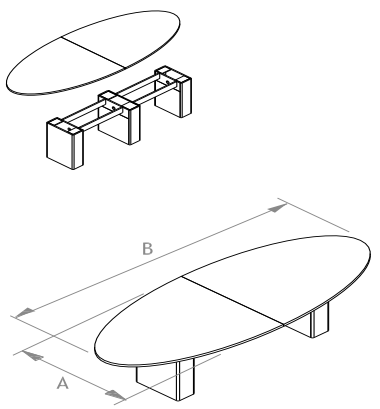

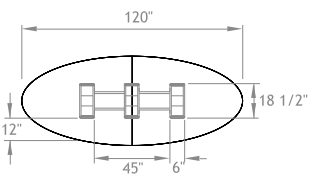

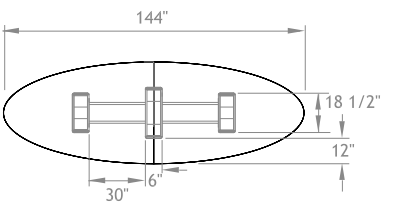

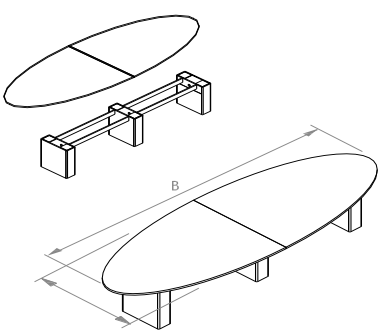

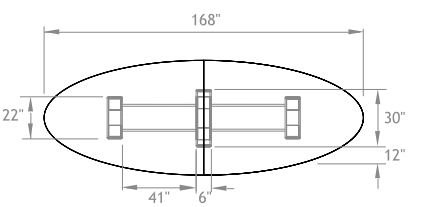

Option: Power/data centre(s)*

MH1	MH2
2 electr + 2 comm outlets	3 electr. + 4 comm.

Positioning of power/data centres

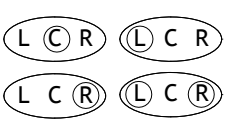

HOW TO ORDER?

M _ _ _ (Serie) → (A B) **EL** (CODE) → ... → **RE** (Option access door) → ... → **AD (Base type) → ... → * MH1SN / MH2SN (**Option** power/data) → ... → H / V (Orientation) — C / L / R / LR (Location)

Specify with **MH** option only

Notes

*Please specify positioning (C, L, R or LR) and orientation (H = Horizontal and V = Vertical) of the power/data centres at the end of the code

Access door(s): To add one or more access doors to the base(s) of a conference table, add the code (AD) and $197 retail per access door

ELLIPTICAL CONFERENCE TABLES ON ARROW BASE

MANUFACTURING STANDARDS: CONFERENCE TABLE SURFACES LONGER THAN 96" ARE IN 2 SECTIONS / TABLES DELIVERED DISASSEMBLED

EDGES / MOULDINGS		tfl	hpl	tfl	hpl
tfl	hpl	MAR	MARL	MAW	MAWL
ML	MLL	MA	MAL	MAX	MAXL

Conference table / Width 48"

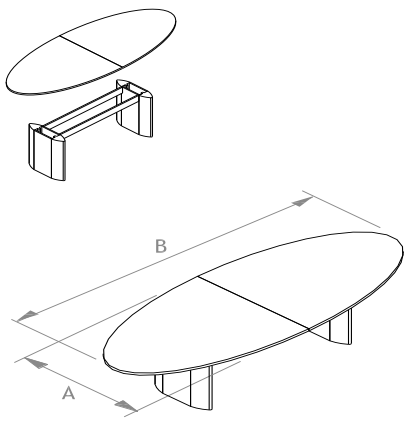

CODE	ML	MLL	MA	MAL	MAX	MAXL
A B	1"	1-1/16"	1-5/8"	1-9/16"	1-5/8"	1-9/16"
48120ELARW	1785	2451	2243	2926	3036	3759
48144ELARW	2382	3183	2922	3754	3829	4706

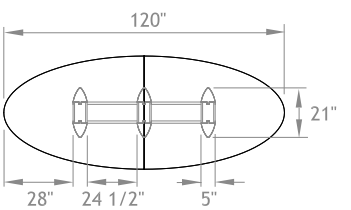

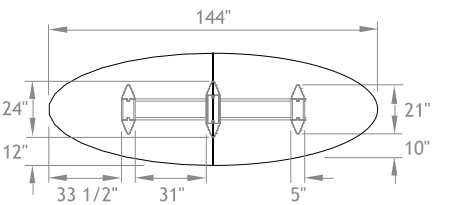

Conference table / Width 60"

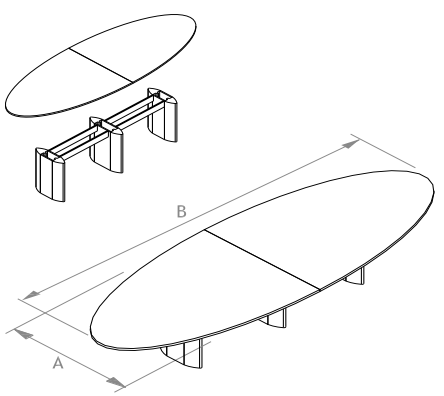

60168ELARW	2861	4028	3677	4860	4753	5990

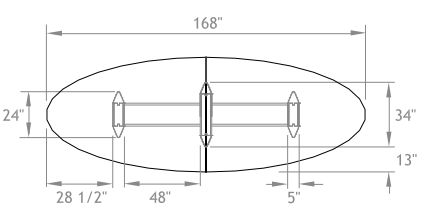

Option: Power/data centre(s)*

MH1	MH2
2 electr + 2 comm outlets	3 electr. + 4 comm.

Positioning of power/data centres

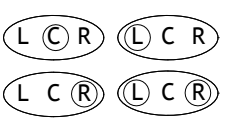

HOW TO ORDER?

M _ _ _ (Serie) → (A B) **EL** (CODE) → ... **ARW** (Option access door) → ... ****AD** (Base type) → ... ***** MH1SN / MH2SN (**Option** power/data) → ... H / V (Orientation) — C / L / R / LR (Location) (**Specify** with **MH** option only)

Notes

*Please specify positioning (C, L, R or LR) and orientation (H = Horizontal and V = Vertical) of the power/data centres at the end of the code

Access door(s): To add one or more access doors to the base(s) of a conference table, add the code (AD) and $197 retail per access door

ELLIPTICAL CONFERENCE TABLES ON OVAL LEGS

MANUFACTURING STANDARDS: CONFERENCE TABLE SURFACES LONGER THAN 96" ARE IN 2 SECTIONS AND HAVE DOUBLE OVAL LEGS / TABLES DELIVERED DISASSEMBLED

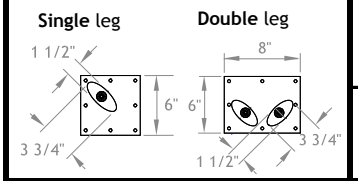

	EDGES / MOULDINGS					
			tfl	*hpl*	*tfl*	*hpl*
	tfl	*hpl*	MAR	MARL	MAW	MAWL
CODE	ML	MLL	MA	MAL	MAX	MAXL
A B	*1"*	*1-1/16"*	*1-5/8"*	*1-9/16"*	*1-5/8"*	*1-9/16"*
Conference table / Width 42"						
4284ELOVA	998	1340	1221	1602	1815	2256
4296ELOVA	1066	1455	1324	1757	1975	2474
42108ELOVAD	1566	2001	1834	2339	2542	3120
Conference table / Width 48"						
4884ELOVA	1330	1718	1573	2018	2196	2705
4896ELOVA	1407	1851	1690	2193	2370	2946
48120ELOVAD	2209	2760	2538	3188	3331	4069
48144ELOVAD	2364	3026	2774	3541	3680	4549
Conference table / Width 60"						
60168ELOVAD	2786	3759	3422	4509	4498	5723

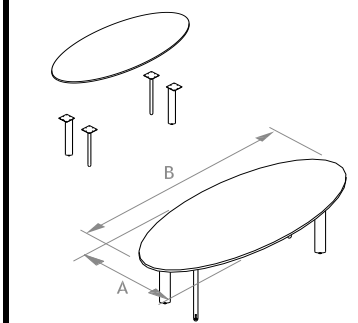

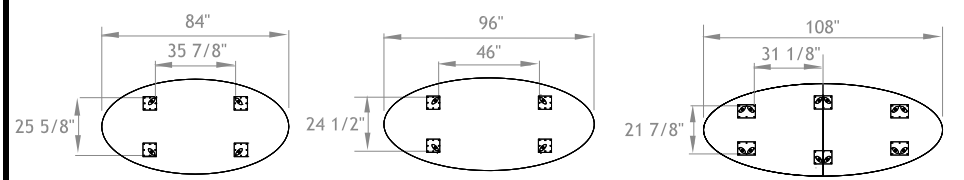

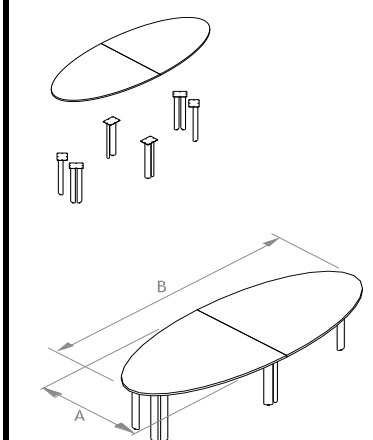

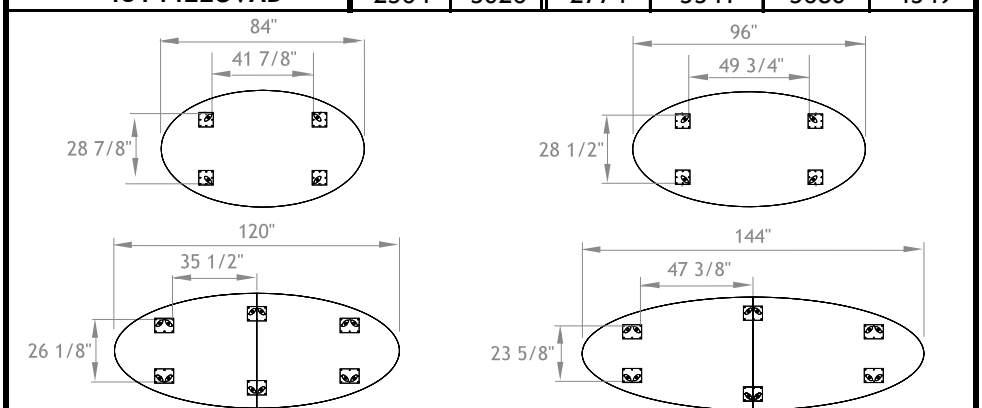

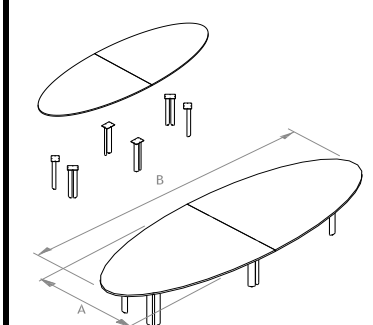

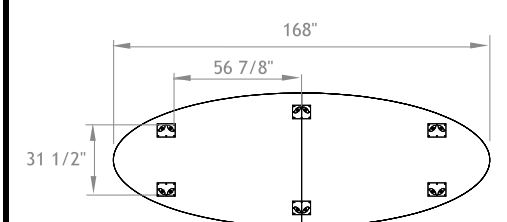

Option: Power/data centre(s)*

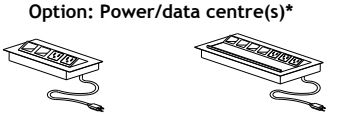

MH1	MH2
2 electr + 2 comm outlets	3 electr. + 4 comm.

Positioning of power/data centres

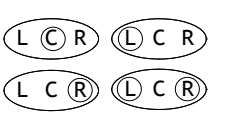

HOW TO ORDER?

M _ _ _ (Serie) ··· (A B) (Specify) ··· EL (CODE) ··· OVA BL (black) / OVA SN (satin nickel) / OVAD BL (black) / OVAD SN (satin nickel) (Legs type) ··· * MH1SN / MH2SN (Option power/data) ··· H / V (Orientation) — C / L / R / LR (Location) — Specify with **MH** option only

Notes **See**

*Please specify positioning (C, L, R or LR) and orientation (H = Horizontal and V = Vertical) of the power/data centres at the end of the code

Colours for metal legs: Standard: Black **(BL)** Option: Satin Nickel **(SN)** / **No charge**

If metal leg colour is not specified in your purchase order, standard black will automatically be applied.

p.179

RACETRACK-STYLE CONFERENCE TABLES ON CYLINDER BASES

CONFERENCE TABLE SURFACES LONGER THAN 96" ARE IN 2 SECTIONS / HPL
CYLINDER BASES / TABLES DELIVERED DISASSEMBLED

				tfl	*hpl*	*tfl*	*hpl*
		EDGES / MOULDINGS		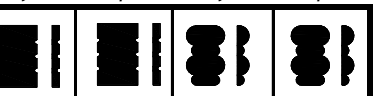			
		tfl	*hpl*	MAR	MARL	MAW	MAWL
	CODE	ML	MLL	MA	MAL	MAX	MAXL
Conference table / Width 42"	A B	*1"*	*1-1/16"*	*1-5/8"*	*1-9/16"*	*1-5/8"*	*1-9/16"*
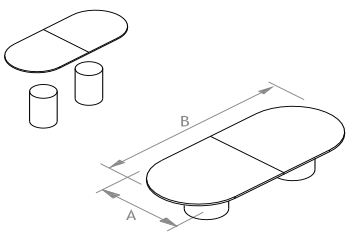	**4284RTCY**	2683	3091	2888	3330	3482	3957
	4296RTCY	2721	3188	2973	3458	3626	4142
	42108RTCY	3930	4456	4172	4754	4880	5499
	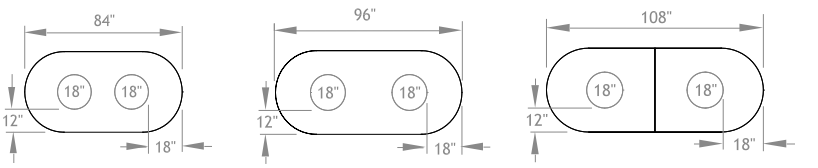						
Conference table / Width 48"	**4896RTCY**	3232	3765	3513	4346	4193	4836
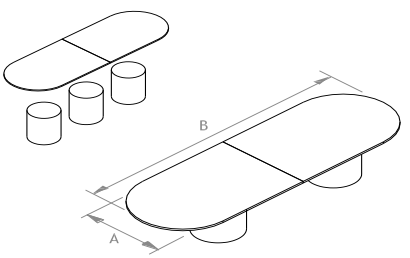	**48120RTCY**	4122	4789	4470	5170	5265	6005
	48144RTCY	4269	5069	4719	5528	5628	6481
	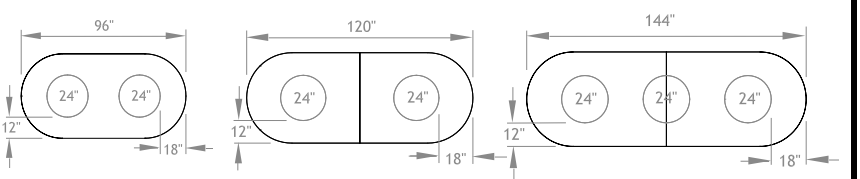						
Conference table / Width 60"	**60168RTCY**	5205	6372	5910	7040	6989	8173
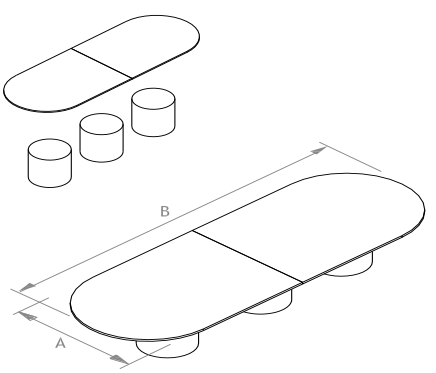	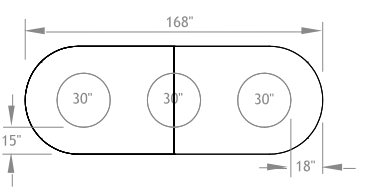			**Option: Power/data centre(s)***			
				MH1	**MH2**		
				2 electr + 2 comm outlets	3 electr. + 4 comm.		
				Positioning of power/data centres 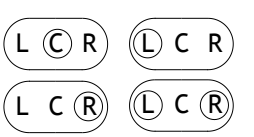			

HOW TO ORDER?

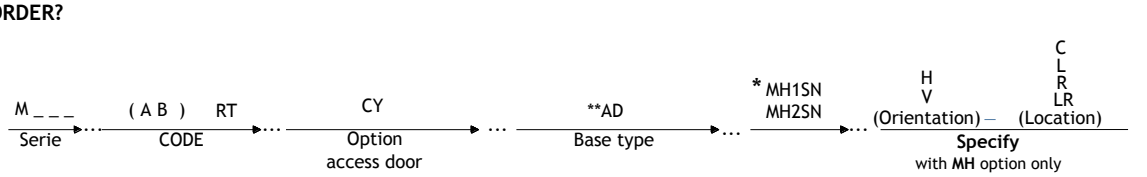

Notes

*Please specify positioning (C, L, R or LR) and orientation (H = Horizontal and V = Vertical) of the power/data centres at the end of the code

Access door(s): To add one or more access doors to the base(s) of a conference table, add the code (AD) and $419 retail per access door

RACETRACK-STYLE CONFERENCE TABLES ON CUBIC BASES

MANUFACTURING STANDARDS: CONFERENCE TABLE SURFACES LONGER THAN 96" ARE IN 2 SECTIONS / TABLES DELIVERED DISASSEMBLED

				tfl	*hpl*	*tfl*	*hpl*
		EDGES / MOULDINGS					
		tfl	*hpl*	MAR	MARL	MAW	MAWL
	CODE	ML	MLL	MA	MAL	MAX	MAXL
Conference table / Width 42"	A B	*1"*	*1-1/16"*	*1-5/8"*	*1-9/16"*	*1-5/8"*	*1-9/16"*
	4284RTCU	1139	1400	1277	1641	1845	2233
	4296RTCU	1185	1497	1362	1764	2016	2450
	42108RTCU	1267	1848	1689	2071	2398	2816
Conference table / Width 48"	**4896RTCU**	1276	1789	1632	2182	2311	2898
	48120RTCU	1417	2182	1987	2562	2780	3395
	48144RTCU	1714	2460	2234	2919	3143	3873
Conference table / Width 60"	**60168RTCU**	1967	3368	3050	4037	4128	5169

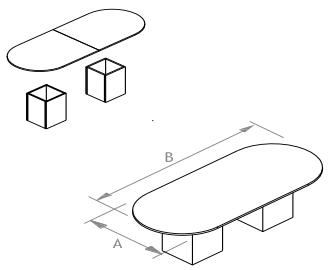

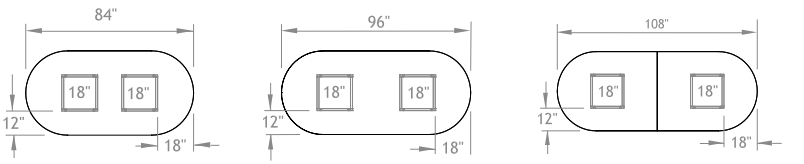

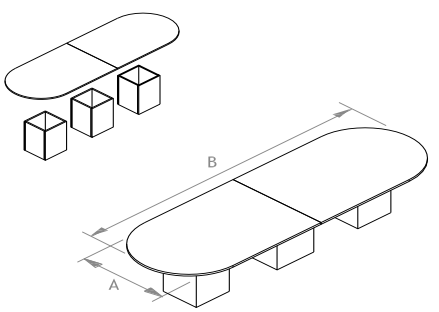

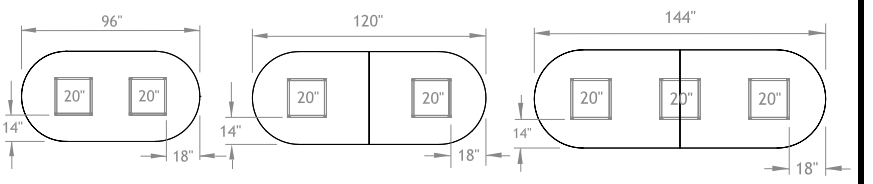

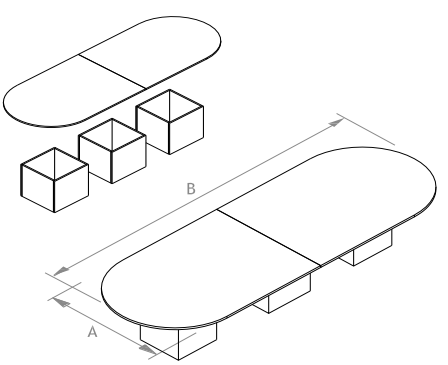

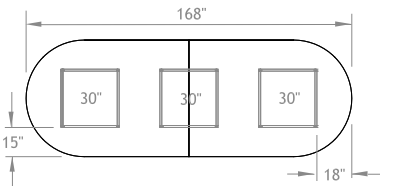

Option: Power/data centre(s)*

MH1	MH2
2 electr + 2 comm outlets	3 electr. + 4 comm.

Positioning of power/data centres

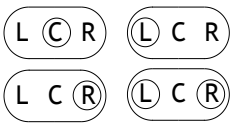

HOW TO ORDER?

M _ _ _ (Serie) … (A B) (CODE) RT … CU (Option access door) … **AD (Base type) … * MH1SN / MH2SN (**Option** power/data) … H / V (Orientation) — C / L / R / LR (Location) (**Specify** with **MH** option only)

Notes

*Please specify positioning (C, L, R or LR) and orientation (H = Horizontal and V = Vertical) of the power/data centres at the end of the code

Access door(s): To add one or more access doors to the base(s) of a conference table, add the code (AD) and $197 retail per access door

RACETRACK-STYLE CONFERENCE TABLES ON Y BASE

MANUFACTURING STANDARDS: CONFERENCE TABLE SURFACES LONGER THAN 96" ARE IN 2 SECTIONS / TABLES DELIVERED DISASSEMBLED

EDGES / MOULDINGS	tfl	hpl	tfl	hpl	tfl	hpl
			MAR	MARL	MAW	MAWL
CODE	ML	MLL	MA	MAL	MAX	MAXL
A B	1"	1-1/16"	1-5/8"	1-9/16"	1-5/8"	1-9/16"

Conference table / Width 42"

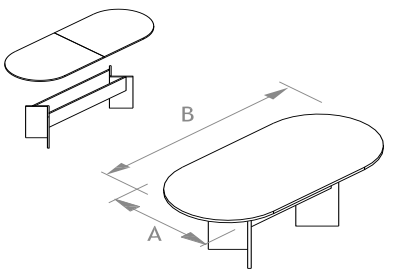

	ML	MLL	MA	MAL	MAX	MAXL
4284RTY	1054	1406	1314	1729	1910	2354
4296RTY	1134	1449	1380	1848	2031	2533
42108RTY	1214	1722	1572	2100	2279	2843

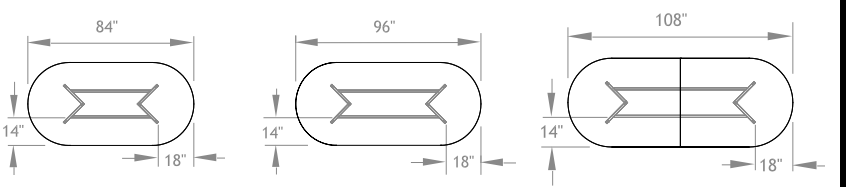

Conference table / Width 48"

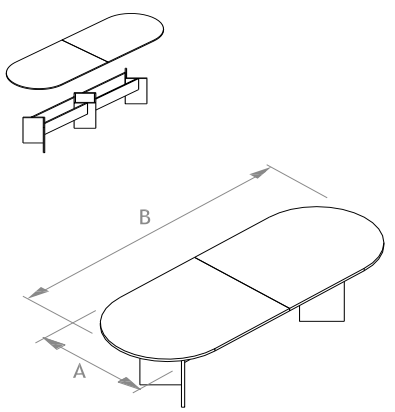

	ML	MLL	MA	MAL	MAX	MAXL
4884RTY	1134	1476	1406	1876	2029	2531
4896RTY	1142	1723	1568	2103	2241	2810
48120RTY	1402	2137	1945	2612	2698	3403
48144RTY	1446	2416	2193	2987	3040	3878

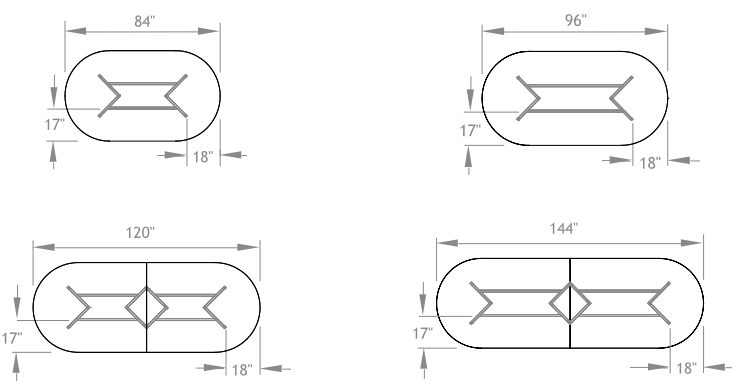

Conference table / Width 60"

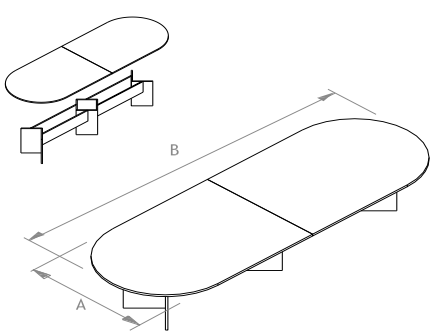

	ML	MLL	MA	MAL	MAX	MAXL
60168RTY	2070	3323	3007	4104	3954	5123

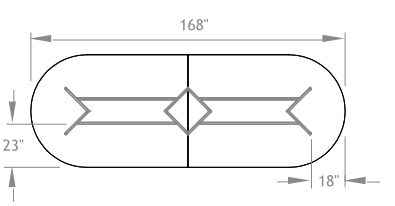

Option: Power/data centre(s)*

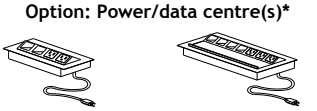

MH1	MH2
2 electr + 2 comm outlets	3 electr. + 4 comm.

Positioning of power/data centres

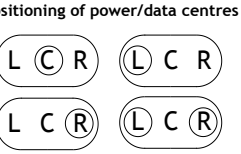

HOW TO ORDER?

M _ _ _ (Serie) … (A B) RT (CODE) … Y (Option access door) … **AD (Base type) … * MH1SN / MH2SN (**Option** power/data) … H / V (Orientation) — C / L / R / LR (Location) — **Specify** with **MH** option only

Notes

*Please specify positioning (C, L, R or LR) and orientation (H = Horizontal and V = Vertical) of the power/data centres at the end of the code

Access door(s): To add one or more access doors to the base(s) of a conference table, add the code (AD) and $197 retail per access door

RACETRACK-STYLE CONFERENCE TABLES ON H BASE

MANUFACTURING STANDARDS: CONFERENCE TABLE SURFACES LONGER THAN 96" ARE IN 2 SECTIONS / TABLES DELIVERED DISASSEMBLED

EDGES / MOULDINGS	tfl	hpl	tfl	hpl	tfl	hpl
			MAR	MARL	MAW	MAWL
CODE	ML	MLL	MA	MAL	MAX	MAXL
A B	1"	1-1/16"	1-5/8"	1-9/16"	1-5/8"	1-9/16"

Conference table / Width 42"

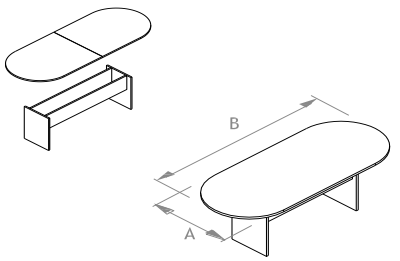

4284RTH	1020	1345	1281	1696	1883	2328
4296RTH	1098	1414	1347	1814	2025	2525
42108RTH	1178	1699	1618	2149	2266	2852

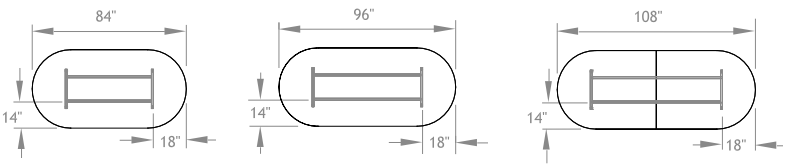

Conference table / Width 48"

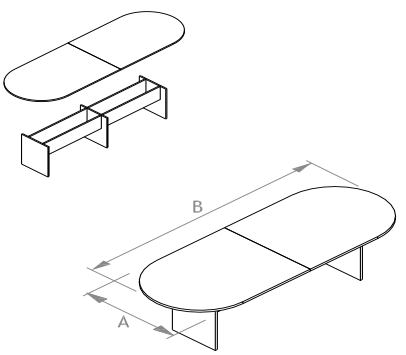

4884RTH	1098	1600	1461	1934	2084	2588
4896RTH	1107	1693	1540	2074	2209	2776
48120RTH	1366	2107	1917	2584	2667	3372
48144RTH	1408	2386	2163	2957	3013	3849

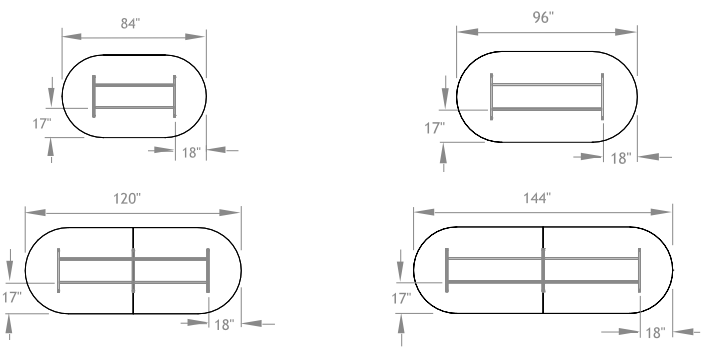

Conference table / Width 60"

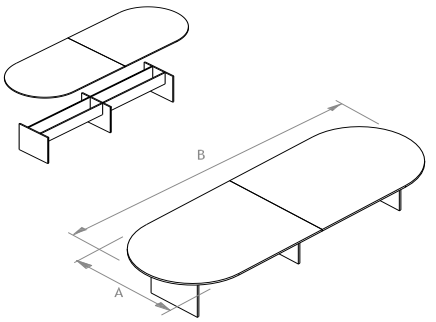

60168RTH	2027	3294	2979	4045	3926	5039

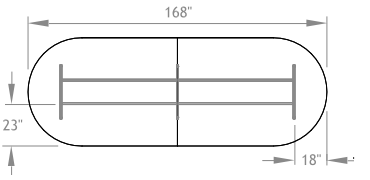

Option: Power/data centre(s)*

MH1	MH2
2 electr + 2 comm outlets	3 electr. + 4 comm.

Positioning of power/data centres

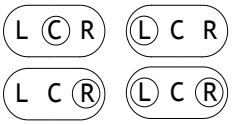

HOW TO ORDER?

M _ _ _ (Serie) → (A B) RT (CODE) → H (Base type) → * MH1SN / MH2SN (Option power/data) → H / V (Orientation) – C / L / R / LR (Location) (Specify with **MH** option only)

Notes

*Please specify positioning (C, L, R or LR) and orientation (H = Horizontal and V = Vertical) of the power/data centres at the end of the code

RACETRACK-STYLE CONFERENCE TABLES ON RECTANGULAR BASES

MANUFACTURING STANDARDS: CONFERENCE TABLE SURFACES LONGER THAN 96" ARE IN 2 SECTIONS / TABLES DELIVERED DISASSEMBLED

EDGES / MOULDINGS	tfl	hpl	tfl	hpl	tfl	hpl
			MAR	MARL	MAW	MAWL
CODE	ML	MLL	MA	MAL	MAX	MAXL
A B	1"	1-1/16"	1-5/8"	1-9/16"	1-5/8"	1-9/16"
4284RTRE	1371	1779	1639	2070	2233	2695
4296RTRE	1437	1904	1749	2237	2401	2921
42108RTRE	1890	2415	2229	2790	2937	3533
4884RTRE	1437	1904	1749	2237	2372	2891
4896RTRE	1514	2046	1877	2427	2556	3141
48120RTRE	1666	2332	2130	2808	2923	3640
48144RTRE	2205	3004	2752	3575	3659	4528
60168RTRE	2683	3849	3507	4682	4584	5812

Conference table / Width 42"

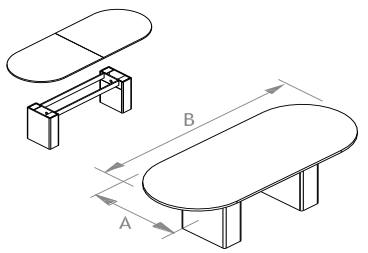

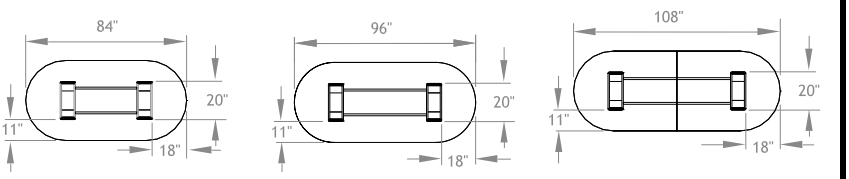

Conference table / Width 48"

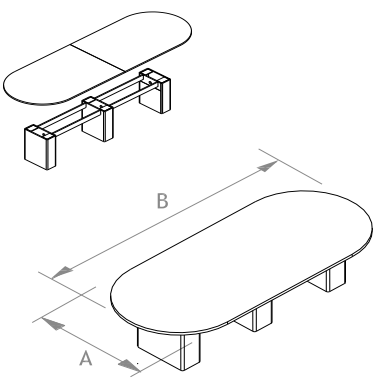

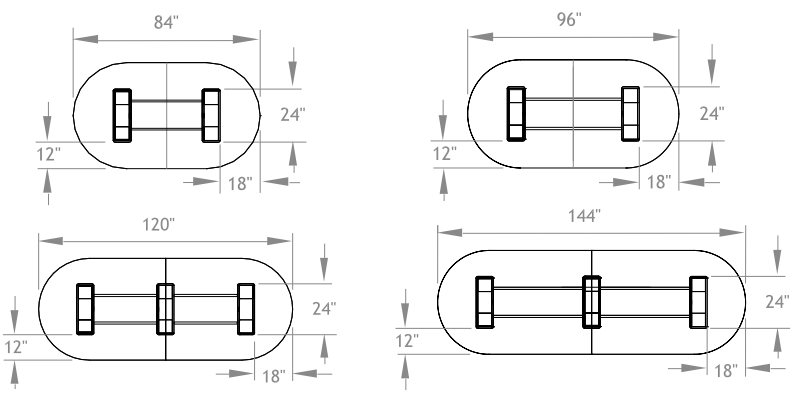

Conference table / Width 60"

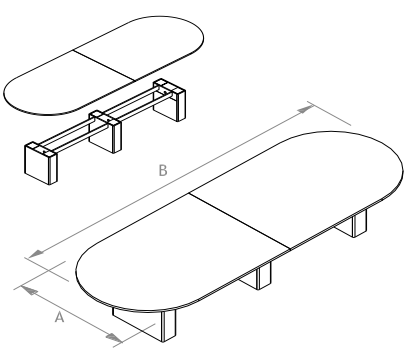

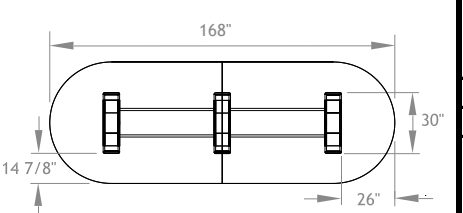

Option: Power/data centre(s)*

MH1	MH2
2 electr + 2 comm outlets	3 electr. + 4 comm.

Positioning of power/data centres

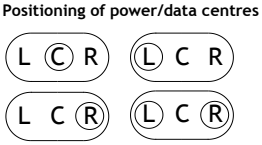

HOW TO ORDER?

M _ _ _ (Serie) ... (A B) RT (CODE) ... RE (Option access door) ... **AD (Base type) ... * MH1SN / MH2SN (Option power/data) ... H / V (Orientation) – C / L / R / LR (Location) (Specify with **MH** option only)

Notes

*Please specify positioning (C, L, R or LR) and orientation (H = Horizontal and V = Vertical) of the power/data centres at the end of the code

Access door(s): To add one or more access doors to the base(s) of a conference table, add the code (AD) and $197 retail per access door

RACETRACK-STYLE CONFERENCE TABLES ON ARROW BASES

MANUFACTURING STANDARDS: CONFERENCE TABLE SURFACES LONGER THAN 96" ARE IN 2 SECTIONS / TABLES DELIVERED DISASSEMBLED

	EDGES / MOULDINGS		*tfl*	*hpl*	*tfl*	*hpl*
	tfl	*hpl*	MAR	MARL	MAW	MAWL
CODE	ML	MLL	MA	MAL	MAX	MAXL
A B	*1"*	*1-1/16"*	*1-5/8"*	*1-9/16"*	*1-5/8"*	*1-9/16"*
4284RTARW	1490	1898	1752	2189	2346	2814
4296RTARW	1555	2022	1862	2355	2514	3040
42108RTARW	2069	2596	2401	2968	3106	3712
4884RTARW	1555	2022	1862	2355	2485	3009
4896RTARW	1633	2165	1990	2546	2670	3259
48120RTARW	1785	2451	2243	2926	3036	3759
48144RTARW	2382	3183	2922	3754	3829	4706
60168RTARW	2861	4028	3677	4860	4753	5990

Conference table / Width 42"

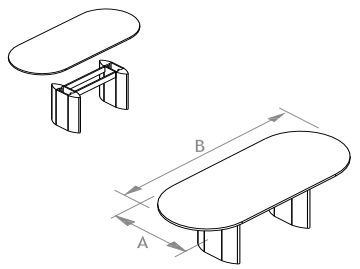

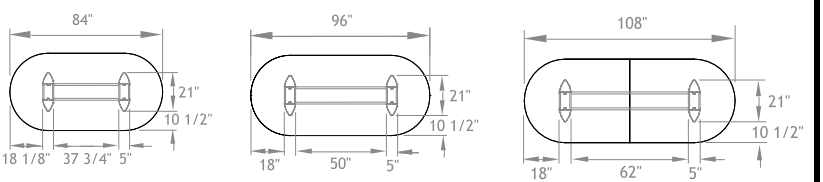

Conference table / Width 48"

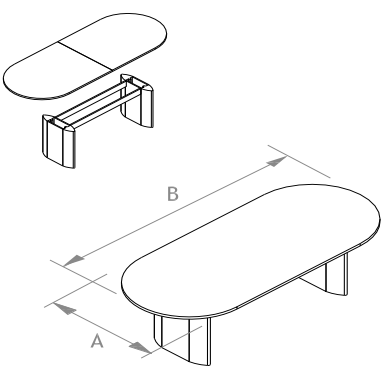

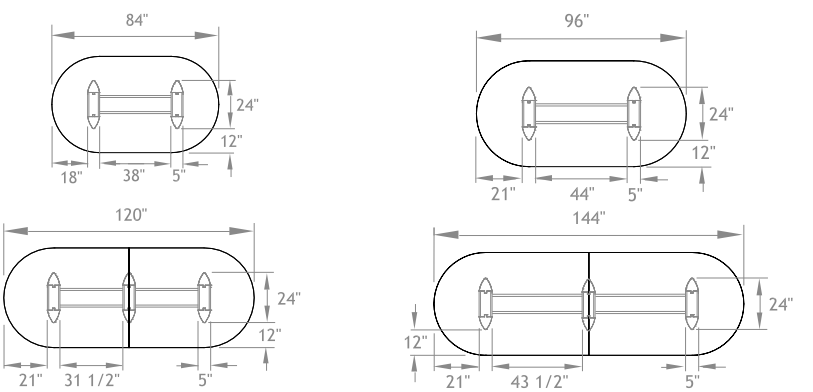

Conference table / Width 60"

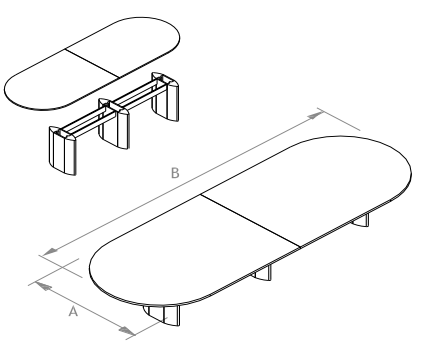

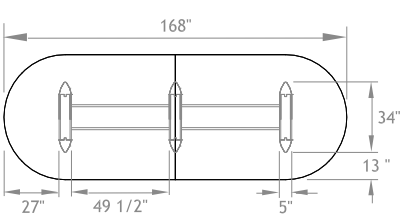

Option: Power/data centre(s)*

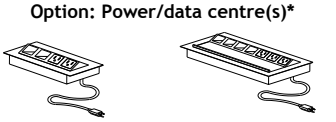

MH1	MH2
2 electr + 2 comm outlets	3 electr. + 4 comm.

Positioning of power/data centres

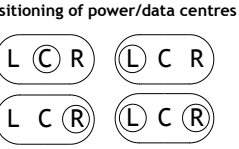

HOW TO ORDER?

M _ _ _ (Serie) ... (A B) (CODE) RT ... ARW (Option access door) ... **AD (Base type) ... * MH1SN / MH2SN (**Option** power/data) ... H / V (Orientation) — C / L / R / LR (Location) — **Specify** with **MH** option only

Notes

*Please specify positioning (C, L, R or LR) and orientation (H = Horizontal and V = Vertical) of the power/data centres at the end of the code

Access door(s): To add one or more access doors to the base(s) of a conference table, add the code (AD) and $197 retail per access door

RACETRACK-STYLE CONFERENCE TABLES
ON OVAL LEGS

MANUFACTURING STANDARDS: CONFERENCE TABLE SURFACES LONGER THAN 96" ARE IN 2 SECTIONS AND HAVE DOUBLE OVAL LEGS / TABLES DELIVERED DISASSEMBLED

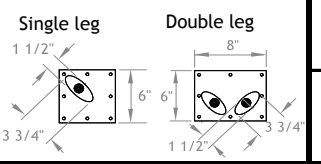

	EDGES / MOULDINGS		tfl	hpl	tfl	hpl
	tfl	hpl	MAR	MARL	MAW	MAWL
CODE	ML	MLL	MA	MAL	MAX	MAXL
A B	1"	1-1/16"	1-5/8"	1-9/16"	1-5/8"	1-9/16"
Conference table / Width 42"						
4284RTOVA	998	1340	1221	1602	1815	2256
4296RTOVA	1066	1455	1324	1757	1975	2474
42108RTOVAD	1566	2001	1834	2339	2542	3120
Conference table / Width 48"						
4884RTOVA	1330	1718	1573	2018	2196	2705
4896RTOVA	1407	1851	1690	2193	2370	2946
48120RTOVAD	2209	2760	2538	3188	3331	4069
48144RTOVAD	2364	3026	2774	3541	3680	4549
Conference table / Width 60"						
60168RTOVAD	2786	3759	3422	4509	4498	5723

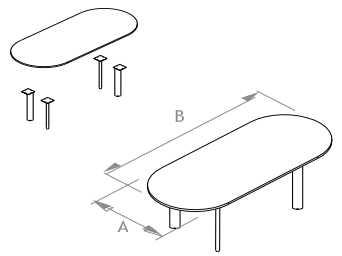

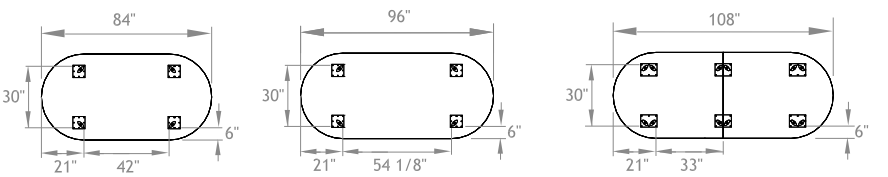

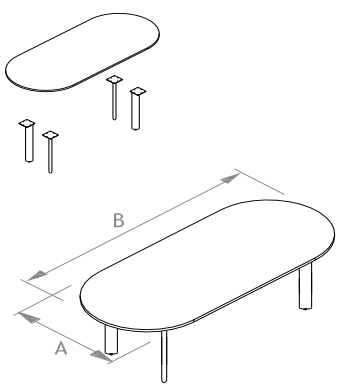

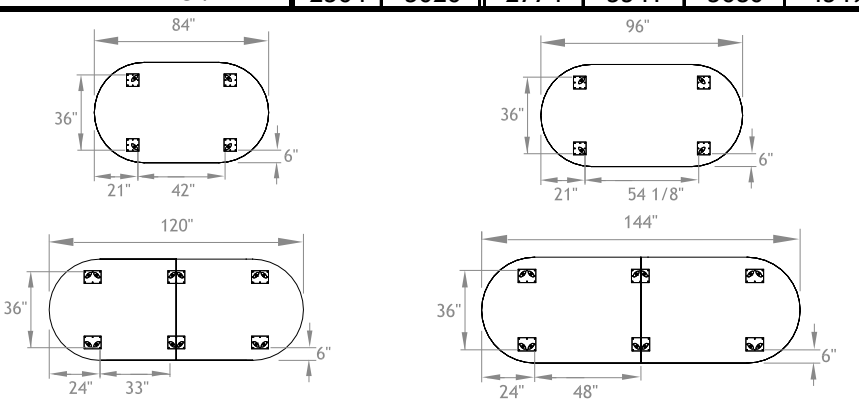

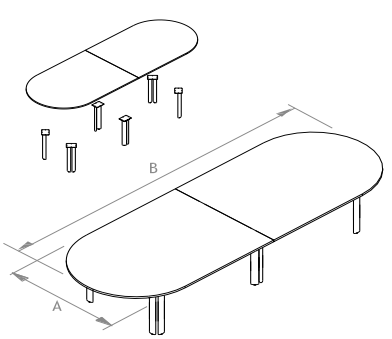

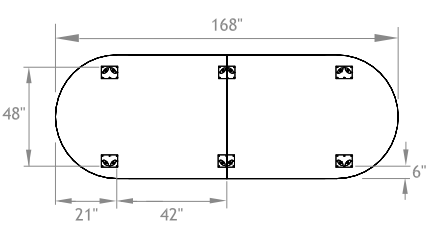

Option: Power/data centre(s)*

MH1	MH2
2 electr + 2 comm outlets	3 electr. + 4 comm.

Positioning of power/data centres

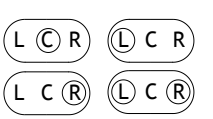

HOW TO ORDER?

M _ _ _ (Serie) → (A B) (Specify) → **RT** (CODE) → OVA BL (black) / OVA SN (satin nickel) / OVAD BL (black) / OVAD SN (satin nickel) (Legs type) → * MH1SN / MH2SN (**Option** power/data) → H / V (Orientation) — C / L / R / LR (Location) (Specify with **MH** option only)

Notes **See**

*Please specify positioning (C, L, R or LR) and orientation (H = Horizontal and V = Vertical) of the power/data centres at the end of the code

Colours for metal legs: **Standard: Black (BL)** **Option: Satin Nickel (SN) / No charge**

If metal leg colour is not specified in your purchase order, standard black will automatically be applied.

p.179

BOAT-STYLE TABLES (ROUNDED) ON CYLINDER BASES

CONFERENCE TABLE SURFACES LONGER THAN 96" ARE IN 2 SECTIONS / HPL
CYLINDER BASES / TABLES DELIVERED DISASSEMBLED

				tfl	*hpl*	*tfl*	*hpl*
		EDGES / MOULDINGS					
		tfl	*hpl*	MAR	MARL	MAW	MAWL
	CODE	ML	MLL	MA	MAL	MAX	MAXL
Conference table / Maximum width 42"	A B C	*1"*	*1-1/16"*	*1-5/8"*	*1-9/16"*	*1-5/8"*	*1-9/16"*
	304284BTRCY	2751	3103	2903	3321	3297	3857
	304296BTRCY	2791	3168	2961	3407	3409	4034
	3042108BTRCY	2839	3267	3047	3534	3700	4220
	3042120BTRCY	4044	4533	4246	4831	4953	5577
Conference table / Maximum width 48"	364884BTRCY	3120	3549	3318	3819	3942	4474
	364896BTRCY	3354	3843	3587	4424	4267	4913
	3648120BTRCY	4253	4866	4543	5248	5338	6082
	3648144BTRCY	4419	5147	4793	5605	5701	6557
Conference table / Maximum width 60"	4860168BTRCY	5397	6449	5983	7117	7062	8251

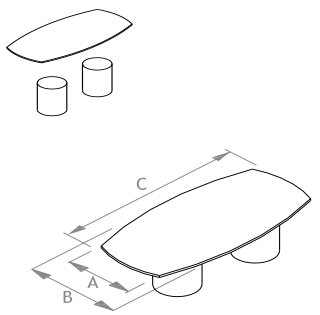

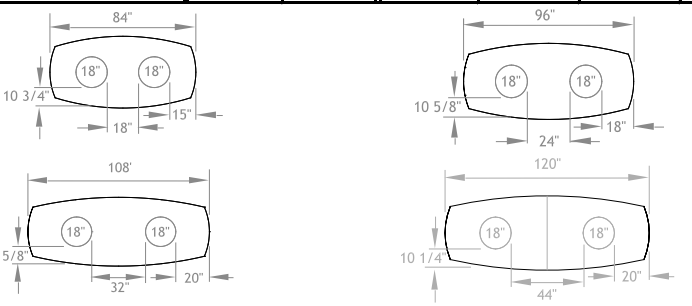

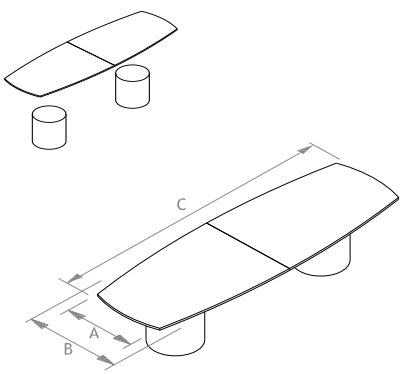

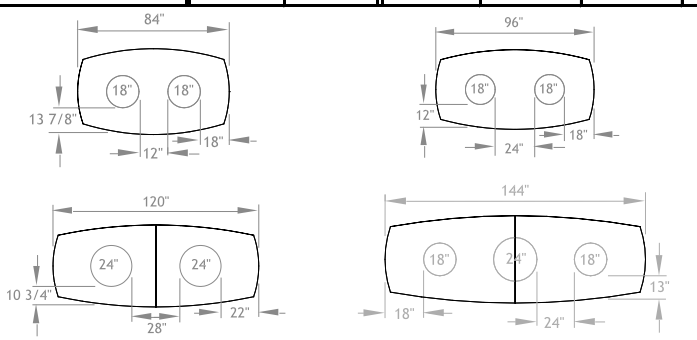

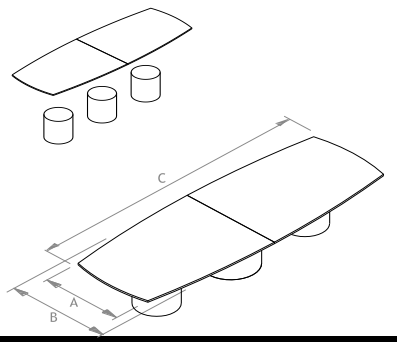

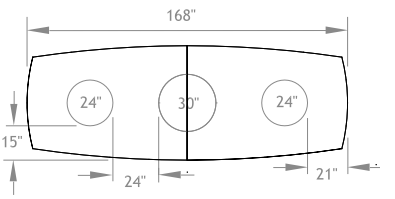

Option: Power/data centre(s)*

MH1	MH2
2 electr + 2 comm outlets	3 electr. + 4 comm.

Positioning of power/data centres



HOW TO ORDER?

M _ _ _ (Serie) → (A B C) **BTR** (CODE) → CY (Option access door) → … **AD (Base type) → … * MH1SN / MH2SN (**Option** power/data) → … H / V (Orientation) — C / L / R / LR (Location) — **Specify** with **MH** option only

Notes

*Please specify positioning (C, L, R or LR) and orientation (H = Horizontal and V = Vertical) of the power/data centres at the end of the code

Access door(s): To add one or more access doors to the base(s) of a conference table, add the code (AD) and $419 retail per access door

BOAT-STYLE TABLES (ROUNDED) ON CUBIC BASES

MANUFACTURING STANDARDS: CONFERENCE TABLE SURFACES LONGER THAN 96" ARE IN 2 SECTIONS / TABLES DELIVERED DISASSEMBLED

				tfl	*hpl*	*tfl*	*hpl*
		EDGES / MOULDINGS					
		tfl	*hpl*	MAR	MARL	MAW	MAWL
	CODE	ML	MLL	MA	MAL	MAX	MAXL
Conference table / Maximum width 42"	A B C	*1"*	*1-1/16"*	*1-5/8"*	*1-9/16"*	*1-5/8"*	*1-9/16"*
	304284BTRCU	1248	1530	1402	1822	1969	2417
	304296BTRCU	1332	1628	1486	1960	2140	2647
	3042108BTRCU	1415	1926	1763	2301	2471	3044
Conference table / Maximum width 48"	364896BTRCU	1366	1867	1706	2247	2385	2961
	3648120BTRCU	1508	2260	2061	2735	2854	3568
	3648144BTRCU	1812	2537	2308	3108	3217	4064
Conference table / Maximum width 54"	4254168BTRCU	1985	3161	2866	3834	3943	4964

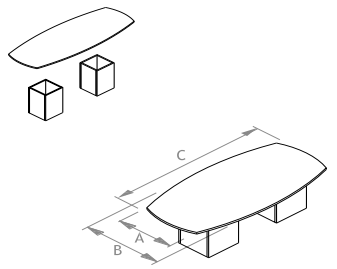

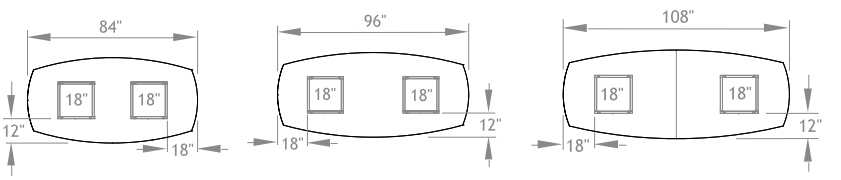

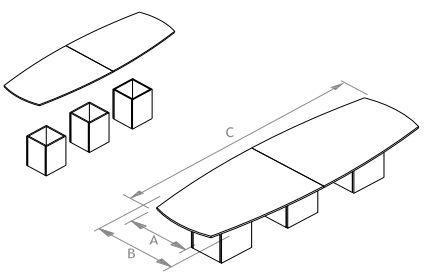

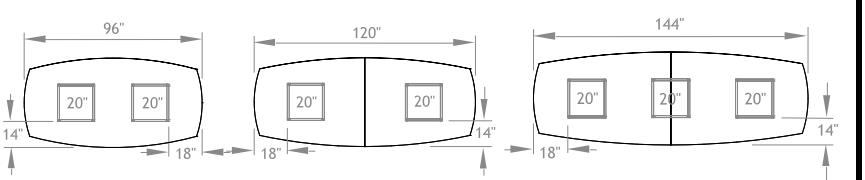

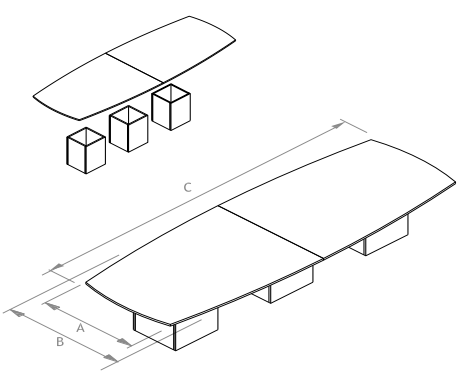

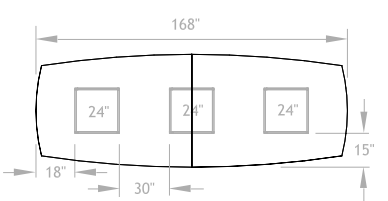

Option: Power/data centre(s)*

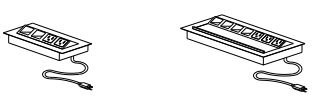

MH1	MH2
2 electr + 2 comm outlets	3 electr. + 4 comm.

Positioning of power/data centres



HOW TO ORDER?

M _ _ _ (Serie) → (A B C) **BTR** (CODE) → CU (Option access door) → … → **AD (Base type) → … → * MH1SN MH2SN **Option** (power/data) → … → H V (Orientation) — C L R LR (Location) **Specify** with **MH** option only

Notes

*Please specify positioning (C, L, R or LR) and orientation (H = Horizontal and V = Vertical) of the power/data centres at the end of the code

Access door(s): To add one or more access doors to the base(s) of a conference table, add the code (AD) and $197 retail per access door

BOAT-STYLE TABLES (ROUNDED) ON H BASE

MANUFACTURING STANDARDS: CONFERENCE TABLE SURFACES LONGER THAN 96" ARE IN 2 SECTIONS / TABLES DELIVERED DISASSEMBLED

				tfl	*hpl*	*tfl*	*hpl*
		EDGES / MOULDINGS					
		tfl	*hpl*	MAR	MARL	MAW	MAWL
	CODE	ML	MLL	MA	MAL	MAX	MAXL
Conference table / Maximum width 42"	A B C	*1"*	*1-1/16"*	*1-5/8"*	*1-9/16"*	*1-5/8"*	*1-9/16"*
	364284BTRH	1092	1471	1401	1820	1995	2445
	364296BTRH	1171	1578	1503	1977	2154	2662
	3642108BTRH	1252	1734	1651	2226	2401	2970
Conference table / Maximum width 48"	424884BTRH	1171	1596	1520	1996	2134	2641
	424896BTRH	1178	1694	1613	2151	2293	2864
	4248120BTRH	1440	2091	1991	2662	2783	3493
	4248144BTRH	1491	2250	2143	3033	3145	3987
Conference table / Maximum width 60"	5460168BTRH	1904	2999	3052	4204	4131	5337

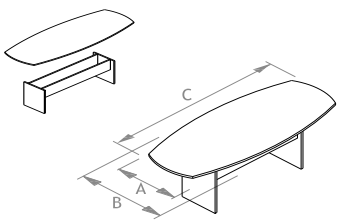

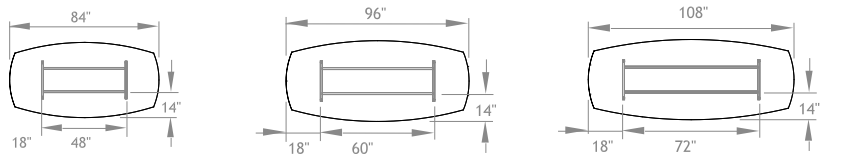

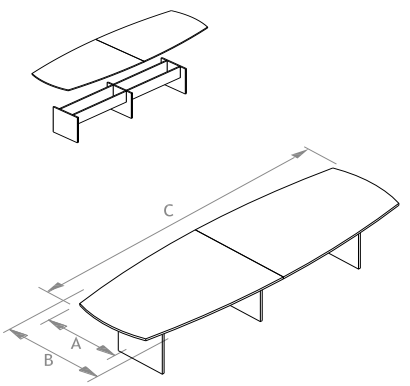

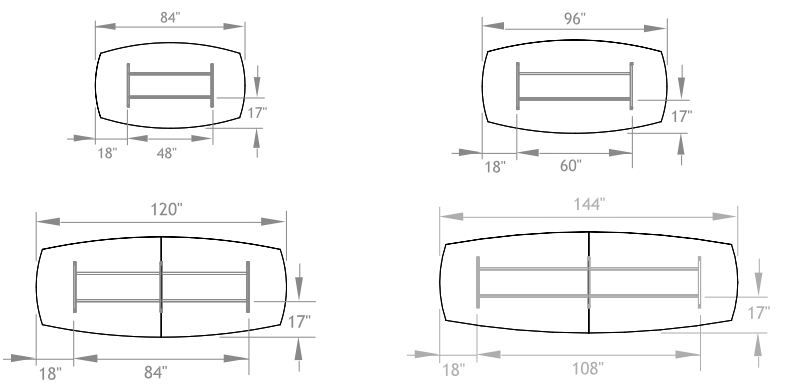

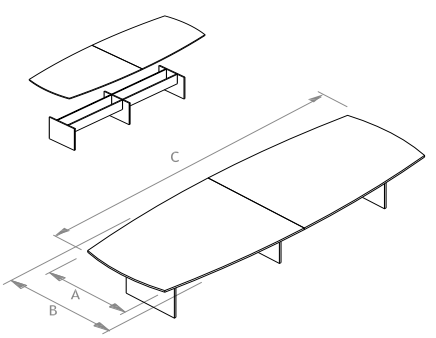

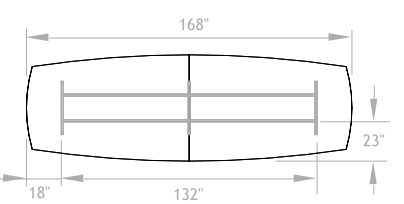

Option: Power/data centre(s)*

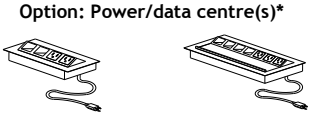

MH1	MH2
2 electr + 2 comm outlets	3 electr. + 4 comm.

Positioning of power/data centres

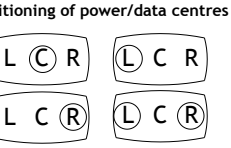

HOW TO ORDER?

M _ _ _ (Serie) → (A B C) **BTR** (CODE) → H (Base type) → * MH1SN / MH2SN (**Option** power/data) → H / V (Orientation) – C / L / R / LR (Location) (**Specify** with **MH** option only)

Notes

*Please specify positioning (C, L, R or LR) and orientation (H = Horizontal and V = Vertical) of the power/data centres at the end of the code

BOAT-STYLE TABLES (ROUNDED) ON Y BASE

MANUFACTURING STANDARDS: CONFERENCE TABLE SURFACES LONGER THAN 96" ARE IN 2 SECTIONS / TABLES DELIVERED DISASSEMBLED

				tfl	*hpl*	*tfl*	*hpl*
		EDGES / MOULDINGS					
		tfl	*hpl*	MAR	MARL	MAW	MAWL
	CODE	ML	MLL	MA	MAL	MAX	MAXL
Conference table / Maximum width 42"	A B C	*1"*	*1-1/16"*	*1-5/8"*	*1-9/16"*	*1-5/8"*	*1-9/16"*
	364284BTRY	1128	1504	1432	1853	2027	2478
	364296BTRY	1207	1608	1531	2008	2183	2691
	3642108BTRY	1288	1811	1725	2262	2435	3006
Conference table / Maximum width 48"	**424884BTRY**	1207	1620	1543	2027	2166	2674
	424896BTRY	1214	1725	1643	2182	2322	2895
	4248120BTRY	1474	2126	2025	2697	2817	3529
	4248144BTRY	1519	2384	2270	3069	3179	4023
Conference table / Maximum width 60"	**5460168BTRY**	1950	3047	3097	4251	4177	5383

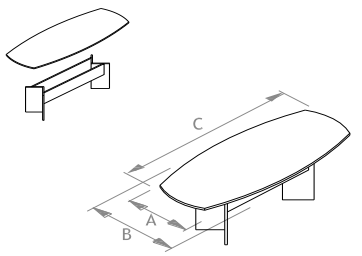

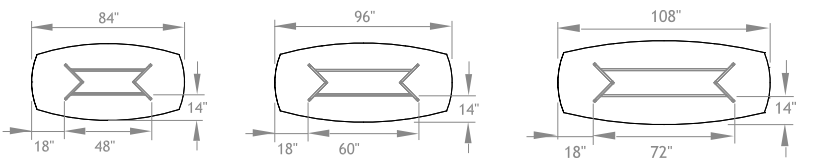

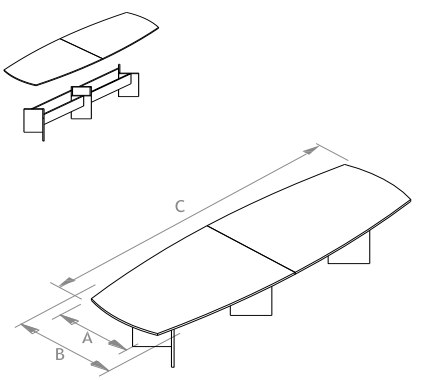

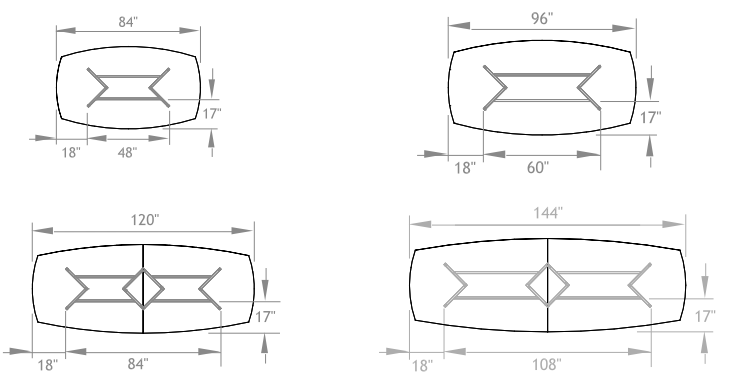

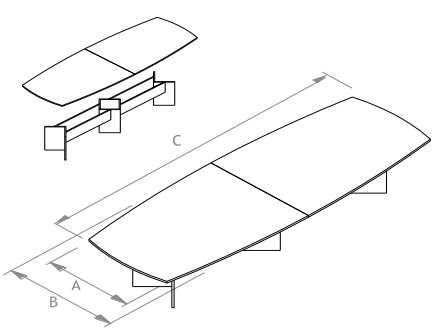

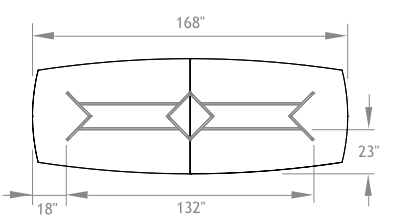

Option: Power/data centre(s)*

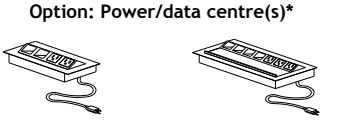

MH1	MH2
2 electr + 2 comm outlets	3 electr. + 4 comm.

Positioning of power/data centres



HOW TO ORDER?

M _ _ _ (Serie) → (A B C) **BTR** (CODE) → ... Y (Option access door) → ... **AD (Base type) → ... * MH1SN / MH2SN (**Option** power/data) → ... H / V (Orientation) – C / L / R / LR (Location) — **Specify** with **MH** option only

Notes

*Please specify positioning (C, L, R or LR) and orientation (H = Horizontal and V = Vertical) of the power/data centres at the end of the code

Access door(s): To add one or more access doors to the base(s) of a conference table, add the code (AD) and $197 retail per access door

BOAT-STYLE TABLES (ROUNDED) ON RECTANGULAR BASES

MANUFACTURING STANDARDS: CONFERENCE TABLE SURFACES LONGER THAN 96" ARE IN 2 SECTIONS / TABLES DELIVERED DISASSEMBLED

EDGES / MOULDINGS	tfl	hpl	tfl	hpl	tfl	hpl
			MAR	MARL	MAW	MAWL
CODE	ML	MLL	MA	MAL	MAX	MAXL
A B C	1"	1-1/16"	1-5/8"	1-9/16"	1-5/8"	1-9/16"
364284BTRRE	1371	1779	1639	2070	2233	2695
364296BTRRE	1437	1904	1749	2237	2401	2921
3642108BTRRE	1890	2415	2229	2790	2937	3533
424884BTRRE	1437	1904	1749	2237	2372	2891
424896BTRRE	1514	2046	1877	2427	2556	3141
4248120BTRRE	1666	2332	2130	2808	2923	3640
4248144BTRRE	2205	3004	2752	3575	3659	4528
5460168BTRRE	2683	3849	3507	4682	4584	5812

Conference table / Maximum width 42"

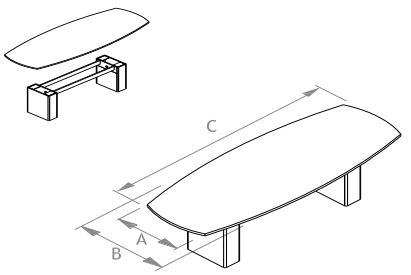

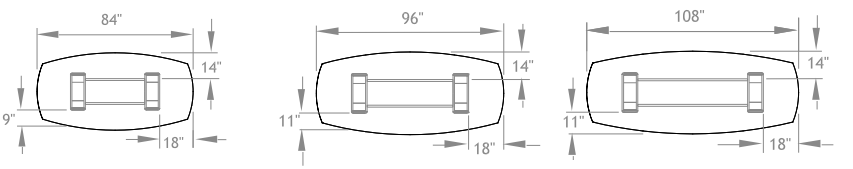

Conference table / Maximum width 48"

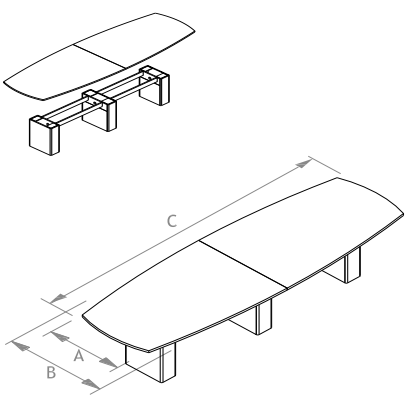

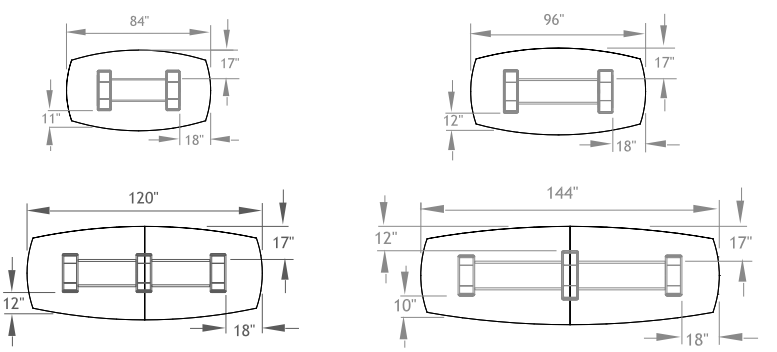

Conference table / Maximum width 60"

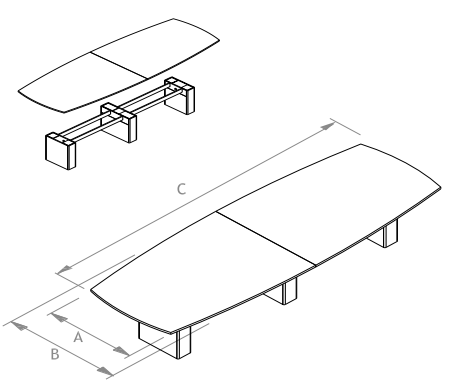

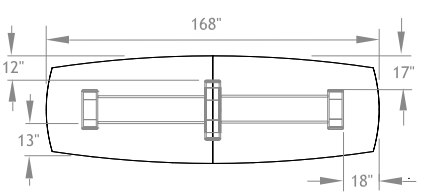

Option: Power/data centre(s)*

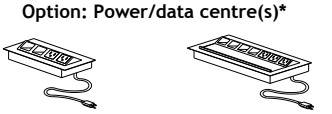

MH1	MH2
2 electr + 2 comm outlets	3 electr. + 4 comm.

Positioning of power/data centres

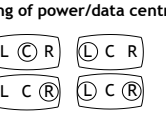

HOW TO ORDER?

M _ _ _ (Serie) → (A B C) **BTR** (CODE) … RE (Option access door) … **AD (Base type) … * MH1SN / MH2SN (**Option** power/data) … H / V (Orientation) — C / L / R / LR (Location) — **Specify** with **MH** option only

Notes

*Please specify positioning (C, L, R or LR) and orientation (H = Horizontal and V = Vertical) of the power/data centres at the end of the code

Access door(s): To add one or more access doors to the base(s) of a conference table, add the code (AD) and $197 retail per access door

BOAT-STYLE TABLES (ROUNDED) ON ARROW BASES

MANUFACTURING STANDARDS: CONFERENCE TABLE SURFACES LONGER THAN 96" ARE IN 2 SECTIONS / TABLES DELIVERED DISASSEMBLED

EDGES / MOULDINGS		*tfl*	*hpl*	*tfl*	*hpl*
tfl	*hpl*	MAR	MARL	MAW	MAWL
	CODE	ML	MLL	MA	MAL	MAX	MAXL
Conference table / Maximum width 42"	A B C	*1"*	*1-1/16"*	*1-5/8"*	*1-9/16"*	*1-5/8"*	*1-9/16"*
	364284BTRARW	1490	1898	1752	2189	2346	2814
	364296BTRARW	1555	2022	1862	2355	2514	3040
	3642108BTRARW	2069	2596	2401	2968	3106	3712
Conference table / Maximum width 48"	**424884BTRARW**	1555	2022	1862	2355	2485	3009
	424896BTRARW	1633	2165	1990	2546	2670	3259
	4248120BTRARW	1785	2451	2243	2926	3036	3759
	4248144BTRARW	2382	3183	2922	3754	3829	4706
Conference table / Maximum width 60"	**5460168BTRARW**	2861	4028	3677	4860	4753	5990

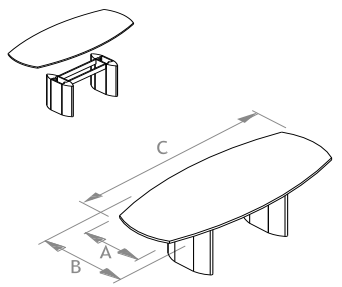

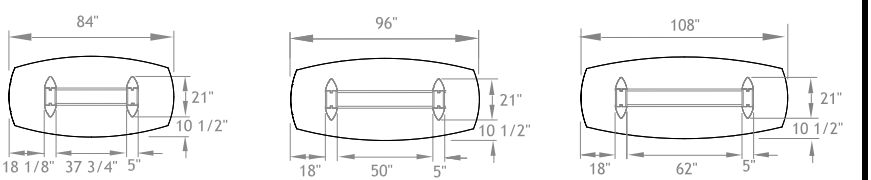

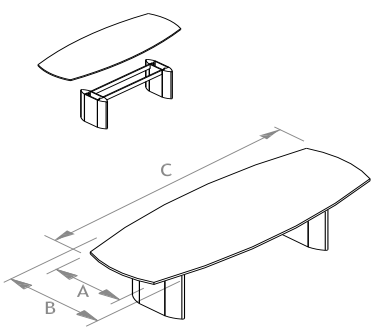

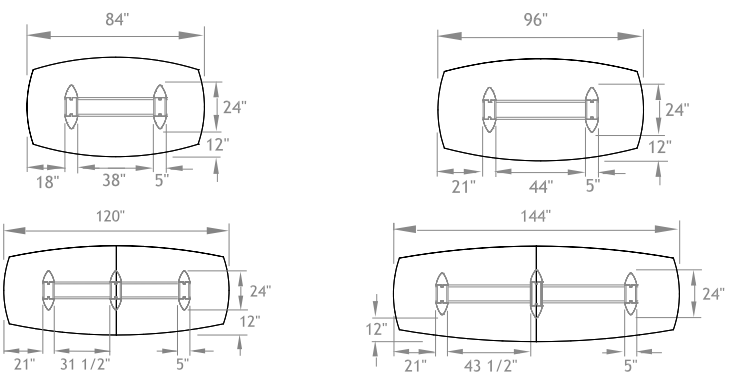

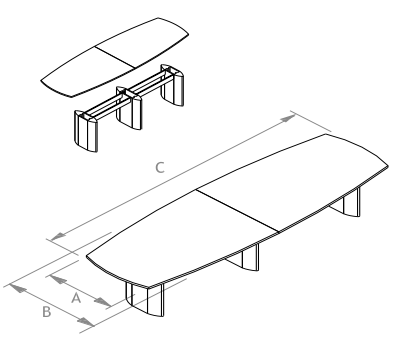

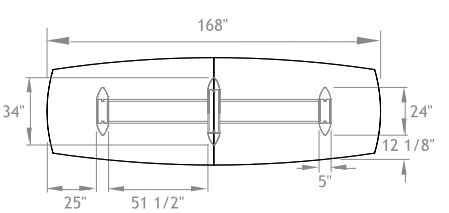

Option: Power/data centre(s)*

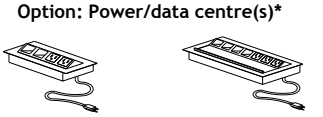

MH1	MH2
2 electr + 2 comm outlets	3 electr. + 4 comm.

Positioning of power/data centres



HOW TO ORDER?

M _ _ _ (Serie) → (A B C) **BTR** (CODE) … → ARW (Option access door) … → **AD (Base type) … → * MH1SN / MH2SN (**Option** power/data) … → H / V (Orientation) – C / L / R / LR (Location) (**Specify** with **MH** option only)

Notes

*Please specify positioning (C, L, R or LR) and orientation (H = Horizontal and V = Vertical) of the power/data centres at the end of the code

Access door(s): To add one or more access doors to the base(s) of a conference table, add the code (AD) and $197 retail per access door

BOAT-STYLE TABLES (ROUNDED) ON OVAL LEGS

MANUFACTURING STANDARDS: CONFERENCE TABLE SURFACES LONGER THAN 96" ARE IN 2 SECTIONS AND HAVE DOUBLE OVAL LEGS / TABLES DELIVERED DISASSEMBLED

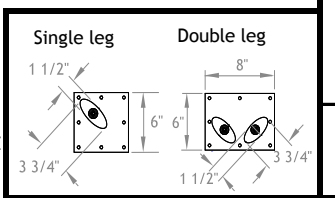

	EDGES / MOULDINGS		tfl	hpl	tfl	hpl
	tfl	hpl	MAR	MARL	MAW	MAWL
CODE	ML	MLL	MA	MAL	MAX	MAXL
A B C	1"	1-1/16"	1-5/8"	1-9/16"	1-5/8"	1-9/16"
Conference table / Maximum width 42"						
364284BTROVA	1076	1415	1293	1679	1888	2332
364296BTROVA	1143	1533	1396	1832	2048	2549
3642108BTROVAD	1643	2078	1907	2415	2615	3196
Conference table / Maximum width 48"						
424884BTROVA	1407	1794	1645	2094	2268	2781
424896BTROVA	1484	1927	1763	2270	2443	3022
4248120BTROVAD	2287	2836	2610	3264	3403	4144
4248144BTROVAD	2440	3103	2846	3616	3752	4625
Conference table / Maximum width 60"						
5460168BTROVAD	3704	3835	3494	4584	4570	5798

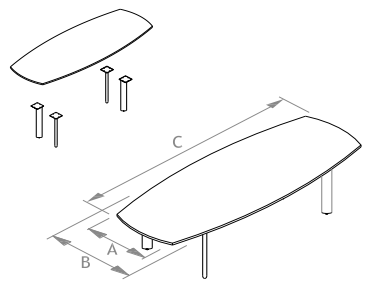

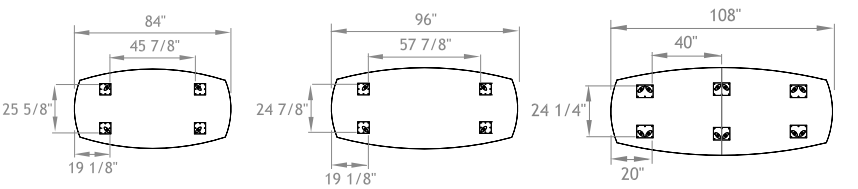

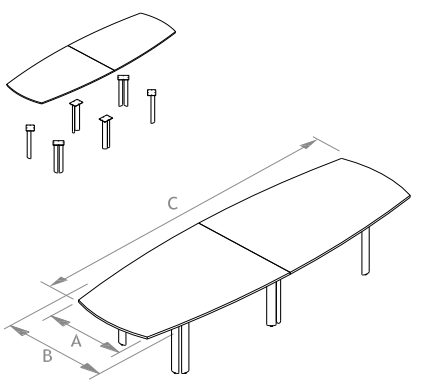

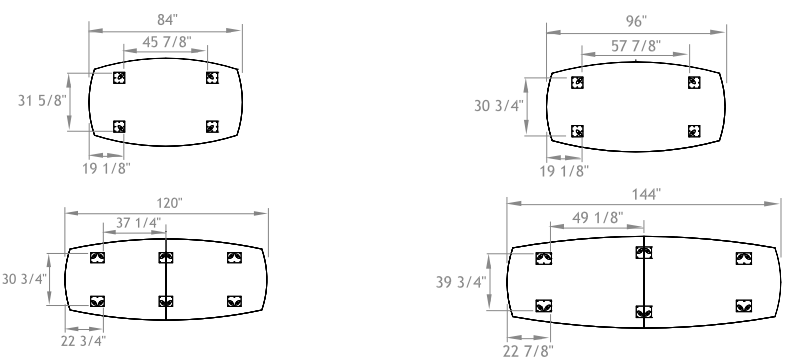

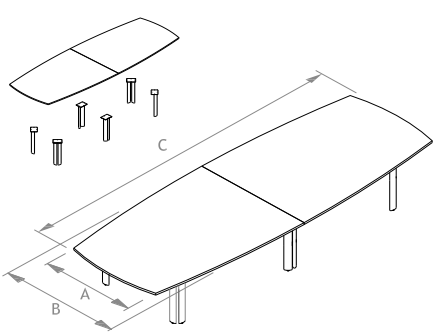

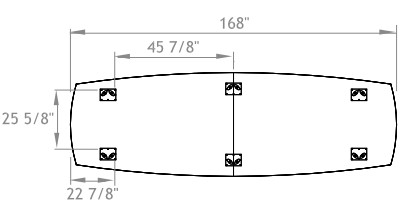

Option: Power/data centre(s)*

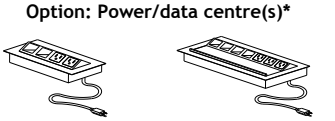

MH1	MH2
2 electr + 2 comm outlets	3 electr. + 4 comm.

Positioning of power/data centres

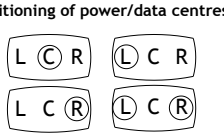

HOW TO ORDER?

M _ _ _ (Serie) → (A B) (Specify) → **BTR** (CODE) → OVA BL (black) / OVA SN (satin nickel) / OVAD BL (black) / OVAD SN (satin nickel) (Legs type) → * MH1SN / MH2SN (**Option** power/data) → H / V (Orientation) — C / L / R / LR (Location) (Specify with **MH** option only)

Notes

*Please specify positioning (C, L, R or LR) and orientation (H = Horizontal and V = Vertical) of the power/data centres at the end of the code

Colours for metal legs: **Standard: Black (BL)** **Option: Satin Nickel (SN) / No charge**

If metal leg colour is not specified in your purchase order, standard black will automatically be applied.

p.179

RECTANGULAR CONFERENCE TABLES ON CYLINDER BASES

CONFERENCE TABLE SURFACES LONGER THAN 96" ARE IN 2 SECTIONS / HPL
CYLINDER BASES / TABLES DELIVERED DISASSEMBLED

				tfl	*hpl*	*tfl*	*hpl*
	EDGES / MOULDINGS	*tfl*	*hpl*	MAR	MARL	MAW	MAWL
	CODE	ML	MLL	MA	MAL	MAX	MAXL
Conference table / Width 42"	A B	*1"*	*1-1/16"*	*1-5/8"*	*1-9/16"*	*1-5/8"*	*1-9/16"*
	4284TCY	2529	2937	2742	3176	3337	3804
	4296TCY	2570	3035	2827	3304	3479	3989
	42108TCY	3776	4302	4025	4601	4734	5345
Conference table / Width 48"	**4884TCY**	3014	3535	3304	4125	3984	4616
	4896TCY	3080	3612	3367	4192	4047	4683
	48120TCY	3652	4558	4260	4950	5055	5783
	48144TCY	3718	4636	4324	5017	5119	5851
Conference table / Width 60"	**60168TCY**	5052	6219	5764	6887	6842	8019

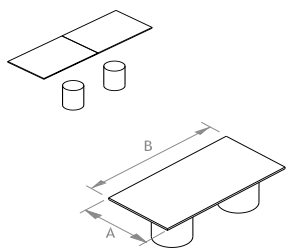

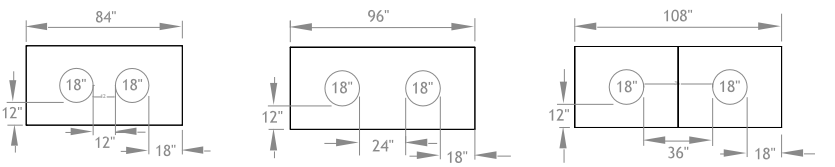

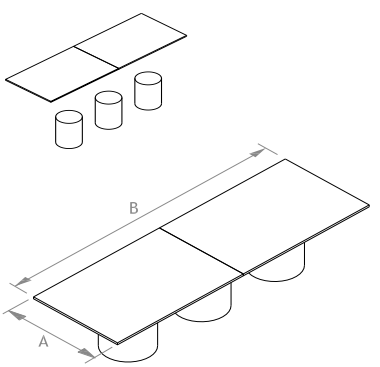

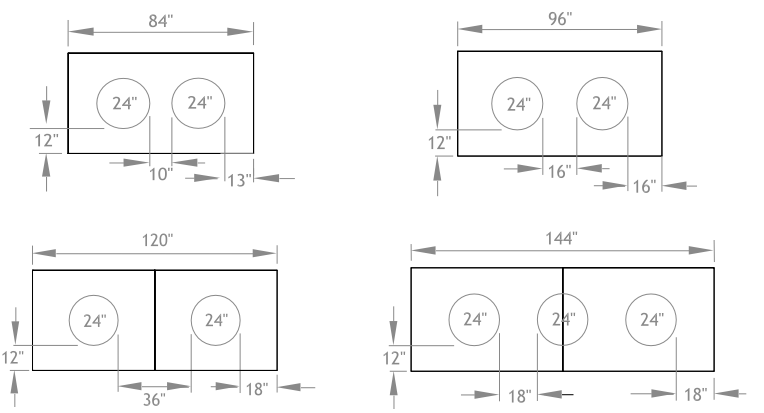

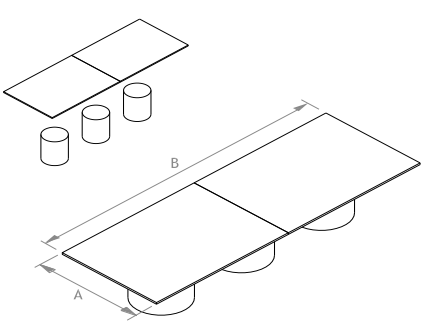

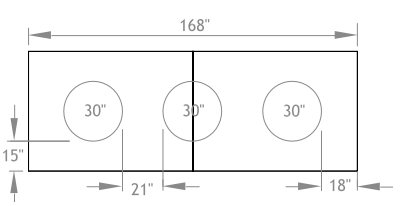

Option: Power/data centre(s)*

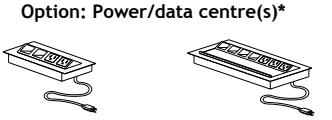

MH1	MH2
2 electr + 2 comm outlets	3 electr. + 4 comm.

Positioning of power/data centres

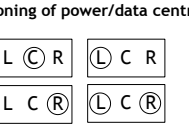

HOW TO ORDER?

M _ _ _ (Serie) … (A B) T (CODE) … CY (Option access door) … **AD (Base type) … * MH1SN / MH2SN (Option power/data) … H / V (Orientation) – C / L / R / LR (Location) (Specify with **MH** option only)

Notes

*Please specify positioning (C, L, R or LR) and orientation (H = Horizontal and V = Vertical) of the power/data centres at the end of the code

Access door(s): To add one or more access doors to the base(s) of a conference table, add the code (AD) and 419$ retail per access door

RECTANGULAR CONFERENCE TABLES ON CUBIC BASES

MANUFACTURING STANDARDS: CONFERENCE TABLE SURFACES LONGER THAN 96" ARE IN 2 SECTIONS / TABLES DELIVERED DISASSEMBLED

EDGES / MOULDINGS	tfl	hpl	tfl	hpl	tfl	hpl
			MAR	MARL	MAW	MAWL
CODE	ML	MLL	MA	MAL	MAX	MAXL
A B	1"	1-1/16"	1-5/8"	1-9/16"	1-5/8"	1-9/16"
Conference table / Width 42"						
4284TCU	1075	1308	1222	1574	1781	2166
4296TCU	1121	1430	1299	1698	1952	2382
42108TCU	1203	1653	1503	1957	2210	2771
Conference table / Width 48"						
4884TCU	1128	1531	1395	1814	2018	2469
4896TCU	1203	1589	1440	1898	2120	2683
48120TCU	1327	1964	1792	2368	2585	3285
48144TCU	1606	2262	2046	2732	2952	3784
Conference table / Width 60"						
60168TCU	1809	2832	2538	3513	3614	4794

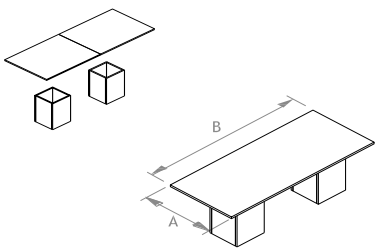

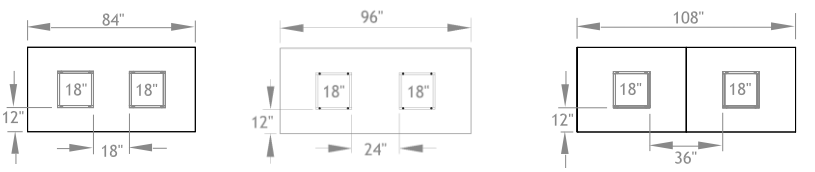

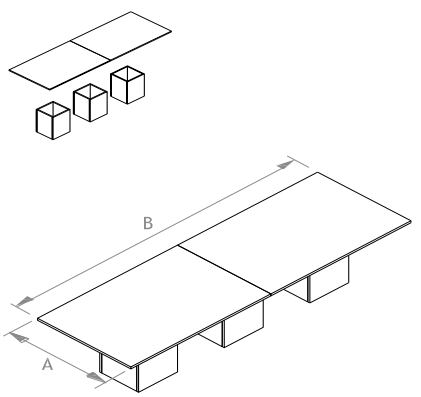

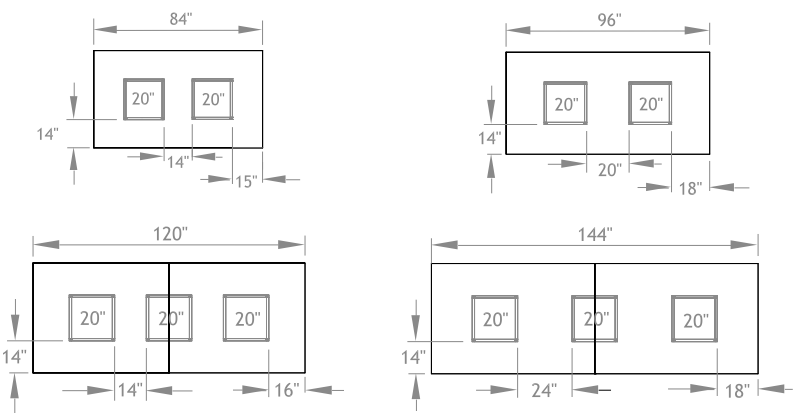

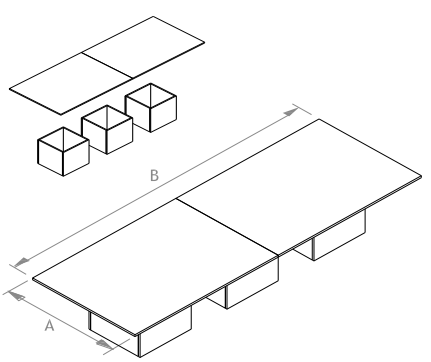

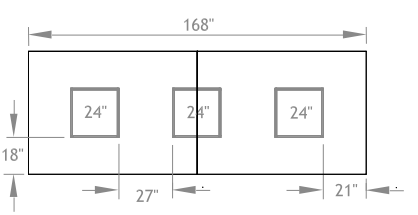

Option: Power/data centre(s)*

MH1	MH2
2 electr + 2 comm outlets	3 electr. + 4 comm.

Positioning of power/data centres

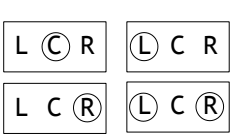

HOW TO ORDER?

M _ _ _ (Serie) … (A B) T (CODE) … CU (Option access door) … **AD (Base type) … * MH1SN / MH2SN (Option power/data) … H / V (Orientation) – C / L / R / LR (Location) (Specify with **MH** option only)

Notes

*Please specify positioning (C, L, R or LR) and orientation (H = Horizontal and V = Vertical) of the power/data centres at the end of the code

Access door(s): To add one or more access doors to the base(s) of a conference table, add the code (AD) and $197 retail per access door

RECTANGULAR CONFERENCE TABLES ON H BASE

MANUFACTURING STANDARDS: CONFERENCE TABLE SURFACES LONGER THAN 96" ARE IN 2 SECTIONS / TABLES DELIVERED DISASSEMBLED

				tfl	*hpl*	*tfl*	*hpl*
		EDGES / MOULDINGS					
		tfl	*hpl*	MAR	MARL	MAW	MAWL
	CODE	ML	MLL	MA	MAL	MAX	MAXL
Conference table / Width 42"	A B	*1"*	*1-1/16"*	*1-5/8"*	*1-9/16"*	*1-5/8"*	*1-9/16"*
	4284TH	873	1267	1185	1593	1781	2221
	4296TH	953	1401	1275	1738	1923	2418
	42108TH	1119	1772	1618	2149	2327	2893
Conference table / Width 48"	**4884TH**	953	1401	1275	1738	1894	2389
	4896TH	1045	1707	1553	2088	2234	2804
	48120TH	1282	2060	1917	2584	2709	3416
	48144TH	1402	2329	2163	2957	3070	3909
Conference table / Width 60"	**60168TH**	1798	3137	2909	4053	3988	5187

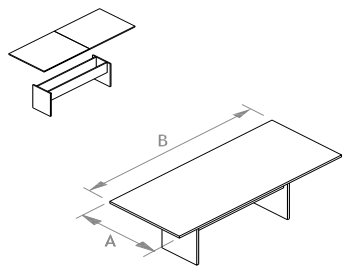

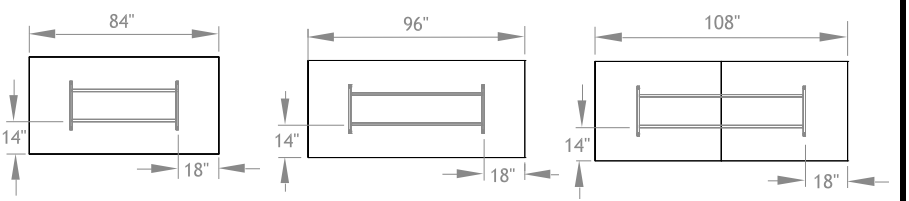

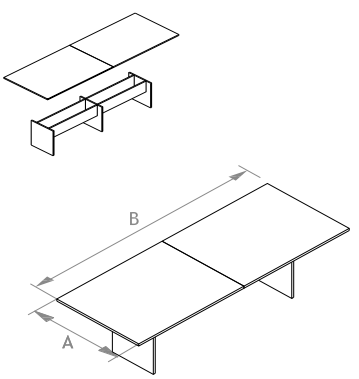

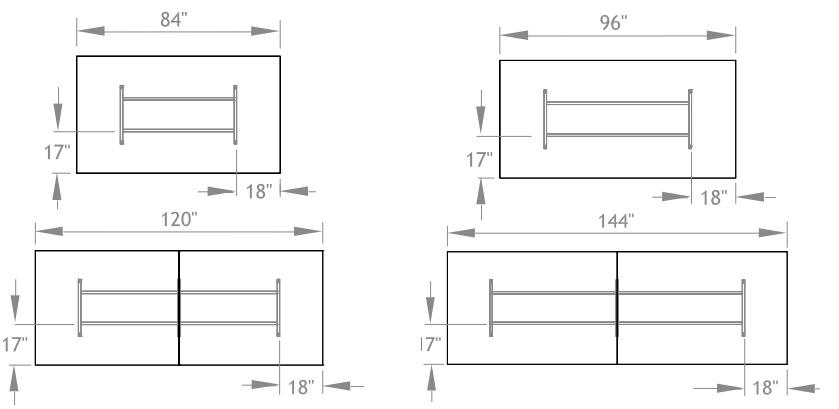

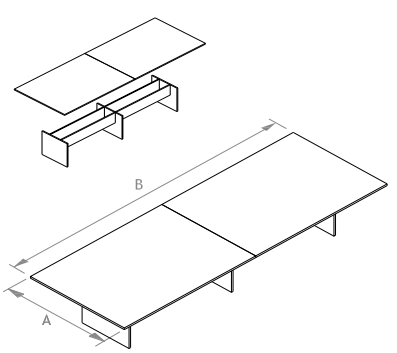

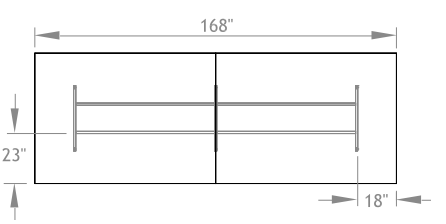

Option: Power/data centre(s)*

MH1	MH2
2 electr + 2 comm outlets	3 electr. + 4 comm.

Positioning of power/data centres

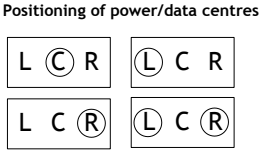

HOW TO ORDER?

M _ _ _ (Serie) → (A B) T (CODE) → H (Base type) → * MH1SN / MH2SN (Option power/data) → H / V (Orientation) — C / L / R / LR (Location) (Specify with **MH** option only)

Notes

*Please specify positioning (C, L, R or LR) and orientation (H = Horizontal and V = Vertical) of the power/data centres at the end of the code

RECTANGULAR CONFERENCE TABLES ON Y BASE

MANUFACTURING STANDARDS: CONFERENCE TABLE SURFACES LONGER THAN 96" ARE IN 2 SECTIONS / TABLES DELIVERED DISASSEMBLED

				tfl	*hpl*	*tfl*	*hpl*
		EDGES / MOULDINGS					
		tfl	*hpl*	MAR	MARL	MAW	MAWL
	CODE	ML	MLL	MA	MAL	MAX	MAXL
Conference table / Width 42"	A B	*1"*	*1-1/16"*	*1-5/8"*	*1-9/16"*	*1-5/8"*	*1-9/16"*
	4284TY	909	1298	1213	1624	1811	2250
	4296TY	992	1431	1304	1769	1952	2450
	42108TY	1071	1808	1652	2185	2361	2928
Conference table / Width 48"	**4884TY**	992	1436	1309	1773	1928	2424
	4896TY	1079	1743	1587	2124	2268	2839
	48120TY	1316	2096	1951	2620	2743	3451
	48144TY	1424	2365	2197	2993	3104	3945
Conference table / Width 60"	**60168TY**	1844	3185	2954	4101	4032	5233

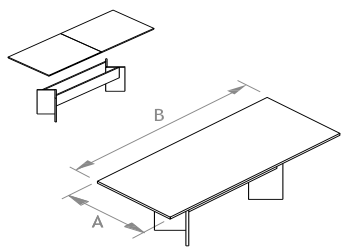

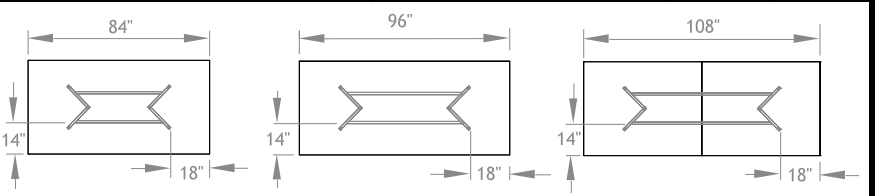

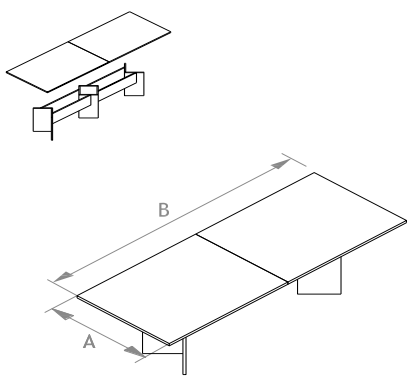

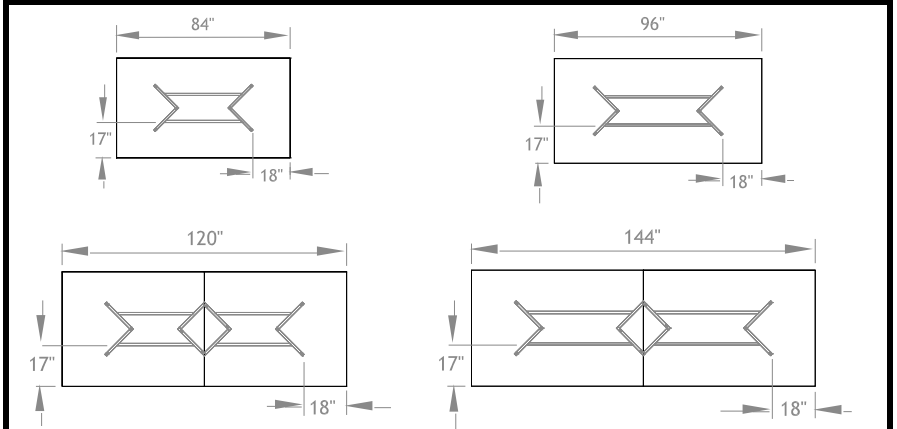

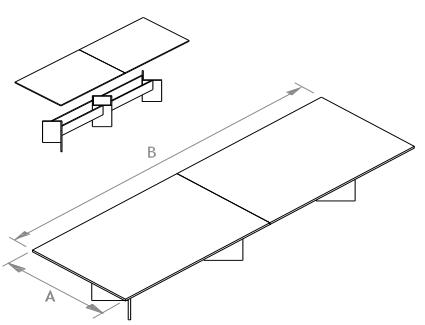

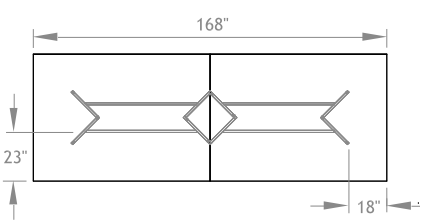

Option: Power/data centre(s)*

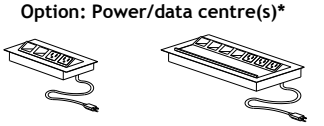

MH1	MH2
2 electr + 2 comm outlets	3 electr. + 4 comm.

Positioning of power/data centres

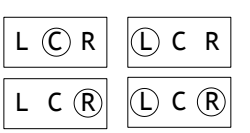

HOW TO ORDER?

M _ _ _ (Serie) → (A B) T (CODE) → Y (Option access door) … → **AD (Base type) → * MH1SN / MH2SN (Option power/data) … → H / V (Orientation) – C / L / R / LR (Location) (Specify with **MH** option only)

Notes

*Please specify positioning (C, L, R or LR) and orientation (H = Horizontal and V = Vertical) of the power/data centres at the end of the code

Access door(s): To add one or more access doors to the base(s) of a conference table, add the code (AD) and $197 retail per access door

RECTANGULAR CONFERENCE TABLES ON RECTANGULAR BASES

MANUFACTURING STANDARDS: CONFERENCE TABLE SURFACES LONGER THAN 96" ARE IN 2 SECTIONS / TABLES DELIVERED DISASSEMBLED

				tfl	*hpl*	*tfl*	*hpl*
		EDGES / MOULDINGS					
		tfl	*hpl*	MAR	MARL	MAW	MAWL
	CODE	ML	MLL	MA	MAL	MAX	MAXL
Conference table / Width 42"	A B	*1"*	*1-1/16"*	*1-5/8"*	*1-9/16"*	*1-5/8"*	*1-9/16"*
	4284TRE	1250	1649	1514	1939	2108	2564
	4296TRE	1318	1772	1624	2105	2276	2790
	42108TRE	1777	2284	2104	2660	2812	3402
Conference table / Width 48"	**4884TRE**	1318	1772	1624	2105	2247	2760
	4896TRE	1396	1915	1752	2296	2432	3009
	48120TRE	1549	2201	2005	2676	2799	3509
	48144TRE	2094	2874	2628	3445	3534	4396
Conference table / Width 60"	**60168TRE**	2576	3718	3383	4551	4459	5682

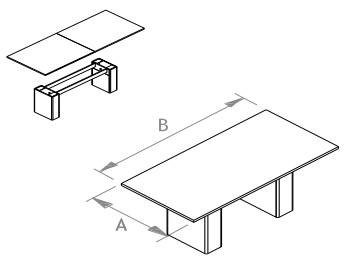

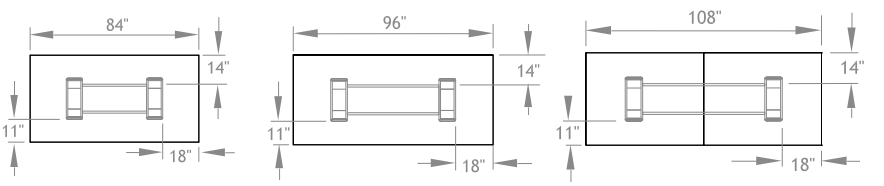

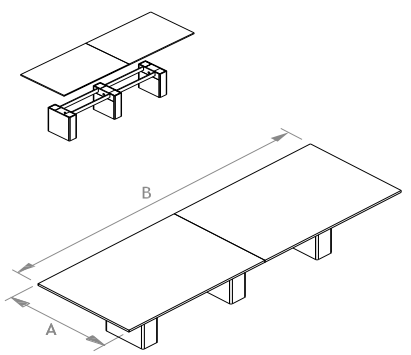

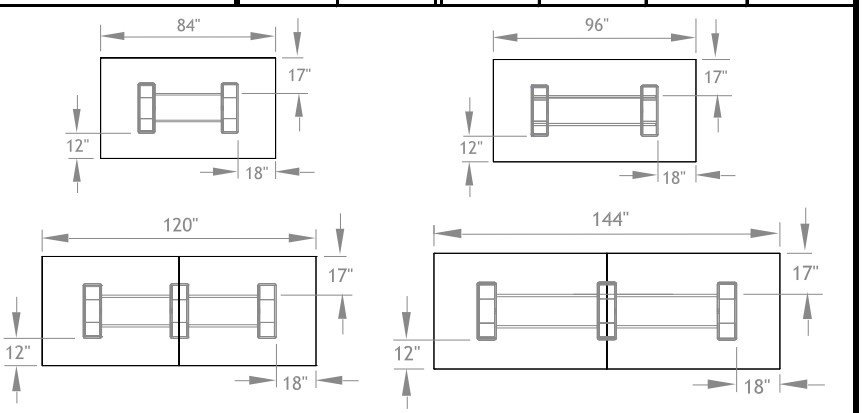

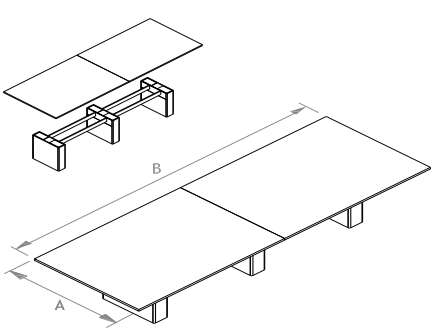

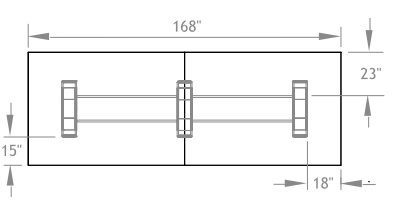

Option: Power/data centre(s)*

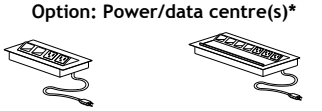

MH1	MH2
2 electr + 2 comm outlets	3 electr. + 4 comm.

Positioning of power/data centres

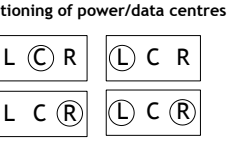

HOW TO ORDER?

M _ _ _ (Serie) ··· (A B) T (CODE) ··· RE (Option access door) ··· **AD (Base type) ··· * MH1SN / MH2SN (**Option** power/data) ··· H / V (Orientation) — C / L / R / LR (Location)

Specify with **MH** option only

Notes

*Please specify positioning (C, L, R or LR) and orientation (H = Horizontal and V = Vertical) of the power/data centres at the end of the code

Access door(s): To add one or more access doors to the base(s) of a conference table, add the code (AD) and $197 retail per access door

RECTANGULAR CONFERENCE TABLES ON BOAT-SHAPED BASES

MANUFACTURING STANDARDS: CONFERENCE TABLE SURFACES LONGER THAN 96" ARE IN 2 SECTIONS / TABLES DELIVERED DISASSEMBLED

				tfl	*hpl*	*tfl*	*hpl*
		EDGES / MOULDINGS					
		tfl	*hpl*	MAR	MARL	MAW	MAWL
	CODE	ML	MLL	MA	MAL	MAX	MAXL
Conference table / Width 42"	A B	*1"*	*1-1/16"*	*1-5/8"*	*1-9/16"*	*1-5/8"*	*1-9/16"*
	4284TARW	1372	1767	1627	2058	2222	2683
	4296TARW	1439	1891	1738	2225	2390	2910
	42108TARW	1957	2462	2274	2838	2982	3581
Conference table / Width 48"	4884TARW	1439	1891	1738	2225	2361	2879
	4896TARW	1516	2034	1865	2415	2545	3129
	48120TARW	1669	2319	2119	2796	2912	3629
	48144TARW	2274	3052	2797	3624	3704	4575
Conference table / Width 60"	60168TARW	2756	3897	3552	4729	4629	5860

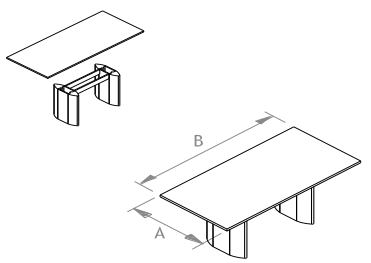

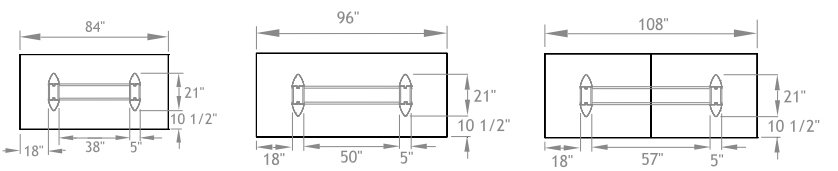

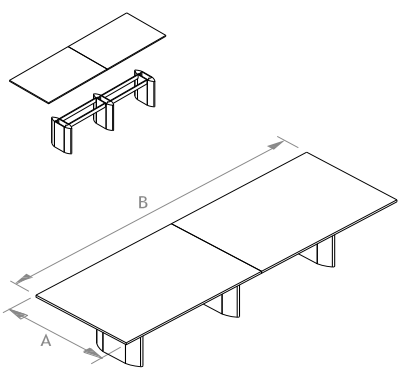

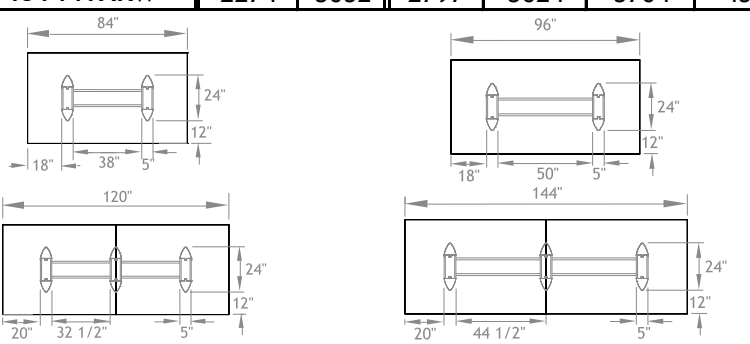

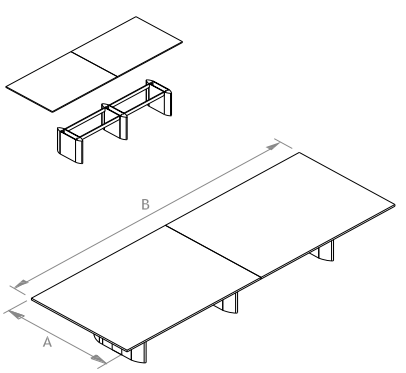

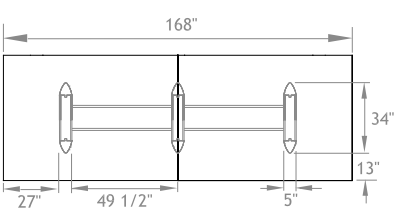

Option: Power/data centre(s)*

MH1	MH2
2 electr + 2 comm outlets	3 electr. + 4 comm.

Positioning of power/data centres

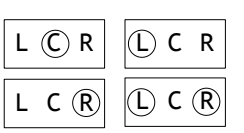

HOW TO ORDER?

M _ _ _ (Serie) ··· (A B) T (CODE) ··· ARW (Option access door) ··· **AD (Base type) ··· * MH1SN / MH2SN (**Option** power/data) ··· H / V (Orientation) — C / L / R / LR (Location) — **Specify** with **MH** option only

Notes

*Please specify positioning (C, L, R or LR) and orientation (H = Horizontal and V = Vertical) of the power/data centres at the end of the code

Access door(s): To add one or more access doors to the base(s) of a conference table, add the code (AD) and $197 retail per access door

RECTANGULAR CONFERENCE TABLES ON OVAL LEGS

MANUFACTURING STANDARDS: CONFERENCE TABLE SURFACES LONGER THAN 96" ARE IN 2 SECTIONS AND HAVE DOUBLE OVAL LEGS / TABLES DELIVERED DISASSEMBLED

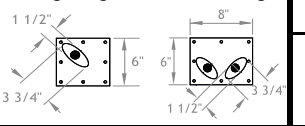

	EDGES / MOULDINGS					
	tfl	*hpl*	*tfl*	*hpl*	*tfl*	*hpl*
			MAR	MARL	MAW	MAWL
CODE	ML	MLL	MA	MAL	MAX	MAXL
A B	*1"*	*1-1/16"*	*1-5/8"*	*1-9/16"*	*1-5/8"*	*1-9/16"*
Conference table / Width 42"						
4284TOVA	940	1282	1165	1545	1759	2198
4296TOVA	999	1390	1260	1689	1912	2407
42108TOVAD	1490	1926	1763	2264	2471	3044
Conference table / Width 48"						
4884TOVA	1264	1652	1509	1951	2132	2639
4896TOVA	1330	1775	1618	2118	2298	2870
48120TOVAD	2115	2665	2447	3093	3240	3973
48144TOVAD	2247	2913	2665	3426	3571	4435
Conference table / Width 60"						
60168TOVAD	2618	3593	3263	4342	4339	5556

Conference table / Width 42"

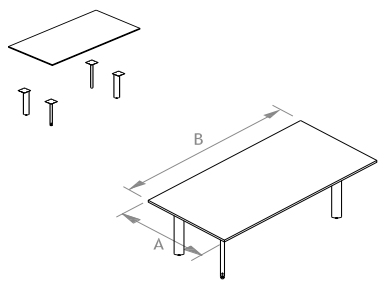

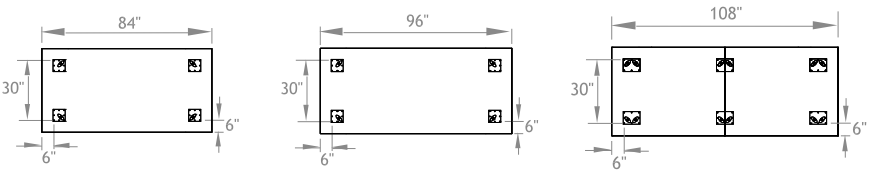

Conference table / Width 48"

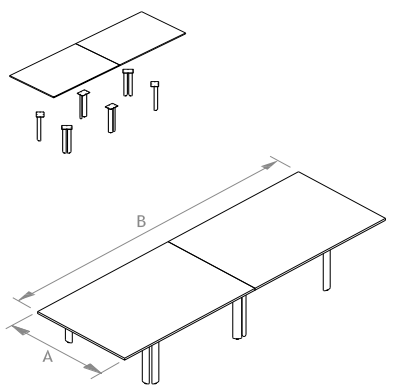

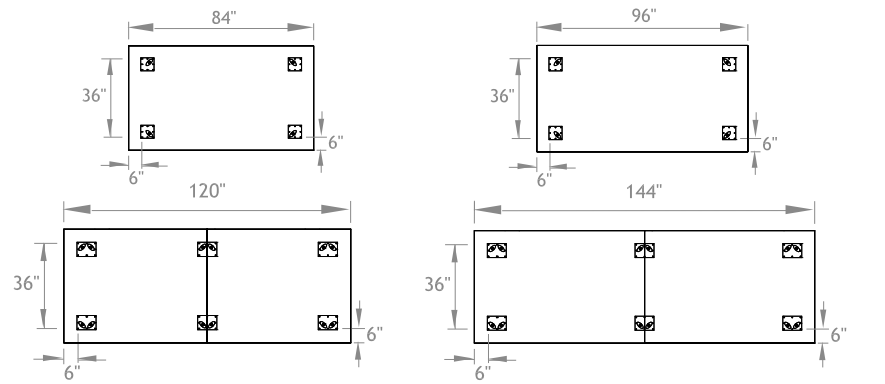

Conference table / Width 60"

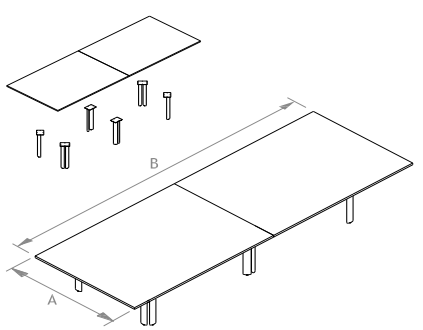

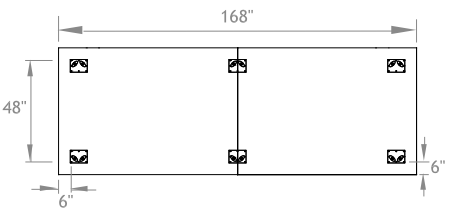

Option: Power/data centre(s)*

MH1	MH2
2 electr + 2 comm outlets	3 electr. + 4 comm.

Positioning of power/data centres

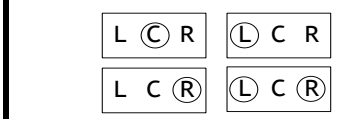

HOW TO ORDER?

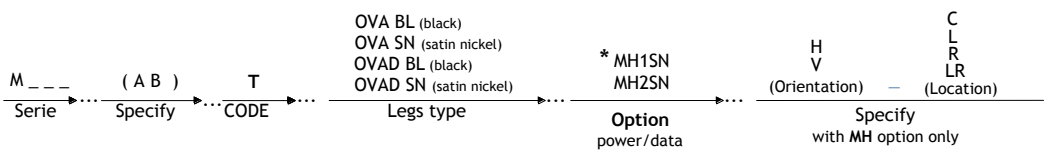

Notes

*Please specify positioning (C, L, R or LR) and orientation (H = Horizontal and V = Vertical) of the power/data centres at the end of the code

Colours for metal legs: **Standard: Black (BL)** **Option: Satin Nickel (SN) / No charge**

If metal leg colour is not specified in your purchase order, standard black will automatically be applied.

p.179

ROUND TABLES

MANUFACTURING STANDARDS:

29" HIGH / TABLES DELIVERED DISASSEMBLED

		EDGES / MOULDINGS		*tfl*	*hpl*	*tfl*	*hpl*
		tfl	*hpl*	MAR	MARL	MAW	MAWL
	CODE	ML	MLL	MA	MAL	MAX	MAXL
Round table on cross base	A B	*1"*	*1-1/16"*	*1-5/8"*	*1-9/16"*	*1-5/8"*	*1-9/16"*
Melamine base	**30TRX16**	409	564	511	611	—	—
	36TRX20	452	599	550	685	1252	1420
	42TRX24	497	737	675	854	1541	1705
	48TRX30	624	865	788	1021	1778	2061
	54TRX33	695	1033	937	1238	2051	2419
	60TRX36	784	1166	1054	1405	2287	2701
	A B						
Round table on concave cross base	**30TRXCV16**	404	613	569	671	—	—
Melamine base	**36TRXCV20**	553	656	605	700	1309	1478
	42TRXCV24	599	750	686	866	1541	1765
	48TRXCV30	653	865	788	1009	1778	2061
	54TRXCV33	768	988	895	1209	2006	2376
	60TRXCV36	859	1093	985	1331	2218	2625
	A B						
Round table on cylinder base	**30TRCY18**	941	1070	1004	1129	—	—
HPL base	**36TRCY18**	984	1166	1090	1252	1733	1925
	42TRCY24	1067	1297	1207	1415	2072	2324
	48TRCY24	1140	1415	1312	1572	2302	2612
	54TRCY30	1237	1656	1531	1863	2630	3030
	60TRCY30	1307	1794	1652	2032	2886	3326

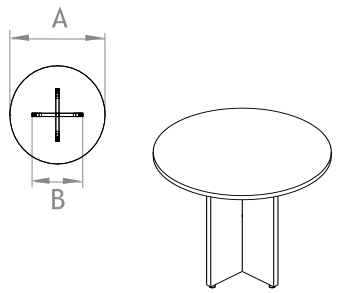

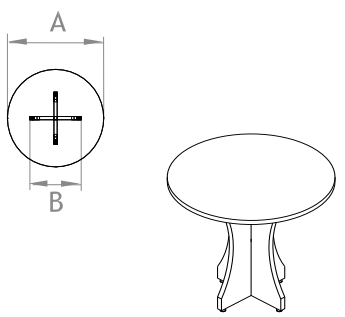

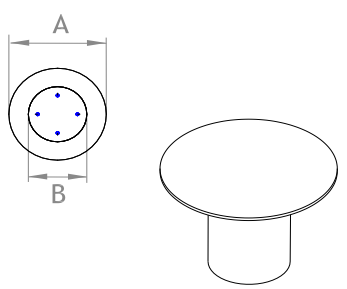

HOW TO ORDER?

M _ _ _ (Serie) → (A) TR (CODE) → ... → X / XCV / CY (Specify base type) → ... → (B) (Mention)

Notes

Attention: Wood moulding **(MAW and MAX)** not available for **30" round tables.**

ROUND TABLES

MANUFACTURING STANDARDS:

29" HIGH / TABLES DELIVERED DISASSEMBLED

		EDGES / MOULDINGS		*tfl*	*hpl*	*tfl*	*hpl*
		tfl	*hpl*	MAR	MARL	MAW	MAWL
	CODE	ML	MLL	MA	MAL	MAX	MAXL
Round table on cross base	A B	*1"*	*1-1/16"*	*1-5/8"*	*1-9/16"*	*1-5/8"*	*1-9/16"*
Standard: Black metal cross base	30TRMX26	477	592	550	653	—	—
Chrome also available / Add CHR at the end of code	36TRMX30	521	675	622	765	1329	1544
	42TRMX36	565	768	702	889	1568	1797
	A B						
Round table on Deluxe cross base	30TRMXLX24	672	797	745	857	—	—
Standard: Black metal Deluxe cross base	36TRMXLX30	715	841	781	888	1487	1664
Satin Nickel also available / Add SN at the end of code	42TRMXLX36	756	924	851	1044	1717	1951
	A B						
Round table on Heavy Duty cross base	48TRMXH44	822	1091	1003	1282	1993	2285
Black metal *Heavy Duty* cross base	54TRMXH44	898	1233	1129	1474	2242	2643
	60TRMXH44	985	1391	1268	1688	2501	2983

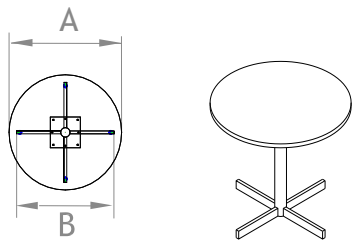

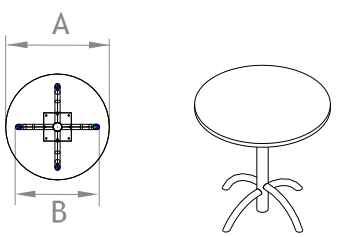

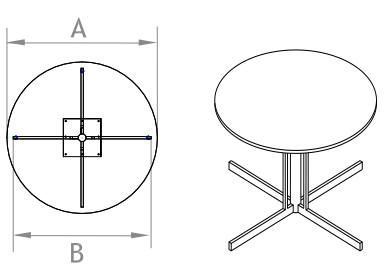

HOW TO ORDER?

M _ _ _ (Serie) → (A) TR (CODE) → ... → **MX** / **MXLX** / **MXH** **Specify** base type → ... → (B) (Mention) → ... → **MX** (black) / **MXLX** (black ou satin nickel) / **MXH** (black) **Specify** color for **MX** and **MXLX** legs

Notes **See**

Attention: Wood moulding (MAW and MAX) not available for 30" round tables.

Colours for metal legs: Standard: Black (**BL**)

If metal leg colour is not specified in your purchase order, standard (**BL**) black will automatically be applied. p.179

SQUARE TABLES

MANUFACTURING STANDARDS:

29" HIGH / TABLES DELIVERED DISASSEMBLED

		EDGES / MOULDINGS		*tfl*	*hpl*	*tfl*	*hpl*
		tfl	*hpl*	**MAR**	**MARL**	**MAW**	**MAWL**
	CODE	**ML**	**MLL**	**MA**	**MAL**	**MAX**	**MAXL**
Square table on cross base	**A B**	*1"*	*1-1/16"*	*1-5/8"*	*1-9/16"*	*1-5/8"*	*1-9/16"*
Melamine base	**30TCX30**	411	516	477	578	1096	1226
	36TCX36	454	609	559	607	1218	1384
	42TCX42	505	704	642	763	1506	1673
	48TCX48	574	831	755	987	1745	2025
	54TCX54	717	1044	948	1262	2060	2429
	60TCX60	784	1180	1067	1419	2300	2713
	A B						
Square table on Deluxe cross base	**30TCMXLX30**	660	792	739	849	1357	1498
Standard: Black metal Deluxe cross base	**36TCMXLX36**	666	839	779	880	1479	1657
Satin Nickel also available / Add SN at the end of code	**42TCMXLX36**	671	889	818	1013	1684	1917
	A						
Square table on single oval legs (OVA)	**36TCOVA**	678	852	790	893	1490	1668
For black metal oval legs, add ***(BL)***	**42TCOVA**	682	902	830	1025	1695	1930
For satin nickel metal oval legs, add ***(SN)***	**48TCOVA**	752	983	899	1098	1765	2003
	54TCOVA	820	1063	967	1170	1833	2075
	60TCOVA	895	1154	1042	1250	1908	2154

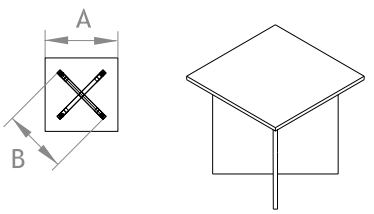

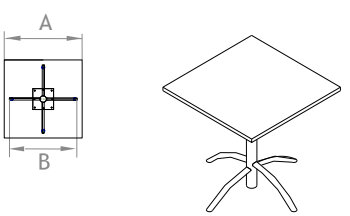

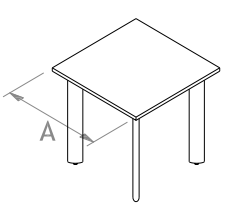

HOW TO ORDER?

M _ _ _ (Serie) → (A) TC (CODE) → ... → X / MXLX / OVA (**Specify** base type) → ... → (B) (Mention with base **X** and **MXLX**) → ... → BL / SN (**Specify** color for **MXLX** and **OVA** legs)

Notes **See**

Colours for metal legs: **Standard: Black (BL)** **Option: Satin Nickel (SN) / No charge**

If metal leg colour is not specified in your purchase order, standard black will automatically be applied. p.179

CONFERENCE BOARDS

PRODUCTION STANDARDS:

FOR WALL MOUNTING (WITH Z-BAR IN BACK)

		EDGES / MOULDINGS	tfl	tfl
		tfl	MAR	MAW
	CODE	ML	MA	MAX
White board	A B	1"	1-5/8"	1-9/16"
3" melamine frame	2436MB	434	444	531
	3036MB	477	486	574
	3636MB	521	530	618
	3048MB	521	580	693
	3648MB	565	—	—
	4848MB	605	—	—
	A B			
White board with doors	3636WC	1041	1060	1159
Left door: Writing pad	3642WC	1128	1151	1262
Right door: Cork	3648WC	1214	1239	1364
HJAB handles	3654WC	1302	1330	1468
	4848WC	1408	1434	1559
	4854WC	1519	1547	1685
	4860WC	1590	1621	1771
	A B			
White board with sliding doors	4848WCSD	2209	—	—
Sliding doors / HJAB handles	4860WCSD	2357	—	—
	B			
Projector screen for conference board	SCREEN36	289	—	—
(factory-installed)	SCREEN48	348	—	—
	SCREEN36: Projector screen for conference boards 36" wide or more SCREEN48: Projector screen for conference boards 48" wide or more			
Eraser and markers	EBC	49		

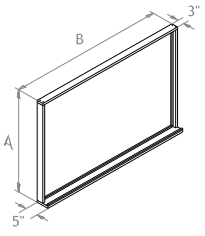

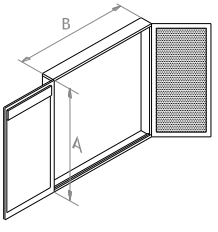

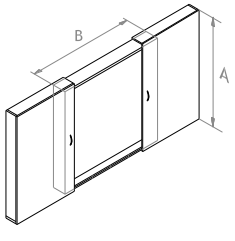

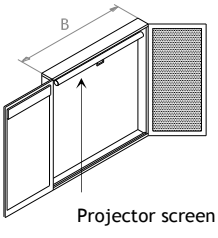

HOW TO ORDER?

M _ _ _ (Serie) → (A B) (CODE) → ... → **MB** / **WC** / **WCSD** (screen type) / **SCREEN36** / **SCREEN48** (**Option** projector screen) → ... → **EBC** (**Option** eraser and crayon set)

Notes **See**

Handles For types of handles other than the HJAB standard, please choose from the Logiflex list / **No charge**

p.178

Attention: Logiflex is in no way responsible for the installation of conference boards. This responsibility belongs entirely to the distributor or to the client.

LECTERNS

PRODUCTION STANDARDS: REMOVABLE SHELF / WITH MPORTSN / CENTRED GROMMET

CODE	ML	
	1"	
263550LTR	2061	
263550LTL	2061	

Lectern

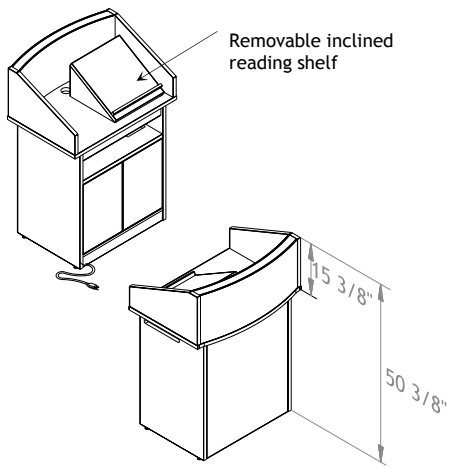

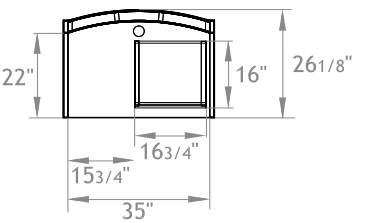

Overhead view of lectern

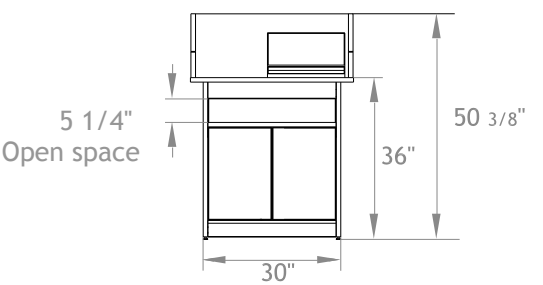

Front view of lectern

2

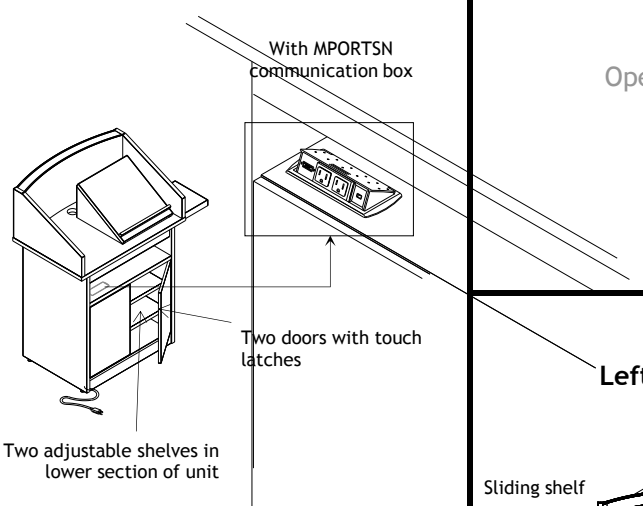

Left lectern

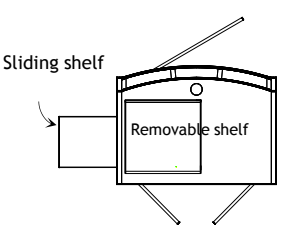

263550LTL

Left-sliding shelf

Right lectern

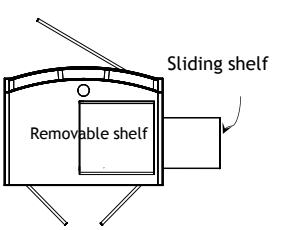

263550LTR

Right-sliding shelf

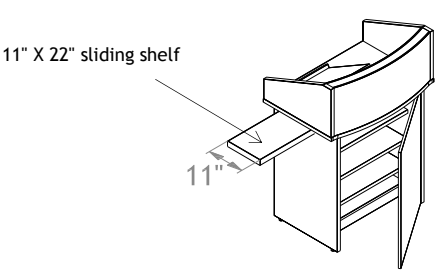

4 locking casters, add 1 3/4" to total height of lectern

CODE		
ROUL023	181	

HOW TO ORDER?

M _ _ _ → … **263550** **LTR** (DROIT) / **LTL** (GAUCHE) → … **ROUL 023** ($)

Série — *CODE* — **Option (Roulettes)**

Notes

One communication box (**MPORTSN**) is included in the 5 1/4" high open space in the upper section of the unit

Casters: To add casters, please place your request with the Logiflex quotations department.

MOBILE SERVICE CARTS

PRODUCTION STANDARDS:

UNIT ON WHEELS (FRONT-LOCKING) / 1 SUB-SURFACE SLIDING SHELF / 1 ADJUSTABLE SHELF IN CABINET SECTION / HJAB HANDLES / BLACK LOCKS

20" wide mobile cart

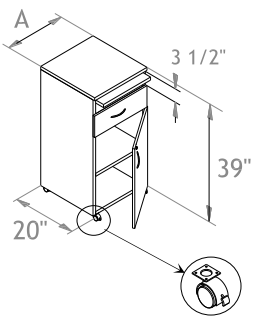

Locking wheel

CODE	ML	MLL	MA	MAL	MAX	MAXL
A	*1"*	*1-1/16"*	*1-5/8"*	*1-9/16"*	*1-5/8"*	*1-9/16"*
WCART20	686	752	710	782	908	989

36" wide mobile cart

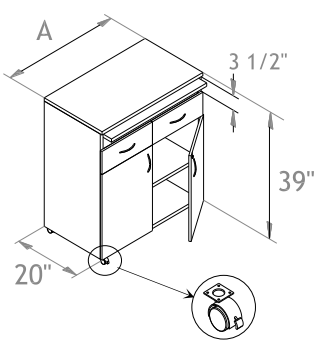

Locking wheel

	A					
WCART36	1121	1230	1157	1274	1426	1557

HOW TO ORDER?

M _ _ _ → Serie

WCART (**A**) — CODE

Notes		See
Handles	For types of handles other than the **HJAB** standard, please choose from the Logiflex list / **No charge**	p.178

CONNECTION TOPS

		EDGES / MOULDINGS		tfl	hpl
		tfl	hpl	MAR	MARL
	CODE	ML	MLL	MA	MAL
Triangular connection top	A B	1"	1-1/16"	1-5/8"	1-9/16"
	1313TRTOP	23	42	40	60
	1818TRTOP	44	78	74	106
	1820TRTOP	44	78	74	106
	1824TRTOP	49	83	79	113
	1830TRTOP	74	122	116	168
	1836TRTOP	79	130	124	175
	2020TRTOP	49	83	79	113
	2024TRTOP	57	100	95	135
	2030TRTOP	79	130	124	175
	2036TRTOP	87	145	138	197
	2424TRTOP	74	122	116	168
	2430TRTOP	87	145	138	197
	2436TRTOP	108	168	160	228
	3030TRTOP	116	190	181	257
	3036TRTOP	129	214	204	288
	3636TRTOP	160	266	253	365
	A B				
1/4 round connection top	1818TCXTOP	44	78	74	106
	1820TCXTOP	44	78	74	106
	1824TCXTOP	49	83	79	113
	1830TCXTOP	74	122	116	168
	1836TCXTOP	79	130	124	175
	2018TCXTOP	49	83	79	113
	2020TCXTOP	49	83	79	113
	2024TCXTOP	57	100	95	135
	2030TCXTOP	79	130	124	175
	2424TCXTOP	74	122	116	168
	2430TCXTOP	87	145	138	197
	2436TCXTOP	108	168	160	228
	3030TCXTOP	116	190	181	257
	3036TCXTOP	129	214	204	288
	3636TCXTOP	160	266	253	365

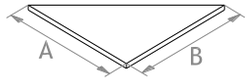

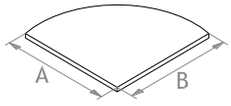

HOW TO ORDER?

M _ _ _ → (A B) TRTOP / TCXTOP

Serie → CODE

ACCESSORIES
HANDLES

CODE	
HJAB / HJA	11

HJAB: Black
HJA: Satin nickel

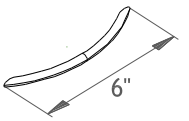

Drilling distance between holes: 5"

CODE	
H011	11

HO11: Satin nickel

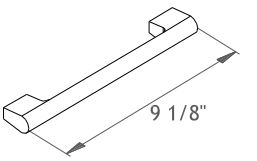

Drilling distance between holes: 8-13/16"

SXP002	11

SXP002: Satin nickel

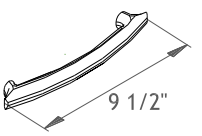

Drilling distance between holes: 7-1/2"

SXP003	11

SXP003: Satin nickel

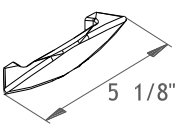

Drilling distance between holes: 3-3/4"

HO30	11

HO30: Satin nickel

Drilling distance between holes: 5/8"

HO31	11

HO31: Satin nickel

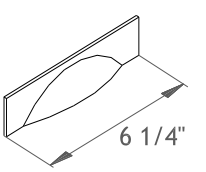

Drilling distance between holes: 3-3/4"

H060	11

H060BN: Brushed Nickel
H060CHR: Chrome

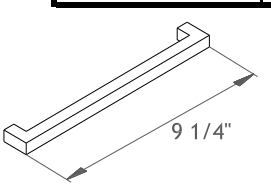

Drilling distance between holes: 8-13/16" (224mm)

H070	11

H070BN: Brushed Nickel
H070CHR: Chrome

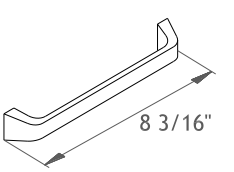

Drilling distance between holes: 7-1/2" (192mm)

ACCESSORIES
LEGS

	CODE		
Oval metal corner leg / On leveller Black (BL) / Satin nickel (SN) 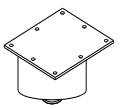	OVAMBL	49	
	OVAMSN	49	
Metal corner leg / On leveller Satin nickel (SN) only	PSQ	49	
Fixed round metal leg, 2-1/2" in diameter / On leveller / 5" X 5" end plate Black (BL) 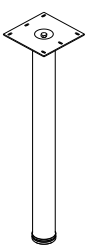	*2,5BL	68	
	* *These legs not recommended for rectangular tables / To be used as supports for P, D and Q tables*		
Fixed round metal leg, 4-1/2" in diameter / On leveller / 6" X 6" end plate Black (BL) / Satin nickel (SN) 	4.5BL	193	
	4.5SN	193	
Fixed round metal leg, 6" in diameter / 8" X 8" end plate Black (BL) / Satin nickel (SN) 	6BL	227	
	6SN	227	
Fixed round metal leg, 2-1/2" in diameter / On leveller / 5" X 5" end plate Black (BL) / Satin nickel (SN) 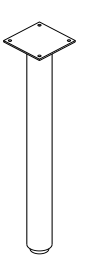	IFNBL	68	
	IFNSN	68	

ACCESSORIES
LEGS

	CODE		
Fixed round metal leg, 2-1/2" in diameter / Wheel (no locking mechanism) / 5" X 5" end plate Black (BL) / Satin nickel (SN)	IFWBL	119	
	IFWSN	119	
Fixed round metal leg, 2-1/2" in diameter / Locking wheel / 5" X 5" end plate Black (BL) / Satin nickel (SN)	IFWFBL	125	
	IFWFSN	125	
Height-adjustable round metal leg, 2-1/2" in diameter / Wheel (no locking mechanism) / 5" X 5" end plate Black (BL) / Satin nickel (SN)	IAWSN	188	
	IAWBL	188	
	*IAWFBL	194	
	*IAWFSN	194	
	* With locking mechanism		
Fixed round metal leg, 2-1/2" in diameter / On multi-direction caster with two-way locking mechanism / 5" X 5" end plate Black (BL) only	IFMDBL	163	

ACCESSORIES
LEGS

	CODE		
Fixed single oval leg, metal, 1-9/16" X 3-3/16" / On leveller / 6" X 6" end plate Black (BL) / Satin nickel (SN) 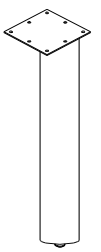	OVASBL	125	
	OVASSN	125	
Fixed double oval leg, metal, (2 X 1-9/16" X 3-3/16") / On levellers / 6" X 8" end plate Black (BL) / Satin nickel (SN) 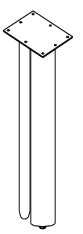	OVADBL	227	
	OVADSN	227	
Fixed C leg (24" or 30"), metal / On levellers / 5" X 12" end plate Black (BL) / Satin nickel (SN) 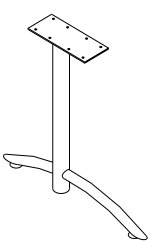	CF24NBL	200	
	CF24NSN	200	
	CF30NBL	213	
	CF30NSN	213	
Fixed T leg (26", 30" or 36"), metal / 8" X 8" end plate Black (BL) / Chrome (CHR) 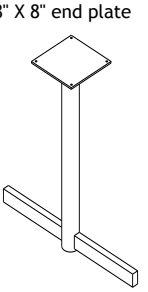	MT26BL	177	
	MT30BL	177	
	MT36BL	177	
	MT22CHR	177	
	MT26CHR	177	
	MT30CHR	177	
	MT36CHR	177	
Fixed V leg (26", 30" or 36"), metal / 8" X 8" end plate Black (BL) / Chrome (CHR) 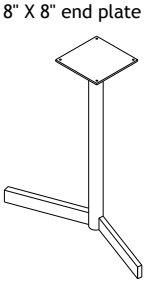	MY26BL	177	
	MY30BL	177	
	MY36BL	177	
	MY26CHR	177	
	MY30CHR	177	
	MY36CHR	177	

ACCESSORIES
LEGS

	CODE		
Fixed Deluxe T leg (24", 30" or 36"), metal / On levellers / 8" X 8" end plate Black (BL) / Satin nickel (SN)	TF24NBL	200	
	TF30NBL	213	
	TF36NBL	370	
	TF24NSN	200	
	TF30NSN	213	
	TF36NSN	370	
Fixed Heavy Duty cross leg, metal / On levellers / 12" X 12" end plate Black (BL) / Chrome (CHR)	MXH44BL	361	
	MXH44CHR	451	
Fixed Deluxe cross leg, metal (24", 30" or 36"), metal / On levellers / 8" X 8" end plate Black (BL) / Satin nickel (SN)	MXLX24BL	490	
	MXLX30BL	490	
	MXLX36BL	490	
	MXLX24SN	490	
	MXLX30SN	490	
	MXLX36SN	490	
Fixed cross leg, metal (26", 30" or 36"), metal / 8" X 8" end plate Black (BL) / Chrome (CHR)	MX26BL	197	
	MX30BL	230	
	MX36BL	230	
	MX26CHR	230	
	MX30CHR	230	
	MX36CHR	230	
Fixed square leg 4" X 4", metal / On leveller / 6" X 6" end plate Black (BL) / Satin nickel (SN)	4SQBL	181	
	4SQSN	181	

ACCESSORIES
KEYBOARD TRAYS

	CODE		
Keyboard tray 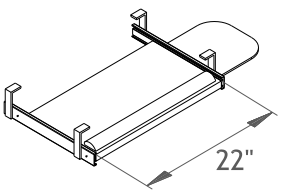	KBM	268	
	22" wide retractable ergonomic keyboard / Ball-bearing slides / Wrist rest / 9-1/2" wide mouse tray		
Keyboard tray 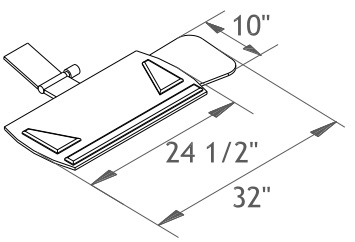	KB360M	467	
	Black plastic 24-1/2" wide retractable ergonomic keyboard "Lift-N-Lock" spring system (no lever) to adjust height Handle for easy tilt adjustment from 10° to 15° 10" X 7-1/2" mouse tray / 19" black gel wrist rest 360° rotation		
Keyboard tray 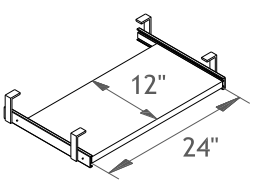	KB	147	
	24" wide only keyboard tray 1" thick melamine Adjustable height from 1-3/4" to 2-3/4" / additional 2" for slides		
Keyboard tray 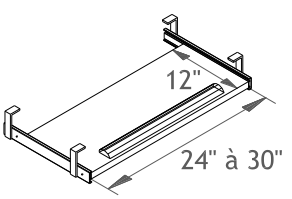	KBMOD	176	
	24" to 30"wide keyboard tray 1" thick melamine Adjustable height from 1-3/4" to 2-3/4" / additional 2" for slides		
Keyboard tray 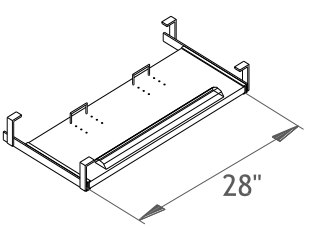	KBMODR	239	
	28" wide keyboard tray only 1" thick melamine Adjustable height from 1-3/4" to 2-3/4" / additional 2" for slides Black gel wrist wrest / Depth-adjustable stop handles		
Wrist rest 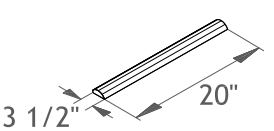	AP	56	
	Black gel wrist wrest		

ACCESSORIES
CPU HOLDERS

	CODE		
CPU holder 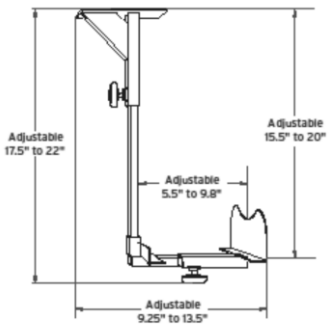	**MCPU90**	165	
	Black metal CPU holder Easy manipulation Vertical adjustment: - Height: 15.5" to 20" - Width: 5.5" to 9.8" Horizontal adjustment: - Height: 7.3" to 11.3" - Width: 13.8" to 18.8"		
CPU holder 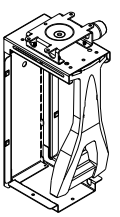	**MCPU92**	211	
	Single-hand manipulation Ratchet style locking storage adjustment Height adjustable: 13" to 25" Width adjustable: 3" to 9" Maximum capacity 85 lbs		
Sliding CPU holder 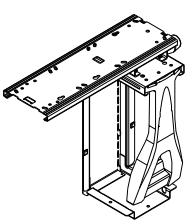	**MCPU93**	295	
	Single-hand manipulation Ratchet style locking storage adjustment Height adjustable: 13" to 25" Width adjustable: 3" to 9" Maximum capacity 85 lbs 360 degree rotation 12" storage		
Melamine CPU holder, 5/8" thick Factory-installed; depth is adjusted to match depth of furniture unit 10" x 20" interior 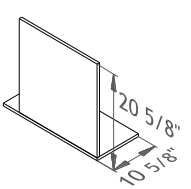	**CPUINS**	140	
Melamine CPU holder, 5/8" thick 10" x 20" interior 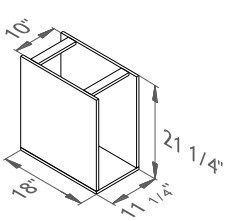	**CPUIND**	140	
Mobile CPU holder Interior width 10" 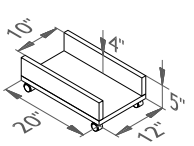	**MT**	140	

ACCESSORIES

COMPUTER MONITOR BRACKETS

Clamp system

	CODE		
Computer monitor bracket, with height-adjustable arm, clamp-mounted Finish: Satin nickel 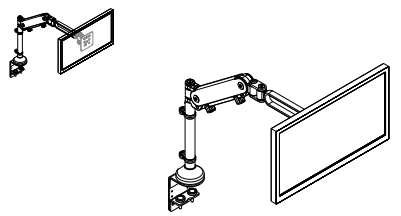	BRSC1M4	519	
Computer monitor bracket, with fixed-height arm, clamp-mounted Finish: Satin nickel 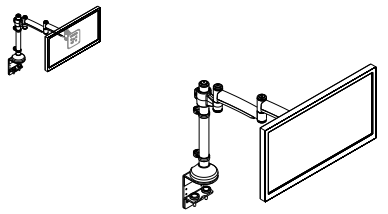	BRSC1M7	367	
Double computer monitor bracket, Adjustable height, clamp-mounted Finish: Satin nickel 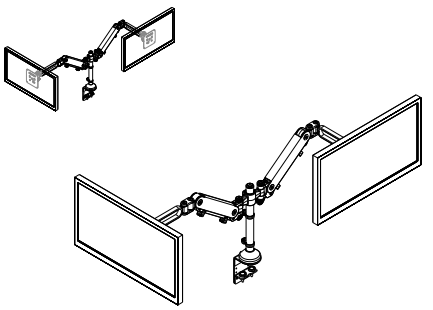	BRSC2M4	913	
Double computer monitor bracket, Fixed height, clamp-mounted Finish: Satin nickel 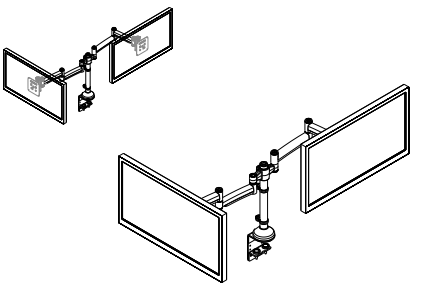	BRSC2M7	567	

ACCESSORIES

COMPUTER MONITOR BRACKETS

Affixed to work surface (grommet-mounted)

	CODE		
Computer monitor bracket, with height-adjustable arm, grommet-mounted Finish: Satin nickel 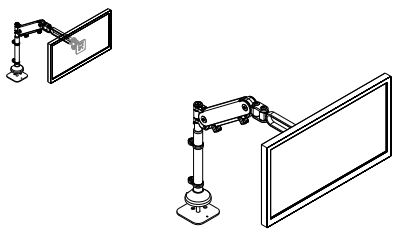	BRSG1M4	499	
Computer monitor bracket, with fixed arm, grommet-mounted Finish: Satin nickel 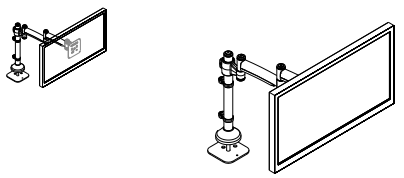	BRSG1M7	343	
Double computer monitor bracket, Adjustable height, grommet-mounted Finish: Satin nickel 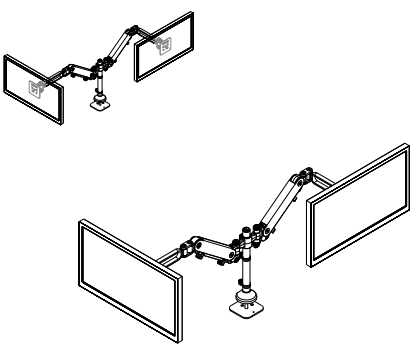	BRSG2M4	907	
Double computer monitor bracket, Fixed height, grommet-mounted Finish: Satin nickel 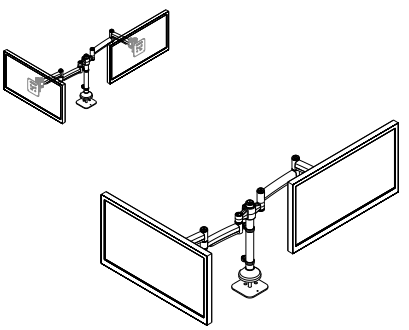	BRSG2M7	541	

ACCESSORIES
SUSPENDED STORAGE SYSTEMS

	CODE	Pi. Li.	
8" high panel for suspended accessories	PRAD	52	
Storage system that can be installed on the back of hutches, on walls, under hutches, under a transaction top, etc. 	Two 1-1/4" high anodized aluminum rails inserted in a grooved melamine panel 8" high x 5/8" thick Choice of colours according to Logiflex chart of finishes 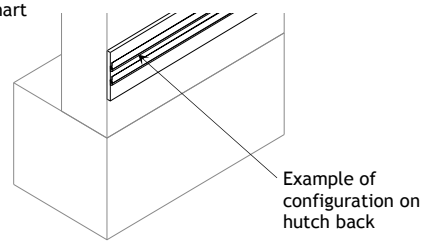		
		Pi. Li.	
12" high panel for suspended accessories	PRAT	68	
Storage system that can be installed on the back of hutches, on walls, under hutches, under a transaction top, etc. 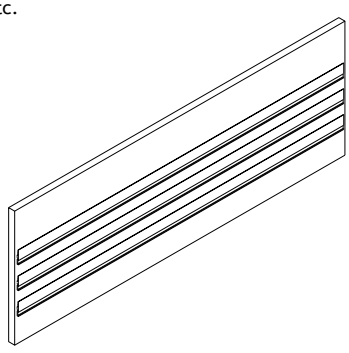	Three 1-1/4" high anodized aluminum rails inserted in a grooved melamine panel 12" high x 5/8" thick Choice of colours according to Logiflex chart of finishes 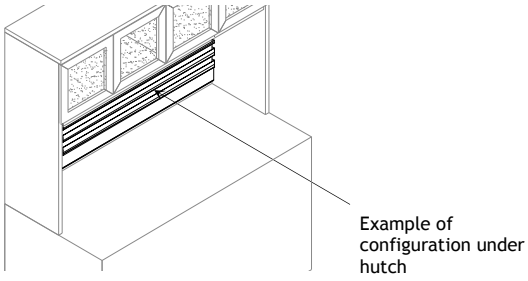		
Paper form holder Steel epoxy with aluminum finish 25 cm wide x 21.5 cm high 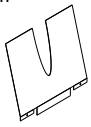	TRPS	42	
Suspended tray Translucent plastic 10 cm deep x 19.8 cm wide 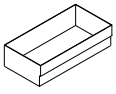	IACS	34	
Horizontal paper sorter Steel epoxy with aluminum finish 22 cm deep x 35 cm wide x 5 cm high 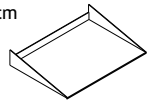	RP	66	
CD/DVD holder (8 DVDs) Translucent plastic 13.5 cm wide 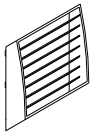	PCD	29	

ACCESSORIES
MISCELLANEOUS

	CODE		
Separators (package of three [3])	WD	22	Set of 3
	WE	8	Unit price
Set of two long suspension bars for front/back filing for a lateral file drawer 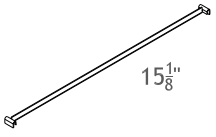	SBH	14	
Set of two short suspension bars for left/right filing for a regular file drawer 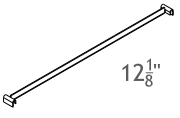	SBV	14	
Black ventilation grill Factory installation only 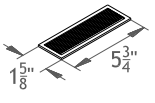	GRILLB	43	
White ventilation grill Factory installation only 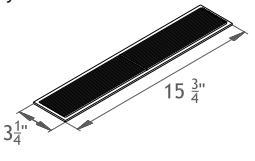	GRILLW	55	

ACCESSORIES
MISCELLANEOUS

	CODE		
Black paper grommet (sold separately)	**PS**	14	
Black paper grommet (factory-installed)	**PSINS**	71	
Installation location must be specified 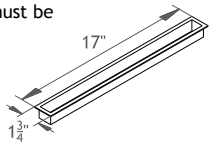			
*Black plastic sliding drawer, 16-1/4" x 23" with steel ball bearings 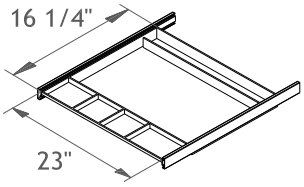	**TCPM**	177	
Sliding drawer with compartments to organize and ball-bearing slides 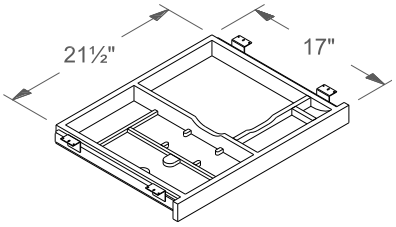	**TCPM2**	170	
Additional lock, sold separately or factory-installed	**LKBL**	22	Please specify type of furniture on which lock will be installed.
	LKSN	22	
	LKBLINS (factory installed)	34	
	LKSNINS (factory installed)	34	
Wall brackets for shelves Finish: Satin nickel only 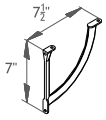	**WBRNS**	78	Sold by the pair
Grommet with 3-1/2" opening Finish: Satin nickel 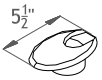	**HAPF**	14	
Standard black plastic grommet with 2-1/2" opening	**ELPF**	6	

ELECTRICITY
INTRODUCTION

Introduction to calculation and use of electrical components

Most people are uncomfortable with anything related to electricity. This step-by-step guide is intended for people who are not familiar with electrical installations but who have to specify what system they need when ordering furniture. In this guide, you will learn how to choose and specify the electrical installations required for your projects. The list that follows illustrates and identifies each product and describes its applications.

The electrical components are all recognized by the Underwriters Laboratory (UL) as office furniture accessories and are manufactured according to Canadian Standards Association (CSA) and UL electrical standards. Metal channels are not UL approved and are used only to hold and distribute electrical wires. They should therefore not be used for telecommunication or digital data cables. You must use a separate channel in order to avoid a short circuit. Some cities and municipalities may have their own requirements.

**** All electrical connections must be performed by a certified electrician. ****



ELECTRICITY
CALCULATING AMPERAGE

The following steps describe the working of an electrical system for the MPLK communication box. By following these few simple steps, you can easily determine the number of circuits required to ensure safe use of your electrical equipment.

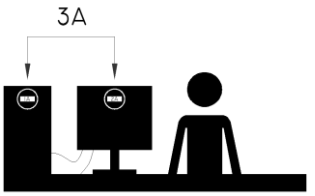

STEP #1 Determine the number of amperes required

An ampere is a unit of measure that determines the amount of electricity used by a machine. On your computer or electric device (e.g. monitor, central processing unit, printer), find the plate that provides the technical specifications as follows: Input: 120v-1.8A. If you cannot find this information on the machine, you will probably find it in the user manual.

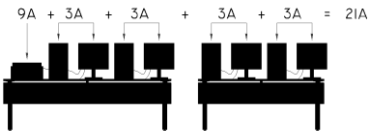

STEP #2 Calculate the total number of amperes per electrical series

An electrical series corresponds to the total number of amperes that you draw from a same power source. This may be a computer equipped with a printer, a series of tables joined together, or perhaps a conference table with several electrical outlets. Add the number of amperes (defined in Step 1) for each machine in the series. In our example, there are three amperes per computer and monitor, and nine amperes for the printer. Please note that the number of amperes may vary from one machine to another.

Example: 4 computers + 1 printer = 18 amperes

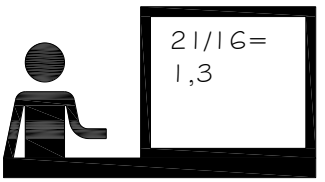

STEP #3 Divide by 16

UL assigns 15 amperes of intermittent use to each Logiflex unit. However, most machines and computers used in offices or schools are used continuously for many hours at a time. In this type of situation, national electrical codes usually limit circuits to 16 amperes of continuous use. You must therefore divide the total number of amperes calculated in Step 2 by 16.

Example: 21 ÷ 16 = 1.3



STEP #4 This is the number of circuits your series requires

In most cases, this number will contain decimals. Round up to the next whole number, and this will be the number of circuits required for your equipment to run safely. If the number obtained is higher than 4 (the maximum number of circuits for a system), you must reduce the amount of current used by the system or create another system supplied by a separate power source.

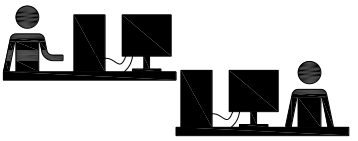

STEP #5 Repeat steps 1 to 4 for each electrical series

This step applies if you have several training tables or computers, or a conference table. Don't forget that you must follow this procedure for each system operating from a different power source.

ELECTRICITY

EXAMPLES OF CALCULATING AMPERAGE

Average amperage of the most commonly used pieces of equipment.

- CPU : 2.0A - 4.0A
- Monitor : 15" = 1.8A
  20" = 2.5A
- Laptop : 1.5A
- Printer : Ink-jet= 6.4A
  9.0A
- Fax machine : 1.0A
- Calculator : .25A
- Network server : 12.0A

SINGLE STATION

Example:

POP-UP1
POP-UP2
BCSS2
BCSS4
MPORT

15A/125V each

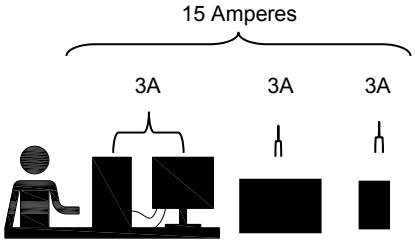

1 CPU
= 1 monitor
1 printer
1 calculator

MULTIPLE STATIONS

Example:

MPLK1
MPLK2
MPLK3
MPLK4
MPLK5

15A/125V total

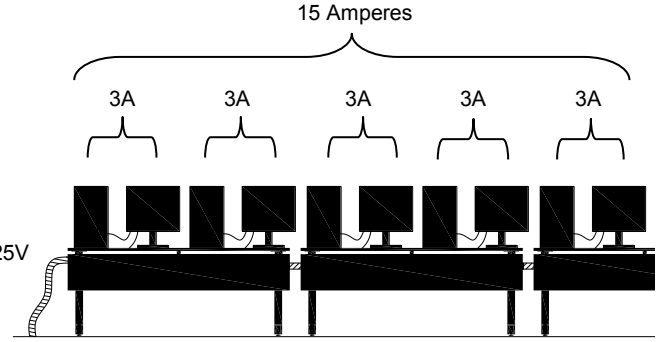

5 stations equivalent to:
= 5 monitors + 5 CPU

ELECTRICITY

EXAMPLE OF CALCULATING AMPERAGE

4-TRACK SYSTEM

If your system requires two circuits, specify "circuit #1 or circuit #2" per kit ordered.

Here is an example of equipment required for a two-circuit system:

- 8 computers and monitors
- 1 starter kit 4T60D72-1
- 1 junction kit 4T60J18-2
- 1 junction kit 4T60J18-1
- 1 junction kit 4T60J18-2

Total: 24 amperes / 16 = 1.5= 2 circuits

Example:

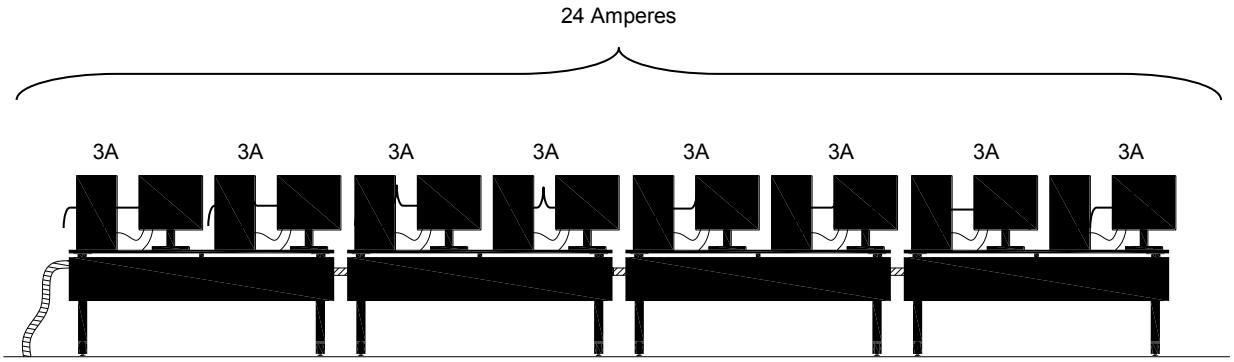

ELECTRICITY

EXAMPLE OF CALCULATING AMPERAGE

8-TRACK SYSTEM

Here is an example of equipment required for a four-circuit system:

- **7 computers and monitors (21 amperes)**
- **3 printers (21 amperes)**
- **1 network server (12 amperes)**
- starter kit 8T72D72-1
- junction kit 8T72J18-1
- junction kit 8T72J18-2
- junction kit 8T72J18-3
- junction kit 8T72J18-4

Total: 60 amperes / 16 = 3.375= 4 circuits

Example:

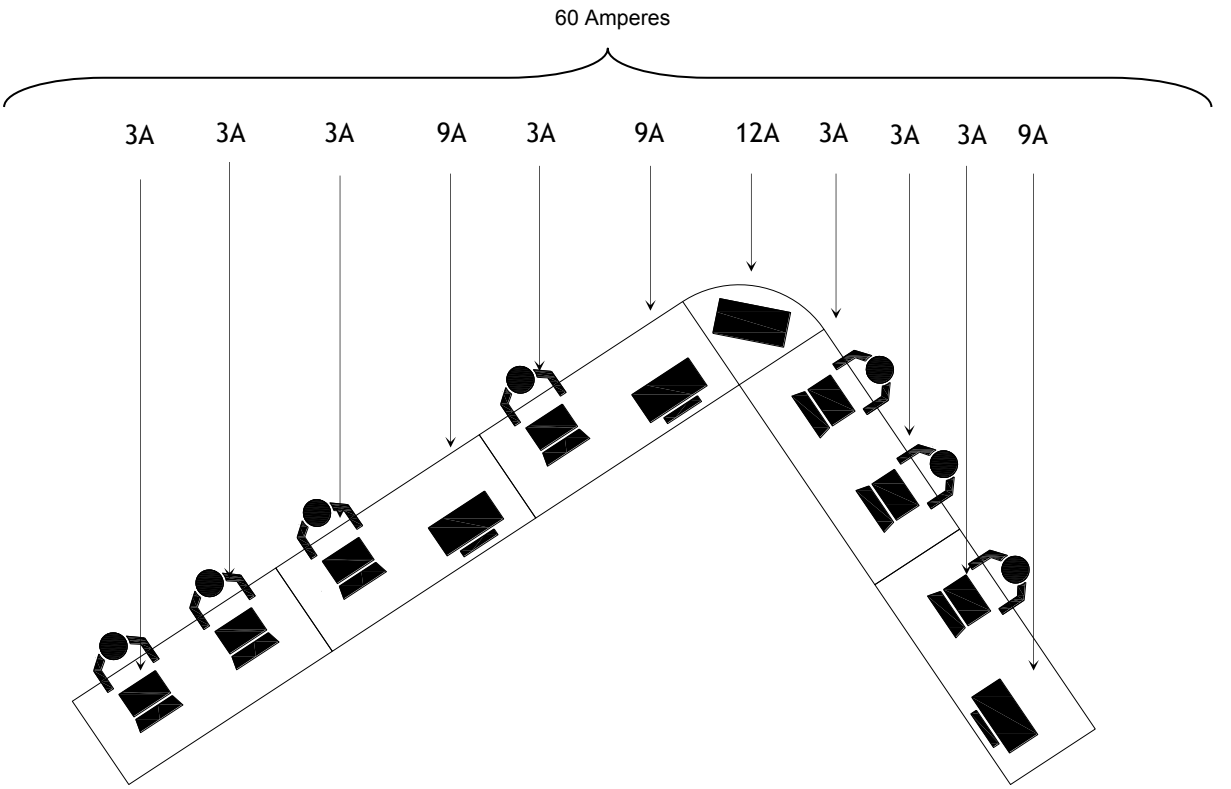

ELECTRICITY

COMMUNICATION BOXES - SINGLE STATIONS

		CODE	
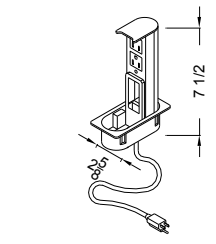	Retractable box for single station. Includes 2 electrical outlets and 2 empty telecommunication outlets (outlets not included) 72" power cable (Available in black only) **15A/125V** *** 1 set of universal adapters included**	**POP-UP1**	253
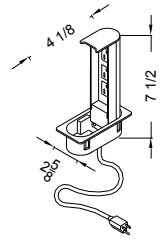	Retractable box for single station. Includes 3 electrical outlets 72" power cable (Available in black only) **15A/125V** *** 1 set of universal adapters included**	**POP-UP2**	253
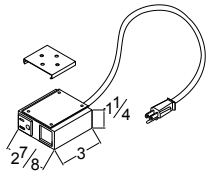	Communication box to be installed under surface including 1 electrical outlet and 1 empty telecommunication outlet (outlet not included) 72" power cable **15A/125V** *** 1 set of universal adapters included**	**BCSS1BL (Black)**	125
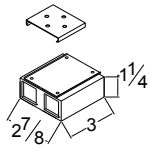	Communication box to be installed under surface including 2 empty telecommunication outlets (outlets not included) (Available in black only) **15A/125V** *** 1 set of universal adapters included**	**BCSS2BL (Black)**	125
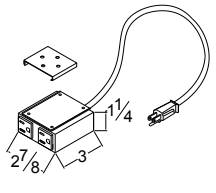	Communication box to be installed under surface Includes 2 electrical outlets 72" power cable included (Available in black only) **15A/125V** *** 1 set of universal adapters included**	**BCSS3BL (Black)**	125
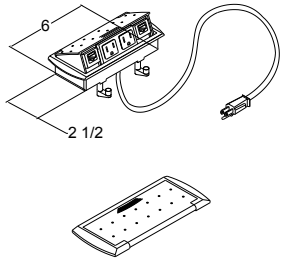	Plastic retractable box for single station. Includes 2 electrical outlets and 2 telecommunications outlets (outlets not included) 72" power cable included (Available in black or satin nickel) **15A/125V** *** 1 set of universal adapters included**	**MPORTSN (Satin nickel)** **MPORTBL (Black)**	301 301

** All electrical connections must be performed by a certified electrician.

ELECTRICITY

COMMUNICATION BOXES - MULTIPLE STATIONS

		CODE	
Starter kit	Plastic retractable communication box	MPLK1SN	238
		MPLK1BL	238
	including 2 electrical outlets and 2 empty telecommunication outlets (outlets not included) **15A/120V** *** 1 set of universal adapters included** Included: 120" starter cable and 12" junction cable	out: black	
Junction kit	Plastic retractable communication box	MPLK2SN	238
	Including 2 electrical outlets and 2 empty telecommunication outlets (outlets not included)	MPLK2BL	238
		in: black out: red	
	15A/120V	MPLK3SN	238
		MPLK3BL	238
	*** 1 set of universal adapters included**	in: red out: blue	
	Also included: 12" junction cable to connect to the next box	MPLK4SN	238
		MPLK4BL	238
		in: blue out: orange	
		MPLK5SN	238
		MPLK5BL	238
		in: orange out: yellow	
		MPLK6SN	238
		MPLK6BL	238
		in: yellow out: green	
		MPLK7SN	238
		MPLK7BL	238
		in: green out: white	
Ending set	Plastic retractable communication box	MPLK8SN	238
	Including 2 electrical outlets and 2 empty telecommunication outlets	MPLK8BL	238
	(outlets not included) **15A/120V** *** 1 set of universal adapters included** Also included: 60" connecting cable	entrée : white	

** All electrical connections must be performed by a certified electrician.

TELECOMMUNICATION - MISCELLANEOUS

		CODE	
	Wire management spine 2" diameter Grey plastic	SPINE	122
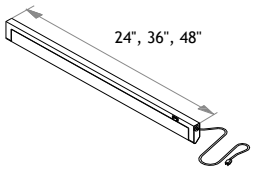	Swivel florescent lamp Finish: Black Electronic ballast Can direct light as desired (swivel reflector)	T524	136
		T536	181
		T548	238
		T5LINK12	18
		T5LINK24	23
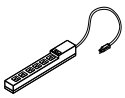	Power bar with 6 electric outlets	PBL	49
	Velcro tie for electrical cable: - The non-metallic buckle is safe to use around electrical devices - dimensions: ¾" x 10" - color: black	WM	7 / ea.
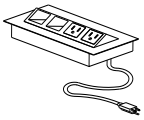	**Power/data centre with retractable door including:** Two electrical outlets with 72” long electrical cable Two communication outlets Two electrical outlets and two empty telecommunication outlets (outlets not included) **Available in satin nickel** **One set of universal adapters included**	MH1SN	494
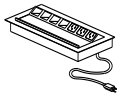	**Power/data centre with retractable door including:** Four communication outlets **Available in satin nickel** **One set of universal adapters included**	MH2SN	577

ELECTRICITY

4-TRACK SYSTEM

	CODE	
STARTER SET	4T48D72-1	375
	4T54D72-1	381
Starter set of electrical cables for a training table including:	4T60D72-1	387
- One 72" starter cable and one junction cable according to each table size	4T66D72-1	394
- 2 duplex receptacles with electrical outlets	4T72D72-1	399
- 2 duplex receptacle supports		
**** By default the starter kit is Circuit 1. ****		

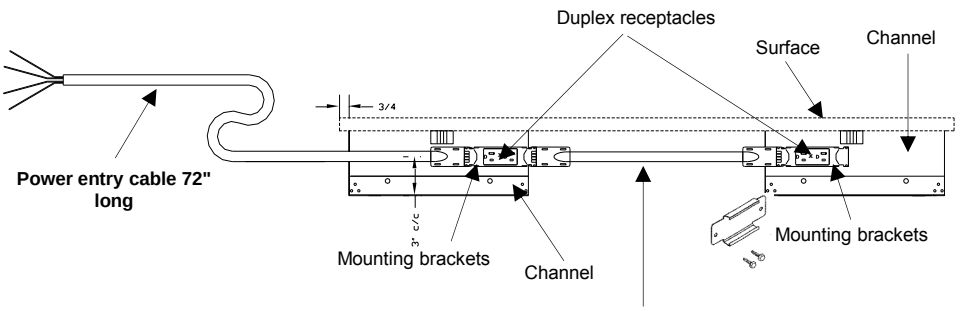

- 18" junction cable for use on table of 48"
- 24" junction cable for use on table of 54"
- 30" junction cable for use on table of 60"
- 36" junction cable for use on table of 66"
- 42" junction cable for use on table of 72"

JUNCTION SET	4T48J18-1	174
	4T54J18-1	181
Junction set of electrical cables for a training table including:	4T60J18-1	188
- One 18" junction cable and one junction cable according to each table size	4T66J18-1	194
- 2 duplex receptacles with electrical outlets	4T72J18-1	200
- 2 duplex receptacle supports		
	4T48J18-2	174
	4T54J18-2	181
	4T60J18-2	188
	4T66J18-2	194
	4T72J18-2	200

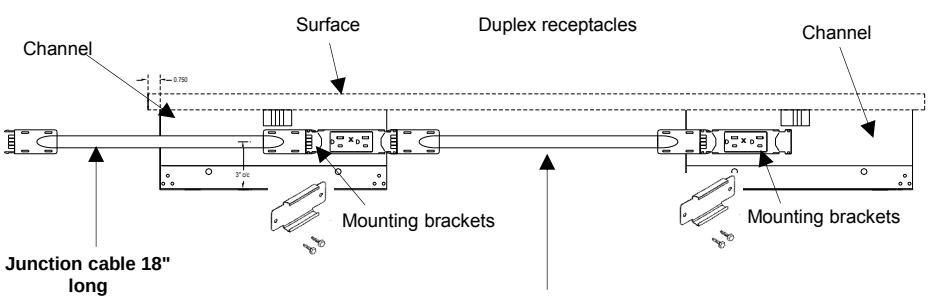

- 18" junction cable for use on table of 48"
- 24" junction cable for use on table of 54"
- 30" junction cable for use on table of 60"
- 36" junction cable for use on table of 66"
- 42" junction cable for use on table of 72"

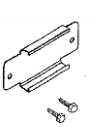

2 mounting brackets for Duplex receptacles including screws
(Holes for screws must be done by the installer)

**** All electrical connections must be performed ****
by a certified electrician

ELECTRICITY

8-TRACK SYSTEM

	CODE	
STARTER SET	**8T48D72-1**	624
	8T54D72-1	638
Starter set of electrical cables for a training table including:	**8T60D72-1**	649
- One 72" starter cable and one junction cable according to each table size	**8T66D72-1**	663
- 2 duplex receptacles with electrical outlets and junction blocks	**8T72D72-1**	673
- 2 duplex receptacle supports		
**** Please note that the starter set is always Circuit 1. ****		

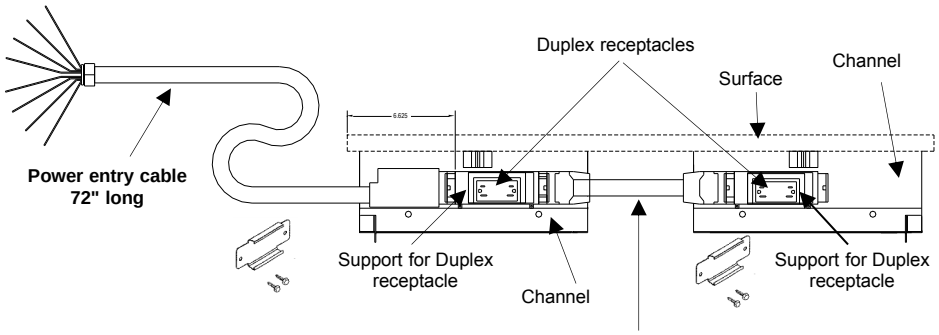

- 18" junction cable for use on table of 48"
- 24" junction cable for use on table of 54"
- 30" junction cable for use on table of 60"
- 36" junction cable for use on table of 66"
- 42" junction cable for use on table of 72"

JUNCTION SET	**8T48J18-1**	462
	8T54J18-1	475
Junction set of electrical cables for a training table including:	**8T60J18-1**	488
- One 18" junction cable and one junction cable according to each table size	**8T66J18-1**	500
- 2 duplex receptacles with electrical outlets and junction blocks	**8T72J18-1**	513
	8T48J18-2	462
	8T54J18-2	475
	8T60J18-2	488
	8T66J18-2	500
	8T72J18-2	513
	8T48J18-3	462
	8T54J18-3	475
	8T60J18-3	488
	8T66J18-3	500
	8T72J18-3	513
	8T48J18-4	462
	8T54J18-4	475
	8T60J18-4	488
	8T66J18-4	500
	8T72J18-4	513

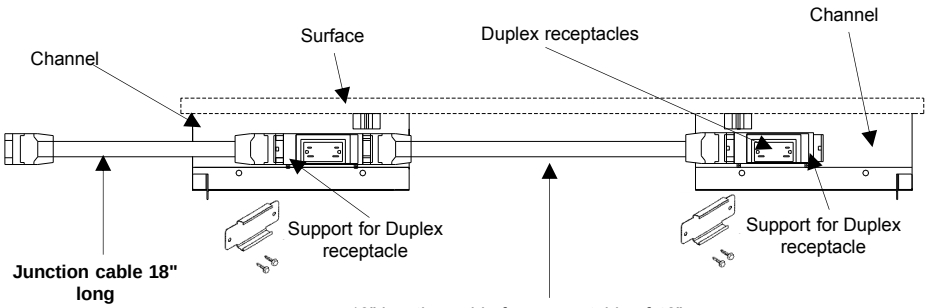

- 18" junction cable for use on table of 48"
- 24" junction cable for use on table of 54"
- 30" junction cable for use on table of 60"
- 36" junction cable for use on table of 66"
- 42" junction cable for use on table of 72"

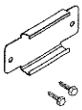

2 mounting brackets for Duplex receptacles including screws
(Holes for screws must be done by the installer)

**** All electrical connections must be performed ****
by a certified electrician

LOGICAL AND FLEXIBLE

As our product line is constantly evolving and expanding, we recommand that you visit logiflex.ca for updates

.

logiflex

1235 St-Roch N., Sherbrooke QC J1N 0H2 Canada
T : 1.877.864.9323 I F : 1.800.474.7830 I logiflex.ca

GREENGUARD
PRODUCT CERTIFIED FOR LOW CHEMICAL EMISSIONS
UL.COM/GG
UL 2818