logiflex OFFICE FURNITURE

LOGICAL
AND
FLEXIBLE

conference • tables • wall units

usa price list

Revision on January 5, 2015

Update Summary

The January 5, 2015 web revision of the Conference Room price list presents these principal modifications:

DATE	SECTION	MODIFICATION	PAGES
January 5, 2015	All the price list	High pressure laminated products prices have been increased by 5% (CSL, CGL, OSL, OGL)	-

Previous updates:

DATE	SECTION	MODIFICATION	PAGES
August 1, 2014	All the price list	All products have been increased by 3%	-
August 1, 2014	Terms and conditions of sale	Limited lifetime warranty application	3

TABLE OF CONTENTS

SECTIONS	PAGES
1 INTRODUCTION	
Terms and conditions of sale	2
2 CONFERENCE	
Manufacturing standard	5
Wellington credenzas	7
Wellington cabinets	9
Wellington mobile service carts	10
Wellington tables with rectangular surface	12
Howard teleconference tables	15
Howard tables with racetrack surface	16
Howard tables with rounded boat shape surface	18
Howard tables with rectangular surface	20
Teleconference table with rectangular bases	22
Teleconference table with arrow bases	23
3 OCCASIONAL AND MEETING TABLES	
Manufacturing standard	25
Hatley tables	26
Stanstead tables	27
Orford tables	30
Magog tables	35
4 WALL UNITS	
General information	39
Index	40
Wall units	42
Wall units with 1 full shelf	43
Wall units with 1 shelf on the left	44
Wall units with 1 shelf on the right	45
Wall units with 2 full shelves	46

TERMS AND CONDITIONS OF SALE

PRICES

The prices are "suggested retail" and are subject to changes without notice. Applicable taxes are not included. If you have an open and active account with Logiflex, merchandise will be invoiced at the prices prevailing at the time of shipment. Advanced payment for your order may be requested if the opening of your account has not been completed or if your account has become inactive.

TERMS OF PAYMENT

Net 30 days / F.O.B. Sherbrooke (Québec), Montréal (Québec) or Québec City (Québec). The invoice will be dated the same ship date and payable 30 days from that date including applicable freight charges. Logiflex remains the owner of the merchandise until the invoice is paid in full.

CUSTOMIZED PRODUCTS (SPECIAL ITEMS)

Price requests for customized products or special items can be submitted via the "Online services" section of our Web site, at www.logiflex.ca. Our quotations department will study your request and send you a quotation and a technical drawing for approval as soon as possible. Modifications to quotations or technical drawings can be requested the same way. The approved quotation(s) and technical drawing(s) can then be attached to your purchase order.

ORDERS

An official purchase order must be issued for all purchases. Your purchase order must contain the following information: your company letterhead, your reference number, the delivery address (with contact name and phone number), the complete product codes, furniture colour(s), quantities, descriptions, retail prices and net prices, project registration number (if applicable), and your approved quotation and technical drawing (for special items). Please note that a quotation cannot serve as a purchase order.

RETURNS

All returns must first be approved by Logiflex. If the return is accepted, A Logiflex customer service representative will send you an official return authorization form in order to facilitate procedures between you, the carrier, and the Logiflex merchandise reception clerk. Additional costs for shipping or other expenses may be applied following any merchandise returns.

MODIFICATIONS AND/OR CANCELLATIONS

You have 48 hours from the time we acknowledge receipt of your order to make any requests for corrections or modifications. You may modify or cancel your order during this same 48-hour period. If you would like to modify or cancel your order after this 48-hour verification period, please check with a Logiflex customer service representative. Orders cannot be changed or cancelled if production has already begun or if Logiflex has already received the raw materials.

LIABILITY

Logiflex's responsibility ends once the carrier has delivered all items in good condition. A delivery receipt signed by the customer acknowledges that the shipment is complete and has been received in good condition.

CLAIMS

Logiflex recommends inspecting the shipment before signing the carrier's delivery receipt. You must notify Logiflex of any incomplete shipments or damaged furniture as soon as possible. Requests to replace damaged products can be made via the "Online services" section of our Web site, at www.logiflex.ca. Our after-sales service department will examine your request and help you correct the situation as rapidly as possible.

TERMS AND CONDITIONS OF SALE

CHANGES

Logiflex reserves the right to make changes to the materials, accessories, components, specifications and designs, and to discontinue collections and/or models, at any time and without prior notice.

STORAGE AND/OR SHIPPING FEES

If you would like to delay the delivery of an order already in production at Logiflex, weekly storage fees may be charged. The suggested retail prices in this list usually include delivery to your warehouse, for several Quebec regions; however, some conditions may apply. If the minimum amount of your order is $10,000 net, the order can be shipped directly to your customer. In this case, a 53-foot unloading dock must be available at the time of delivery. This information must first be validated with your Logiflex customer service representative. Direct shipping is subject to additional fees. Any delay experienced by Logiflex carriers during delivery may also incur additional charges.

LIMITED LIFETIME WARRANTY

Logiflex warrants its products to the original purchaser for as long as the original purchaser owns the products. Logiflex guarantees that [Nom de la collection] products bought new from an authorized Logiflex distributor are free from defects in materials and workmanship for the lifetime of their use. This warranty applies to [Nom de la collection] products. Only if properly used, repair or replacement of any defect covered by the warranty will be at the discretion of Logiflex. Transportation and labor are not covered by this warranty. By accepting the product to its delivery, the buyer accepts its conditions.The warranty period shall be reduced proportionately if the products are used over a period exceeding the equivalent of a shift 40 hours/week. All replacement parts will be shipped to the original shipping address.

This warranty does not apply to defects or damages resulting from:
- Normal wear and tear occurring with the use of the product;
- Negligence, misuse, abuse or accident;
- Substitution, modification or use of components or materials that have not been authorized by Logiflex;
- Delivery by a freight carrier or handling/installation by a contractor other than Logiflex;
- Natural properties of materials;
- Exposure to sunlight or environments with extreme temperature/humidity conditions;
- Damage caused by a carrier in transit, or delivery/installation contractors.

This warranty does not include:
- Parts and materials supplied by the customer (COM);
- Special finishes applied to Logiflex products;
- The matching of colors, grains or textures of wood due to its natural properties;
- Products used for rental purposes;
- Non-standard Logiflex products;
- Logiflex product not installed or used in accordance with the Logiflex installation guidelines;
- Bulbs and ballasts.

Restrictions:
- Electrical components are guaranteed for 1 year from the date of delivery;
- Seat mechanisms, drawer slides and locks are guaranteed for 5 years from the date of delivery.

conference

storage

CONFERENCE

MANUFACTURING STANDARD - SURFACE

PREVIEW	COMPONANT	MATERIALS
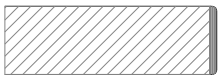	CS 1" TFL surface	Thermofused laminate (TFL) - 1" high-density particle board with 2.5mm PVC edge.
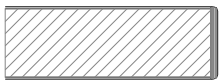	CSL 1" surface with HPL sheet	High pressure laminate (HPL) - 1" high-density particle board, 1/32" HPL sheet on surface, 1/32" balancing sheet under surface (prevents bending) with 2.5mm PVC edge.
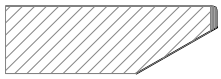	CSZ 1" TFL surface with knife edge	Thermofused laminate (TFL) - 1" high-density particle board with 2.5mm PVC edge.
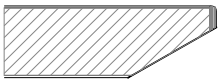	CSZL 1" surface with HPL sheet and knife edge	High pressure laminate (HPL) - 1" high-density particle board, 1/32" HPL sheet on surface, 1/32" balancing sheet under surface (prevents bending) with 2.5mm PVC edge.
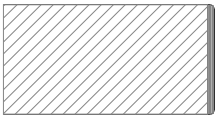	CG 1 5/8" TFL surface	Thermofused laminate (TFL) - 1-5/8" high-densityparticle board with 2.5mm PVC edge.
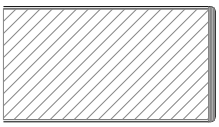	CGL 1 5/8" surface with HPL sheet	High pressure laminate (HPL) - 1-1/2" high-density particle board, 1/32" HPL sheet on surface, 1/32" balancing sheet under surface (prevents bending) with 2.5mm PVC edge.
Note:	Front and back in laminate	Thermofused laminate (TFL) - 5/8" high-density particle board with 2.5mm PVC on showing edge and 0.5mm PVC on non-showing edge.

CONFERENCE

MANUFACTURING STANDARD - BASES

Wellington credenzas

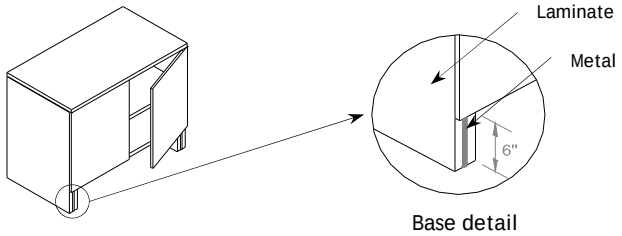

Wellington tables

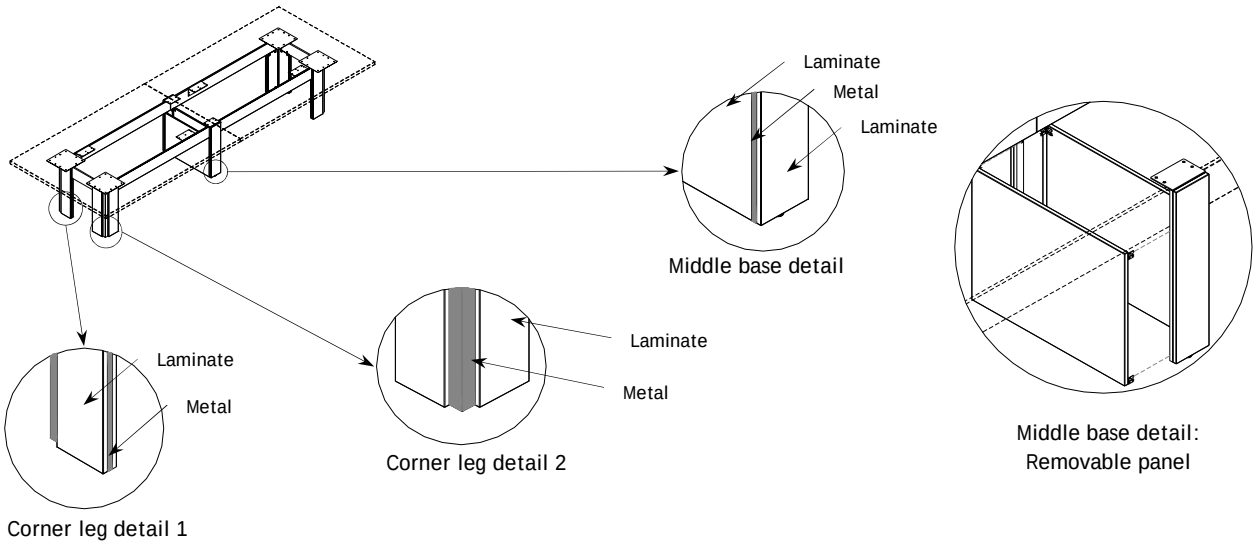

Howard tables

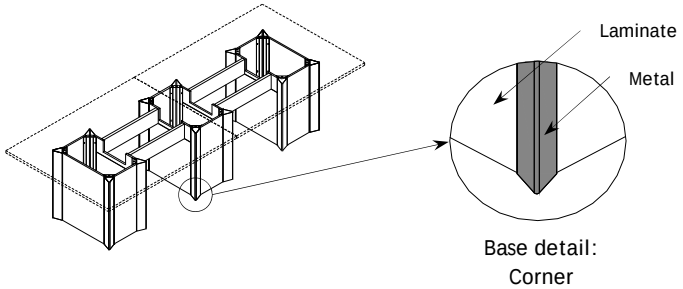

WELLINGTON CREDENZAS WITH OPEN SHELVING

MANUFACTURING STANDARD: Doors with spring-loaded latch / Base with decorative metal inserts / Horizontal wood grain on doors and legs / No lock

		1" surface		1-5/8" surface	
	CODE	CS	CSL	CG	CGL
20"H 2 doors credenza with open shelving in middle	A B C	*tfl*	*hpl*	*tfl*	*hpl*
	Base with satin nickel decorative inserts				
	2072WELSNARBBAR20	1030	1212	1154	1341
	Base with white decorative inserts				
	2072WELPBARBBAR20	1030	1212	1154	1341
	Base with chrome decorative inserts				
	2072WELCHRARBBAR20	1056	1238	1179	1368
29"H 2 doors credenza with open shelving in middle	A B C				
	Base with satin nickel decorative inserts				
	2072WELSNARBBAR29	1082	1265	1205	1395
	Base with white decorative inserts				
	2072WELPBARBBAR29	1082	1265	1205	1395
	Base with chrome decorative inserts				
	2072WELCHRARBBAR29	1107	1293	1231	1422
36"H 2 doors credenza with open shelving in middle with 1 fixed shelf	A B C				
	Base with satin nickel decorative inserts				
	2072WELSNARBBAR36	1133	1320	1257	1449
	Base with white decorative inserts				
	2072WELPBARBBAR36	1133	1320	1257	1449
	Base with chrome decorative inserts				
	2072WELCHRARBBAR36	1159	1346	1282	1476

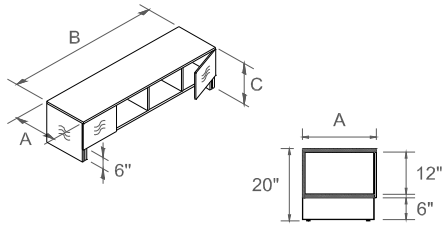

Direction of wood grain

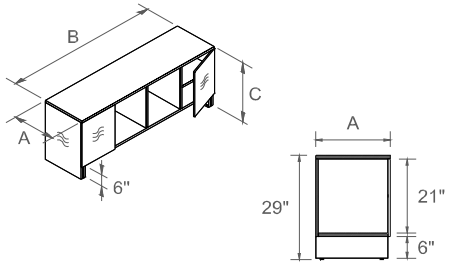

Direction of wood grain

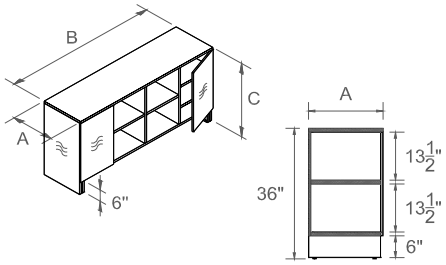

Direction of wood grain

Number of shelves included in each cabinet section:

20" high: 0 adjustable shelf

29" high: 1 adjustable shelf

36" high: 2 adjustable shelves

HOW TO ORDER?

C _ _ _ (SERIES) → (A B) (CODE) → WELSN *(Satin nickel - Std)* / WELPB *(White)* / WELCHR *(Chrome)* (BASE TYPE) → ARBBAR (C) (CODE) → Without lock *(Std)* / LKSN *(Satin nickel)* (*OPTIONAL* Lock) → See section: Accessories (*OPTIONAL* Handles)

Notes		See
Metal	Choice of metal finishes: - Satin nickel (SN) - White (PB) - Chrome (CHR)	
Handles	To add handles, please choose from the Logiflex list/ Add $11 list per handle	
Locks	Satin nickel lock (LKSN) offered as an option / Add $34 list per lock	

WELLINGTON CREDENZAS

MANUFACTURING STANDARD: Doors with spring-loaded latch / Base with decorative metal inserts / Horizontal wood grain on doors and legs / No lock

		1" surface		1-5/8" surface	
	CODE	CS	CSL	CG	CGL
2 doors credenza	A B C	*tfl*	*hpl*	*tfl*	*hpl*
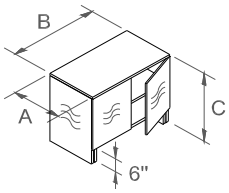	**Base with satin nickel decorative inserts**				
	2036WELSNCRAR20	782	886	844	950
	2036WELSNCRAR29	838	945	900	1010
	2036WELSNCRAR36	882	990	943	1055
	Base with white decorarive inserts				
	2036WELPBCRAR20	782	886	844	950
	2036WELPBCRAR29	838	945	900	1010
	2036WELPBCRAR36	882	990	943	1055
	Base with chrome decorative inserts				
	2036WELCHRCRAR20	813	918	874	983
	2036WELCHRCRAR29	868	977	930	1042
Direction of wood grain	2036WELCHRCRAR36	913	1023	974	1088
4 doors credenza	A B C				
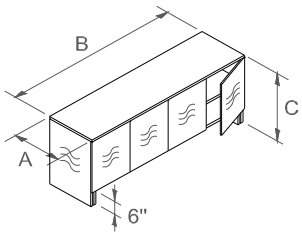	**Base with satin nickel decorative inserts**				
	2072WELSNARAR20	1056	1238	1179	1368
	2072WELSNARAR29	1107	1293	1231	1422
	2072WELSNARAR36	1159	1346	1282	1476
	Base with white decorarive inserts				
	2072WELPBARAR20	1056	1238	1179	1368
	2072WELPBARAR29	1107	1293	1231	1422
	2072WELPBARAR36	1159	1346	1282	1476
	Base with chrome decorative inserts				
	2072WELCHRARAR20	1082	1265	1205	1395
	2072WELCHRARAR29	1133	1320	1257	1449
Direction of wood grain	2072WELCHRARAR36	1185	1373	1308	1504

Number of shelves included in each cabinet section:

20" high: 0 adjustable shelf

29" high: 1 adjustable shelf

36" high: 2 adjustable shelves

HOW TO ORDER?

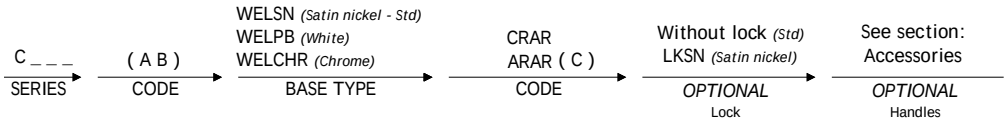

Notes		See
Metal	Choice of metal finishes: - Satin nickel (SN) - White (PB) - Chrome (CHR)	
Handles	To add handles, please choose from the Logiflex list/ Add $11 list per handle	
Locks	Satin nickel lock (LKSN) offered as an option / Add $34 list per lock	

WELLINGTON CABINETS

MANUFACTURING STANDARD: Doors with spring-loaded latch / Base with decorative metal inserts / Horizontal wood grain on doors and legs (except 78"H cabinet) / No lock / 5/8" thick laminate back / Adjustable shelves

20" x 36" 2 doors cabinet

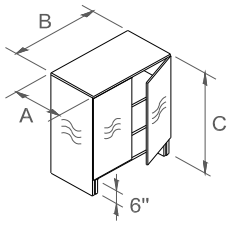

	1" surface		1-5/8" surface	
CODE	CS	CSL	CG	CGL
A B C	*tfl*	*hpl*	*tfl*	*hpl*
Base with satin nickel decorative inserts				
2036WELSNAR42	816	922	878	986
2036WELSNAR78	1143	1265	1205	1330
Base with white decorative inserts				
2036WELPBAR42	816	922	878	986
2036WELPBAR78	1143	1265	1205	1330
Base with chrome decorative inserts				
2036WELCHRAR42	846	952	907	1017
2036WELCHRAR78	1159	1282	1221	1346

Note:

Legs on 78" high cabinet have vertical wood grain

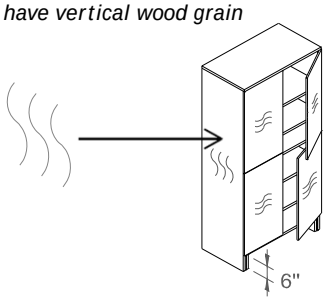

Direction of wood grain

Number of shelves included:

42" high: 2 adjustable shelves

78" high: 4 adjustable shelves and 1 fixed shelf

HOW TO ORDER?

C _ _ _ (SERIES) → (A B) (CODE) → WELSN *(Satin nickel - Std)* / WELPB *(White)* / WELCHR *(Chrome)* (BASE TYPE) → AR (C) (CODE) → Without lock *(Std)* / LKSN *(Satin nickel)* (*OPTIONAL* Lock) → See section: Accessories (*OPTIONAL* Handles) → SH (*OPTIONAL* Shelves)

Notes		See
Metal	Choice of metal finishes: - Satin nickel (SN) - White (PB) - Chrome (CHR)	
Handles	Handles optional. Refer to Logiflex list / Add $11 retail each	
Shelves	Adjustable shelves (SH) can be added; price according to number of square feet. Please request a quotation to obtain price.	
Locks	Satin nickel lock (LKSN) offered as an option / Add $34 retail per lock	

WELLINGTON MOBILE SERVICE CARTS

MANUFACTURING STANDARD: Doors with spring-loaded latch / Horizontal wood grain on doors and sides / Cart with locking casters / 1 fixed shelf with clearance for wiring / Push bar for moving cart with decorative metal insert / No lock / Ventilation opening and grommet at the bottom

		1" surface		*1-5/8" surface*	
	CODE	**CS**	**CSL**	**CG**	**CGL**
Mobile service cart / Width 20"	A	*tfl*	*hpl*	*tfl*	*hpl*
	Push bar with satin nickel finish				
	WELSNCART20	843	922	878	958
	Push bar with white finish				
	WELPBCART20	843	922	878	958
	Push bar with chrome finish				
	WELCHRCART20	939	1022	973	1058

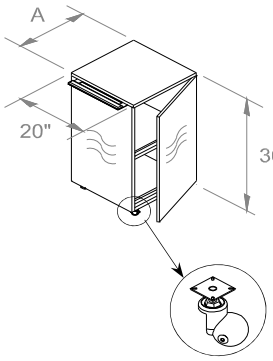

Locking caster

Direction of wood grain

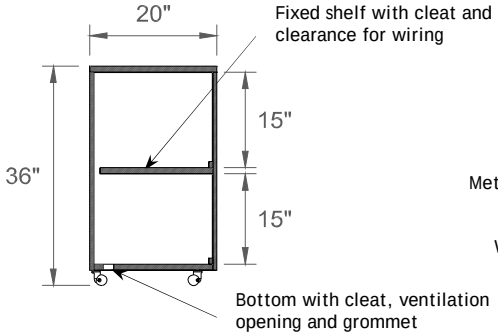

Inside view

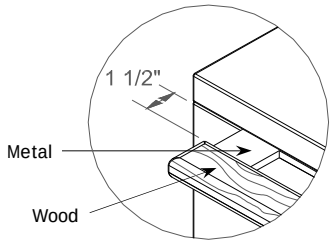

Push bar detail

Mobile service cart / Width 36"	**A**				
	Push bar with satin nickel finish				
	WELSNCART36	908	1019	970	1084
	Push bar with white finish				
	WELPBCART36	908	1019	970	1084
	Push bar with chrome finish				
	WELCHRCART36	1005	1120	1067	1185

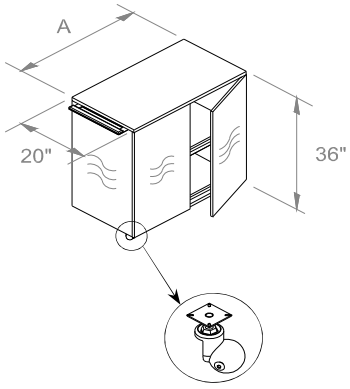

Locking caster

Direction of wood grain

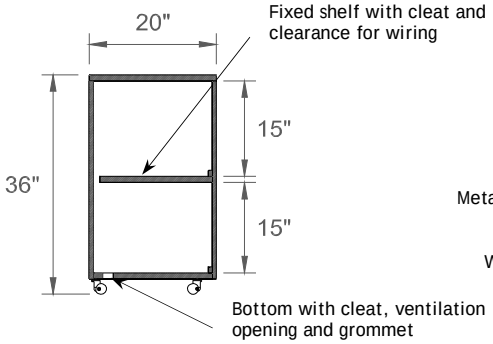

Inside view

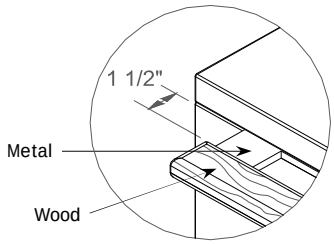

Push bar detail

HOW TO ORDER?

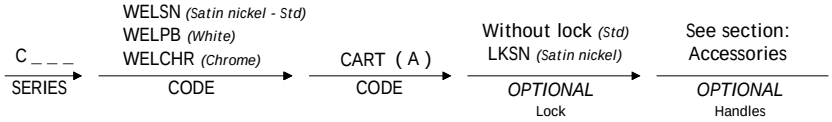

Notes					**See**
Metal	Choice of metal finishes:	- Satin nickel (SN)	- White (PB)	- Chrome (CHR)	
Handles	To add handles, please choose from the Logiflex list/ Add $11 list per handle				
Locks	Satin nickel lock (LKSN) offered as an option / Add $34 list per lock				

conference
tables

WELLINGTON TABLES WITH RECTANGULAR SURFACE

MANUFACTURING STANDARD: Surfaces more than 96" are in 2 sections / Laminate base with decorative metal inserts

Conference table / Width 48"

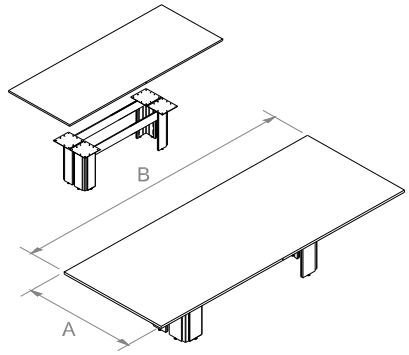

	1" surface		1-5/8" surface	
CODE	CS	CSL	CG	CGL
A B	*tlf*	*hpl*	*tfl*	*hpl*
Base with satin nickel decorative inserts				
4884TWELSN	3024	3539	3370	3902
4896TWELSN	3055	3624	3451	4038
48120TWELSN	3191	3869	3685	4389
48144TWELSN	3251	4036	3844	4659
48168TWELSN	3359	4254	4051	4980
Base with white decorative inserts				
4884TWELPB	3024	3539	3370	3902
4896TWELPB	3055	3624	3451	4038
48120TWELPB	3191	3869	3685	4389
48144TWELPB	3251	4036	3844	4659
48168TWELPB	3359	4254	4051	4980
Base with chrome decorative inserts				
4884TWELCHR	4145	4660	4491	5023
4896TWELCHR	4176	4744	4571	5159
48120TWELCHR	4312	4990	4806	5509
48144TWELCHR	4371	5157	4965	5780
48168TWELCHR	4479	5375	5172	6101

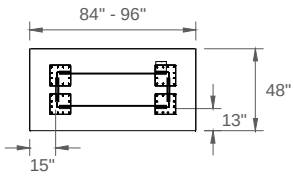

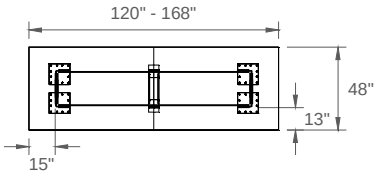

Option: Power/data centre(s)*

MH1	MH2
2 electrical + 2 data	3 electrical + 4 data

Positioning of power/data centres

L Ⓒ R | Ⓛ C R | L C Ⓡ | Ⓛ C Ⓡ

HOW TO ORDER?

C _ _ _ (SERIES) → (A B) T (CODE) → WELSN *(Satin nickel - Std)* / WELPB *(White)* / WELCHR *(Chrome)* (BASE TYPE) → * MH1SN / MH2SN (*OPTIONAL* Power/data) → H / V *(Orientation)* — C / L / R / LR *(Location)* (*Specify with MH option only*)

Notes		See
Knife edge	For a surface with a knife edge, replace code (CS) with (CSZ) and code (CSL) with (CSZL) / Add $21 list per square foot (List price = Maximum depth x Maximum width ÷ 144 x $21 sq. ft.)	
Base	Choice of metal finishes: - Satin nickel (SN) - White (PB) - Chrome (CHR)	

*Specify positioning (C, L, R or LR) and orientation (H = Horizontal and V = Vertical) of power/data centres at end of code

Access doors:	Wellington tables that are 120" or longer have one or more middle bases equipped with removable panels that provide access to electrical wiring

WELLINGTON TABLES WITH RECTANGULAR SURFACE

MANUFACTURING STANDARD: Surfaces more than 96" are in 2 sections / Laminate base with decorative metal inserts

Conference table / Width 54"

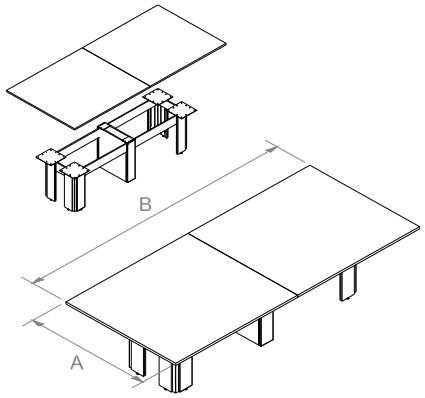

	1" surface		1-5/8" surface	
CODE	CS	CSL	CG	CGL
A B	*tlf*	*hpl*	*tfl*	*hpl*
Base with satin nickel decorative inserts				
5484TWELSN	3047	3608	3436	4016
5496TWELSN	3080	3701	3525	4169
54120TWELSN	3221	3966	3777	4550
54144TWELSN	3286	4151	3953	4852
54168TWELSN	3399	4387	4178	5204
Base with white decorative inserts				
5484TWELPB	3047	3608	3436	4016
5496TWELPB	3080	3701	3525	4169
54120TWELPB	3221	3966	3777	4550
54144TWELPB	3286	4151	3953	4852
54168TWELPB	3399	4387	4178	5204
Base with chrome decorative inserts				
5484TWELCHR	4164	4726	4554	5134
5496TWELCHR	4200	4821	4645	5289
54120TWELCHR	4341	5087	4898	5671
54144TWELCHR	4406	5272	5074	5972
54168TWELCHR	4520	5507	5298	6325

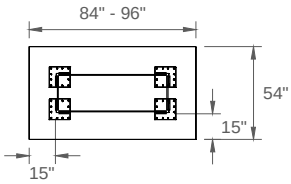

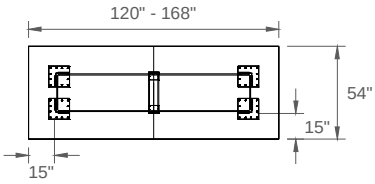

Option: Power/data centre(s)*

MH1	MH2
2 electrical + 2 data	3 electrical + 4 data

Positioning of power/data centres

L Ⓒ R | Ⓛ C R | L C Ⓡ | Ⓛ C Ⓡ

HOW TO ORDER?

C _ _ _ (SERIES) → (A B) T (CODE) → WELSN *(Satin nickel - Std)* / WELPB *(White)* / WELCHR *(Chrome)* (BASE TYPE) → * MH1SN / MH2SN (*OPTIONAL* Power/data) → H / V *(Orientation)* — C / L / R / LR *(Location)* (*Specify with MH option only*)

Notes		See
Knife edge	For a surface with a knife edge, replace code (CS) with (CSZ) and code (CSL) with (CSZL) / Add $21 list per square foot (List price = Maximum depth x Maximum width ÷ 144 x $21 sq. ft.)	
Base	Choice of metal finishes: - Satin nickel (SN) - White (PB) - Chrome (CHR)	

*Specify positioning (C, L, R or LR) and orientation (H = Horizontal and V = Vertical) of power/data centres at end of code

Access doors:	Wellington tables that are 120" or longer have one or more middle bases equipped with removable panels that provide access to electrical wiring

WELLINGTON TABLES WITH RECTANGULAR SURFACE

MANUFACTURING STANDARD: Surfaces 120" to 168" are 2 in sections and surfaces more than 168" are in 3 sections / Laminate base with decorative metal inserts

Conference table / Width 60"

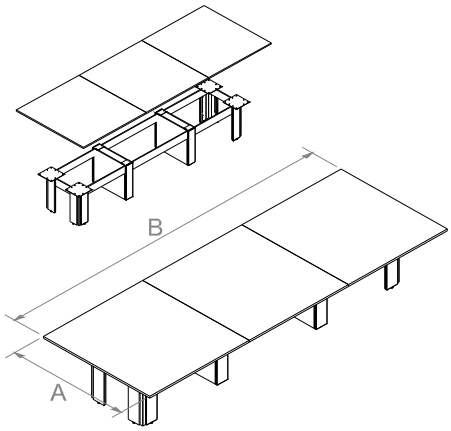

	1" surface		1-5/8" surface	
CODE	CS	CSL	CG	CGL
A B	*tlf*	*hpl*	*tfl*	*hpl*
Base with satin nickel decorative inserts				
6084TWELSN	3069	3677	3502	4132
6096TWELSN	3104	3779	3599	4298
60120TWELSN	3251	4062	3869	4711
60144TWELSN	3320	4264	4061	5043
60168TWELSN	3466	4548	4331	5456
60192TWELSN	3612	4831	4601	5870
60228TWELSN	3716	5135	4890	6368
Base with white decorative inserts				
6084TWELPB	3069	3677	3502	4132
6096TWELPB	3104	3779	3599	4298
60120TWELPB	3251	4062	3869	4711
60144TWELPB	3320	4264	4061	5043
60168TWELPB	3466	4548	4331	5456
60192TWELPB	3612	4831	4601	5870
60228TWELPB	3716	5135	4890	6368
Base with chrome decorative inserts				
6084TWELCHR	4190	4798	4623	5252
6096TWELCHR	4225	4899	4719	5419
60120TWELCHR	4370	5181	4988	5830
60144TWELCHR	4440	5385	5182	6164
60168TWELCHR	4587	5669	5452	6577
60192TWELCHR	4732	5951	5721	6989
60228TWELCHR	4837	6256	6011	7488

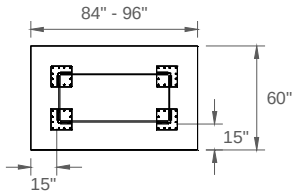

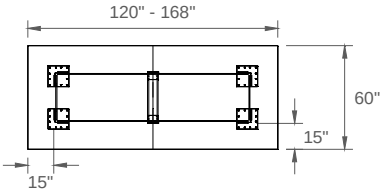

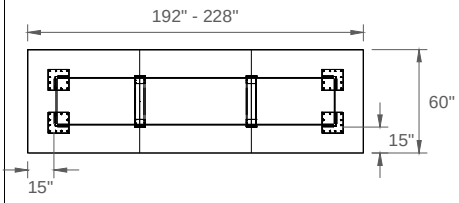

Option: Power/data centre(s)*

MH1	MH2
2 electrical + 2 data	3 electrical + 4 data

Positioning of power/data centres

L Ⓒ R | Ⓛ C R | L C Ⓡ | Ⓛ C Ⓡ

HOW TO ORDER?

C _ _ _ (SERIES) → (A B) T (CODE) → WELSN *(Satin nickel - Std)* / WELPB *(White)* / WELCHR *(Chrome)* (BASE TYPE) → * MH1SN / MH2SN (*OPTIONAL* Power/data) → H / V *(Orientation)* — C / L / R / LR *(Location)* *Specify with MH option only*

Notes		See
Knife edge	For a surface with a knife edge, replace code (CS) with (CSZ) and code (CSL) with (CSZL) / Add $21 list per square foot (List price = Maximum depth x Maximum width ÷ 144 x $21 sq. ft.)	
Base	Choice of metal finishes: - Satin nickel (SN) - White (PB) - Chrome (CHR)	

*Specify positioning (C, L, R or LR) and orientation (H = Horizontal and V = Vertical) of power/data centres at end of code

Access doors:	Wellington tables that are 120" or longer have one or more middle bases equipped with removable panels that provide access to electrical wiring

HOWARD TELECONFERENCE TABLES

MANUFACTURING STANDARD: Surfaces 144" and 168" are in 3 sections, and surfaces 192" or more are 4 sections / Laminate base with metal corners / Reverse wood grain on surfaces

Teleconference table / Width 72"

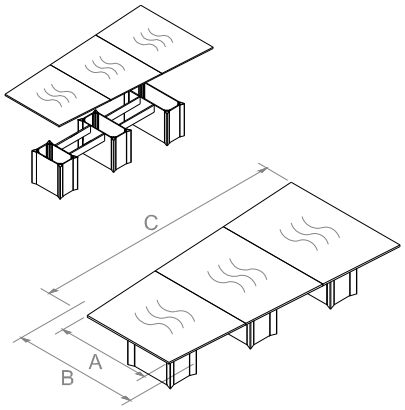

Direction of wood grain

CODE	CS	CSL	CG	CGL
	1" surface		*1-5/8" surface*	
A B C	*tfl*	*hpl*	*tfl*	*hpl*
Base with satin nickel inserts				
5472144TFHOWSN	2848	3925	3738	4859
5472168TFHOWSN	2923	4159	3961	5250
Base with white inserts				
5472144TFHOWPB	2848	3925	3738	4859
5472168TFHOWPB	2923	4159	3961	5250
Base with chrome inserts				
5472144TFHOWCHR	3840	4917	4730	5851
5472168TFHOWCHR	3915	5151	4953	6242

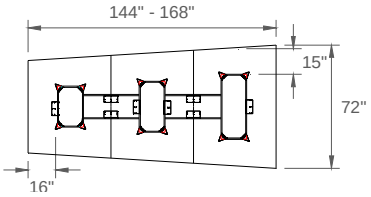

Teleconference table / Width 78"

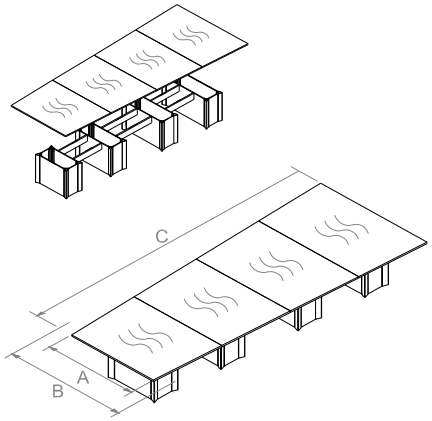

Direction of wood grain

Base with satin nickel inserts				
6078192TFHOWSN	3087	4591	4372	5941
6078216TFHOWSN	3480	5172	4926	6692
Base with white inserts				
6078192TFHOWPB	3087	4591	4372	5941
6078216TFHOWPB	3480	5172	4926	6692
Base with chrome inserts				
6078192TFHOWCHR	4079	5583	5364	6933
6078216TFHOWCHR	4803	6495	6249	8014

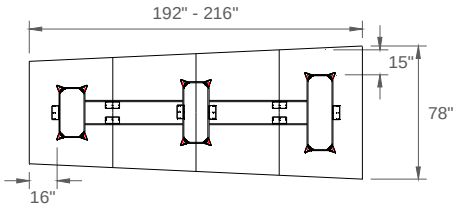

Option: Power/data centre(s)*

MH1	MH2
2 electrical + 2 data	3 electrical + 4 data

Positioning of power/data centres

HOW TO ORDER?

C _ _ _ (SERIES) → (A B C) TF (CODE) → HOWSN *(Satin nickel - Std)* / HOWPB *(White)* / HOWCHR *(Chrome)* (BASE TYPE) → **AD (*OPTIONAL* Access door) → * MH1SN / MH2SN (*OPTIONAL* Power/data) → H / V *(Orientation)* — C / L / R / LR *(Location)* *Specify with MH option only*

Notes				See
Base	Choice of metal finishes:	- Satin nickel (SN)	- White (PB)	- Chrome (CHR)

*Specify positioning (C, L, R or LR) and orientation (H = Horizontal and V = Vertical) of power/data centres at end of code

Access doors: To add one or more access doors to the base(s) of a conference table, add code (AD) / Add $191 list per access door

HOWARD TABLES WITH RACETRACK SURFACE

MANUFACTURING STANDARD: Surfaces longer than 96" are in 2 sections /
Laminate base with metal corners

Conference table / Width 48"

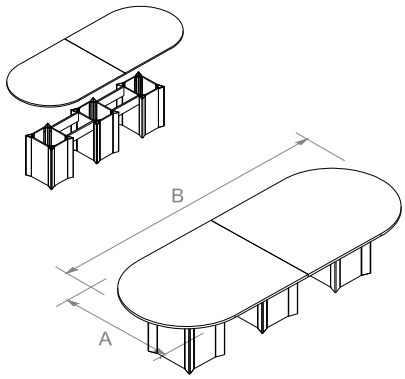

	1" surface		1-5/8" surface	
CODE	CS	CSL	CG	CGL
A B	*tfl*	*hpl*	*tfl*	*hpl*
Base with satin nickel inserts				
4884RTHOWSN	2036	2501	2382	2864
4896RTHOWSN	2066	2585	2462	3000
48120RTHOWSN	2788	3447	3283	3966
48144RTHOWSN	2847	3612	3440	4235
Base with white inserts				
4884RTHOWPB	2036	2501	2382	2864
4896RTHOWPB	2066	2585	2462	3000
48120RTHOWPB	2788	3447	3283	3966
48144RTHOWPB	2847	3612	3440	4235
Base with chrome inserts				
4884RTHOWCHR	2698	3163	3044	3526
4896RTHOWCHR	2727	3246	3123	3661
48120RTHOWCHR	3780	4439	4275	4958
48144RTHOWCHR	3839	4604	4432	5227

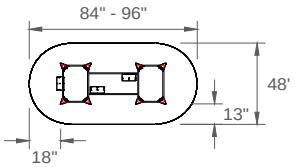

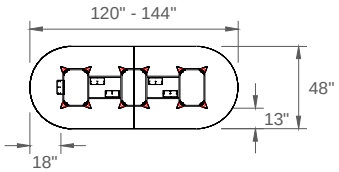

Option: Power/data centre(s)*



MH1	MH2
2 electrical + 2 data	3 electrical + 4 data

Positioning of power/data centres

HOW TO ORDER?

C _ _ _ (SERIES) → (A B) RT (CODE) → HOWSN *(Satin nickel - Std)* / HOWPB *(White)* / HOWCHR *(Chrome)* (BASE TYPE) → **AD (*OPTIONAL* Access door) → * MH1SN / MH2SN (*OPTIONAL* Power/data) → H / V *(Orientation)* — C / L / R / LR *(Location)* *Specify with MH option only*

Notes **See**

Base	Choice of metal finishes:	- Satin nickel (SN)	- White (PB)	- Chrome (CHR)

*Specify positioning (C, L, R or LR) and orientation (H = Horizontal and V = Vertical) of power/data centres at end of code

Access doors: To add one or more access doors to the base(s) of a conference table, add code (AD) / Add $191 list per access door

HOWARD TABLES WITH RACETRACK SURFACE

MANUFACTURING STANDARD: Surfaces longer than 96" are in 2 sections /
Laminate base with metal corners

Conference table / Width 54"

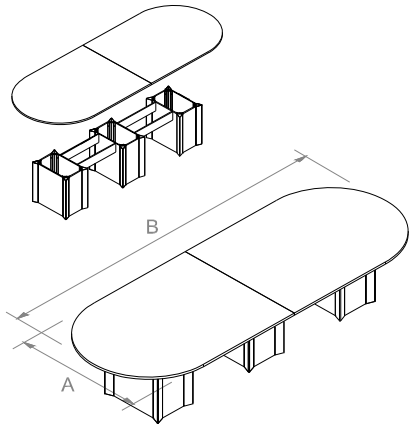

	1" surface		1-5/8" surface	
CODE	CS	CSL	CG	CGL
A B	*tfl*	*hpl*	*tfl*	*hpl*
Base with satin nickel inserts				
54120RTHOWSN	2844	3570	3400	4154
54144RTHOWSN	2910	3756	3577	4457
54168RTHOWSN	2975	3941	3753	4759
Base with white inserts				
54120RTHOWPB	2844	3570	3400	4154
54144RTHOWPB	2910	3756	3577	4457
54168RTHOWPB	2975	3941	3753	4759
Base with chrome inserts				
54120RTHOWCHR	3836	4562	4392	5146
54144RTHOWCHR	3902	4748	4569	5449
54168RTHOWCHR	3967	4933	4745	5751

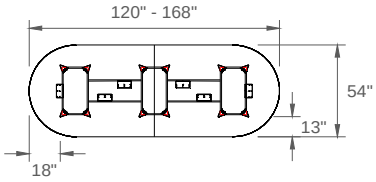

Conference table / Width 60"

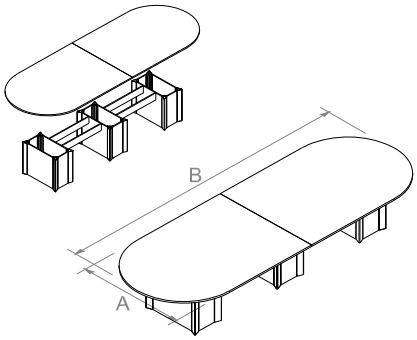

Base with satin nickel inserts				
60168RTHOWSN	2986	4044	3851	4952
Base with white inserts				
60168RTHOWPB	2986	4044	3851	4952
Base with chrome inserts				
60168RTHOWCHR	3978	5036	4843	5944

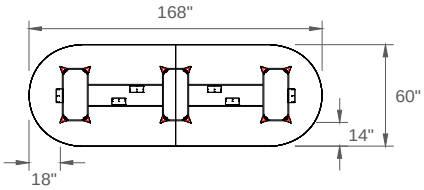

Option: Power/data centre(s)*

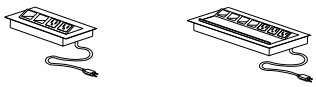

MH1	MH2
2 electrical + 2 data	3 electrical + 4 data

Positioning of power/data centres

HOW TO ORDER?

C _ _ _ (SERIES) → (A B) RT (CODE) → HOWSN *(Satin nickel - Std)* / HOWPB *(White)* / HOWCHR *(Chrome)* (BASE TYPE) → **AD (*OPTIONAL* Access door) → * MH1SN / MH2SN (*OPTIONAL* Power/data) → H / V *(Orientation)* — C / L / R / LR *(Location)* *Specify with MH option only*

Notes				See
Base	Choice of metal finishes:	- Satin nickel (SN)	- White (PB)	- Chrome (CHR)

*Specify positioning (C, L, R or LR) and orientation (H = Horizontal and V = Vertical) of power/data centres at end of code

Access doors: To add one or more access doors to the base(s) of a conference table, add code (AD) / Add $197 list per access door

HOWARD TABLES WITH ROUNDED BOAT SHAPE SURFACE

MANUFACTURING STANDARD: Surfaces longer than 96" are in 2 sections /
Laminate base with metal corners

Conference table / Width 48"

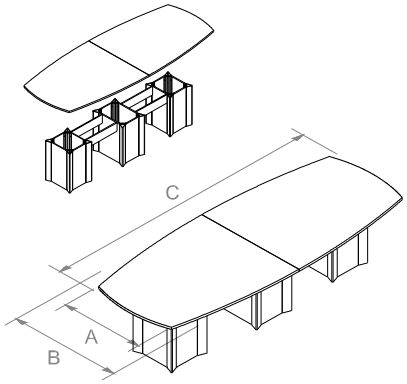

	1" surface		1-5/8" surface	
CODE	CS	CSL	CG	CGL
A B C	*tfl*	*hpl*	*tfl*	*hpl*
Base with satin nickel inserts				
364884BTRHOWSN	2035	2500	2381	2863
364896BTRHOWSN	2065	2584	2461	2999
3648120BTRHOWSN	2792	3451	3287	3970
3648144BTRHOWSN	2813	3537	3369	4121
Base with white inserts				
364884BTRHOWPB	2035	2500	2381	2863
364896BTRHOWPB	2065	2584	2461	2999
3648120BTRHOWPB	2792	3451	3287	3970
3648144BTRHOWPB	2813	3537	3369	4121
Base with chrome inserts				
364884BTRHOWCHR	2697	3162	3043	3525
364896BTRHOWCHR	2726	3245	3122	3660
3648120BTRHOWCHR	3784	4443	4279	4962
3648144BTRHOWCHR	3844	4605	4437	5227

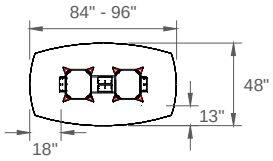

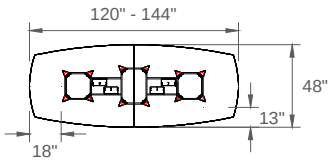

Option: Power/data centre(s)*

MH1	MH2
2 electrical + 2 data	3 electrical + 4 data

Positioning of power/data centres

HOW TO ORDER?

C _ _ _ (SERIES) → (A B C) BTR (CODE) → HOWSN *(Satin nickel - Std)* / HOWPB *(White)* / HOWCHR *(Chrome)* (BASE TYPE) → **AD (*OPTIONAL* Access door) → * MH1SN / MH2SN (*OPTIONAL* Power/data) → H / V *(Orientation)* — C / L / R / LR *(Location)* *Specify with MH option only*

Notes				See
Base	Choice of metal finishes:	- Satin nickel (SN)	- White (PB)	- Chrome (CHR)

*Specify positioning (C, L, R or LR) and orientation (H = Horizontal and V = Vertical) of power/data centres at end of code

Access doors: To add one or more access doors to the base(s) of a conference table, add code (AD) / Add $197 list per access door

HOWARD TABLES WITH ROUNDED BOAT SHAPE SURFACE

MANUFACTURING STANDARD: Surfaces longer than 96" are in 2 sections /
Laminate base with metal corners

Conference table / Width 54"

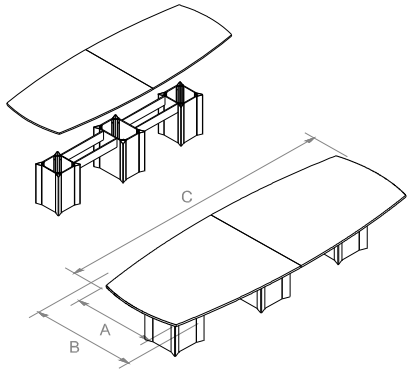

CODE	CS	CSL	CG	CGL
	1" surface		*1-5/8" surface*	
A B C	*tfl*	*hpl*	*tfl*	*hpl*
Base with satin nickel inserts				
4254120BTRHOWSN	2813	3537	3369	4121
4254144BTRHOWSN	2876	3720	3543	4422
4254168BTRHOWSN	2939	3903	3717	4721
Base with white inserts				
4254120BTRHOWPB	2813	3537	3369	4121
4254144BTRHOWPB	2876	3720	3543	4422
4254168BTRHOWPB	2939	3903	3717	4721
Base with chrome inserts				
4254120BTRHOWCHR	3805	4529	4361	5113
4254144BTRHOWCHR	3868	4712	4535	5414
4254168BTRHOWCHR	3930	4895	4709	5713

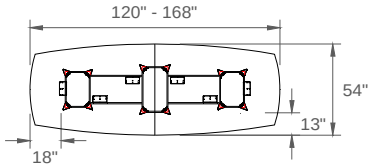

Conference table / Width 60"

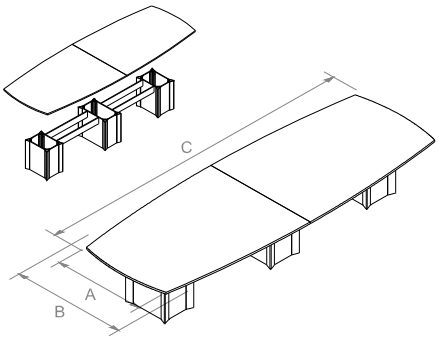

Base with satin nickel inserts				
4860168BTRHOWSN	3011	4070	3876	4978
Base with white inserts				
4860168BTRHOWPB	3011	4070	3876	4978
Base with chrome inserts				
4860168BTRHOWCHR	4003	5062	4868	5970

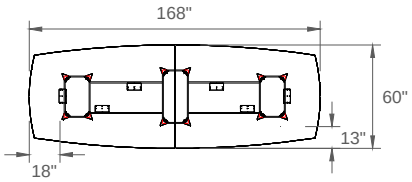

Option: Power/data centre(s)*

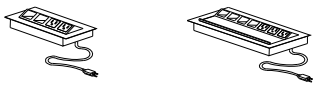

MH1	MH2
2 electrical + 2 data	3 electrical + 4 data

Positioning of power/data centres

HOW TO ORDER?

C _ _ _ (SERIES) → (A B C) BTR (CODE) → HOWSN *(Satin nickel - Std)* / HOWPB *(White)* / HOWCHR *(Chrome)* (BASE TYPE) → **AD (*OPTIONAL* Access door) → * MH1SN / MH2SN (*OPTIONAL* Power/data) → H / V *(Orientation)* — C / L / R / LR *(Location)* (*Specify with MH option only*)

Notes				See
Base	Choice of metal finishes:	- Satin nickel (SN)	- White (PB)	- Chrome (CHR)

*Specify positioning (C, L, R or LR) and orientation (H = Horizontal and V = Vertical) of power/data centres at end of code

Access doors: To add one or more access doors to the base(s) of a conference table, add code (AD) / Add $197 list per access door

HOWARD TABLES WITH RECTANGULAR SURFACE

MANUFACTURING STANDARD: Surfaces longer than 96" are in 2 sections /
Laminate base with metal corners

Conference table / Width 48"

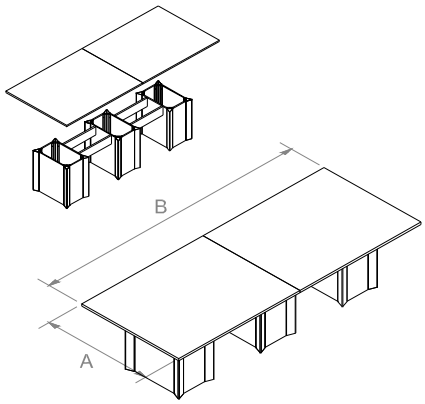

	1" surface		1-5/8" surface	
CODE	CS	CSL	CG	CGL
A B	*tfl*	*hpl*	*tfl*	*hpl*
Base with satin nickel inserts				
4884THOWSN	2010	2474	2356	2837
4896THOWSN	2040	2558	2436	2973
48120THOWSN	2716	3372	3211	3890
48144THOWSN	2777	3539	3370	4161
Base with white inserts				
4884THOWPB	2010	2474	2356	2837
4896THOWPB	2040	2558	2436	2973
48120THOWPB	2716	3372	3211	3890
48144THOWPB	2777	3539	3370	4161
Base with chrome inserts				
4884THOWCHR	2671	3135	3017	3498
4896THOWCHR	2702	3219	3097	3635
48120THOWCHR	3708	4363	4202	4882
48144THOWCHR	3769	4531	4362	5153

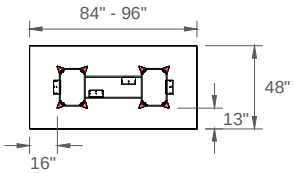

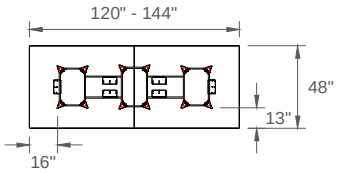

Option: Power/data centre(s)*

MH1	MH2
2 electrical + 2 data	3 electrical + 4 data

Positioning of power/data centres

L Ⓒ R | Ⓛ C R | L C Ⓡ | Ⓛ C Ⓡ

HOW TO ORDER?

C _ _ _ (SERIES) → (A B) T (CODE) → HOWSN *(Satin nickel - Std)* / HOWPB *(White)* / HOWCHR *(Chrome)* (BASE TYPE) → **AD (*OPTIONAL* Access door) → * MH1SN / MH2SN (*OPTIONAL* Power/data) → H / V *(Orientation)* — C / L / R / LR *(Location)* *Specify with MH option only*

Notes		See
Knife edge	For a surface with a knife edge, replace code (CS) with (CSZ) and code (CSL) with (CSZL) / Add $21 list per square foot (List price = Maximum depth x Maximum width ÷ 144 x $21 sq. ft.)	
Base	Choice of metal finishes: - Satin nickel (SN) - White (PB) - Chrome (CHR)	

*Specify positioning (C, L, R or LR) and orientation (H = Horizontal and V = Vertical) of power/data centres at end of code

Access doors: To add one or more access doors to the base(s) of a conference table, add code (AD) / Add $197 list per access door

HOWARD TABLES WITH RECTANGULAR SURFACE

MANUFACTURING STANDARD: Surfaces longer than 96" are in 2 sections /
Laminate base with metal corners

Conference table / Width 54"

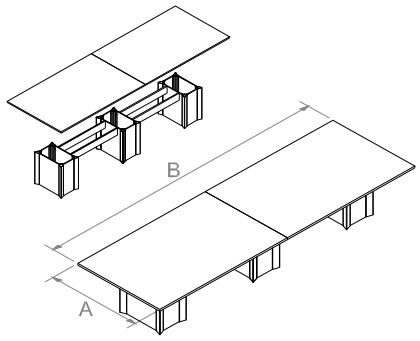

CODE	CS	CSL	CG	CGL
	1" surface		*1-5/8" surface*	
A B	*tfl*	*hpl*	*tfl*	*hpl*
Base with satin nickel inserts				
54120THOWSN	2740	3461	3296	4045
54144THOWSN	2804	3645	3471	4346
54168THOWSN	2869	3829	3647	4647
Base with white inserts				
54120THOWPB	2740	3461	3296	4045
54144THOWPB	2804	3645	3471	4346
54168THOWPB	2869	3829	3647	4647
Base with chrome inserts				
54120THOWCHR	3732	4453	4288	5037
54144THOWCHR	3796	4637	4463	5337
54168THOWCHR	3861	4822	4640	5640

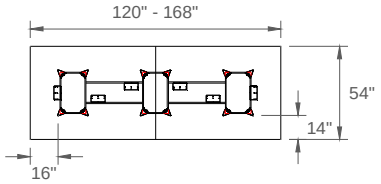

Conference table / Width 60"

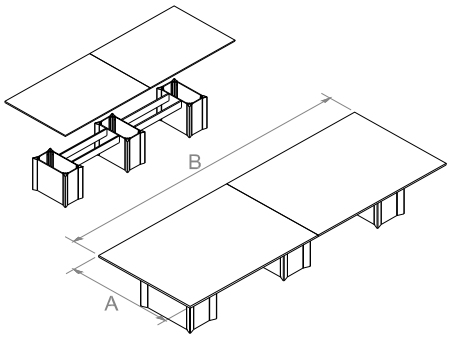

Base with satin nickel inserts				
60168THOWSN	2939	3994	3804	4902
Base with white inserts				
60168THOWPB	2939	3994	3804	4902
Base with chrome inserts				
60168THOWCHR	3930	4986	4796	5894

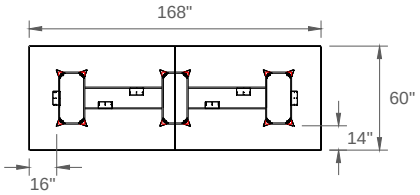

Option: Power/data centre(s)*

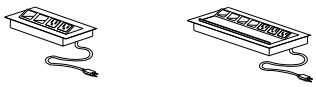

MH1	MH2
2 electrical + 2 data	3 electrical + 4 data

Positioning of power/data centres

L Ⓒ R | Ⓛ C R | L C Ⓡ | Ⓛ C Ⓡ

HOW TO ORDER?

C _ _ _ (SERIES) → (A B) T (CODE) → HOWSN *(Satin nickel - Std)* / HOWPB *(White)* / HOWCHR *(Chrome)* (BASE TYPE) → **AD (*OPTIONAL* Access door) → * MH1SN / MH2SN (*OPTIONAL* Power/data) → H / V *(Orientation)* — C / L / R / LR *(Location)* — *Specify with MH option only*

Notes		See
Knife edge	For a surface with a knife edge, replace code (CS) with (CSZ) and code (CSL) with (CSZL) / Add $21 list per square foot (List price = Maximum depth x Maximum width ÷ 144 x $21 sq. ft.)	
Base	Choice of metal finishes: - Satin nickel (SN) - White (PB) - Chrome (CHR)	

*Specify positioning (C, L, R or LR) and orientation (H = Horizontal and V = Vertical) of power/data centres at end of code

Access doors: To add one or more access doors to the base(s) of a conference table, add code (AD) / Add $197 list per access door

TELECONFERENCE TABLES WITH RECTANGULAR BASES

MANUFACTURING STANDARD: Surfaces 144" and 168" are 3 sections, and surfaces 192" long or more are 4 sections / Laminate base / Reverse wood grain on surfaces

		1" surface		*1-5/8" surface*	
	CODE	**CS**	**CSL**	**CG**	**CGL**
Teleconference table / Width 72"	A B C	*tfl*	*hpl*	*tfl*	*hpl*
	5472144TFRE	2096	3135	2986	4070
	5472168TFRE	2266	3469	3304	4559
Teleconference table / Width 78"	6078192TFRE	2776	4264	4061	5614
	6078216TFRE	3116	4790	4562	6308

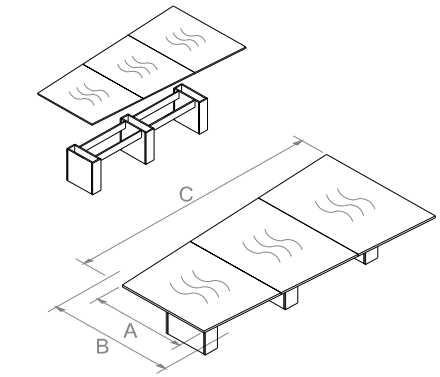

Direction of wood grain

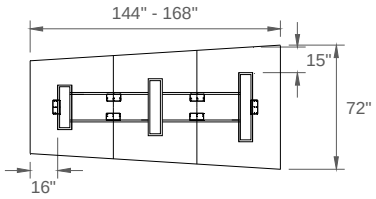

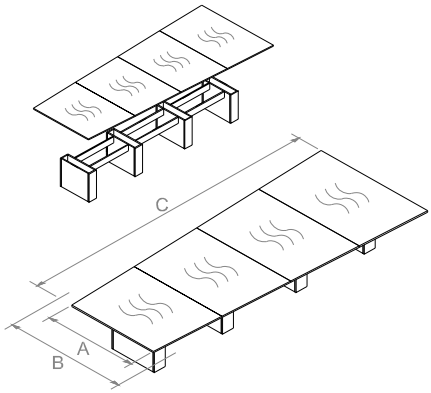

Direction of wood grain

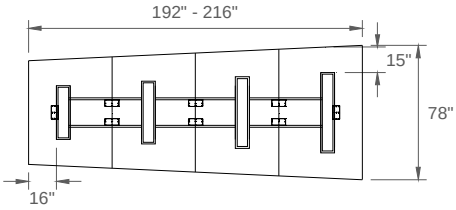

Option: Power/data centre(s)*



MH1	**MH2**
2 electrical + 2 data	3 electrical + 4 data

Positioning of power/data centres

HOW TO ORDER?

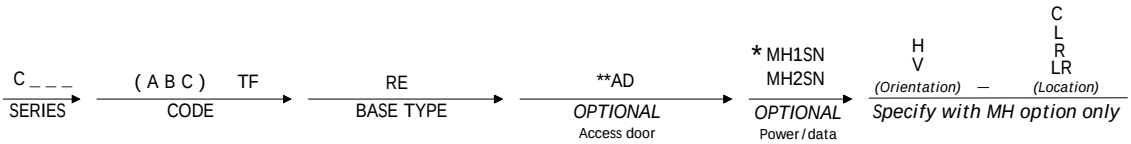

Notes **See**

*Specify positioning (C, L, R or LR) and orientation (H = Horizontal and V = Vertical) of power/data centres at end of code

Access door(s): To add one or more access doors to the base(s) of a conference table, add code (AD) / Add $188 list per access door

TELECONFERENCE TABLES WITH ARROW BASES

MANUFACTURING STANDARD: Surfaces 144" and 168" are 3 sections, and surfaces 192" or more are 4 sections / Laminate base with satin nickel metal corners / Reverse wood grain on surfaces

		1" surface		*1-5/8" surface*	
	CODE	**CS**	**CSL**	**CG**	**CGL**
Teleconference table / Width 72"	A B C	*tfl*	*hpl*	*tfl*	*hpl*
	5472144TFARW	2446	3503	3336	4437
	5472168TFARW	2858	4091	3896	5182

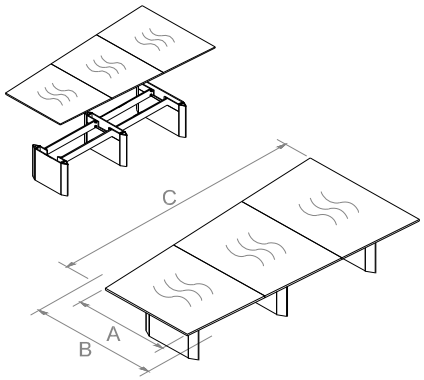

Direction of wood grain

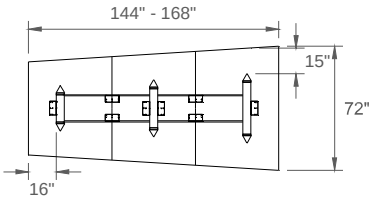

Teleconference table / Width 78"	6078192TFARW	3626	5157	4911	6506
	6078216TFARW	4079	5801	5525	7320

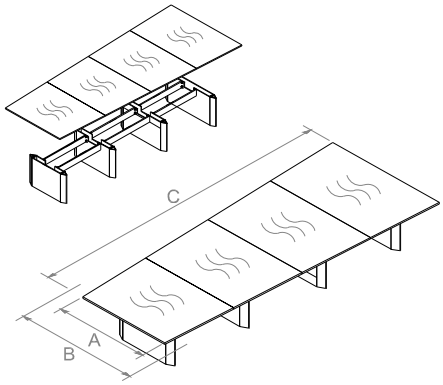

Direction of wood grain

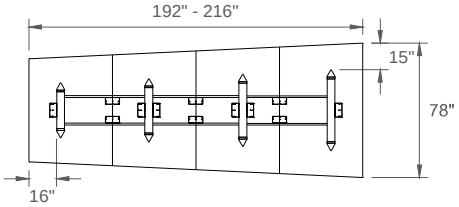

Option: Power/data centre(s)*



MH1	**MH2**
2 electrical + 2 data	3 electrical + 4 data

Positioning of power/data centres

HOW TO ORDER?

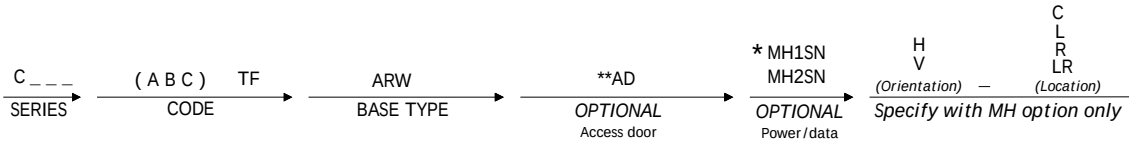

Notes **See**

*Specify positioning (C, L, R or LR) and orientation (H = Horizontal and V = Vertical) of power/data centres at end of code

Access doors: To add one or more access doors to the base(s) of a conference table, add code (AD) / Add $188 list per access door

occasional tables

OCCASIONAL TABLES

MANUFACTURING STANDARD - SURFACE

PREVIEW	COMPONANT	MATERIALS
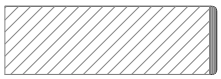	OS 1" TFL surface	Thermofused laminate (TFL) - 1" high-density particle board with 2.5mm PVC edge.
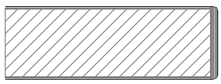	OSL 1" surface with HPL sheet	High pressure laminate (HPL) - 1" high-density particle board, 1/32" HPL sheet on surface, 1/32" balancing sheet under surface (prevents bending) with 2.5mm PVC edge.
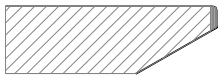	OSZ 1" TFL surface with knife edge	Thermofused laminate (TFL) - 1" high-density particle board with 2.5mm PVC edge.
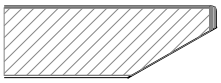	OSZL 1" surface with HPL sheet and knife edge	High pressure laminate (HPL) - 1" high-density particle board, 1/32" HPL sheet on surface, 1/32" balancing sheet under surface (prevents bending) with 2.5mm PVC edge.
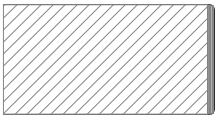	OG 1 5/8" TFL surface	Thermofused laminate (TFL) - 1-5/8" high-densityparticle board with 2.5mm PVC edge.
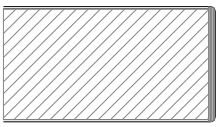	OGL 1 5/8" surface with HPL sheet	High pressure laminate (HPL) - 1-1/2" high-density particle board, 1/32" HPL sheet on surface, 1/32" balancing sheet under surface (prevents bending) with 2.5mm PVC edge.
Note:	Front and back in laminate	Thermofused laminate (TFL) - 5/8" high-density particle board with 2.5mm PVC on showing edge and 0.5mm PVC on non-showing edge.

HATLEY TABLES

MANUFACTURING STANDARD: 29" high / Chrome tapered leg with wooden inserts that match surface finish / Black support bar (BST) included for tables 60" or longer

1" surface

	CODE	OS	OSL
Hatley table with rectangular surface	A B	*tfl*	*hpl*
	2430THATCHR	544	636
	2436THATCHR	550	655
	2442THATCHR	556	675
	2448THATCHR	562	694
	2454THATCHR	569	714
	2460THATCHR	575	733
	3036THATCHR	558	684
	3042THATCHR	565	708
	3048THATCHR	573	731
	3054THATCHR	581	756
	3060THATCHR	588	780
Hatley table with elliptical surface	A B		
	2460ELHATCHR	622	783
	2466ELHATCHR	628	802
	2472ELHATCHR	634	822
	3054ELHATCHR	628	805
	3060ELHATCHR	637	831
	3066ELHATCHR	644	855
	3072ELHATCHR	651	878
Hatley table with circular surface	A		
	30TRHATCHR	599	711
	36TRHATCHR	615	762
	42TRHATCHR	633	824
Hatley table with square surface	A		
	30TCHATCHR	548	656
	36TCHATCHR	564	710
	42TCHATCHR	583	771

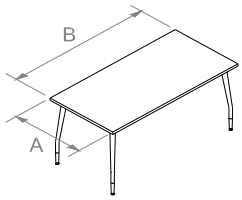

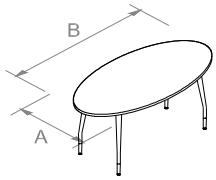

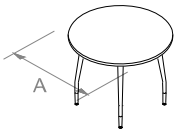

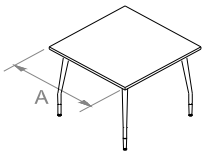

HOW TO ORDER?

O _ _ _ (SERIES) → (A B) THATCHR / ELHATCHR (CODE) → Without caster *(Std)* / WF2 / WF4 *OPTIONAL* Casters

OR

O _ _ _ (SERIES) → (A) TRHATCHR / TCHATCHR (CODE) → Without caster *(Std)* / WF2 / WF4 *OPTIONAL* Casters

Notes	See
Knife edge	For a surface with a knife edge, replace code (OS) with (OSZ) and code (OSL) with (OSZL) / Add $21 list per square foot (List price = Maximum depth x Maximum width ÷ 144 x $21 sq. ft.) *Not available for the elliptical surface
Casters	Optional locking casters. Logiflex will adjust the table to achieve the total desired height. 2 locking casters (WF2) / Add $31 list per caster 4 locking casters (WF4) / Add $31 list per caster

STANSTEAD TABLES

MANUFACTURING STANDARD: 29" high / Black support bar (BST) included for tables 60" or longer / 1-1/2" tubular metal leg

Stanstead table with rectangular surface

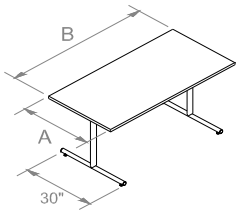

	1" surface		
	CODE	**OS**	**OSL**
	A B	*tfl*	*hpl*
	Satin nickel base		
	2436TSTA224SN	617	726
	2442TSTA224SN	622	744
	2448TSTA224SN	627	762
	2454TSTA224SN	632	781
	2460TSTA224SN	689	854
	White base		
	2436TSTA224PB	617	726
	2442TSTA224PB	622	744
	2448TSTA224PB	627	762
	2454TSTA224PB	632	781
	2460TSTA224PB	689	854
	Chrome base		
	2436TSTA224CHR	971	1099
	2442TSTA224CHR	977	1121
	2448TSTA224CHR	984	1143
	2454TSTA224CHR	990	1166
	2460TSTA224CHR	1061	1256

HOW TO ORDER?

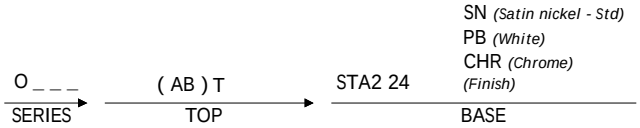

Notes				**See**
Knife edge	For a surface with a knife edge, replace code (OS) with (OSZ) and code (OSL) with (OSZL) / Add $21 list per square foot (List price = Maximum depth x Maximum width ÷ 144 x $21 sq. ft.)			
Bases	Choice of metal finishes:	- Satin nickel (SN)	- White (PB)	- Chrome (CHR)

STANSTEAD TABLES

MANUFACTURING STANDARD: 1-1/2" tubular metal leg with 4-point base

Stanstead table with circular surface

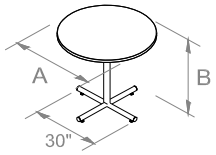

	1" surface		
	CODE	**OS**	**OSL**
	A B	*tfl*	*hpl*
	Satin nickel base		
	24TRSTA424SN20	489	566
	24TRSTA424SN29	495	572
	White base		
	24TRSTA424PB20	489	566
	24TRSTA424PB29	495	572
	Chrome base		
	24TRSTA424CHR20	715	804
	24TRSTA424CHR29	725	814

HOW TO ORDER?

O _ _ _ → (A) TR → STA4 24 SN *(Satin nickel - Std)* PB *(White)* CHR *(Chrome)* *(Finish)* → (B)

SERIES → TOP → BASE → HEIGHT

Notes				**See**
Knife edge	For a surface with a knife edge, replace code (OS) with (OSZ) and code (OSL) with (OSZL) / Add $21 list per square foot (List price = Maximum depth x Maximum width ÷ 144 x $21 sq. ft.)			
Bases	Choice of metal finishes:	- Satin nickel (SN)	- White (PB)	- Chrome (CHR)

STANSTEAD TABLES

MANUFACTURING STANDARD: 1-1/2" tubular metal leg with 4-point base

Stanstead table with square surface

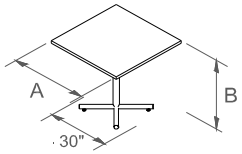

	1" surface		
	CODE	**OS**	**OSL**
	A B	*tfl*	*hpl*
	Satin nickel base		
	24TCSTA424SN20	449	524
	24TCSTA424SN29	455	530
	White base		
	24TCSTA424PB20	449	524
	24TCSTA424PB29	455	530
	Chrome base		
	24TCSTA424CHR20	664	751
	24TCSTA424CHR29	674	760

HOW TO ORDER?

O _ _ _ → SERIES

(A) TC → TOP

STA4 24 SN *(Satin nickel - Std)* PB *(White)* CHR *(Chrome)* *(Finish)* → BASE

(B) → HEIGHT

Notes				**See**
Knife edge	For a surface with a knife edge, replace code (OS) with (OSZ) and code (OSL) with (OSZL) / Add $21 list per square foot (List price = Maximum depth x Maximum width ÷ 144 x $21 sq. ft.)			
Bases	Choice of metal finishes:	- Satin nickel (SN)	- White (PB)	- Chrome (CHR)

ORFORD TABLES

MANUFACTURING STANDARD: 29" high / Black support bar (BST) included for tables 60" or longer / 2-point aluminum base

Orford table with rectangular surface

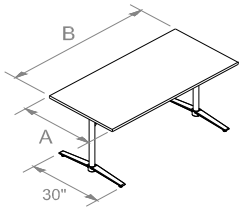

	1" surface		
	CODE	**OS**	**OSL**
	A B	*tfl*	*hpl*
	Satin nickel base		
	3042TORF2SN	1062	1229
	3048TORF2SN	1068	1252
	3054TORF2SN	1074	1274
	3060TORF2SN	1132	1350
	3066TORF2SN	1140	1376
	White base		
	3042TORF2PB	1062	1229
	3048TORF2PB	1068	1252
	3054TORF2PB	1074	1274
	3060TORF2PB	1132	1350
	3066TORF2PB	1140	1376
	Chrome finish		
	3042TORF2CHR	2166	2333
	3048TORF2CHR	2172	2356
	3054TORF2CHR	2178	2379
	3060TORF2CHR	2236	2455
	3066TORF2CHR	2244	2480

HOW TO ORDER?

O _ _ _ → (AB) T → ORF2SN *(Satin nickel - Std)* / ORF2PB *(White)* / ORF2CHR *(Chrome)*

SERIES → TOP → BASE

Notes				**See**
Knife edge	For a surface with a knife edge, replace code (OS) with (OSZ) and code (OSL) with (OSZL) / Add $21 list per square foot (List price = Maximum depth x Maximum width ÷ 144 x $21 sq. ft.)			
Bases	Choice of metal finishes:	- Satin nickel (SN)	- White (PB)	- Chrome (CHR)

ORFORD TABLES

MANUFACTURING STANDARD: 29" high / Black support bar (BST) included for tables 60" or longer / 3-point aluminum base

Orford table with racetrack surface

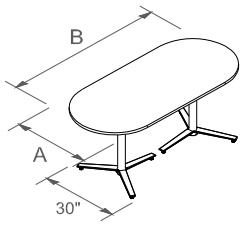

	1" surface		
	CODE	**OS**	**OSL**
	A B	*tfl*	*hpl*
	Satin nickel base		
	3066RTORF3SN	1231	1642
	3072RTORF3SN	1239	1685
	White base		
	3066RTORF3PB	1231	1642
	3072RTORF3PB	1239	1685
	Chrome base		
	3066RTORF3CHR	2451	2863
	3072RTORF3CHR	2462	2928

HOW TO ORDER?

O _ _ _ → SERIES

(AB) RT → TOP

ORF3SN *(Satin nickel - Std)*
ORF3PB *(White)*
ORF3CHR *(Chrome)*
BASE

Notes **See**

Bases Choice of metal finishes: - Satin nickel (SN) - White (PB) - Chrome (CHR)

ORFORD TABLES

MANUFACTURING STANDARD: 20" high / 3-point aluminum base

Orford table with circular surface

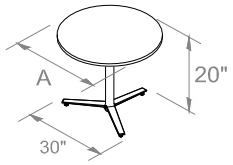

	1" surface		
	CODE	**OS**	**OSL**
	A B	*tfl*	*hpl*
	Satin nickel base		
	30TRORF3SN20	723	840
	32TRORF3SN20	727	857
	White base		
	30TRORF3PB20	723	840
	32TRORF3PB20	727	857
	Chrome base		
	30TRORF3CHR20	1372	1489
	32TRORF3CHR20	1376	1505

HOW TO ORDER?

O _ _ _ (SERIES) → (A) TR (TOP) → ORF3SN *(Satin nickel - Std)* / ORF3PB *(White)* / ORF3CHR *(Chrome)* (BASE) → 20 (HEIGHT)

Notes				**See**
Knife edge	For a surface with a knife edge, replace code (OS) with (OSZ) and code (OSL) with (OSZL) / Add $21 list per square foot (List price = Maximum depth x Maximum width ÷ 144 x $21 sq. ft.)			
Base	Choice of metal finishes:	- Satin nickel (SN)	- White (PB)	- Chrome (CHR)

ORFORD TABLES

MANUFACTURING STANDARD: 4-point aluminum base

Orford table with circular surface

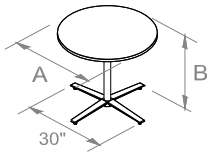

	1" surface		
	CODE	**OS**	**OSL**
	A B	*tfl*	*hpl*
	Satin nickel base		
	30TRORF4SN20	798	920
	32TRORF4SN20	802	935
	30TRORF4SN29	798	920
	White base		
	30TRORF4PB20	798	920
	32TRORF4PB20	802	935
	30TRORF4PB29	798	920
	Chrome base		
	30TRORF4CHR20	1582	1703
	32TRORF4CHR20	1586	1719
	30TRORF4CHR29	1582	1703

HOW TO ORDER?

O _ _ _ → (A) TR → ORF4SN *(Satin nickel - Std)* / ORF4PB *(White)* / ORF4CHR *(Chrome)* → (B)

SERIES → TOP → BASE → HEIGHT

Notes				**See**
Knife edge	For a surface with a knife edge, replace code (OS) with (OSZ) and code (OSL) with (OSZL) / Add $21 list per square foot (List price = Maximum depth x Maximum width ÷ 144 x $21 sq. ft.)			
Bases	Choice of metal finishes:	- Satin nickel (SN)	- White (PB)	- Chrome (CHR)

ORFORD TABLES

MANUFACTURING STANDARD: 4-point aluminum base

Orford table with square surface

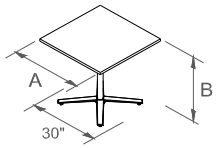

	1" surface		
	CODE	**OS**	**OSL**
	A B	*tfl*	*hpl*
	Satin nickel base		
	24TCORF4SN20	703	828
	30TCORF4SN20	758	877
	24TCORF4SN29	726	853
	White base		
	24TCORF4PB20	703	828
	30TCORF4PB20	758	877
	24TCORF4PB29	726	853
	Chrome base		
	24TCORF4CHR20	1442	1566
	30TCORF4CHR20	1542	1661
	24TCORF4CHR29	1465	1591

HOW TO ORDER?

O _ _ _ (SERIES) → (A) TC (TOP) → ORF4SN *(Satin nickel - Std)* / ORF4PB *(White)* / ORF4CHR *(Chrome)* (BASE) → (B) (HEIGHT)

Notes				**See**
Knife edge	For a surface with a knife edge, replace code (OS) with (OSZ) and code (OSL) with (OSZL) / Add $21 list per square foot (List price = Maximum depth x Maximum width ÷ 144 x $21 sq. ft.)			
Bases	Choice of metal finishes:	- Satin nickel (SN)	- White (PB)	- Chrome (CHR)

MAGOG TABLES

MANUFACTURING STANDARD: 29" high / Black support bar (BST) included for tables 60" or longer / 24" circular base with metal glides

Magog table with racetrack surface

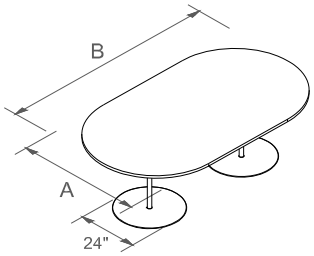

	1" surface		*1-5/8" surface*	
CODE	**OS**	**OSL**	**OG**	**OGL**
A B	*tfl*	*hpl*	*tfl*	*hpl*
Satin nickel base				
3672RTMAGSN	1169	1462	1392	1695
3684RTMAGSN	1182	1514	1442	1787
3692RTMAGSN	1192	1550	1476	1848
4272RTMAGSN	1181	1513	1441	1786
4284RTMAGSN	1198	1576	1501	1894
4292RTMAGSN	1208	1617	1540	1966
White base				
3672RTMAGPB	1169	1462	1392	1695
3684RTMAGPB	1182	1514	1442	1787
3692RTMAGPB	1192	1550	1476	1848
4272RTMAGPB	1181	1513	1441	1786
4284RTMAGPB	1198	1576	1501	1894
4292RTMAGPB	1208	1617	1540	1966
Chrome base				
3672RTMAGCHR	1664	2013	1943	2302
3684RTMAGCHR	1682	2078	2006	2416
3692RTMAGCHR	1693	2123	2049	2492
4272RTMAGCHR	1682	2078	2006	2416
4284RTMAGCHR	1701	2155	2080	2548
4292RTMAGCHR	1714	2205	2128	2637

HOW TO ORDER?

O _ _ _ → SERIES

(AB) RT → TOP

MAGSN *(Satin nickel - Std)*
MAGPB *(White)*
MAGCHR *(Chrome)*
BASE

Notes **See**

Bases Choice of metal finishes: - Satin nickel (SN) - White (PB) - Chrome (CHR)

MAGOG TABLES

MANUFACTURING STANDARD: 24" circular base with metal glides

Magog table with circular surface

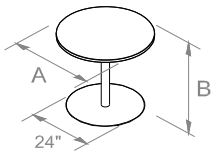

CODE	1" surface		1-5/8" surface	
	OS	**OSL**	**OG**	**OGL**
A B	*tfl*	*hpl*	*tfl*	*hpl*
Satin nickel base				
24TRMAGSN20	653	737	702	790
30TRMAGSN20	664	779	742	860
32TRMAGSN20	668	794	756	886
36TRMAGSN20	677	827	788	944
24TRMAGSN29	658	743	708	795
30TRMAGSN29	668	783	746	864
32TRMAGSN29	673	799	761	891
36TRMAGSN29	682	833	793	949
24TRMAGSN42	668	754	718	805
30TRMAGSN42	680	795	757	876
White base				
24TRMAGPB20	653	737	702	790
30TRMAGPB20	664	779	742	860
32TRMAGPB20	668	794	756	886
36TRMAGPB20	677	827	788	944
24TRMAGPB29	658	743	708	795
30TRMAGPB29	668	783	746	864
32TRMAGPB29	673	799	761	891
36TRMAGPB29	682	833	793	949
24TRMAGPB42	668	754	718	805
30TRMAGPB42	680	795	757	876
Chrome base				
24TRMAGCHR20	918	1015	980	1079
30TRMAGCHR20	932	1066	1029	1167
32TRMAGCHR20	937	1084	1046	1200
36TRMAGCHR20	948	1126	1087	1271
24TRMAGCHR29	925	1022	987	1087
30TRMAGCHR29	938	1072	1035	1173
32TRMAGCHR29	943	1092	1054	1205
36TRMAGCHR29	954	1133	1093	1277
24TRMAGCHR42	937	1035	999	1099
30TRMAGCHR42	952	1087	1049	1186

HOW TO ORDER?

O _ _ _ → SERIES

(A) TR → TOP

MAGSN *(Satin nickel - Std)*
MAGPB *(White)*
MAGCHR *(Chrome)* → BASE

(B) → HEIGHT

Notes				**See**
Knife edge	For a surface with a knife edge, replace code (OS) with (OSZ) and code (OSL) with (OSZL) / Add $21 list per square foot (List price = Maximum depth x Maximum width ÷ 144 x $21 sq. ft.)			
Base	Choice of metal finishes:	- Satin nickel (SN)	- White (PB)	- Chrome (CHR)

MAGOG TABLES

MANUFACTURING STANDARD: 24" circular base with metal glides

Magog table with square surface

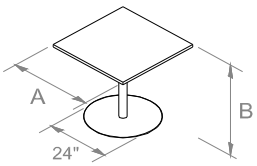

CODE		1" surface		1-5/8" surface	
		OS	**OSL**	**OG**	**OGL**
A	B	*tfl*	*hpl*	*tfl*	*hpl*
Satin nickel base					
24TCMAGSN20		613	695	662	748
30TCMAGSN20		624	736	701	818
32TCMAGSN20		628	752	716	843
24TCMAGSN29		618	700	667	753
30TCMAGSN29		628	741	706	822
32TCMAGSN29		632	757	721	849
24TCMAGSN42		628	712	678	763
30TCMAGSN42		640	753	717	834
White base					
24TCMAGPB20		613	695	662	748
30TCMAGPB20		624	736	701	818
32TCMAGPB20		628	752	716	843
24TCMAGPB29		618	700	667	753
30TCMAGPB29		628	741	706	822
32TCMAGPB29		632	757	721	849
24TCMAGPB42		628	712	678	763
30TCMAGPB42		640	753	717	834
Chrome base					
24TCMAGCHR20		868	963	930	1028
30TCMAGCHR20		882	1014	979	1114
32TCMAGCHR20		887	1033	997	1146
24TCMAGCHR29		874	969	936	1034
30TCMAGCHR29		889	1020	985	1121
32TCMAGCHR29		892	1039	1003	1152
24TCMAGCHR42		887	983	949	1046
30TCMAGCHR42		901	1034	998	1135

HOW TO ORDER?

O _ _ _ (SERIES) → (A) TC (TOP) → MAGSN *(Satin nickel - Std)* / MAGPB *(White)* / MAGCHR *(Chrome)* (BASE) → (B) (HEIGHT)

Notes				**See**
Knife edge	For a surface with a knife edge, replace code (OS) with (OSZ) and code (OSL) with (OSZL) / Add $21 list per square foot (List price = Maximum depth x Maximum width ÷ 144 x $21 sq. ft.)			
Base	Choice of metal finishes:	- Satin nickel (SN)	- White (PB)	- Chrome (CHR)

wall units

WALL UNITS

GENERAL INFORMATION

Logiflex wall units are a versatile combination of laminate frames and panels mounted to existing building walls that helps to create clean and harmonious spaces. This series is suitable for all type of work environments: reception areas, conference or meeting rooms, open spaces, private offices, ...

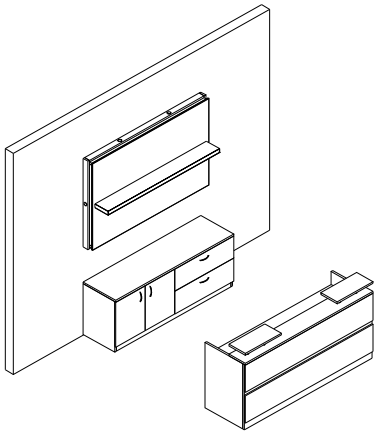

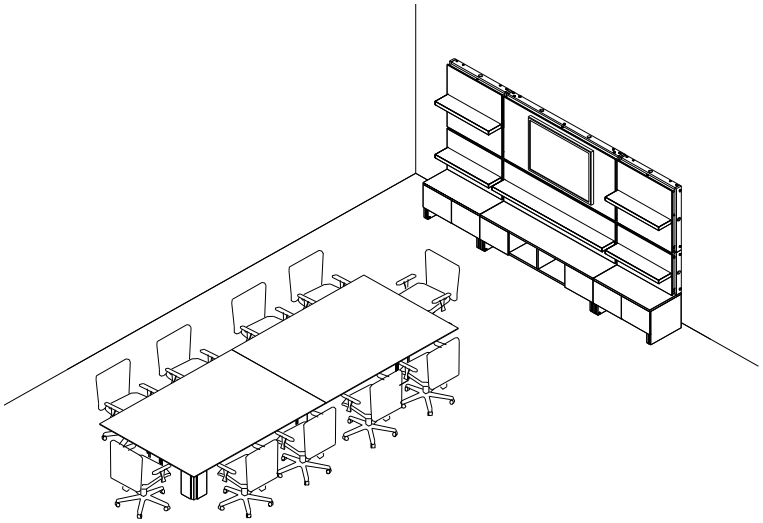

Reception area

Wall unit	WU4872F
Reception station	REC3K
Credenza	2072ARCL

Conference room

Wall units (2x)	WU3636F
Wall unit	WU3672F
Wall units (2x)	WU2436F
Wall unit	WU2472F
Table	CSZ60168TWELCHR
Credenzas (2x)	2036WELCHRCRAR20
Credenza	2072WELCHEARBBAR20
Chair (10x)	1404 with Montana Gypsum White #712 fabric

Offered with or without shelves, the wall units are also available in all laminate finishes proposed by Logiflex. A wide variety of potential configurations are possible: from the single mounted unit to a combination of several units covering an entire wall.

WALL UNITS

RECOMMENDATIONS

Only metal anchors must be used for the wall fixation.

! The purchaser and installer are responsible to ensure application of appropriate attachment methods and hardware for a safe installation that meets the applicable local building codes and laws.

COMPONENTS

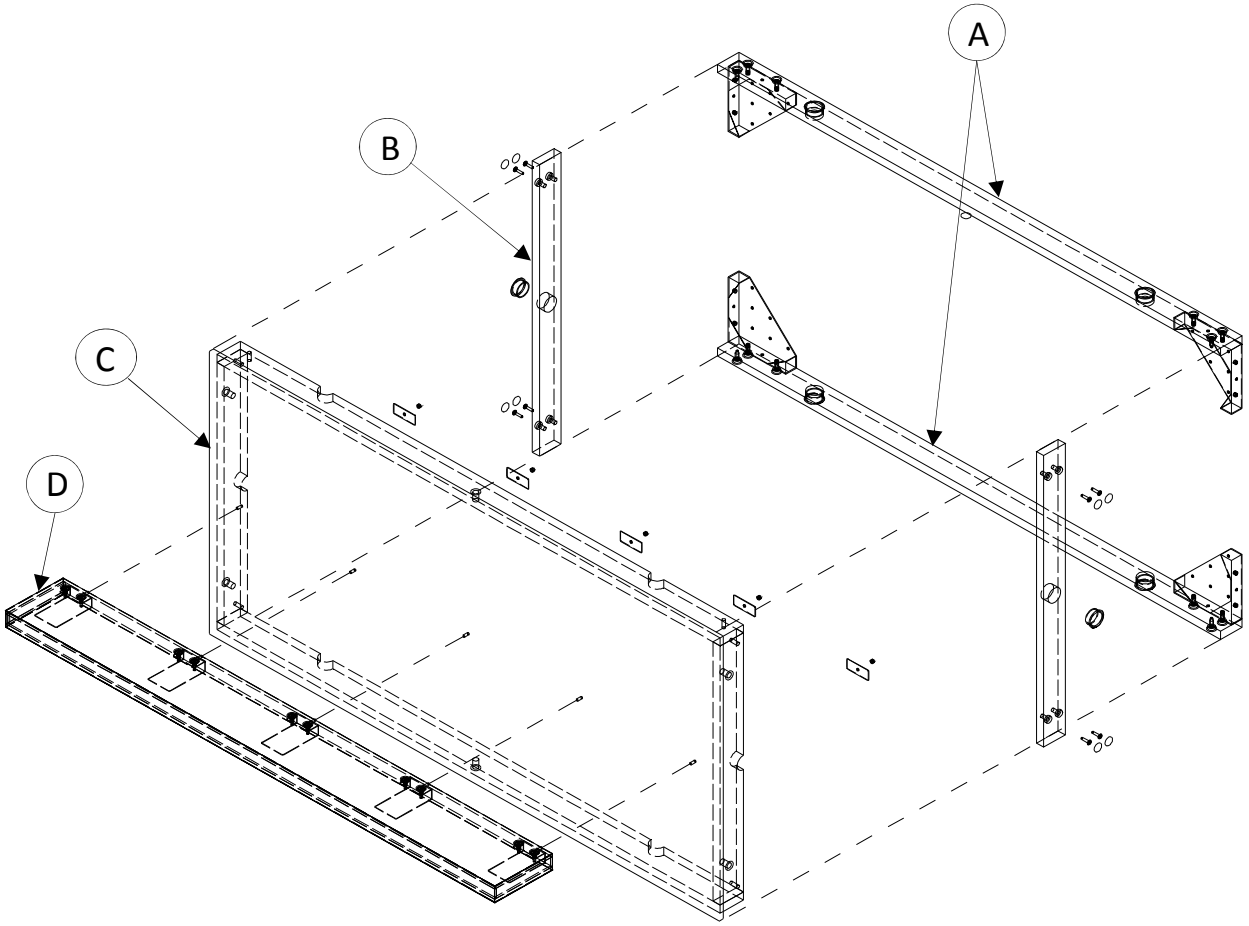

Legend:

A - 1" laminate crossbar with universal metal corners

B - 1" laminate upright

C - 5/8" laminate panel with 1" laminate frame

D - Shelf: 2" lightweight panel with high pressure laminate

WALL UNITS - INDEX

WU (AB)

Wall units

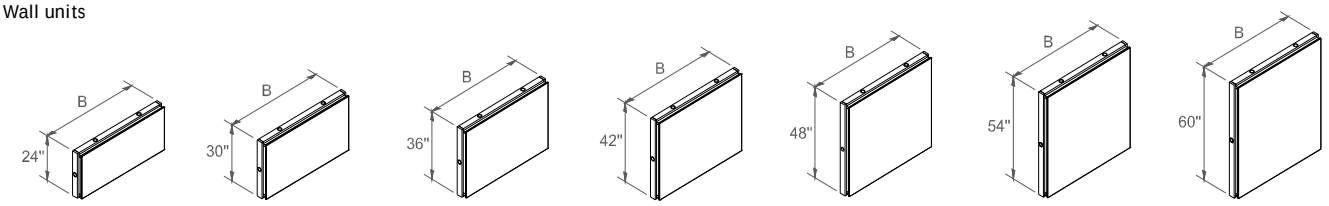

H24" H30" H36" H42" H48" H54" H60"

WU (AB) F

Wall units with 1 full shelf

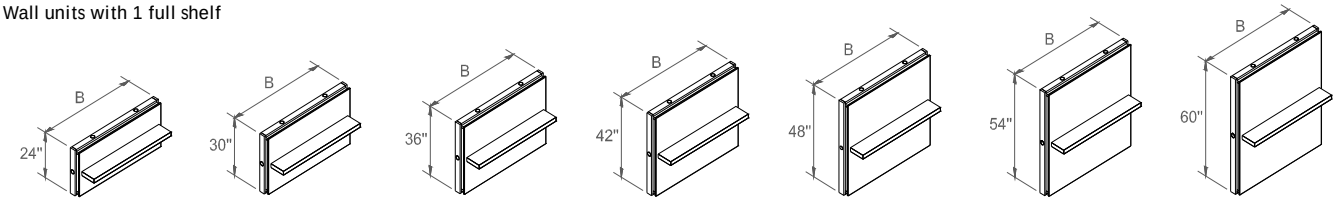

H24" H30" H36" H42" H48" H54" H60"

WU (AB) L

Wall units with 1 shelf on the left

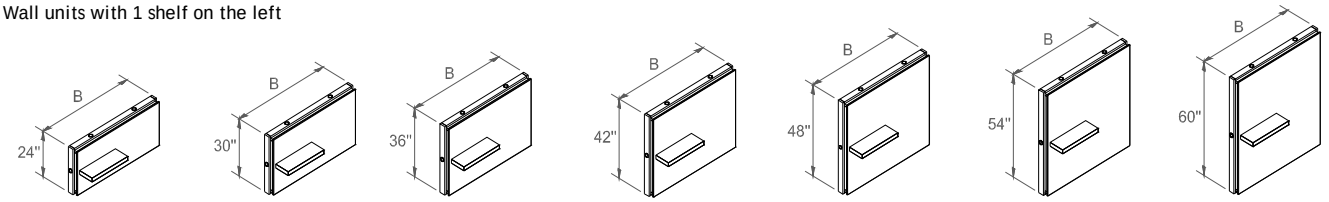

H24" H30" H36" H42" H48" H54" H60"

WU (AB) R

Wall units with 1 shelf on the right

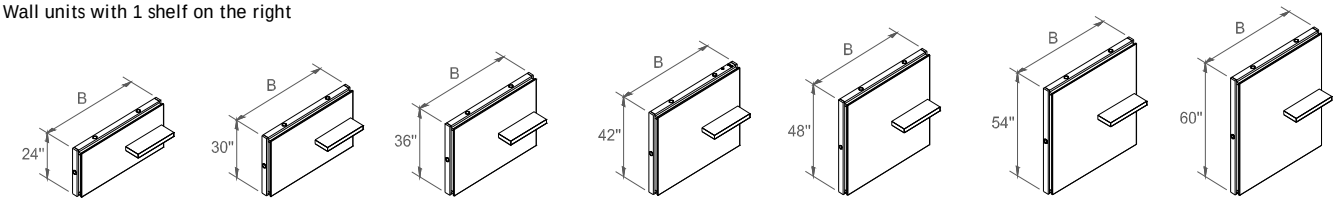

H24" H30" H36" H42" H48" H54" H60"

WU (AB) FF

Wall units with 2 full shelves

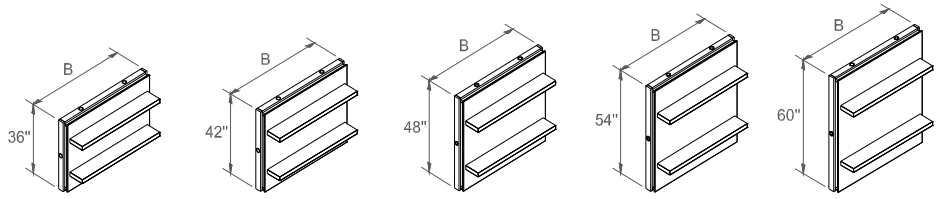

H36" H42" H48" H54" H60"

WALL UNITS

Wall mounted: wall anchors not included

MANUFACTURING STANDARD : Grommets on the perimeter of the frame / Horizontal wood grain

	CODE	
24" high	A B	
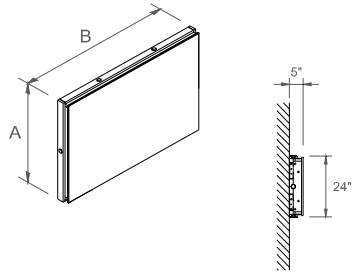	WU2424	504
	WU2430	511
	WU2436	519
	WU2442	527
	WU2448	536
	WU2454	543
	WU2460	551
	WU2466	559
	WU2472	568
30" high	WU3024	511
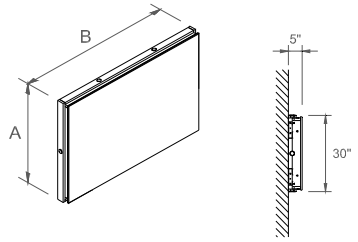	WU3030	520
	WU3036	529
	WU3042	539
	WU3048	548
	WU3054	556
	WU3060	565
	WU3066	575
	WU3072	584
36" high	WU3624	519
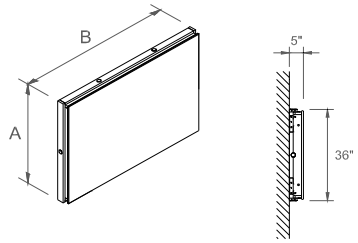	WU3630	529
	WU3636	540
	WU3642	550
	WU3648	559
	WU3654	570
	WU3660	580
	WU3666	590
	WU3672	600
42" high	WU4224	527
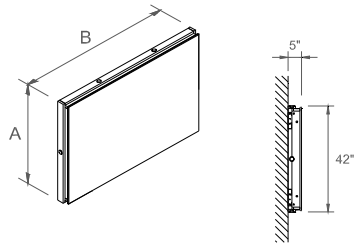	WU4230	539
	WU4236	550
	WU4242	561
	WU4248	572
	WU4254	583
	WU4260	594
	WU4266	606
	WU4272	617

	CODE	
48" high	A B	
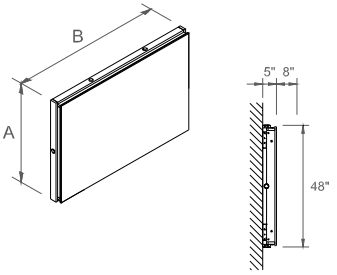	WU4824	536
	WU4830	548
	WU4836	559
	WU4842	572
	WU4848	584
	WU4854	596
	WU4860	609
	WU4866	621
	WU4872	633
54" high	WU5424	543
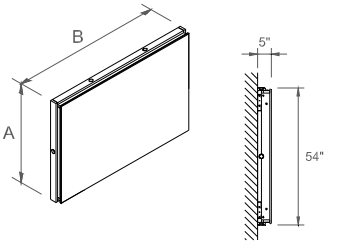	WU5430	556
	WU5436	570
	WU5442	583
	WU5448	596
	WU5454	610
	WU5460	624
	WU5466	638
	WU5472	651
60" high	WU6024	551
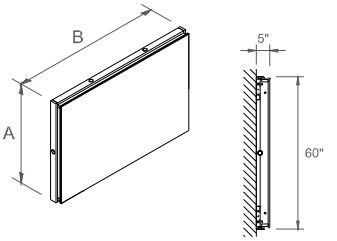	WU6030	565
	WU6036	580
	WU6042	594
	WU6048	609
	WU6054	624
	WU6060	639
	WU6066	653
	WU6072	667

HOW TO ORDER?

WU → (A B)

SERIES → CODE

WALL UNITS WITH 1 FULL SHELF

Wall mounted: wall anchors not included

MANUFACTURING STANDARD : Grommets on the perimeter of the frame / 1 fixed floating shelf 2" thick / Horizontal wood grain

	CODE	
24" high	A B	
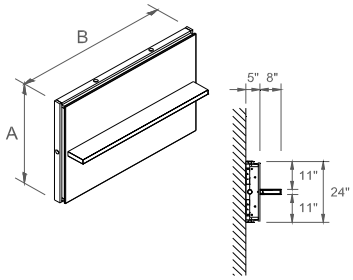	WU2424F	756
	WU2430F	773
	WU2436F	819
	WU2442F	836
	WU2448F	854
	WU2454F	898
	WU2460F	916
	WU2466F	962
	WU2472F	980
30" high	WU3024F	763
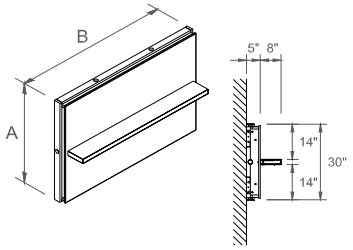	WU3030F	782
	WU3036F	829
	WU3042F	848
	WU3048F	866
	WU3054F	912
	WU3060F	930
	WU3066F	977
	WU3072F	996
36" high	WU3624F	771
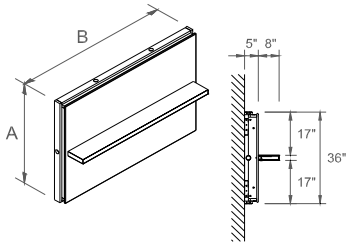	WU3630F	791
	WU3636F	839
	WU3642F	859
	WU3648F	878
	WU3654F	925
	WU3660F	945
	WU3666F	993
	WU3672F	1012
42" high	WU4224F	780
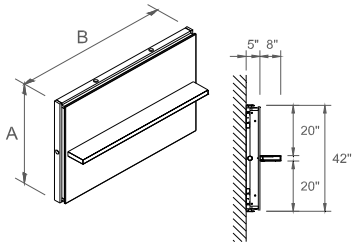	WU4230F	800
	WU4236F	850
	WU4242F	870
	WU4248F	890
	WU4254F	938
	WU4260F	959
	WU4266F	1008
	WU4272F	1029

	CODE	
48" high	A B	
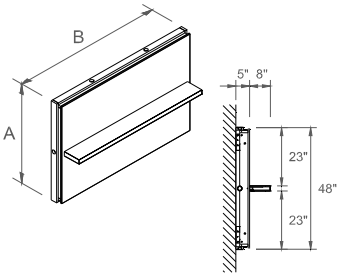	WU4824F	788
	WU4830F	810
	WU4836F	859
	WU4842F	881
	WU4848F	902
	WU4854F	952
	WU4860F	973
	WU4866F	1024
	WU4872F	1045
54" high	WU5424F	795
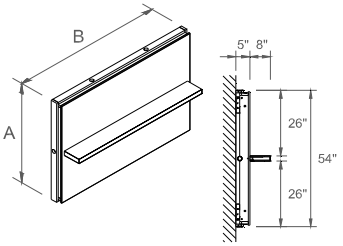	WU5430F	818
	WU5436F	869
	WU5442F	892
	WU5448F	915
	WU5454F	965
	WU5460F	989
	WU5466F	1040
	WU5472F	1063
60" high	WU6024F	803
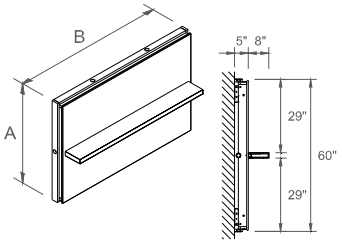	WU6030F	827
	WU6036F	880
	WU6042F	903
	WU6048F	927
	WU6054F	980
	WU6060F	1003
	WU6066F	1056
	WU6072F	1079

Information on the shelf

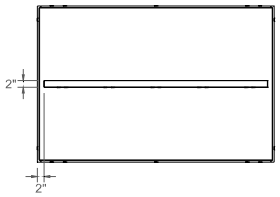

Note:
The width of the shelf is equivalent of the whole width of the wall unit less 2" on the outline

HOW TO ORDER?

WU (SERIES) → (A B) F (CODE)

WALL UNITS WITH 1 LEFT SHELF

Wall mounted: wall anchors not included

MANUFACTURING STANDARD : Grommets on the perimeter of the frame / 1 fixed floating shelf 2" thick / Horizontal wood grain

	CODE	
24" high	A B	
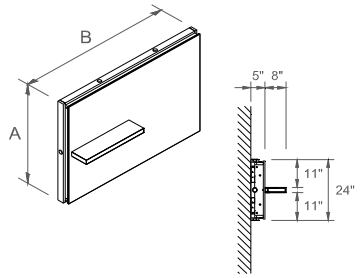	WU2424L	741
	WU2430L	752
	WU2436L	765
	WU2442L	779
	WU2448L	791
	WU2454L	803
	WU2460L	816
	WU2466L	857
	WU2472L	870
30" high	WU3024L	748
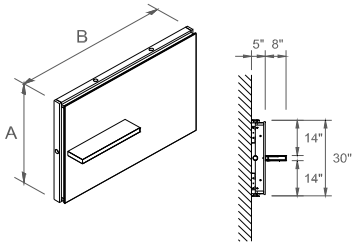	WU3030L	761
	WU3036L	776
	WU3042L	790
	WU3048L	803
	WU3054L	817
	WU3060L	830
	WU3066L	872
	WU3072L	887
36" high	WU3624L	756
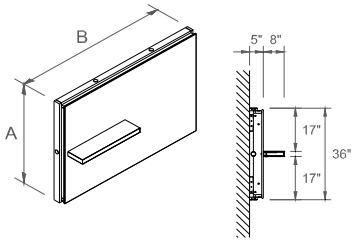	WU3630L	770
	WU3636L	786
	WU3642L	801
	WU3648L	815
	WU3654L	830
	WU3660L	845
	WU3666L	888
	WU3672L	903
42" high	WU4224L	764
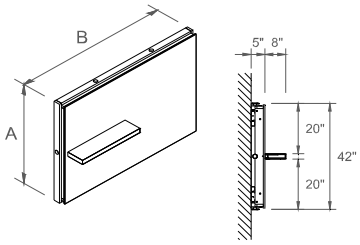	WU4230L	780
	WU4236L	796
	WU4242L	813
	WU4248L	827
	WU4254L	844
	WU4260L	859
	WU4266L	903
	WU4272L	920

	CODE	
48" high	A B	
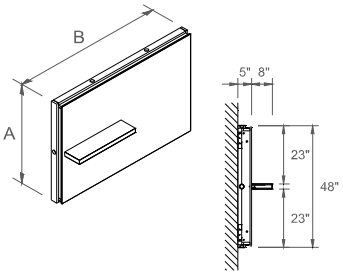	WU4824L	773
	WU4830L	789
	WU4836L	805
	WU4842L	823
	WU4848L	839
	WU4854L	857
	WU4860L	873
	WU4866L	919
	WU4872L	936
54" high	WU5424L	780
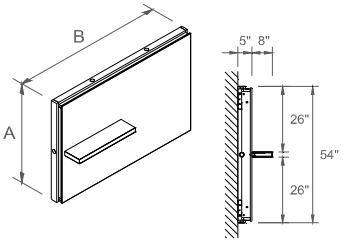	WU5430L	797
	WU5436L	816
	WU5442L	834
	WU5448L	852
	WU5454L	870
	WU5460L	889
	WU5466L	935
	WU5472L	954
60" high	WU6024L	788
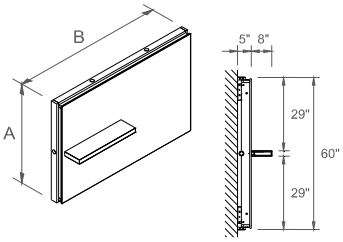	WU6030L	806
	WU6036L	826
	WU6042L	846
	WU6048L	864
	WU6054L	885
	WU6060L	903
	WU6066L	951
	WU6072L	970

Information on the shelf

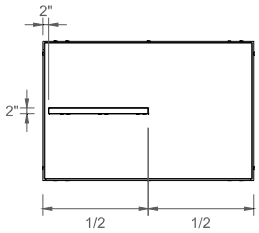

Note:
The width of the shelf is equivalent of half-width of the wall unit less 2" on the outline

HOW TO ORDER?

WU → SERIES

(A B) L — CODE

WALL UNITS WITH 1 RIGHT SHELF

Wall mounted: wall anchors not included

MANUFACTURING STANDARD : Grommets on the perimeter of the frame / 1 fixed floating shelf 2" thick / Horizontal wood grain

	CODE	
24" high	A B	
	WU2424R	741
	WU2430R	752
	WU2436R	765
	WU2442R	779
	WU2448R	791
	WU2454R	803
	WU2460R	816
	WU2466R	857
	WU2472R	870
30" high	WU3024R	748
	WU3030R	761
	WU3036R	776
	WU3042R	790
	WU3048R	803
	WU3054R	817
	WU3060R	830
	WU3066R	872
	WU3072R	887
36" high	WU3624R	756
	WU3630R	770
	WU3636R	786
	WU3642R	801
	WU3648R	815
	WU3654R	830
	WU3660R	845
	WU3666R	888
	WU3672R	903
42" high	WU4224R	764
	WU4230R	780
	WU4236R	796
	WU4242R	813
	WU4248R	827
	WU4254R	844
	WU4260R	859
	WU4266R	903
	WU4272R	920

	CODE	
48" high	A B	
	WU4824R	773
	WU4830R	789
	WU4836R	805
	WU4842R	823
	WU4848R	839
	WU4854R	857
	WU4860R	873
	WU4866R	919
	WU4872R	936
54" high	WU5424R	780
	WU5430R	797
	WU5436R	816
	WU5442R	834
	WU5448R	852
	WU5454R	870
	WU5460R	889
	WU5466R	935
	WU5472R	954
60" high	WU6024R	788
	WU6030R	806
	WU6036R	826
	WU6042R	846
	WU6048R	864
	WU6054R	885
	WU6060R	903
	WU6066R	951
	WU6072R	970

Information on the shelf

Note:
The width of the shelf is equivalent of half-width of the wall unit less 2" on the outline

HOW TO ORDER?

WU (SERIES) → (A B) R (CODE)

WALL UNITS WITH 2 FULL SHELVES

Wall mounted: wall anchors not included

MANUFACTURING STANDARD : Grommets on the perimeter of the frame / 2 fixed floating shelves 2" thick / Horizontal wood grain

36" high

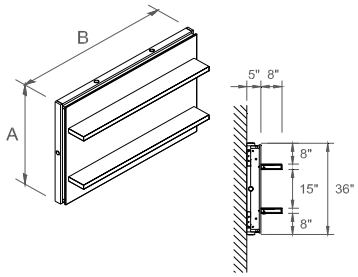

CODE A B	
WU3624FF	1024
WU3630FF	1053
WU3636FF	1139
WU3642FF	1168
WU3648FF	1196
WU3654FF	1280
WU3660FF	1309
WU3666FF	1396
WU3672FF	1424

42" high

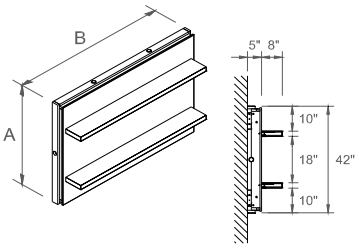

CODE A B	
WU4224FF	1032
WU4230FF	1062
WU4236FF	1149
WU4242FF	1179
WU4248FF	1208
WU4254FF	1294
WU4260FF	1324
WU4266FF	1411
WU4272FF	1441

48" high

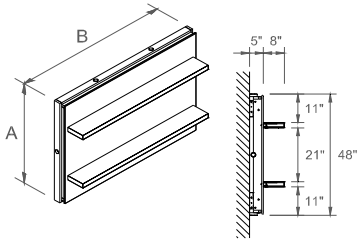

CODE A B	
WU4824FF	1040
WU4830FF	1071
WU4836FF	1159
WU4842FF	1190
WU4848FF	1221
WU4854FF	1307
WU4860FF	1338
WU4866FF	1427
WU4872FF	1457

54" high

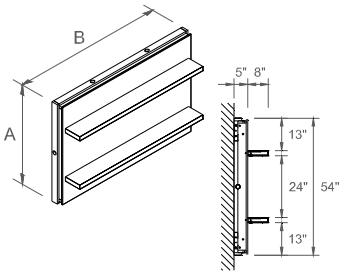

CODE A B	
WU5424FF	1048
WU5430FF	1079
WU5436FF	1169
WU5442FF	1201
WU5448FF	1233
WU5454FF	1320
WU5460FF	1353
WU5466FF	1443
WU5472FF	1475

60" high

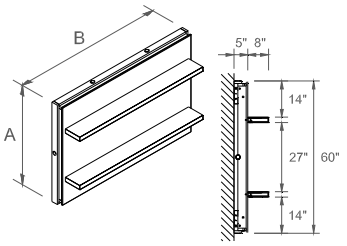

CODE A B	
WU6024FF	1056
WU6030FF	1089
WU6036FF	1179
WU6042FF	1212
WU6048FF	1245
WU6054FF	1307
WU6060FF	1368
WU6066FF	1458
WU6072FF	1491

Information on the shelves

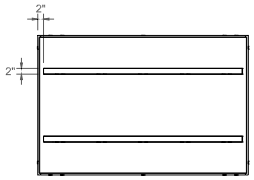

Note:
The width of the shelves is equivalent of the whole width of the wall unit less 2" on the outline

HOW TO ORDER?

WU → (A B) FF

SERIES → CODE