

# SEROTINA PRICE LIST

---

Number 15

effective April 1, 2013

**HARDEN** contract

<b>TERMS</b>	1% 10 days, net 30. All prices FOB, McConnellsville, NY. All prices are subject to change without notice. Possession of this price list does not constitute authority to purchase.
<b>CANCELLATIONS</b>	Unless approved by our office, cancellations will not be accepted on any order which has been placed in production. Where cancellations are accepted, and received in writing a restocking charge will be assessed."
<b>WARRANTY</b>	<ol style="list-style-type: none"> <li>1. Harden warrants standard catalog casegoods for ten years from the date of shipment against defects in workmanship when put to ordinary use. This warranty does not cover damage or injury caused by unreasonable or abusive use, by failure to provide necessary or reasonable care, by accident, alteration, tampering or negligence by anyone other than Harden. Due to variations in color, texture and grain, the products are not warranted against such variation.</li> <li>2. Harden warrants standard seating from the catalog to be free of defects in workmanship under normal single shift service for a period of five years from date of shipment. While we utilize the finest upholstery fabrics available, we cannot guarantee any fabric for wearability or color fastness. Similarly, variations in fabric color cannot be avoided. We cannot be responsible for variations beyond a reasonable commercial match. If an exact color match is required, a cutting of the fabric should be submitted-with your order. Items ordered after original order must be matched with the original fabrics dye lot. If this is not possible due to dye lot availability, then exact color match cannot be guaranteed.</li> <li>3. <b>It is not recommended to place glass tops on solid wood tops. This will create a moisture trap that could damage the wood surface. The use of glass tops will void the product warranty should structural damage occur.</b></li> <li>4. <b>Once a COM is inspected and accepted, Harden assumes no responsibilities for its overall performance flammability, normal durability, colorfastness, or any other quality after upholstered on Harden frames.</b></li> </ol>
<b>DAMAGED OR DEFECTIVE MERCHANDISE</b>	<p>We strive to produce a fine quality product and to deliver it to our customers with the utmost care. Should problems occur, however, we will do our best to resolve them promptly and completely. In order to avoid any misunderstanding we offer the following guidelines:</p> <ol style="list-style-type: none"> <li>1. Damaged or defective merchandise must be reported to our Customer Service Department <b>in writing no later than 10 days from original shipping date.</b></li> <li>2. Should any item on our truck be damaged, our driver has the authority to return it for prompt repair or replacement.</li> <li>3. <b>We reserve the right to determine the most appropriate means of resolving a claim involving damage or defective merchandise.</b></li> <li>4. We cannot assume responsibility for damage that occurs once merchandise leaves our trucks.</li> <li>5. <b>Local repair charges will not be accepted unless approved in advance, by Harden Contract.</b></li> <li>6. <b>In the event of a problem, we will assume full responsibility for transporting the merchandise between our factory and the delivery point on our trucks. We cannot assume responsibility for any secondary delivery costs to and from your customer, and will not accept the cost of returning merchandise to our factory via another carrier.</b></li> </ol>
<b>DESIGNS</b>	All dimensions are approximate. The products shown in our catalog are, and remain, our property, and we reserve exclusive right to manufacture the items shown. We reserve the right to make changes in our designs, details, and dimensions without notice.
<b>ORDER ACKNOWLEDGEMENT</b>	<ol style="list-style-type: none"> <li>1. Order acknowledgments, indicating final production specifications, will be made promptly. It is your responsibility to check the acknowledgments for errors. Each order will be checked and acknowledged by Harden Contract. Customers should check each acknowledgement for accuracy and immediately notify Harden of any discrepancies in writing. This printed acknowledgement is the <b>final agreement between Harden and the customer</b>, superseding all previous communications regarding the order. We cannot accept telephone orders without a confirming purchase order.</li> <li>2. <b><u>Orders will not be released for production until all information is complete (i.e. finish selection, fabric description, etc.).</u></b></li> </ol>
<b>SHIPPING</b>	<ol style="list-style-type: none"> <li>1. Unless otherwise specified, we will ship your order complete, as ready, on our company trucks. We reserve the right however, to route shipments via common carrier where we deem appropriate.</li> <li>2. Shipments will normally be made to your place of business or standard receiving address. However, we may agree to deliver your order directly to the job site. In such cases, we must insist that the delivery location be fully accessible to a tractor-trailer, and that you provide the labor necessary to unload and place the merchandise.</li> <li>3. Harden Furniture has made no provision for storage. If the customer is unable to accept delivery of furniture as scheduled, the customer has sole responsibility to provide new shipping instructions, and to accept any storage or transportation costs related to the delay.</li> <li>4. <b>IMPORTANT: Make certain entrances, elevators, etc. are adequate for large units. Our drivers are not responsible for delivery to anywhere other than a building receiving area. Please make certain that transportation to the point where the furniture is to be used is carefully considered and arranged for by the customer.</b></li> </ol>

**CARTONING & CRATING**

All merchandise will be blanket wrapped for shipment unless otherwise specified. Special cartoning or crating is available at an additional charge as shown below.

<i>Application</i>	<i>Method</i>	<i>Seating</i>	<i>Case Goods</i>
Container — loaded at factory.	Carton	<b>5%</b> of Net Price	<b>5%</b> of Net Price
Common Carrier (Freight and UPS/RPS)	Carton	<b>5%</b> of Net Price	<b>8%</b> of Net Price
Our truck to a warehouse (for later shipment via common carrier or container).	Carton	<b>5%</b> of Net Price	<b>8%</b> of Net Price
Air freight or other preventative need. Cartoned pieces, sent freight, will be re-enforced to add extra protection.	Crate	<b>8%</b> of Net Price	<b>8%</b> of Net Price

MINIMUM CARTONING CHARGE: **\$52 NET**  
 MINIMUM CRATING CHARGE: **\$104 NET**

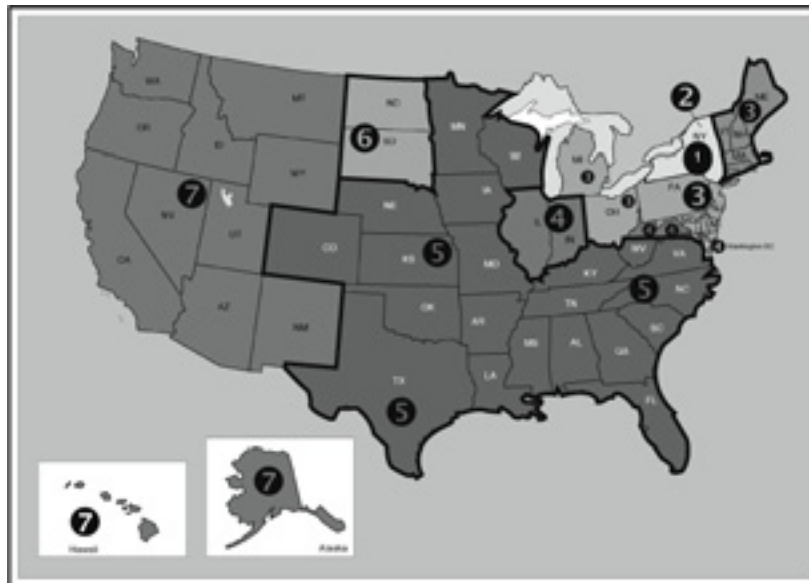
PERCENTAGES — Also apply to furniture that is not normally cartoned or crated and sent via Harden Truck.

**SHIPPING ZONES**

Unless otherwise specified, we will ship your order on our Company trucks. We reserve the right, however, to route shipments via common carrier where we deem appropriate.

To calculate the freight cost at the time of order placement, please adhere to the following:

1. Determine the zone to which Harden products are to be shipped.
2. Use the table below to calculate the freight cost as a percentage of the total Net Price of your order.
3. Please indicate on your purchase order the shipping address, zone and percentage for shipping.



**Please contact factory for any applicable fuel surcharges.**

<b>Zone 1</b>	<b>4%</b>	New York State within 150 miles of Factory, McConnellsville.
<b>Zone 2</b>	<b>5%</b>	New York State Beyond 150 miles.
<b>Zone 3</b>	<b>7%</b>	DE, DC, MD, MI, ME, VT, NH, MA, RI, CT, NJ, OH, PA, Northern VA (above Richmond)
<b>Zone 4</b>	<b>8%</b>	IL, IN, Northern WV (Charleston & above)
<b>Zone 5</b>	<b>10%</b>	AL, AR, CO, FL, GA, IA, KS, KY, LA, MN, MS, MO, NE, NC, OK, SC, Southern VA (Richmond & below), southern WV (below Charleston), TN, TX, WI
<b>Zone 6</b>	<b>11%</b>	ND, SD
<b>Zone 7</b>	<b>12%</b>	AZ, CA, ID, MT, NV, NM, OR, UT, WA, WY
Special: Hawaii and Alaska, must use designated freight forwarding company in CA plus crating charge.		

<b>CONSTRUCTION</b>	<ol style="list-style-type: none"> <li>1. The Serotina Collection features solid cherry “raised panel” construction.</li> <li>2. Components are fabricated from solid cherry dimensioned stock in a manner which allows for the expansion and contraction of individual parts due to changes in temperature and humidity. <b><i>SPECIAL NOTE:</i></b> All units are manufactured from the finest solid cherrywood and are subject to natural color and grain characteristics. Harden Contract cannot be responsible for variations due to natural characteristics.</li> <li>3. Internal structural components are of solid maple.</li> <li>4. All permanent joints are glued and double-doweled.</li> <li>5. A wide variety of fastening devices are also used to ensure structural integrity.</li> <li>6. File frame system.</li> </ol>
<b>DRAWER CONSTRUCTION</b>	<ol style="list-style-type: none"> <li>1. All box and file drawers are constructed with solid cherry drawer fronts dovetailed to solid cherry sides and back.</li> <li>2. Maple plywood drawer bottoms are used for durability.</li> <li>3. Internal drawer components are always sanded, sealed and lacquered before finally being rubbed and waxed.</li> <li>4. All file drawers are fitted with a black file frame system to maximize filing capability of drawers</li> </ol>
<b>DRAWER SLIDES LOCKS</b>	<p>All desk, file, credenza and drawer bridge / keypads are equipped with Accuride suspensions.</p> <ol style="list-style-type: none"> <li>1. Column cylinder locks are standard on all desk pedestals and match hardware finish specified on desk.</li> <li>2. Optional locks are also available on most other component doors and drawers — <b>C45 Cylinder Lock Option at \$110 list each.</b></li> <li>3. All cylinder locks can be <b>keyed-alike</b> upon request at no additional charge.</li> </ol>
<b>TACKABLE SURFACES</b>	<p>Inside back panel, beneath overhead storage unit, is constructed of a fabric-covered, tackable surface. Any fabric offered in the Harden Contract Fabric Program is available. For COM fabric there is a handling fee of <b>\$30 net</b>. Please contact your Harden Contract representative for specific yardage requirements and COM processing.</p> <p><b>**Please note:</b> When there is no fabric specified Harden will use Maharam: Messenger 001 Balsa.</p>
<b>HARDWARE</b>	<p><u>MATTE BLACK HARDWARE STANDARD ON SEROTINA</u></p> <p>Solid zinc casting with Matte Black powder-coated finish. Includes transitionally-styled bail drawer pulls and elongated oval knobs for doors. All exposed cylinder locks will be Matte Black finish.</p> <p><u>C51 METALLIC BLONDE HARDWARE OPTION AVAILABLE ON SEROTINA</u></p> <p><b>Suggested for darker finishes such as Brandywine, Vintage, Estate, Cambridge and Bordeaux.</b> Solid zinc castings with Metallic Blonde powder-coated finish. Includes transitionally-styled bail drawer pulls and elongated oval knobs for doors. All exposed cylinder locks will be Matte Black finish. Available on all components.</p>
<b>STANDARD FINISHES</b>	<p>All Harden Contract Products with exposed wood are constructed of solid cherry and are available in the following:</p> <p><b>BRANDYWINE   CHAMPAGNE   CINNABAR   VINTAGE   ESTATE   CAMBRIDGE</b>  <b>OLD TAVERN   MYSTIC   BORDEAUX</b></p> <p>Note: Samples of each are included in your Harden Contract binder.</p>
<b>SPECIAL MATCHED FINISHES</b>	<p>It is generally possible to match any special finish at an additional charge of <b>15%</b>. Please submit a color panel with your order. Harden will return your original panel along with a numbered custom matched panel. <b>Your order will not be placed in production until we receive written approval to proceed with the proposed custom finish.</b></p>
<b>CATALYZED LACQUER</b>	<p>Catalyzed lacquer is standard on all Serotina products. This finish is specially formulated to provide extra durability in the office environment and is hand-rubbed to a soft, satin sheen. Detailed specifications on the catalyzed finish are available by contacting the Factory.</p>
<b>GLOBAL on RESISTOVAR™</b>	<p>Available at a 10% up charge. This finish offers superior chemical, water, mar and UV resistance. Detailed specifications the Resistovar™ finish are available by contacting the factory. <b>Note: Available only in satin sheen.</b></p>
<b>MAINTENANCE</b>	<p>All Harden products should be maintained regularly by simply dusting with a damp cloth. Polishing is only recommended on a quarterly basis. When polishing, use only a high quality, non-silicone product. Please review the care and maintenance tag shipped with the product.</p>
<b>FILL-IN ORDERS</b>	<p>When ordering fill-in pieces for an existing installation, it is advisable to submit a finish sample with your order. Aging and mellowing of wood finishes occurs over time, making an accurate match unlikely without a sample. There is no upcharge for this procedure.</p>
<b>INSTALLATION</b>	<p>Individual components are assembled completely prior to shipping. Please make certain that entrances, elevators, etc. can accommodate large units to ensure successful installation.</p>

**DESKS, BRIDGES & CREDENZAS**

C1053-200, C1040-300, C1031-300, C1053-100, C1000-200, C1200-100, C1233-100, C1220-100



C1000-100, C1054-100, C1001-72-26-X-20, C60



C149-500, C149-068, C1001-96-X, C68, C60  
C1001-66-X-20-26, C1002-18-38



C1052-400, C1025-100, C1056-100, C1201-100



C1025-101, C1032-100, C59, C1006-12



C1050-101 / C61 / C1001-66-X / C68 / C1051-100 /  
C1002-72-38-62-38



**WARDROBE, LATERAL FILE, CREDENZAS & HI-RISE STORAGE**

C1053-100



C1056-100



C1056-200/C1002-36-63



C1001-54-37-26



**PARTNER'S WORKSTATION** — *contact factory for specifications*

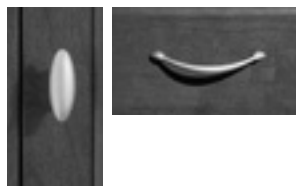


**FEATURES & OPTIONS**

C45 Standard Black Hardware



C51 Metallic Blonde Hardware



C58




C1002-67



C59



C65-005



C60

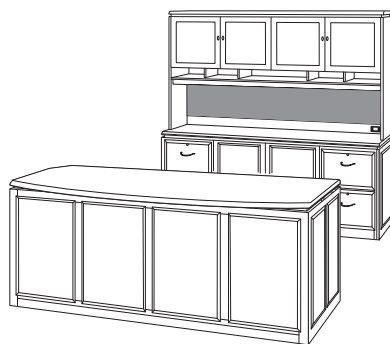

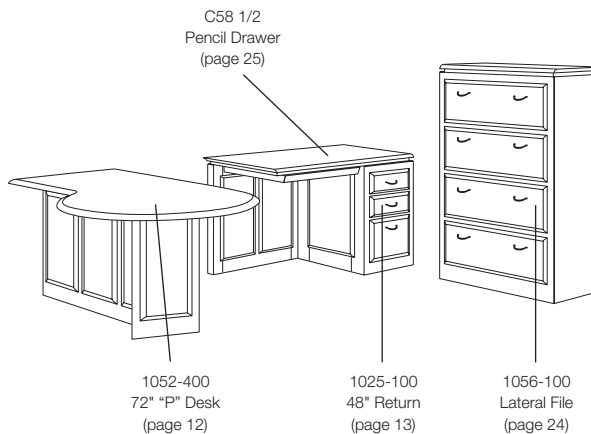


C94-100



description

list price

**EXAMPLE — Freestanding Desk, Credenza and Hi-Rise****C1000-200****C1001-72-26-33-26****C1002-72-63-63****Desk****Credenza****Hi-Rise Storage****C1000-200** 72" x 36" bow front desk**\$7,125****C1001-72-26-33-26** 72" credenza**\$5,800****C1002-72-63-63** 72" hi-rise storage unit with wood doors & task lighting**\$4,540****\$17,465****EXAMPLE — Desking Unit & Return with Freestanding Lateral File****C1052-400****C1025-100****C1056-100****Desk****Bridge****Lateral File****C1052-400** 72" right "p" desking unit with modesty panel**\$4,060****C1025-100** 48"x22" box / box / file right return**\$3,235****C58 1/2** pencil drawer**\$415****C1056-100** lateral file**\$4,150****\$11,860**




description

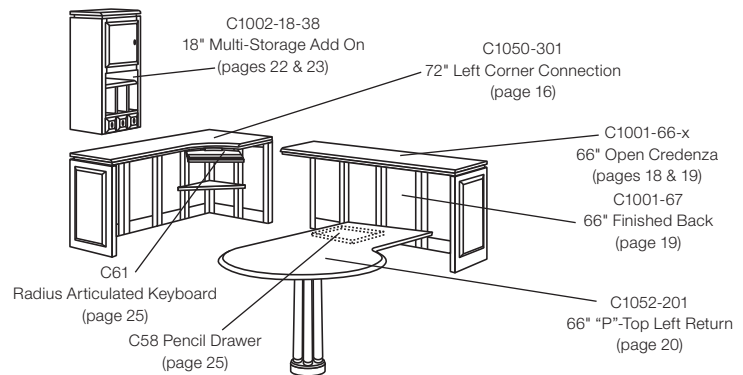
list price

**EXAMPLE — “U” Workstation with Run Off “P” Top**

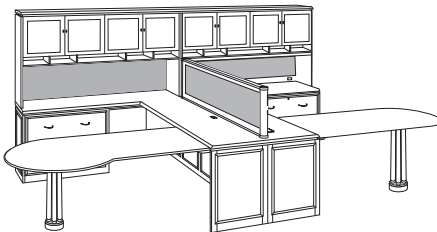
<b>C1050-301</b>	<b>Left Corner Connection</b>	
<b>C1001-66-X</b>	<b>Credenza</b>	
<b>C1052-201</b>	<b>“P” Top</b>	
<b>C1002-18-38</b>	<b>Hi-Rise Multi Storage</b>	<b>\$14,440</b>



<b>C1050-301</b>	72" left corner connection	<b>\$4,310</b>
<b>C61</b>	radius articulated keyboard	<b>\$725</b>
<b>C1001-66-X</b>	66" open credenza	<b>\$2,580</b>
<b>C1001-67</b>	66" finished back panel	<b>\$1,650</b>
<b>C1052-201</b>	66" "p" top left return	<b>\$2,205</b>
<b>C58</b>	pencil drawer	<b>\$430</b>
<b>C1002-18-38</b>	18" hi-rise multi storage add on	<b>\$2,540</b>


**EXAMPLE — Partners Workstation**

<b>C1032-301</b>	<b>Credenza</b>	
<b>C1001-72-X</b>	<b>Credenza</b>	
<b>C1052-201</b>	<b>"P" Top</b>	
<b>C1002-72-63-63</b>	<b>Hi-Rise Storage</b>	
<b>C1032-300</b>	<b>Bridge Credenza</b>	
<b>C1001-72-X</b>	<b>Credenza</b>	
<b>C1051-200</b>	<b>66" Bullet Top</b>	
<b>C1002-72-63-63</b>	<b>Hi-Rise Storage</b>	<b>\$35,707</b>



<b>C1032-301</b>	72" left bridge credenza	<b>\$4,525</b>
<b>C1001-72-X</b>	72" kneespace credenza	<b>\$2,590</b>
<b>C68</b>	72" modesty panel	<b>\$1,800</b>
<b>C65 1/2</b>	black rectangular grommet	<b>\$110</b>
<b>C1052-201</b>	66" "P" top - left connection	<b>\$2,205</b>
<b>C58 1/2</b>	shallow pencil drawer	<b>\$415</b>
<b>C1002-72-63-63</b>	72" Hi-Rise with wood doors & task lighting	<b>\$4,540</b>
<b>C1032-300</b>	72" Right Bridge Credenza	<b>\$4,525</b>
<b>C1001-72-X</b>	72" Kneespace Credetnza	<b>\$2,590</b>
<b>C68</b>	72" modesty panel	<b>\$1,800</b>
<b>C65 1/2</b>	black rectangular grommet	<b>\$110</b>
<b>C60</b>	Articulating Keyboard	<b>\$740</b>
<b>C1051-200</b>	66" Bullet Top	<b>\$1,905</b>
<b>C1002-72-63-63</b>	72" Hi-Rise with wood doors & task lighting	<b>\$4,540</b>
<b>C1006-90</b>	Cap ledge privacy wall	<b>\$1,512</b>



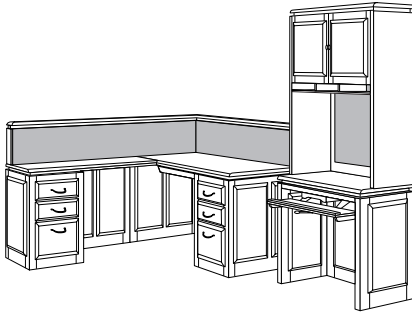
description

list price

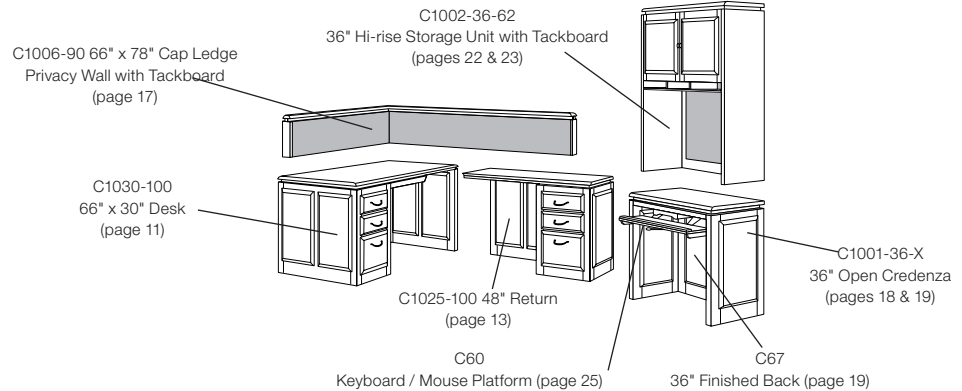
**EXAMPLE — “L” Desk with Privacy Wall & Computer-Support Unit**

C1030-100  
C1025-100  
C1001-36-X  
C1002-36-62

**Desk**  
**Right return**  
**Credenza**  
**Hi-Rise Storage**

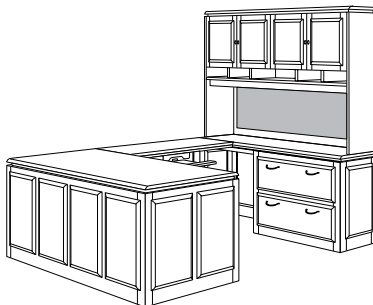


<b>C1030-100</b> 66" x 30" right connection desk	<b>\$5,335</b>
<b>C1025-100</b> 48" x 22" box / box / file right return	<b>\$3,235</b>
<b>C1006-90</b> 66" x 78" cap ledge privacy wall with tackboard	<b>\$3,456</b>
	<b>\$12,026</b>
<b>C1001-36-X</b> 36" open credenza	<b>\$1,835</b>
<b>C67</b> 36" finished back	<b>\$900</b>
<b>C60</b> articulated keyboard / mouse pad	<b>\$740</b>
<b>C1002-36-62</b> 36" hi-rise storage unit with tackboard	<b>\$2,470</b>
	<b>\$5,945</b>

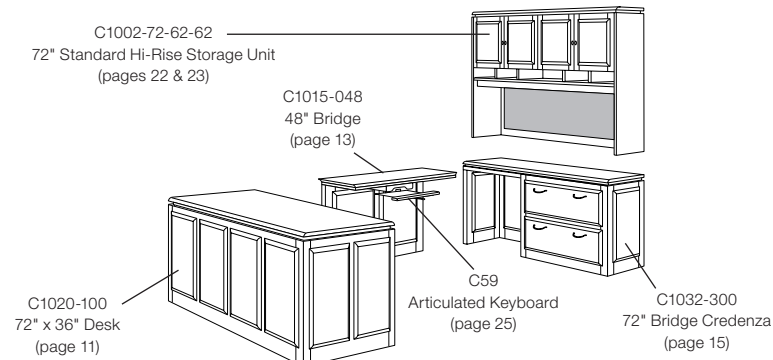

**EXAMPLE — “U” STATION WITH HI-RISE STORAGE**

C1020-100  
C1015-048  
C1032-300  
C1002-72-62-62

**Desk**  
**Bridge**  
**Credenza**  
**Hi-Rise Storage**

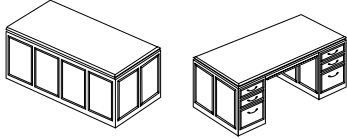
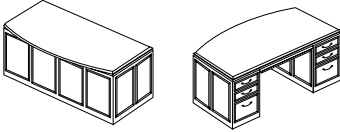
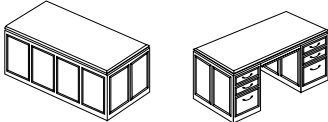
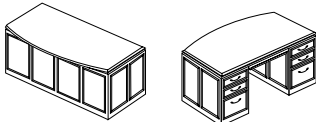


<b>C1020-100</b> 72"x36" right connection desk	<b>\$6,040</b>
<b>C1015-048</b> 48"x22" bridge	<b>\$1,665</b>
<b>C59</b> articulated keyboard	<b>\$535</b>
<b>C1032-300</b> 72" bridge credenza with two drawer lateral file	<b>\$4,525</b>
<b>C1002-72-62-62</b> 72" hi-rise storage unit with tackboard	<b>\$4,280</b>



**SPECIFICATIONS**

**Standard with all Double Pedestal Desks:** Center drawer has wooden pencil tray. Pedestals have a cylinder lock located in each pedestal kneewell, two box drawers, and a bottom file drawer which accommodates two rows of letter files or one row of legal files side-to-side.

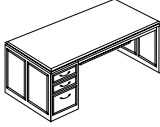
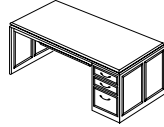
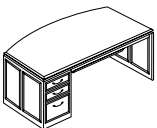
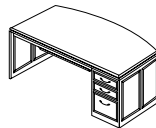
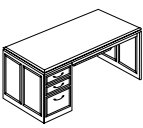
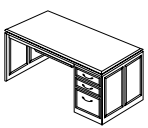
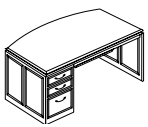
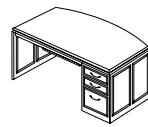
	<i>description</i>	<i>dimensions</i>	<i>W</i>	<i>D</i>	<i>H</i>	<i>list price</i>
<b>DOUBLE PEDESTAL DESKS</b>						
<b>C1000-100</b>	<b>72" x 36" Standard Top</b>					<b>\$6,995</b>
	solid wood construction	overall	72	36	29	
		pedestals	18	36	27 1/4	
		kneespace	36	35	24 1/2	
<b>C1000-200</b>	<b>72" x 36" Bow Front Top</b>					<b>\$7,125</b>
	solid wood construction	overall	72	36	29	
		pedestals	18	30	27 1/4	
		kneespace	36	29	24 1/2	
		overhang		6" at center		
<b>C1010-100</b>	<b>66" x 30" Standard Top</b>					<b>\$6,790</b>
	solid wood construction	overall	66	30	29	
		pedestals	18	30	27 1/4	
		kneespace	30	29	24 1/2	
<b>C1010-200</b>	<b>66" x 34" Bow Front Top</b>					<b>\$6,825</b>
	solid wood construction	overall	66	34	29	
		pedestals	18	30	27 1/4	
		kneespace	30	29	24 1/2	
		overhang		4" at center		



For additional options, please see SEROTINA OPTIONS & TECHNOLOGIES  
MANAGEMENT OPTIONS (pages 25-26)

## SPECIFICATIONS

**Standard with all Connecting Desks:** Center drawer has wooden pencil tray. Pedestal has a cylinder lock located in pedestal kneewell, two box drawers, and a bottom file drawer which accommodates two rows of letter files or one row of legal files side-to-side.

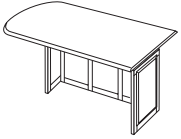
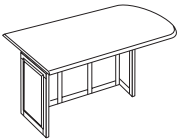

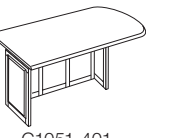
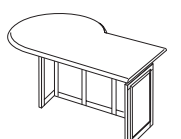



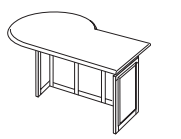

		<i>description</i>	<i>dimensions</i>	<i>W</i>	<i>D</i>	<i>H</i>	<i>list price</i>
<b>CONNECTING DESKS</b>							
<b>C1020-100</b>	<b>Right Connection — 72" x 36" — Standard Top</b>						<b>\$6,040</b>
<b>C1020-101</b>	<b>Left Connection — 72" x 36" — Standard Top</b>						<b>\$6,040</b>
 C1020-100	 C1020-101	solid wood construction	overall	72	36	29	
		returns — C1025-100 thru C1025-301	pedestal	18	36	27 1/4	
		bridges — C1015-036, C1015-048	kneespace	32	35	24 1/2	
<b>C1020-200</b>	<b>Right Connection — 72" x 36" — Bow Front Top</b>						<b>\$6,240</b>
<b>C1020-201</b>	<b>Left Connection — 72" x 36" — Bow Front Top</b>						<b>\$6,240</b>
 C1020-200	 C1020-201	solid wood construction	overall	72	36	29	
		returns — C1025-100 thru C1025-301	pedestal	18	30	27 1/4	
		bridges — C1015-036, C1015-048	kneespace	32	29	24 1/2	
<b>C1030-100</b>	<b>Right Connection — 66" x 30" — Standard Top</b>						<b>\$5,335</b>
<b>C1030-101</b>	<b>Left Connection — 66" x 30" — Standard Top</b>						<b>\$5,335</b>
 C1030-100	 C1030-101	solid wood construction	overall	66	30	29	
		returns — C1025-100 thru C1025-301	pedestal	18	30	27 1/4	
		bridges — C1015-036, C1015-048	kneespace	26	29	24 1/2	
<b>C1030-200</b>	<b>Right Connection — 66" x 34" — Bow Front Top</b>						<b>\$5,540</b>
<b>C1030-201</b>	<b>Left Connection — 66" x 34" — Bow Front Top</b>						<b>\$5,540</b>
 C1030-200	 C1030-201	solid wood construction	overall	66	34	29	
		returns — C1025-100 thru C1025-301	pedestal	18	30	27 1/4	
		bridges — C1015-036, C1015-048	kneespace	26	29	24 1/2	



For additional options, please see SEROTINA OPTIONS & TECHNOLOGIES  
MANAGEMENT OPTIONS (pages 25-26)

## SPECIFICATIONS

**Standard on all 1051 and 1052 Desking Units:** Consists of top and raised modesty panel that will match bridge and returns. See page 21 for custom sizes.

	<i>description</i>	<i>dimensions</i>	<i>W</i>	<i>D</i>	<i>H</i>	<i>list price</i>
<b>DESKING UNITS</b>						
<b>C1051-300</b>	<b>84" Right Bullet Top Connection</b>					<b>\$4,720</b>
<b>C1051-301</b>	<b>84" Left Bullet Top Connection</b>					<b>\$4,720</b>
		solid wood construction	overall kneespace	84 36 18	29 27 1/4	
C1051-300	C1051-301					
<b>C1051-400</b>	<b>72" Right Bullet Top Connection</b>					<b>\$3,900</b>
<b>C1051-401</b>	<b>72" Left Bullet Top Connection</b>					<b>\$3,900</b>
		solid wood construction	overall kneespace	72 36 18	29 27 1/4	
C1051-400	C1051-401					
<b>C1052-300</b>	<b>84" Right "P" Top Connection</b>					<b>\$4,860</b>
<b>C1052-301</b>	<b>84" Left "P" Top Connection</b>					<b>\$4,860</b>
		solid wood construction	overall kneespace	84 32 x 42 42 18	29 27 1/4	
C1052-300	C1052-301					
<b>C1052-400</b>	<b>72" Right "P" Top Connection</b>					<b>\$4,060</b>
<b>C1052-401</b>	<b>72" Left "P" Top Connection</b>					<b>\$4,060</b>
		solid wood construction	overall kneespace	72 32 x 42 30 18	29 27 1/4	
C1052-400	C1052-401					
<b>C1052-500</b>	<b>72" Right "P" Top Connection</b>					<b>\$4,005</b>
<b>C1052-501</b>	<b>72" Left "P" Top Connection</b>					<b>\$4,005</b>
		solid wood construction	overall kneespace	72 26 x 36 42 18	29 27 1/4	
C1052-500	C1052-501					

See Specification Examples on pages 7- 9.

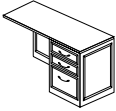
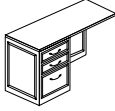
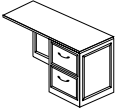
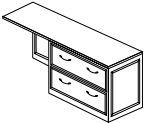
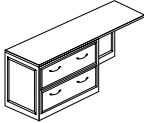


For additional options, please see SEROTINA OPTIONS & TECHNOLOGIES  
MANAGEMENT OPTIONS (pages 25-26)

## RETURNS

## SPECIFICATIONS

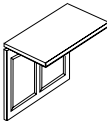
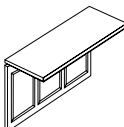
**Standard with all Returns:** In 18" pedestal units, letter files are positioned front-to-back while legal files are positioned side-to-side. In 36" pedestal units, two rows of letter or legal files are available; both letter and legal files are positioned front-to-back only. Standard with finished backs. Individual locks on all file drawers.

	description	dimensions	W	D	H	list price
<b>C1025-100</b>	<b>48" Box / Box / File Right Return</b>					<b>\$3,235</b>
<b>C1025-101</b>	<b>48" Box / Box / File Left Return</b>					<b>\$3,235</b>
 	solid wood construction	overall pedestal kneespace	48 18 30	22 21 20	29 27 1/4 27 1/4	
<b>C1025-200</b>	<b>48" File / File Right Return</b>					<b>\$3,175</b>
<b>C1025-201</b>	<b>48" File / File Left Return</b>					<b>\$3,175</b>
 	solid wood construction	overall pedestal kneespace	48 18 30	22 21 20	29 27 1/4 27 1/4	
<b>C1025-300</b>	<b>60" File / File Right Return</b>					<b>\$3,870</b>
<b>C1025-301</b>	<b>60" File / File Left Return</b>					<b>\$3,870</b>
 	solid wood construction	overall pedestal kneespace	60 36 24	22 21 20	29 27 1/4 27 1/4	

## BRIDGES

## SPECIFICATIONS

**Standard with all Bridges:** Bridge consists of top, front rail and raised panel back to match desk and credenza panels.  
*Available Options — please see pages 25–26 for detailed descriptions.*

<b>C1015-036</b>	<b>36" Bridge</b>					<b>\$1,335</b>
	solid wood construction	overall	36	22	29	
<b>C1015-048</b>	<b>48" Bridge</b>					<b>\$1,665</b>
	solid wood construction	overall	48	22	29	

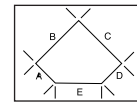


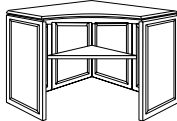
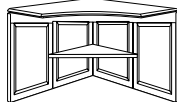
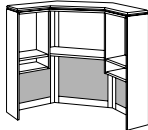
For additional options, please see SEROTINA OPTIONS & TECHNOLOGIES  
MANAGEMENT OPTIONS (pages 25-26)

## SPECIFICATIONS

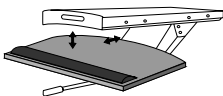
**Standard with all 1004 Angle Work Stations:** Corner work station consists of top, front rail, corner shelf in kneewell, side support panels, and raised panel back that will match bridge and credenza panels. Freestanding corner work station has additional finished raised panels on sides.

Side Widths



	description	connection width	dimensions height	A	B	C	D	E	list prices
ANGLE CORNER WORK STATIONS									
C1004-110	Freestanding — Executive Height — 22" x 22"								\$3,760
	cannot connect to other units 42" along wall C61 radius keypad must be used in this unit	none base section	29	22	42 29 1/2	42 44 1/2	22 29	28	
C1004-310	Corner — Executive Height — 22" x 22"								\$3,370
	connects to 22" each side 42" along wall C61 radius keypad must be used in this unit for use with credenzas, bridges or returns	22	29	22	42	42	22	28	
C1002-91	Open Corner Hi-Rise								\$3,615
	open book shelves two horizontal shelf slots tackable wall surface on inside of back panel (specify fabric — 1 1/2 yds.)		39 1/4	15	42	42	15	23 1/4	

option specific to angle corner work stations—

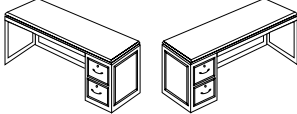
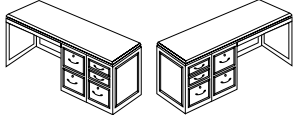
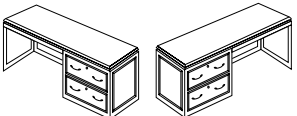
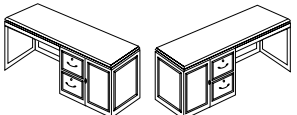
<div>C61</div> 	<div>Radius Articulated Keyboard</div> <div>same features as C60 with radius back edge</div> <div><b>accommodates corner work stations only</b></div> <div>(C1004-110, C1004-310, C1050-100, C1050-101, C1050-200, C1050-201, C1050-300, C1050-301)</div> <div>(includes a surface grommet)</div>	<div>dimension</div> <div></div> <div></div> <div></div> <div></div>	<div>W</div> <div></div> <div></div> <div></div> <div></div>	<div>D</div> <div></div> <div></div> <div></div> <div></div>	<div>H</div> <div></div> <div></div> <div></div> <div></div>	<div>\$725</div>
	<div>platform</div>	<div>26</div>	<div>12</div>	<div>1 1/2</div>		
	<div>wrist rest</div>	<div>25 1/4</div>	<div>1 3/4</div>	<div>3/4</div>		
	<div>keyboard / mouse</div>	<div>26</div>	<div>10 1/4</div>	<div>-</div>		



For additional options, please see SEROTINA OPTIONS & TECHNOLOGIES MANAGEMENT OPTIONS (pages 25-26)

## SPECIFICATIONS

**Standard with all Bridge Credenzas:** Basic solid cherry case units which can accommodate different configurations of drawers / files / work-areas as outlined in specifications below. In 18" file units, letter files are positioned front-to-back while legal files are positioned side-to-side. In 36" file units, two rows of letter or legal files are available; both letter and legal files are positioned front-to-back only. Standard with finished backs. Individual lock on each file drawer.

	<i>description</i>	<i>dimensions</i>	<i>W</i>	<i>D</i>	<i>H</i>	<i>list price</i>
<b>BRIDGE CREDENZAS</b>						
<b>C1032-100</b>	<b>72" Right Bridge Credenza</b>					<b>\$3,905</b>
<b>C1032-101</b>	<b>72" Left Bridge Credenza</b>					<b>\$3,905</b>
	solid wood construction file / file - kneespace 18" file unit	overall kneespace	72 54	22 21	29 27 1/4	
C1032-100	C1032-101					
<b>C1032-200</b>	<b>72" Right Bridge Credenza</b>					<b>\$4,910</b>
<b>C1032-201</b>	<b>72" Left Bridge Credenza</b>					<b>\$4,910</b>
	solid wood construction box / box / file - file / file - kneespace 18" file units	overall kneespace	72 36	22 21	29 27 1/4	
C1032-200	C1032-201					
<b>C1032-300</b>	<b>72" Right Bridge Credenza</b>					<b>\$4,525</b>
<b>C1032-301</b>	<b>72" Left Bridge Credenza</b>					<b>\$4,525</b>
	solid wood construction file / file - kneespace 36" file unit	overall kneespace	72 36	22 21	29 27 1/4	
C1032-300	C1032-301					
<b>C1032-400</b>	<b>72" Right Bridge Credenza</b>					<b>\$4,910</b>
<b>C1032-401</b>	<b>72" Left Bridge Credenza</b>					<b>\$4,910</b>
	solid wood construction door - file / file - kneespace 18" file unit	overall kneespace	72 36	22 21	29 27 1/4	
C1032-400	C1032-401					

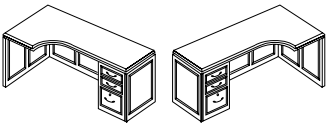
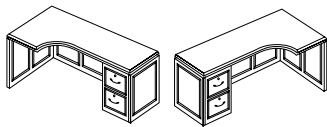
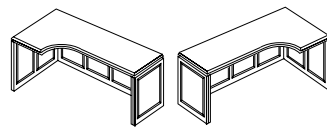


For additional options, please see SEROTINA OPTIONS & TECHNOLOGIES  
MANAGEMENT OPTIONS (pages 25-26)

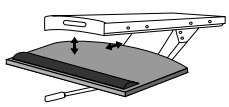


## SPECIFICATIONS

**Standard with all 1050 Work Stations:** Top, front rail, corner shelf in kneewell and raised panel back that will match bridge and credenza panels. In 18" file units, letter files are positioned front-to-back while legal files are positioned side-to-side. In 36" file units, two rows of letter or legal files are available; both letter and legal files are positioned front-to-back only. Individual lock on all file drawers.

	<i>description</i>	<i>dimensions</i>	<i>W</i>	<i>D</i>	<i>H</i>	<i>list price</i>
<b>CORNER WORK STATIONS</b>						
<b>C1050-100</b>	<b>72" Right Corner Connection</b>					<b>\$5,395</b>
<b>C1050-101</b>	<b>72" Left Corner Connection</b>					<b>\$5,395</b>
	solid wood construction box / box / file 18" box / box / file unit	overall	72	41	29	
		kneespace	31	20 3/4	27 1/4	
<b>C1050-200</b>	<b>72" Right Corner Connection</b>					<b>\$5,350</b>
<b>C1050-201</b>	<b>72" Left Corner Connection</b>					<b>\$5,350</b>
	solid wood construction file / file 18" file unit	overall	72	41	29	
		kneespace	31	20 3/4	27 1/4	
<b>C1050-300</b>	<b>72" Right Corner Connection</b>					<b>\$4,310</b>
<b>C1050-301</b>	<b>72" Left Corner Connection</b>					<b>\$4,310</b>
	solid wood construction open	overall	72	41	29	
		kneespace	49	20 3/4	27 1/4	

option specific to angle corner work stations—

		<i>dimension</i>	<i>W</i>	<i>D</i>	<i>H</i>	
<b>C61</b>	<b>Radius Articulated Keyboard</b>					<b>\$725</b>
	same features as C60 with	platform	26	12	1 1/2	
	radius back edge	wrist rest	25 1/4	1 3/4	3/4	
	<b>accommodates corner</b>	keyboard / mouse	26	10 1/4	-	
	<b>work stations only</b> (C3004-110, C3004-310, C3050-100, C3050-101, C3050-200, C3050-201, C3050-300, C3050-301) (includes a surface grommet)					



For additional options, please see SEROTINA OPTIONS & TECHNOLOGIES  
MANAGEMENT OPTIONS (pages 25-26)

**RECEPTIONIST /  
WORK STATION  
GALLERY SYSTEM**

The Receptionist / Work Station Galleries were designed to create Charging Desks or Work Stations in an "L" or "U" shaped unit. They are offered as 12" high units with fabric covered, tackable surface on the inside. The 7" top surface for writing is standard on all galleries. Radius fronts may be ordered as an option unless a cap-option is specified.

**CONNECTION**

This system must be used with an "L" or "U" Desk Unit, or a Double Bridge Credenza Unit.

**TACKABLE SURFACES**

Inside back panel is constructed of a fabric covered, tackable surface with a cherry wood base rail at the bottom. For COM fabric there is a handling fee of **\$30 NET**. Please submit COM fabric sample with order. **All fabrics must be approved by Harden.** Note: large repeats and matching patterns may require extra yardage. **\*\* Please note:** When there is no fabric specified Harden will use Maharam: Messenger 001 Balsa.

**TO SPECIFY**

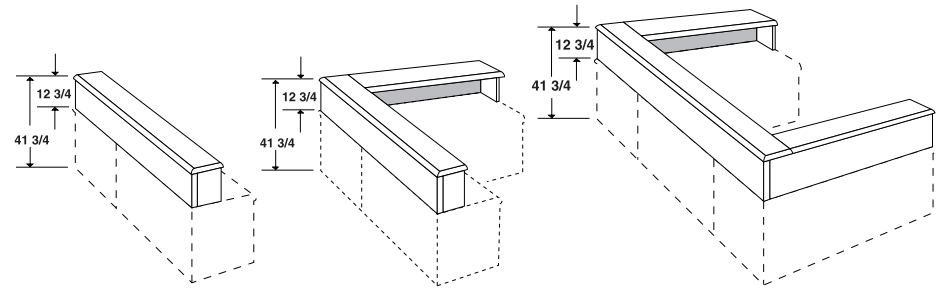
Determine type of unit to be used with gallery;

**C1006-11** Straight Gallery

**C1006-12** "L" Desk —  
select desk and return unit,

**C1006-13** "U" Desk —  
select desk, bridge and  
bridge credenza,

Specify fabric for tackable surface.



Straight Gallery

"L" Desk

"U" Desk

description

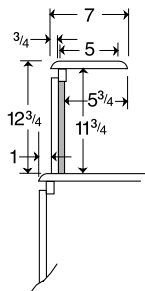
dimensions

W

D


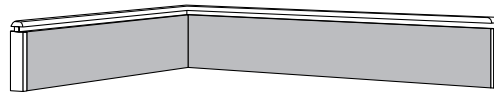
H

list price

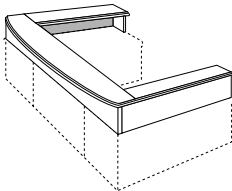
**GALLERY CLEARANCES & CUSTOM GALLERY PRICING****All Standard Galleries****\$24 per inch**

check all work surfaces and equipment      inside  
Determine Gallery Length  
(Each length when ordering "L" or "U" galleries)  
Multiply overall length by **\$24 per inch**

-      7      11

**CAP LEDGE GALLERIES****Cap Ledge Option / Privacy Wall****\$21 per inch**

option specific to galleries—

**C1006-91****Bow Front Option**

shaped tops, such as a Radius Charging Front, are available on galleries

**\$24 per inch**

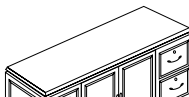
For additional options, please see **SEROTINA OPTIONS & TECHNOLOGIES  
MANAGEMENT OPTIONS** (pages 25-26)

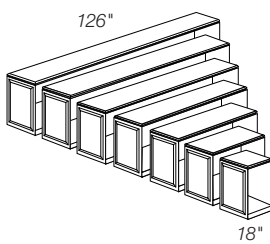
**TO SPECIFY  
STRAIGHT CREDENZAS**

Select width of basic case to fit layout requirements. Note number and width of individual components case will hold. Refer to components and select type. List product number starting with basic case and continue with individual component numbers from left to right. Make sure to list open kneewell by "-X" that will replace component and may connect to other units.

**IMPORTANT**


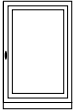



Make certain entrances, elevators, etc., are adequate for large units. Our drivers are not responsible for delivery to anywhere other than a building receiving area. Please make certain that transportation to the point where the furniture is to be used is carefully considered and arranged for by the customer.







	<i>description</i>	<i>dimensions</i>	<i>W</i>	<i>D</i>	<i>H</i>	<i>list price</i>
<b>CREDENZA EXAMPLE:</b>						
<b>C1001-72-20-33-26</b>	<b>Straight Credenza — Freestanding</b>					<b>\$5,715</b>
	72" basic case	overall	72	22	29	<b>\$1,910</b>
	-20 two box drawers / one file drawer		18	-	-	<b>\$1,205</b>
	-33 two doors		36	-	-	<b>\$1,400</b>
	-26 file / file		18	-	-	<b>\$1,200</b>

	<i>basic case number</i>	<i>overall dimensions</i>			<i>number &amp; size of components contained in credenza</i>	<i>list prices</i>
		<i>W</i>	<i>D</i>	<i>H</i>		
<b>C1001- STRAIGHT BASIC CASES</b>						
<p>Solid cherry top with molded edge molded base and two panel ends. Width listed includes raised panel ends and molding on top and base.</p> 	<b>C1001-18</b>	19	22	29	one 18"	<b>\$1,095</b>
	<b>C1001-29</b>	30 1/2	22	29	one 30"	<b>\$1,205</b>
	<b>C1001-36</b>	36 1/2	22	29	one 36" / or two 18"	<b>\$1,245</b>
	<b>C1001-48</b>	48	22	29	one 18" and one 30"	<b>\$1,510</b>
	<b>C1001-54</b>	54	22	29	one 36" and one 18" / or three 18"	<b>\$1,675</b>
	<b>C1001-60</b>	59 1/2	22	29	two 30"	<b>\$1,935</b>
	<b>C1001-66</b>	65 1/2	22	29	one 36" and one 30" / or two 18" and one 30"	<b>\$1,990</b>
	<b>C1001-72</b>	71 1/2	22	29	two 36" / or one 36" and two 18" or / four 18"	<b>\$2,000</b>
	<b>C1001-78</b>	77	22	29	one 18" and two 30"	<b>\$2,165</b>
	<b>C1001-84</b>	83	22	29	one 36" and one 18" and one 30" / or three 18" and one 30"	<b>\$2,200</b>
	<b>C1001-90</b>	89	22	29	two 36" and one 18" / or one 36" and three 18" / or five 18"	<b>\$2,480</b>
	<b>C1001-96</b>	94 1/2	22	29	two 18" and two 30" / or two 30" and one 36"	<b>\$2,525</b>
	<b>C1001-102</b>	100 1/2	22	29	four 18" and one 30" / or two 18" and one 30" and one 36" / or one 30" and two 36"	<b>\$2,745</b>
	<b>C1001-108</b>	106 1/2	22	29	three 36" / or two 36" and two 18" / or one 36" and four 18" / or six 18"	<b>\$2,790</b>
	<b>C1001-114</b>	112	22	29	three 18" and two 30" / or one 18" and two 30" and one 36"	<b>\$2,800</b>
	<b>C1001-120</b>	118	22	29	five 18" and one 30" / or three 18" and one 30" and one 36" / or one 18" and one 30" and two 36"	<b>\$2,960</b>
	<b>C1001-126</b>	124	22	29	three 36" and one 18" / or two 36" and three 18" /	<b>\$3,025</b>
Maximum Length in one piece top or one 36" and five 18" / or seven 18"						

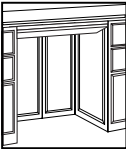
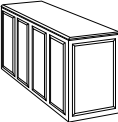


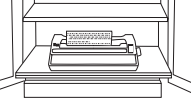


For additional options, please see SEROTINA OPTIONS & TECHNOLOGIES MANAGEMENT OPTIONS (pages 25-26)

model	description	list price
<b>18" WIDE INDIVIDUAL COMPONENTS</b>		
-20	 <b>2 Box Drawers / 1 File Drawer</b> cylinder lock on file drawer box drawers - 13 7/8W 17 3/8D 4 1/2H file drawer - 13 7/8W 17 3/8D 10 1/2H overall dimensions - 17 1/2W 20 3/4D	<b>\$1,205</b>
-23	 <b>1 Door</b> standard with door hinged on right, with one adjustable shelf interior - 16W 19 3/4D 23 1/4H overall - 17 1/2W 20 3/4D	<b>\$960</b>
-25	 <b>Open Case</b> one adjustable shelf interior - 16W 19 3/4D 23 1/4H overall dimensions - 17 1/2W 20D	<b>\$665</b>
-26	 <b>2 File Drawers</b> cylinder lock on each drawer top drawer - 13 7/8W 17 3/8D 10 1/2H bottom drawer - 13 7/8W 17 3/8D 10 1/2H overall dimensions - 17 1/2W 20D	<b>\$1,200</b>
-X	 <b>Open Kneewell</b> designated open area, any length includes finished raised panels on sides of kneewell specify "-X" in appropriate location *When ordering a credenza with open kneewell space only, a finish back or modesty panel must also be ordered.	<b>\$590</b>

model	description	list price
<b>30" WIDE INDIVIDUAL COMPONENTS</b>		
-30	 <b>30" Open Unit</b> Interior - 27 1/2W 19 3/4D 23 1/4H one adjustable shelf overall dimensions - 29W 20D	<b>\$740</b>
-31	 <b>30" Double Door</b> compartment - 27 1/2W 19 3/4D 23 1/4H one adjustable shelf	<b>\$1,280</b>
-38	 <b>30" 2 File Drawers</b> cylinder lock on each drawer both drawers - 25 3/8W 17 3/8D 10 1/2H overall dimensions - 29W 20D	<b>\$1,515</b>
<b>36" WIDE INDIVIDUAL COMPONENTS</b>		
-33	 <b>2 Doors</b> with one adjustable shelf compartment - 33 1/2W 19 3/4D 23 1/4H overall dimensions - 35W 20 3/4D	<b>\$1,400</b>
-35	 <b>Open Case</b> with one adjustable shelf compartment - 33 1/2W 19 3/4D 23 1/4H overall dimensions - 35W 20D	<b>\$895</b>
-37	 <b>2 File Drawers</b> cylinder lock on each drawer both drawers - 31 3/8W 17 3/8D 10 1/2H overall dimensions - 35W 20 3/4D	<b>\$1,660</b>

## options specific to credenza system—

-68		<b>Finished Modesty Panels</b> order for open kneewell, drawer, bridge or keypad unit determine kneewell total width and multiply width x <b>\$25</b> per inch outside back of panels are not finished	<b>\$25</b> per inch x width
-67		<b>Finished Full Back Panels</b> order for any credenza determine credenza length (each length when ordering corner) and multiply width x <b>\$25</b> per inch	<b>\$25</b> per inch x width
C84		<b>Fire Safe</b> designed to fit (freestanding) within 23, 31 or 33 Credenza Component rated one hour - UL® Fire Endurance Test up to 1700°F, outside unit and 350 inside unit, combination lock exterior 13 1/8W 15 3/4D 17 3/8H interior 9W 12D 13 1/2 H	<b>\$705</b>
C91		<b>Pull-out Shelf</b> heavy duty pull out shelf mounted on floor of cabinet for use in 18" door components, extends out 16" thru-wire access hole standard shelf dimensions - 17 1/2W 17 1/2D 3H	<b>\$305</b>
C92		<b>Pull-out Shelf</b> heavy duty pull out shelf mounted on floor of cabinet for use in 30" or 36" door components, extends out 16" thru-wire access hole standard shelf dimension - 32 1/2W 17 1/2D 3H	<b>\$375</b>

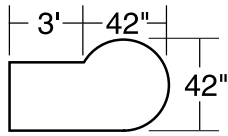


For additional options, please see SEROTINA OPTIONS & TECHNOLOGIES  
MANAGEMENT OPTIONS (pages 25-26)



## RUN-OFF WORK SURFACE / DESKING UNITS

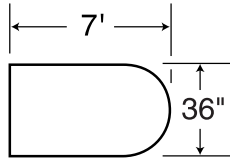
C149-000

**Custom Run-Off Work Surface Tops**

custom sizes, rounded corners, radius shapes and combination shapes such as "P"-Tops to specify combination shapes - find overall square footage minimum square footage charge is 9 square feet some restrictions apply, contact Factory

**\$155 per square foot**

C149-500

**Custom "P" Tops or Bullet Tops for Desking Units**

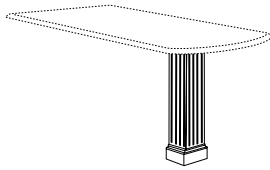
\*\*"P" Top diameter not to exceed 42"

**\$155 per square foot***description**dimensions**W**D**H**list price*

## BASE SELECTIONS

## Base Only

C149-154

**Pillar Base****\$670**

solid cherry  
fluted column  
levelers

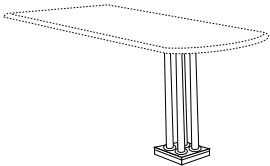
overall

8

8

29  
with top

C149-608

**Square Pillar Column Base****\$670**

solid cherry  
four columns  
levelers

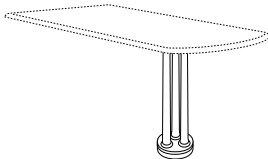
overall

8

8

29  
with top

C149-609

**Round Pillar Column Base****\$670**

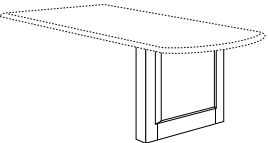
solid cherry  
levelers

overall

9 diameter

29  
with top

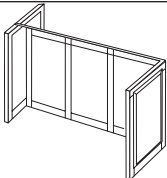
C149-067

**Panel Base for Run-Off****\$950**

solid cherry

for use on a 29"H top  
levelers

C149-068

**Panel Base for Desking Units****\$2,530**

solid cherry  
levelers

for use on a 29" H top



For additional options, please see SEROTINA OPTIONS & TECHNOLOGIES  
MANAGEMENT OPTIONS (pages 25-26)

## HI-RISE STORAGE

18", 30" or 36" components are offered in standard or full height units which can be used in various combinations. Hi-Rise basic cases are compatible with the modular credenzas. Hi-Rise units can also be ordered shorter than the credenza for specific locations or functions. Standard height Hi-Rises may be ordered as wall hung units.

## CONNECTION

This system must be used with freestanding credenza or connecting credenza units. Hi-Rise and credenza units may also be connected to wardrobe units. Hi-Rise units may also be specified with **C77** Wall Hung option. All units are shipped completely assembled as finished cases. Hardware for securing Hi-Rise unit to credenza unit will be shipped with order.

## TACKABLE SURFACES

Inside back panel, beneath flipper or standard height component, is constructed of a fabric covered, tackable surface with a cherry wood base rail at bottom of fabric panel. For COM fabric there is a handling fee of **\$30 LIST**. Please submit COM fabric sample with order. **All fabrics must be approved by Harden — large repeats and matching patterns may require extra yardage.**

Yardage requirements per each unit:

**Units C40 - C43** .....1/4 yd

**Units C50 - C53** .....1/2 yd

**Units C60 - C63** .....3/4 yd

**\*\* Please note:** When there is no fabric specified Harden will use Maharam: Messenger 001 Balsa.

## TASK LIGHTING

Task lighting is offered on noted components and features a fluorescent light mounted under individual component in work space opening. When more than one lighted component is ordered the units will have individual on/off switches.

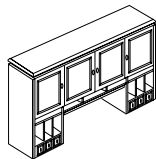
## TO SPECIFY HI-RISES

Select width of basic case to fit layout requirements. Be sure that overall width of Hi-Rise is compatible with credenza being used. Note number and width of individual components case will hold. Refer to components and select type. List product number starting with basic case (C1002-) and continue with individual component numbers from left to right.

description	dimensions	W	D	H	list price
-------------	------------	---	---	---	------------

## HI-RISE EXAMPLE:

C1002-72-38-63-38	72" Hi-Rise Storage					\$6,305
-------------------	---------------------	--	--	--	--	---------



hi-rise — 72" basic case	overall	71 1/2	15	39 1/4	\$2,150
-38 organizer		16	-	-	\$1,480
-63 double door unit / task light		30	-	-	\$1,195
-38 organizer		16	2-	-	\$1,480

basic case number	Hi-Rise overall dimensions	distance from bottom of shelf to work surface	number & size of components contained in basic cases	list price
w	d	h		

## C1002- STRAIGHT BASIC CASES

<b>C1002-18</b>	19	15	39 1/4	one 18"	<b>\$1,060</b>
<b>C1002-29</b>	30 1/2	15	39 1/4	one 30"	<b>\$1,375</b>
<b>C1002-36</b>	36 1/2	15	39 1/4	two 18" / or one 36"	<b>\$1,405</b>
<b>C1002-48</b>	48	15	39 1/4	one 18" and one 30"	<b>\$1,710</b>
<b>C1002-54</b>	54	15	39 1/4	three 18" / or one 18" and one 36"	<b>\$1,740</b>
<b>C1002-59</b>	59 1/2	15	39 1/4	two 30"	<b>\$1,910</b>
<b>C1002-66</b>	65 1/2	15	39 1/4	two 18" and one 30" / or one 30" and one 36"	<b>\$2,000</b>
<b>C1002-72</b>	71 1/2	15	39 1/4	four 18" / or two 18" and one 36" / or two 36"	<b>\$2,150</b>
<b>C1002-78</b>	77	15	39 1/4	one 18" and two 30"	<b>\$2,385</b>
<b>C1002-84</b>	83	15	39 1/4	three 18" and one 30" / or one 18" and one 30" and one 36"	<b>\$2,460</b>
<b>C1002-90</b>	89	15	39 1/4	five 18" / or three 18" and one 36" / or one 18" and two 36"	<b>\$2,505</b>
<b>C1002-96</b>	94 1/2	15	39 1/4	two 18" and two 30" / or two 30" and one 36"	<b>\$2,590</b>
<b>C1002-102</b>	100 1/2	15	39 1/4	four 18" and one 30" / or two 18" and one 30" and one 36" / or one 30" and two 36"	<b>\$2,630</b>
<b>C1002-108</b>	106 1/2	15	39 1/4	six 18" / or four 18" and one 36" / or two 18" and two 36" / or three 36"	<b>\$2,870</b>
<b>C1002-114</b>	112	15	39 1/4	three 18" and two 30" / or one 18" and two 30" and one 36"	<b>\$3,140</b>
<b>C1002-120</b>	118	15	39 1/4	five 18" and one 30" / or three 18" and one 30" and one 36" / or one 18" and one 30" and two 36"	<b>\$3,215</b>
<b>C1002-126</b>	124	15	39 1/4	seven 18" / or five 18" and one 36" / or three 18" and two 36" / or one 18" and three 36"	<b>\$3,245</b>

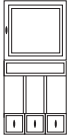




*Maximum Length in One-Piece Top*

Note: All Hi-Rise Storage units with tackboards will be shipped with one exit grommet in the lower right side.


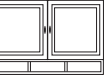

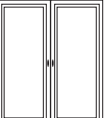


model description list price

### 18" WIDE INDIVIDUAL COMPONENTS

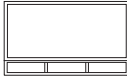


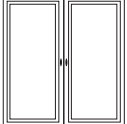
-38		<b>Organizer with Wood Door</b> one 18" door / Behind door 16W 13 1/2D 15 1/4H one horizontal shelf slot 16W 13 1/2D 3 1/4H three vertical shelf slots 5W 13D 10H three small drawers 3 3/4W 11 1/4D 4H standard with door hinged on right	<b>\$1,480</b>
-40		<b>Open Unit</b> open case / interior 16W 13 1/2D 15 1/4H open workspace below component 15" *shelf opening - 13 1/2D 3 1/4H	<b>\$425</b>
-41		<b>Open Unit with Task Light</b> same as above with light mounted beneath	<b>\$540</b>
-42		<b>Wood Door Unit</b> one 18" door / standard with door hinged on right interior - 16W 13 1/2D 15 1/4H open workspace below component 15" *shelf opening - 13 1/2D 3 1/4H	<b>\$705</b>
-43		<b>Wood Door Unit with Task Light</b> same as above with light mounted beneath	<b>\$810</b>
-170		<b>Full Length Open Unit</b> open case / interior 16W 13 1/2D 36H 2 adjustable shelves 11" between shelves maximum adjustment of each shelf 2" up or down	<b>\$945</b>
-172		<b>Full Length Wood Door Unit</b> interior 16W 13 1/2D 36H 2 adjustable shelves 11" between shelves maximum adjustment of each shelf 2" up or down standard with door hinged on right	<b>\$1,345</b>

### 30" WIDE INDIVIDUAL COMPONENTS

-50		<b>Open Unit</b> open case / interior - 27 1/2W 13 1/2D 15 1/4H open workspace below component 15" *shelf opening - 13 1/2D 3 1/4H	<b>\$525</b>
-51		<b>Open Unit with Task Light</b> same as above with light mounted beneath	<b>\$625</b>
-52		<b>Wood Door Unit</b> double door interior - 27 1/2W 13 1/2D 15 1/4H open workspace below component 15" *shelf opening - 13 1/2D 3 1/4H	<b>\$1,050</b>
-53		<b>Wood Door Unit with Task Light</b> same as above with light mounted beneath	<b>\$1,130</b>
-180		<b>Full Length Open Unit</b> open case / interior 27 1/2W 13 1/2D 36H 2 adjustable shelves 11" between shelves maximum adjustment of each shelf 2" up or down	<b>\$1,155</b>
-182		<b>Full Length Wood Door Unit</b> interior 27 1/2W 13 1/2D 36H 2 adjustable shelves 11" between shelves maximum adjustment of each shelf 2" up or down	<b>\$1,815</b>

model description list price

### 36" WIDE INDIVIDUAL COMPONENTS

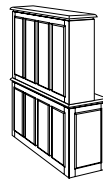
-60		<b>Open Unit</b> open case / interior - 33 1/2W 13 1/2D 15 1/4H open workspace below component 15" *shelf opening - 13 1/2D 3 1/4H	<b>\$570</b>
-61		<b>Open Unit with Task Light</b> same as above with light mounted beneath	<b>\$655</b>
-62		<b>Wood Door Unit</b> double door interior - 33 1/2W 13 1/2D 15 1/4H *shelf opening - 13 1/2D 3 1/4H	<b>\$1,065</b>
-63		<b>Wood Door Unit with Task Light</b> same as above with light mounted beneath	<b>\$1,195</b>
-190		<b>Full Length Open Unit</b> open case / interior 33 1/2W 13 1/2D 36H 2 adjustable shelves 11" between shelves maximum adjustment of each shelf 2" up or down	<b>\$1,345</b>
-192		<b>Full Length Wood Door Unit</b> interior 33 1/2W 13 1/2D 36H 2 adjustable shelves 11" between shelves maximum adjustment of each shelf 2" up or down	<b>\$2,050</b>


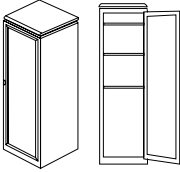
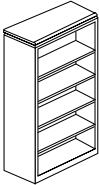
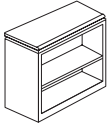


**\*Horizontal shelf unit included below component, dividers will be evenly spaced in allotted opening.**

**Please Note:** All Hi-Rise components (with the exception of full length units) include a tackable wall surface — please specify fabric when ordering. For COM, specify 3/4 yd. of 54" wide fabric with 3" or less repeat for each component.

options specific to Hi-Rise system —

<b>C77</b>	<b>Wall Hung Units</b> units may be ordered to be wall hung (with the exception of full length units) hardware for securing hi-rise storage units to wall will be shipped with order TO SPECIFY — determine type of storage unit, specify option C77 and add <b>\$160</b> per hi-rise length	<b>\$160</b> per hi-rise length
<b>C1002-67</b>	<b>Finished Full Back Panels</b> determine hi-rise length and multiply width x <b>\$38</b> per inch	<b>\$38</b> per inch x width



	<i>description</i>	<i>dimensions</i>	<i>W</i>	<i>D</i>	<i>H</i>	<i>list price</i>
<b>WARDROBES</b>						
<b>SPECIFICATIONS</b>						
<b>Standard with all Wardrobes:</b> Choice of two interiors. Right-hinged doors are standard on all single wardrobe orders unless otherwise specified. All freestanding wardrobes require the use of anti-tip hardware included with the unit.						
<b>C1053-100</b>	<b>Wardrobe</b>					<b>\$2,700</b>
	solid wood construction	overall	17 1/2	21 3/4	68 1/4	
	one shelf and hanger bar	interior — top	16	19 3/4	8	
	hinged right	interior — bottom	16	19 3/4	53 7/8	
<b>C1053-200</b>	<b>Wardrobe</b>					<b>\$2,865</b>
	solid wood construction	overall	17 1/2	21 3/4	68 1/4	
	three adjustable shelves	interior — top	16	19 3/4	8	
	hinged right	interior — bottom	16	19 3/4	53 7/8	
<b>BOOKCASES</b>						
<b>C1054-100</b>	<b>Bookcase</b>					<b>\$2,630</b>
	solid wood construction	overall	36	15	68 1/4	
	four adjustable shelves					
<b>C1054-200</b>	<b>Bookcase</b>					<b>\$1,720</b>
	solid wood construction	overall	36	15	29 1/2	
	one adjustable shelf					
<b>LATERAL FILE</b>						
<b>SPECIFICATIONS</b>						
<b>Standard with all Lateral Files:</b> All units include anti-tilt mechanism. For safety reasons, it allows only one drawer at a time per unit to be opened. It also provides a positive lock, anti-rebound feature for heavily weighted drawers. All units are standard with four lateral file drawers and cylinder lock that locks all drawers. End panels are solid wood.						
<b>C1056-100</b>	<b>Lateral File</b>					<b>\$4,150</b>
	solid wood construction	overall	35	22	53	
	four drawers	drawer	31 3/8	173/8	10 1/2	
	each drawer accommodates					
	two letter or two legal files front to back					
<b>C1056-200</b>	<b>Lateral File</b>					<b>\$2,955</b>
	solid wood construction	overall	36	22	29	
	two drawers	drawer	31 3/8	173/8	10 1/2	
	each drawer accommodates					
	two letter or two legal files front to back					

description

dimensions




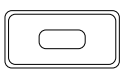

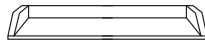



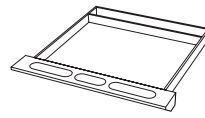
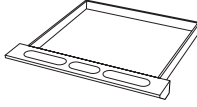
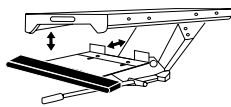
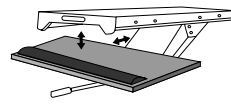
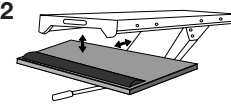
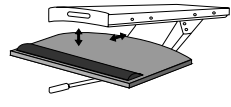
W

D

H

list price

**OPTIONS —** *The following options are available on most items.*

<b>C51</b> No Charge		<b>Matte Black Hardware (Standard)</b> solid zinc castings with Matte Black powder-coated finish. Please note: Matte Black finish is standard on all Serotina.	<b>No Charge</b>		
		<b>Metallic Blonde Hardware</b> solid zinc castings with Metallic Blonde powder-coated finish suggested for darker finishes (Brandywine and Vintage) <i>Please note: Matte Black finish is standard.</i>			
<b>C45</b>		<b>Optional Cylinder Lock</b> additional locks may be ordered on most components, cylinder locks may be keyed-alike upon request at no additional charge	<b>\$110</b>		
<b>C65</b>		<b>Rectangular Brass Grommet</b> solid brass with cap cap opening	overall	3 5/16W 1 1/2W	2D 3/4D
<b>C65-005</b>		<b>Black Grommet</b> rectangular, black anodized metal with cap cap opening should be specified with <b>C50 Black Hardware Option</b>	overall	3 5/16W 1 1/2W	2D 3/4D
<b>C55</b>	 	<b>25" Keypad</b>	overall keypad inside dim. grommet included	25W 22 3/4W	18 3/4D 16 1/2 3H 2 1/2H
<b>C57</b>	 	<b>27" Keypad</b>	overall keypad inside dim. grommet included	27W 24 3/4W	18 3/4D 16 1/2D 3H 2 1/2H
<b>C58</b>		<b>Pencil Drawer</b>	overall front compartment back compartment minimum opening	25 3/4W 22W 22W 26W	25D 18D 3D 26D 1 3/4H 1 5/16H 1 5/16H 2H
<b>C58 1/2</b>		<b>Shallow Pencil Drawer</b>	overall inside dimensions minimum opening	25 3/4W 22W 26W	18 1/2D 14D 18 1/2D 1 3/4H 1 5/16H 2H
<b>C59</b>		<b>Articulated Keyboard</b> optional full articulated keyboard arm with adjustable metal keyboard clamp includes black foam wrist rest, 15° adjustable tilt feature 10° forward and 5° backslope with 360° arm rotation, easy tray tilt feature with pull latch under tray, 6" height adjustment for low profile with spring assisted keyboard arm, additional knee clearance provided by backslope tray storage, smooth storage utilizing precision ball bearing slides, meets BIFMA standards, includes a surface grommet	keyboard clamp wrist rest kneespace	- 6 1/8 to 9 1/32D - 19 1/2W 2D 3/4H 25" minimum space required	<b>\$535</b>
<b>C60</b>		<b>Articulated Keyboard / Mouse Platform</b> same articulating mechanism as above except with wood platform, allows for right or left hand mouse area, accommodates enhanced keyboard, full length, padded leather wrist rest available in any Harden leather (specify leather when ordering), includes a surface grommet	platform wrist rest keyboard / mouse kneespace	26W 12 1/2D 1 1/2H 25W 2 1/4D 3/4H 26W 10 1/4D - 30" minimum space required	<b>\$740</b>
<b>C60 1/2</b>		<b>Articulated Keyboard</b> same articulating mechanism as above except with wood platform, full length, padded leather wrist rest available in any Harden leather (specify leather when ordering), includes a surface grommet	platform wrist rest keyboard kneespace	21W 12 1/2D 1 1/2H 20W 2 1/4D 3/4H 21W 10 1/4D - 24" minimum space required	<b>\$720</b>
<b>C61</b>		<b>Radius Articulated Keyboard</b> same features as C60 with radius back edge accommodates corner work stations only (C1004-110, C1004-310, C1050-100, C1050-101, C1050-200, C1050-201, C1050-300, C1050-301) (includes a surface grommet) <i>option on corner work stations only</i>	platform wrist rest keyboard / mouse	26W 12D 1 1/2H 25 1/4W 1 3/4D 3/4H 26W 10 1/4D -	<b>\$725</b>

description

dimensions

W

D

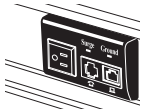
H

list price

**OPTIONS —** *The following options are available on most items.***C73****Wire Management / Electrification****\$250**

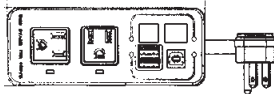
one electrical unit containing eight 110 volt outlets, two coaxial "F" connectors, two RJ45 jacks for data communications, two RJ11 jacks for fax and telephone. The flexible feed cord for plug-in connection will exit through a grommet hole and will be approximately 10' long.

**\*\* Please Note: a sketch must be provided showing the location of the exit hole for the flexible feed cord.**

**C93****Data Port****\$115**

one electrical unit containing one 110 volt outlet, one RJ45 data communications jack and one RJ11 fax/telephone jack. The flexible feed cord for plug-in connection will exit through a grommet hole and will be approximately 10' long.

**\*\* Please Note: a sketch must be provided showing the location of the exit hole for the flexible feed cord.**

**C97****Deluxe Data Port****\$155**

dark charcoal, textured, non glare finish and features 2 electrical receptacles, one RJ11 telephone jack, one RJ45 data jack and two USB ports on the face. The C97 offers one power receptacle and matching data, phone, USB ports on the back of the unit and a 10' 16-3 power cord with a 45 degree right angle plug.

**C94-200****Black Interport Unit****\$365**

pull-up unit for easy access

consists of voice/data and two receptacles

opens

7

5

2

-

-

4

**C94-100****Brushed Aluminum Data Power Port****\$475**

standard with one electrical unit

containing two 110v outlets, two RJ45 data

and a 10' power cord.

overall

8

5

3 1/2

**C94-150****Black Data Power Port****\$475**

standard with one electrical unit

containing two 110v outlets, two RJ45 data

and a 10' power cord.

overall

8

5

3 1/2

**C94-300****Brushed Aluminum Table Trough Power / Data****\$1,795**

brushed aluminum

standard with six power receptacles and

two plate cutouts (telecom plates not included), 108" cord with molded plug

Fully flexible, this unit can be customized with up to 8 power receptacles or 6 fully configurable telecom plates, depending on individual requirements.

15

9

6 3/4

**C94-350****Black Table Trough Power / Data****\$1,795**

black

standard with six power receptacles and

two plate cutouts (telecom plates not included), 108" cord with molded plug

Fully flexible, this unit can be customized with up to 8 power receptacles or 6 fully configurable telecom plates, depending on individual requirements.

15

9

6 3/4

**C94-400****Brushed Aluminum Table Trough Power / Data****\$2,145**

same as C94-300, but allows daisy-chaining of multiple units

**C94-450****Black Table Trough Power / Data****\$2,145**

same as C94-350, but allows daisy-chaining of multiple units

**C95****smartCOMM™****\$2,145****Power and Communications Unit**

Available for use with the 146-400 and 146-900 series

conference tables bases

Supplies power to worksurface

Push-down storage and access latch

Continuous grain solid top

Leather top option

Each side contains two 110V power outlets, one voice and one data communications line



One electrical reset button per dock

Must be used with either 22" square, hexagonal or octagonal Serotina or Connectives base.

**Price Includes Installation in Base Unit, with hinged door for easy access.**

Leather Top

Storage Chamber



## CONFERENCING

C146-703



C146-705



C146-902 with C95 Power & Communications Unit



C162-622 with Reeded Edge



## VISUAL BOARD

C1057-100



C1057-100 w/C66 Projection Screen



## TECHNOLOGIES MANAGEMENT

C93




C95



C94-100



C94-300


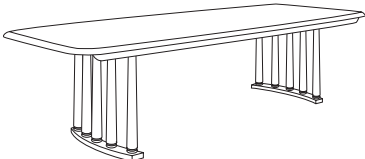



To see all of the Technologies Management options available, please refer to page 26

## CONFERENCE TABLE PROGRAM

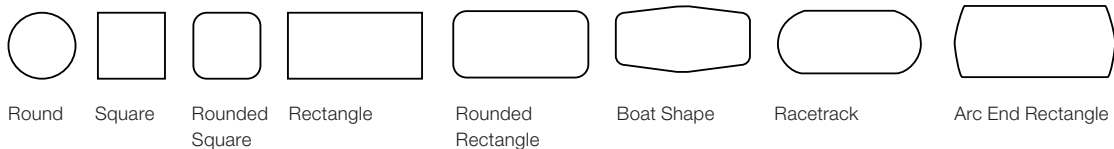
Harden offers a conference table program with a wide variety of top shapes, edge styles, and base selections of solid cherry wood construction. All conference table tops are 1 1/4" thick with an overall height of 30 1/2" high. Below is a list of the most common size tables; please specify top shape and edge detail when ordering. For sizes not listed please refer to our custom program on pages 31- 34.

\*NOTE: When figuring the number of chairs to go around a conference table: Standard allowance – 30" clearance per chair  
Premium allowance – 36" clearance per chair

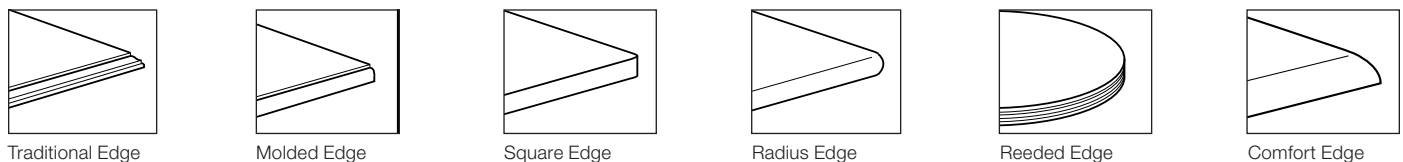
<b>C146-600 &amp; 700 Column Base Conference Table Series</b>	<i>Model</i>	<i>*Top Size</i>	<i>Top Section</i>	<i># of Bases for complete tables</i>	<i>List price</i>
 29" clearance from bottom of table to floor <b>Remember to specify top shape and edge detail</b>	146-601	42" Round 12.25 sq. ft.	1 pc	1 pc 22" round	<b>\$2,895</b>
	146-602	48" Round 16 sq. ft.	1 pc	1 pc 22" round	<b>\$3,780</b>
	146-603	60" Round 25 sq. ft.	1 pc	1 pc 32" round	<b>\$5,905</b>
 26 1/2" clearance from bottom of table to floor <b>Remember to specify top shape and edge detail</b>	146-701	36" x 72" 18 sq. ft.	1 pc	2 pcs 25" crescent	<b>\$4,250</b>
	146-702	48" x 96" 32 sq. ft.	1 pc	2 pcs 29" crescent	<b>\$7,560</b>
	146-703	48" x 120" 40 sq. ft.	1 pc	2 pcs 29" Crescent	<b>\$9,450</b>
	146-704	48" x 144" 48 sq. ft.	2 pc	2 pcs 29" crescent485	<b>\$11,340</b>
 tops over 120" will require a 2 piece top, 2 crescent end bases and one round column center base <b>Remember to specify top shape and edge detail</b>	146-705	60" x 144" 60 sq. ft.	2 pc	3 pcs 29" Crescent 32" round	<b>\$14,175</b>
	146-706	60" x 192" 80 sq. ft.	2 pc	3 pcs 29" crescent 32" round	<b>\$18,895</b>

### EXAMPLES OF TOP SHAPES

\* Be sure to specify top size, top shape and edge detail when ordering. The above pricing includes any top shape and edge detail shown below.



### EXAMPLES OF EDGE STYLES



**\*\*It is not recommended to place protective glass tops on these tables. This will create a moisture trap that could damage the top. The use of glass tops will void the product warranty should structural damage occur.**

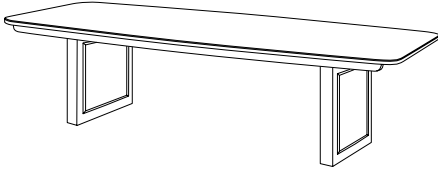


Harden offers a conference table program with a wide variety of top shapes, edge styles, and base selections of solid cherry wood construction. All conference table tops are 1 1/4" thick with an overall height of 30 1/2" high. Below is a list of the most common size tables; for sizes not listed please refer to our custom program on pages 31- 34.

\*NOTE: When figuring the number of chairs to go around a conference table: Standard allowance – 30" clearance per chair  
Premium allowance – 36" clearance per chair

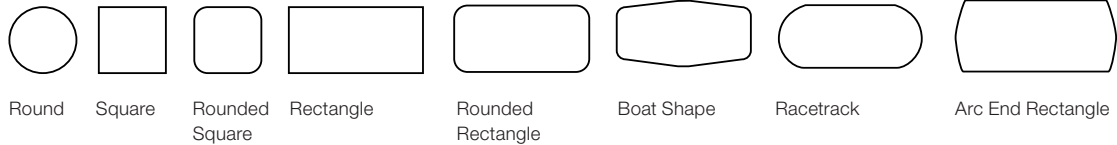
See page 35 for seating capacity chart.

### C146-800 Panel Base Conference Table Series

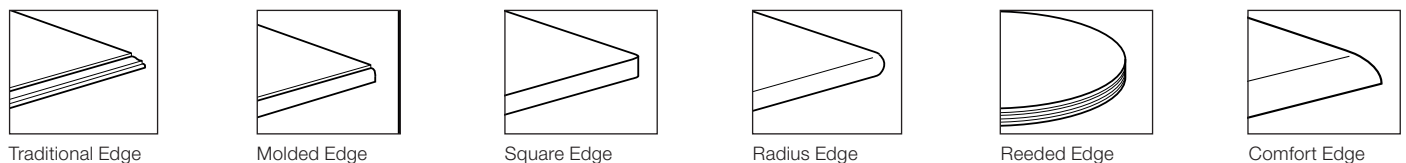
	Model	*Top Size	Top Section	# of Bases for complete tables	List Price
 <p>26 1/2" Clearance from bottom of table to floor <b>Remember to specify top shape and edge detail</b></p>	146-801	48" x 96" 32 sq. ft.	1 pc	2 pc 29" x 3 1/2"	<b>\$7,560</b>
	146-802	48" x 120" 40 sq. ft.	1 pc	2 pc 29" x 3 1/2"	<b>\$9,450</b>
	146-803	48" x 144" 48 sq. ft.	2 pc	2 pc 29" x 3 1/2"	<b>\$11,340</b>
	146-804	48" x 168" 56 sq. ft.	2 pc	3 pc 29" x 3 1/2"	<b>\$13,230</b>
	146-805	60" x 144" 60 sq. ft.	2 pc	2 pc 29" x 3 1/2"	<b>\$14,175</b>
	146-806	60" x 192" 80 sq. ft.	2 pc	3 pc 29" x 3 1/2"	<b>\$18,895</b>

### EXAMPLES OF TOP SHAPES

\* Be sure to specify top size, top shape and edge detail when ordering. The above pricing includes any top shape and edge detail shown below.



### EXAMPLES OF EDGE STYLES



**\*\*It is not recommended to place protective glass tops on these tables. This will create a moisture trap that could damage the top. The use of glass tops will void the product warranty should structural damage occur.**







Harden offers a conference table program with a wide variety of top shapes, edge styles, and base selections of solid cherry wood construction. All conference table tops are 1 1/4" thick with an overall height of 30 1/2" high. Below is a list of the most common size tables; for sizes not listed please refer to our custom program on pages 31- 34.

\*NOTE: When figuring the number of chairs to go around a conference table: Standard allowance – 30" clearance per chair  
Premium allowance – 36" clearance per chair

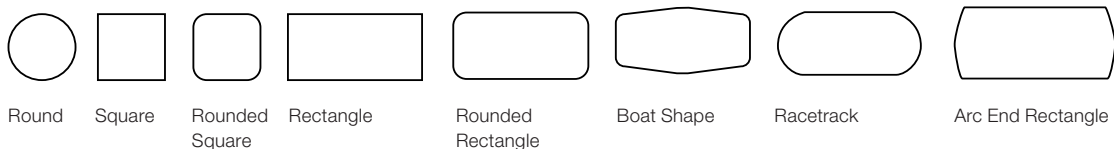
See page 35 for seating capacity chart.

### C146-900 Geometric Base Conference Table Series

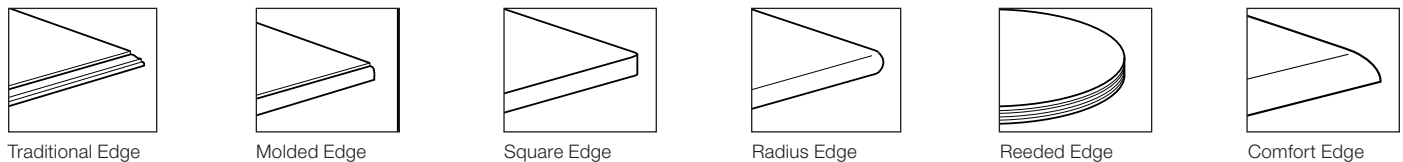
	Model	*Top Size	Top Section	# of Bases for complete tables	List Price
	146-901	48" Round 16 sq. ft.	1 pc	1 pc 18" square base	<b>\$4,320</b>
	146-902	60" Round 25 sq. ft.	1 pc	1 pc 21 1/2" square base	<b>\$6,750</b>
	146-903	72" Round 36 sq. ft.	1 pc	1 pc hexagonal base	<b>\$9,720</b>
	146-904	84" Round 49 sq. ft.	2 pc	1 pc octagonal base	<b>\$13,230</b>
	146-905	96" Round 64 sq. ft.	2 pc	1 pc octagonal base	<b>\$17,280</b>
29" Clearance from bottom of table to floor					
<b>Remember to specify top shape and edge detail</b>					
	146-906	48" x 120** 40 sq. ft.	1 pc	2 pcs 18" square base	<b>\$10,800</b>
	146-907	48" x 144** 48 sq. ft.	2 pc	2 pcs 21 1/2" square base	<b>\$12,960</b>
	146-908	48"x168** 56 sq. ft.	2 pc	3 pcs 21 1/2" square base	<b>\$15,120</b>
	146-909	48"x 240** 80 sq. ft.	2 pc	3 pcs 21 1/2" square base	<b>\$21,600</b>
	146-910	60" x 144** 60 sq. ft.	2 pc	2 pcs 21 1/2" square base	<b>\$16,200</b>
	146-911	60" x 192** 80 sq. ft.	2 pc	3 pcs 21 1/2" square base	<b>\$21,600</b>
26 1/2" Clearance from bottom of table to floor					
<b>Remember to specify top shape and edge detail</b>					

### EXAMPLES OF TOP SHAPES

\* Be sure to specify top size, top shape and edge detail when ordering. The above pricing includes any top shape and edge detail shown below.



### EXAMPLES OF EDGE STYLES



**\*\*It is not recommended to place protective glass tops on these tables. This will create a moisture trap that could damage the top. The use of glass tops will void the product warranty should structural damage occur.**



## CUSTOM CONFERENCE TABLE PROGRAM

In addition to the standard sizing and pricing on pages 28–30, Harden Contract has designed their conference table program to offer custom flexibility. Specify the custom size top, top shape and edge detail along with any base from pages 31–32. To determine list price multiply the square foot pricing listed below.

\*NOTE: When using the 146-500 Sheraton base there is an additional up charge.

## TO SPECIFY

**The following information is required for ordering from the Custom Conference Table Program:**

**C146- SOLID WOOD TOPS**

1. Select base style, top size top shape and edge style. Example: C146-100 54" x 144" Rectangle with traditional Edge.
2. Determine exact size of table tops(s) and multiply length by width, then divide by 144 to get your square footage. If table has multiple tops or special design shape, take each top and multiply overall length times overall width and add totals. **Take the square footage and multiply \$240. per square foot for table series 146-100, 146-200, 146-600, 146-700 and 146-800 and \$270. per square foot for table series 146-400, 146-500 and 146-900.**
3. Specify finish
4. Submit sketch when ordering table top shapes, such as an "L"-shaped, "U"-shaped, or closed loop design, showing top shape, dimensions, and general base placement.

See page 35 for seating capacity chart.

To compute the list price of a solid wood conference table (146-100, 200, 600, 700 & 800), use the following:  
Tables 42" (Round or Square) or under — minimum price. See pricing on model # of 42" table.


**\$240 per square foot**  
(rounding to nearest dollar)  
**minimum charge - \$2,940**

To compute the list price of a solid wood conference table (146-400, 146-500, 146-900), use the following:

**\$270 per square foot**  
(rounding to nearest dollar)  
**minimum charge - \$3,305**

**EXAMPLE PRICING — C146- SOLID WOOD TOPS priced with 600, 700, 800 Bases**

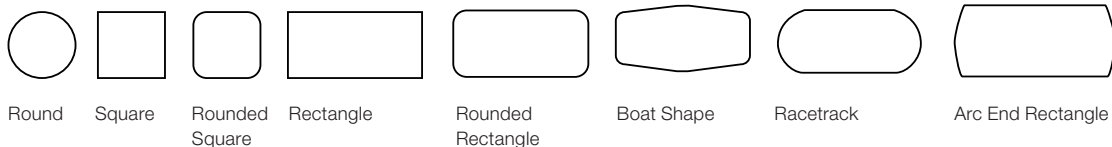
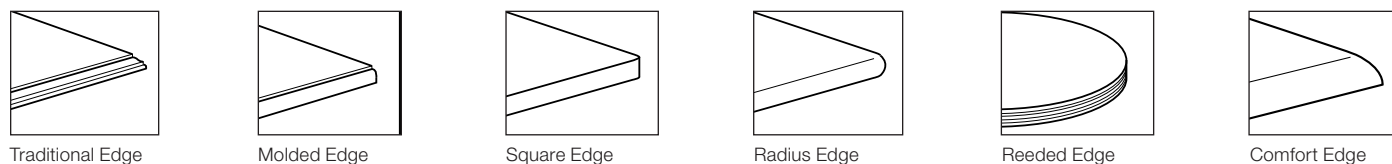
top size sq footage	top sections	146-600	bases / number of bases / size 146-700	146-800	List Price for complete tables
<b>ROUND / SQUARE / ROUNDED SQUARE TOPS</b>					
54" x 54" 20.25 sq ft	1 pc	1 pc 22" round	NA	NA	<b>\$4,860</b>
<b>RECTANGLE / ROUNDED RECTANGLE / RACETRACK / BOAT SHAPED TOPS</b>					
54" x 120" 45 sq ft	1 pc	NA	2 pcs 29" Crescent	2 pcs 29" x 3 1/2 Panel	<b>\$10,800</b>



Example: 146-700 Custom Conference Table

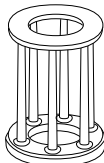

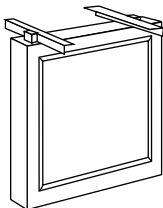
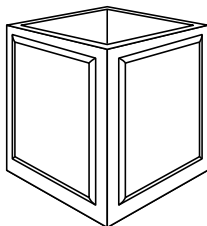
**EXAMPLES OF TOP SHAPES**

\* Be sure to specify top size, top shape and edge detail when ordering. The above pricing includes any top shape and edge detail shown below.

**EXAMPLES OF EDGE STYLES**

**\*\*It is not recommended to place protective glass tops on these tables. This will create a moisture trap that could damage the top. The use of glass tops will void the product warranty should structural damage occur.**



	<i>description</i>	<i>dimensions</i>	<i>W</i>	<i>D</i>	<i>H</i>
BASES					
C146-600	Round Base				
	solid cherry				
	six to twelve columns depending on table width				
	use with table width — 42" minimum to 59" maximum				
	use with table width — 60" minimum to 71" maximum				
	use with table width — 72" minimum and up				
C146-700	25" Crescent Base				
	solid cherry				
	four or five columns depending on table width				
	use with table width — up to 42" maximum				
	use with table width — 43" minimum to 60" maximum				
C146-800	Panel Base				
	solid cherry	up to 120"	two	30" to 44"	21 1/2" x3 1/2"
	raised panels surround	(one piece top)			
	an internal steel frame	up to 120"	two	45" to 66"	29" x 3 7/8"
	engineered for maximum stability	(one piece top)			
		over 144"	one at	67" and over	48" x 3 7/8"
	with additional	each end			
	base at each				
	top joint				
C146-900	Geometric Panel Base				
	solid cherry	48" x 48" (48" dia.)	one	-	18" x 18" square
	raised panels	60" x 60" (60" dia.)	one	-	22" x 22" square
	molded base rails	72" x 72" (72" dia.)	one	-	31" hexagonal
	configured into square, hexagonal	84" x 84" (84" dia.)	one	-	41" octagonal
	or octagonal cylinders	96" x 96" (96" dia.)	one	-	51" octagonal
	according to size of top ordered				
	all panels are 22"				



**CUSTOM VENEER  
CONFERENCE TABLE  
PROGRAM**

Harden offers a conference table program with a wide variety of top shapes, edge styles, and base selections in decorative veneer tops (C162-). Each table from this program is custom designed by you to meet your boardroom specifications. Conference tables may be ordered any size and any shape (some restrictions may apply to decorative veneer tops). To order refer to the following information for selection, availability, specifications, pricing and ordering procedures.

**TO SPECIFY**

**The following information is required for ordering from the Custom Veneer Conference Table Program:**

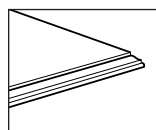
**C162- DECORATIVE VENEER TOPS**

1. Select base style, top size top shape and edge style, veneer pattern and veneer species.
2. Submit drawing to Factory for quotation and verification of specifications.

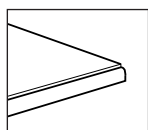
**Before specifying—review the following specification information:**

TOP STYLE SELECTIONS	C162- DECORATIVE VENEER TOPS	C162- DECORATIVE VENEER TOPS
<b>CONSTRUCTION</b>	Custom inlay veneer design with solid wood edges. See bases for each specification.	<p>The most popular veneer in this program is Cherry, Burl, and Maple (bird's eye). Other typical veneers are Birch, Oak (red and white), White Ash, Natural Elm and Walnut. Some veneers may have restrictions on finishing and types of patterning possible.</p> <p><b>PATTERNS</b> — In selecting veneer patterns the following should be taken into consideration:</p> <ol style="list-style-type: none"> <li>1. <b>shape of table</b></li> <li>2. <b>type of veneer(s) used</b></li> <li>3. <b>finish coloration</b></li> <li>4. <b>final design effect desired</b></li> </ol> <p>Typical veneer patterns are sunburst (quartered or flat cut), four-way center butt, "V", reverse diamond, diamond, and herringbone. Refer to drawings at left.</p> <p><b>INLAYS</b> — Inlays of different veneers in various widths may be specified to add additional decorative treatments. The minimum size should be 1/16" and the maximum size will be determined by size of table and effect desired.</p> <p><b>SPECIAL NOTE</b> — All varieties of hardwood have specific grain patterns, and other natural characteristics, that give each piece of veneer a unique appearance. These characteristics enhance the beauty of natural wood. Harden Contract incorporates these natural and man-made characteristics into its specifications to offer premium grade domestic veneers for this program. Harden Contract cannot be responsible for variations due to natural characteristics.</p>
<b>BASE STYLES</b>	<p><b>ONLY</b> Harden Contract standard bases are available —</p> <ul style="list-style-type: none"> <li>- Queen Anne (-100)</li> <li>- Panel (-200)</li> <li>- Panel Geometric (-400)</li> <li>- Sheraton (-500)</li> <li>- Round Column Base (-600)</li> <li>- Crescent Column Base (-700).</li> </ul>	
<b>TOP SIZE &amp; SHAPE</b>	Any size and any shape of table top can be specified. Some veneer patterning restrictions may apply.	
<b>TOP THICKNESS</b>	Decorative veneer top thickness will vary according to edge style and construction.	
<b>TABLE HEIGHT</b>	<b>ALL</b> conference tables are 30 1/2" high.	
<b>CHAIR CLEARANCE</b>	Aprons are not used in this construction. Clearance will vary according to edge style and top construction. For chair width allowance, use the following: <i>Standard Allowance — 30" clearance per chair</i> <i>Premium Allowance — 36" clearance per chair</i>	
<b>EDGE STYLES</b>	Harden Contract standard edge styles are available. Custom shapes are also available, but some restrictions may apply.	

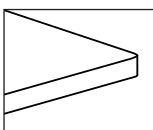
**\*\*It is not recommended to place protective glass tops on these tables. This will create a moisture trap that could damage the top. The use of glass tops will void the product warranty should structural damage occur.**

**EXAMPLES OF EDGE STYLES**

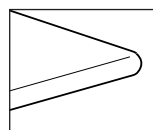
Traditional Edge



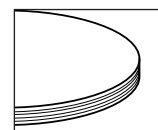
Molded Edge



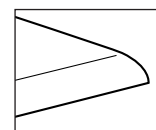
Square Edge



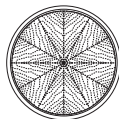
Radius Edge




Reeded Edge



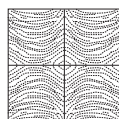
Comfort Edge

**VENEER PATTERNS & INLAYS**


Sunburst Quartered



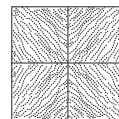
Sunburst Flat Cut




Four-way Center Butt



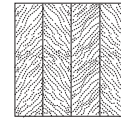
"V"



Reversed Diamond

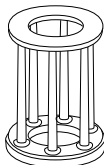
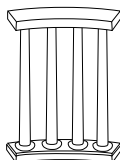
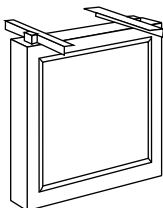
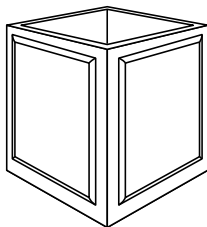
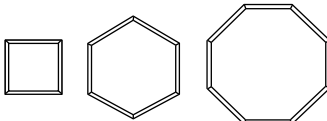


Diamond



Herringbone

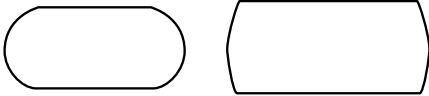







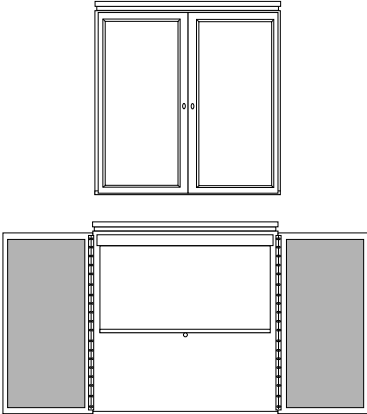
	<i>description</i>	<i>dimensions</i>	<i>W</i>	<i>D</i>	<i>H</i>
BASES					
C146-600	Round Base				
	solid cherry				
	six to twelve columns depending on table width				
	use with table width — 42" minimum to 59" maximum				
	use with table width — 60" minimum to 71" maximum				
	use with table width — 72" minimum and up				
C146-700	25" Crescent Base				
	solid cherry				
	four or five columns depending on table width				
	use with table width — up to 42" maximum				
	use with table width — 43" minimum to 60" maximum				
C146-800	Panel Base				
	solid cherry	up to 120"	two	30" to 44"	21 1/2" x3 1/2"
	raised panels surround	(one piece top)			
	an internal steel frame	up to 120"	two	45" to 66"	29" x 3 7/8"
	engineered for maximum stability	(one piece top)			
		over 144"	one at	67" and over	48" x 3 7/8"
	with additional	each end			
	base at each				
	top joint				
C146-900	Geometric Panel Base				
	solid cherry	48" x 48" (48" dia.)	one	-	18" x 18" square
	raised panels	60" x 60" (60" dia.)	one	-	22" x 22" square
	molded base rails	72" x 72" (72" dia.)	one	-	31" hexagonal
	configured into square, hexagonal	84" x 84" (84" dia.)	one	-	41" octagonal
	or octagonal cylinders	96" x 96" (96" dia.)	one	-	51" octagonal
	according to size of top ordered				
	all panels are 22"				
<div></div>					



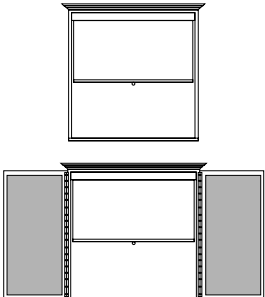
**SEATING CAPACITY CHART**

Estimates based on average chair dimensions; for exact capacities, chair dimensions must be determined.

STYLE	TOP SIZE . . . . .	SEATING CAPACITY
<b>RECTANGULAR / RACETRACK</b>		
	72" x 36" . . . . .	.6
	84" x 42" . . . . .	.8
	96" x 48" . . . . .	.8
	120" x 48" . . . . .	10
	132" x 48" . . . . .	11
	144" x 48" . . . . .	12
	168" x 54" . . . . .	12
	192" x 54" . . . . .	14
	216" x 60" . . . . .	16
	240" x 60" . . . . .	18
<b>BOAT</b>		
	96" x 48" x 36" . . . . .	.8
	120" x 48" x 36" . . . . .	10
	132" x 50" x 36" . . . . .	11
	144" x 52" x 38" . . . . .	12
	168" x 54" x 38" . . . . .	14
	192" x 56" x 40" . . . . .	16
	216" x 58" x 40" . . . . .	18
	240" x 60" x 42" . . . . .	20
<b>OVAL</b>		
	72" x 36" . . . . .	.4
	84" x 42" . . . . .	.6
	96" x 48" . . . . .	.6
	120" x 48" . . . . .	.8
<b>SQUARE</b>		
	48" Diameter . . . . .	.4
	72" Diameter . . . . .	.6
	96" Diameter . . . . .	.8
<b>ROUNDS</b>		
	46" Diameter . . . . .	.4
	48" Diameter . . . . .	.5
	60" Diameter . . . . .	.7
	72" Diameter . . . . .	.8
	84" Diameter . . . . .	.9
	96" Diameter . . . . .	10
	120" Diameter . . . . .	12
	144" Diameter . . . . .	15

	<i>description</i>	<i>dimensions</i>	<i>W</i>	<i>D</i>	<i>H</i>	<i>list prices</i>
<b>C1057-100</b>	<b>Visual Board with Doors</b>					<b>\$ 3,580</b>
	raised panel double doors	overall	48	4 1/2	50	
	solid wood construction	opens to	96	3 1/4	50	
	LCS porcelain writing surface	COM fabric	2 yds			
	solid wood storage tray					
	cleats enclosed for wall mounting					
	fabric-covered, tackable surface inside doors					
	COM fabric can be used, handling fee of \$30 net					
	Please submit COM fabric sample with order.					
	Note; large repeats and matching patterns may require extra yardage.					
	<b>All fabrics must be approved by Harden.</b>					
	<b>** Please note: When there is no fabric specified Harden will use Maharam: Messenger 001 Balsa.</b>					

option specific to visual —

<b>C66</b>	<b>Pull-down Projection Screen</b>					<b>\$210</b>
	matte white finish					
	must be ordered with visual					
	cannot be added in field					





**Factory & Showroom —**

HARDEN FURNITURE CONTRACT DIVISION

8550 Mill Pond Way

McConnellsville, NY 13401-1844

Contract Division . . . . . 315 / 675-3600

. . . . . 315 / 245-1000

Fax . . . . . 315 / 245-2884

*Harden has established a computerized voice mail box system in their corporate phone lines in order to expedite your incoming calls. When you call the corporate phone number, please use the following extension numbers:*

**Customer Service. . . . . Ext. 216**

. . . . . **Ext. 229**

. . . . . **Ext. 253**

**Shipping . . . . . Ext. 252**

---

**Chicago Showroom —**

Harden Contract

222 Merchandise Mart ■ Space 10-164

Chicago, IL 60654

Telephone . . . . . 312 / 645-0814

Fax . . . . . 312 / 222-1519

solid wood furniture for the commercial environment

**HARDEN**contract

HARDEN FURNITURE, INC.

8550 Mill Pond Way, McConnellsville, New York 13401

315 / 675-3600 Fax 315 / 245-2884 contract@harden.com

**www.hardencontract.com**

MADE IN USA

