

SEATING / LOUNGE PRICE LIST

Number 15

effective April 1, 2013

updated 9/22/15



HARDEN contract®

TERMS	1% 10 days, net 30. All prices FOB, McConnellsville, NY. All prices are subject to change without notice. Possession of this price list does not constitute authority to purchase.
CANCELLATIONS	Unless approved by our office, cancellations will not be accepted on any order which has been placed in production. Where cancellations are accepted, and received in writing a restocking charge will be assessed."
WARRANTY	<ol style="list-style-type: none"> 1. Harden warrants standard catalog casegoods for ten years from the date of shipment against defects in workmanship when put to ordinary use. This warranty does not cover damage or injury caused by unreasonable or abusive use, by failure to provide necessary or reasonable care, by accident, alteration, tampering or negligence by anyone other than Harden. Due to variations in color, texture and grain, the products are not warranted against such variation. 2. Harden warrants standard seating from the catalog to be free of defects in workmanship under normal single shift service for a period of five years from date of shipment. While we utilize the finest upholstery fabrics available, we cannot guarantee any fabric for wearability or color fastness. Similarly, variations in fabric color cannot be avoided. We cannot be responsible for variations beyond a reasonable commercial match. If an exact color match is required, a cutting of the fabric should be submitted-with your order. Items ordered after original order must be matched with the original fabrics dye lot. If this is not possible due to dye lot availability, then exact color match cannot be guaranteed. 3. It is not recommended to place glass tops on solid wood tops. This will create a moisture trap that could damage the wood surface. The use of glass tops will void the product warranty should structural damage occur. 4. Once a COM is inspected and accepted, Harden assumes no responsibilities for its overall performance flammability, normal durability, colorfastness, or any other quality after upholstered on Harden frames.
DAMAGED OR DEFECTIVE MERCHANDISE	<p>We strive to produce a fine quality product and to deliver it to our customers with the utmost care. Should problems occur, however, we will do our best to resolve them promptly and completely. In order to avoid any misunderstanding we offer the following guidelines:</p> <ol style="list-style-type: none"> 1. Damaged or defective merchandise must be reported to our Customer Service Department in writing no later than 10 days from original shipping date. 2. Should any item on our truck be damaged, our driver has the authority to return it for prompt repair or replacement. 3. We reserve the right to determine the most appropriate means of resolving a claim involving damage or defective merchandise. 4. We cannot assume responsibility for damage that occurs once merchandise leaves our trucks. 5. Local repair charges will not be accepted unless approved in advance, by Harden Contract. 6. In the event of a problem, we will assume full responsibility for transporting the merchandise between our factory and the delivery point on our trucks. We cannot assume responsibility for any secondary delivery costs to and from your customer, and will not accept the cost of returning merchandise to our factory via another carrier.
DESIGNS	All dimensions are approximate. The products shown in our catalog are, and remain, our property, and we reserve exclusive right to manufacture the items shown. We reserve the right to make changes in our designs, details, and dimensions without notice.
ORDER ACKNOWLEDGEMENT	<ol style="list-style-type: none"> 1. Order acknowledgments, indicating final production specifications, will be made promptly. It is your responsibility to check the acknowledgments for errors. Each order will be checked and acknowledged by Harden Contract. Customers should check each acknowledgement for accuracy and immediately notify Harden of any discrepancies in writing. This printed acknowledgement is the final agreement between Harden and the customer, superseding all previous communications regarding the order. We cannot accept telephone orders without a confirming purchase order. 2. <u>Orders will not be released for production until all information is complete (i.e. finish selection, fabric description, etc.).</u>
SHIPPING	<ol style="list-style-type: none"> 1. Unless otherwise specified, we will ship your order complete, as ready, on our company trucks. We reserve the right however, to route shipments via common carrier where we deem appropriate. 2. Shipments will normally be made to your place of business or standard receiving address. However, we may agree to deliver your order directly to the job site. In such cases, we must insist that the delivery location be fully accessible to a tractor-trailer, and that you provide the labor necessary to unload and place the merchandise. 3. Harden Furniture has made no provision for storage. If the customer is unable to accept delivery of furniture as scheduled, the customer has sole responsibility to provide new shipping instructions, and to accept any storage or transportation costs related to the delay. 4. IMPORTANT: Make certain entrances, elevators, etc. are adequate for large units. Our drivers are not responsible for delivery to anywhere other than a building receiving area. Please make certain that transportation to the point where the furniture is to be used is carefully considered and arranged for by the customer.

CARTONING & CRATING

All merchandise will be blanket wrapped for shipment unless otherwise specified. Special cartoning or crating is available at an additional charge as shown below.

<i>Application</i>	<i>Method</i>	<i>Seating</i>	<i>Case Goods</i>
Container — loaded at factory.	Carton	5% of Net Price	5% of Net Price
Common Carrier (Freight and UPS/RPS)	Carton	5% of Net Price	8% of Net Price
Our truck to a warehouse (for later shipment via common carrier or container).	Carton	5% of Net Price	8% of Net Price
Air freight or other preventative need. Cartoned pieces, sent freight, will be re-enforced to add extra protection.	Crate	8% of Net Price	8% of Net Price

MINIMUM CARTONING CHARGE: **\$52 NET**
 MINIMUM CRATING CHARGE: **\$104 NET**

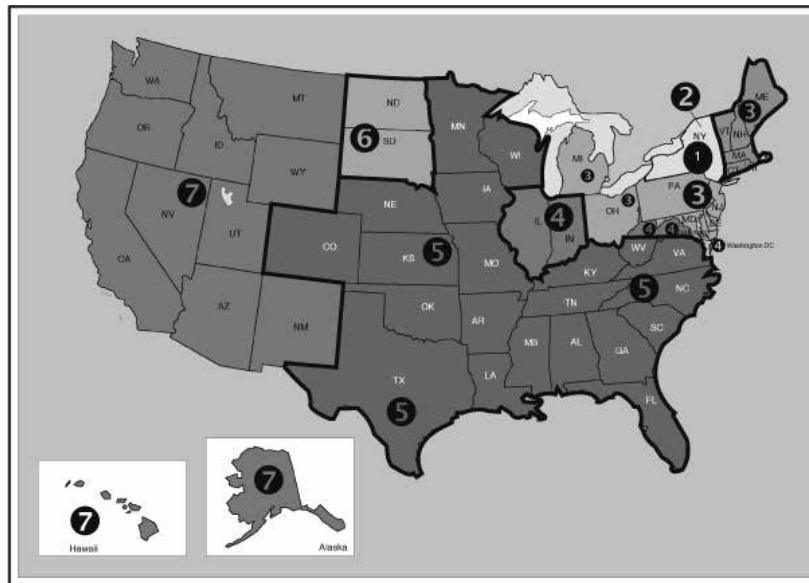
PERCENTAGES — Also apply to furniture that is not normally cartoned or crated and sent via Harden Truck.

SHIPPING ZONES

Unless otherwise specified, we will ship your order on our Company trucks. We reserve the right, however, to route shipments via common carrier where we deem appropriate.

To calculate the freight cost at the time of order placement, please adhere to the following:

1. Determine the zone to which Harden products are to be shipped.
2. Use the table below to calculate the freight cost as a percentage of the total Net Price of your order.
3. Please indicate on your purchase order the shipping address, zone and percentage for shipping.



Please contact factory for any applicable fuel surcharges.

Zone 1	4%	New York State within 150 miles of Factory, McConnellsville.
Zone 2	5%	New York State Beyond 150 miles.
Zone 3	7%	DE, DC, MD, MI, ME, VT, NH, MA, RI, CT, NJ, OH, PA, Northern VA (above Richmond)
Zone 4	8%	IL, IN, Northern WV (Charleston & above)
Zone 5	10%	AL, AR, CO, FL, GA, IA, KS, KY, LA, MN, MS, MO, NE, NC, OK, SC, Southern VA (Richmond & below), southern WV (below Charleston), TN, TX, WI
Zone 6	11%	ND, SD
Zone 7	12%	AZ, CA, ID, MT, NV, NM, OR, UT, WA, WY
Special: Hawaii and Alaska, must use designated freight forwarding company in CA plus crating charge.		

ARM & SIDE CHAIRS / STACKING CHAIRS

C150



C181



C557



C583



C826



C886



C939



C1500



C1501



C1550



C1889 1/2



C2983



C2980 / C2984



C2982-200



C6754

**WING CHAIRS**

C709



C885

**LOUNGE**

C934



C1971-100



C1972-100



GATSBY LOUNGE

C1220-100



C1220-200



RETRO LOUNGE CHAIR

C1224



1240 LOUNGE COLLECTION

C1240-100



C1240-200



C1240-300



1400 LOUNGE SERIES

C1444-100 / C1443-100 / C1442-100



C1442-200



Tables
(clockwise) —
C1450-100
C1451-200
C1451-100
C1452-100

PUMA LOUNGE SERIES

C1610-800



C1610-200



C1630-100



C1633-100



C1634-100



C1635-100



MAXWELL LOUNGE SERIES

C1510-100



C1510-200



ORA GUEST CHAIRS

C1843-100



C1842-100



FIVE-PRONG BASE CHAIRS TRADITIONAL

C150 1/2



C826 1/2



C827



FIXED BASE SEATING

C1204-600



C1403-600



1200 POCKET CHAIR SERIES

C1204-100



C1205-100



1400 EXECUTIVE CHAIR SERIES

C1400-100



C1401-100



C1405-100



C1406-100



C1408-105



C1403-100



C1407-100



C1402-100



1400 SYNCHRO CHAIR SERIES

C1409-100



C1410-100



synchro-tilt mechanism



-100 / wood base



-105 / black base



C90 / solid brass scuff plates

ORA EXECUTIVE CHAIRS

C1800-100



C1801-105



C1900-115



C1901-105



-100 / wood base



-105 / black base



-110 / polished base



-115 / black nylon base



C76 / height adjustable arm



C78 / height/width adjustable arm



C83 / height adjustable back (ratchet)



C78-100 / c-arm option

VERVE SERIES

C1711-100



C1710-105



C1711-110



C17-100 corrian tablet



C17-200 solid cherry tablet


C1712-200



C1720-100



C1720-200



C18-100 solid cherry bookshelf

CONSTRUCTION

1. For strength, joints are double doweled and glued for durability.
2. To provide a square and rigid frame, each corner is blocked, fitted, screwed and glued into position.
3. All exposed wood is solid cherry, finished to match other items on your order.
4. Wherever possible, seats are eight-way hand-tied for lasting comfort.
5. Standard seating and cushioning, however, varies with the design of the piece.

DIMENSIONS

Since all Harden upholstery is custom made, there may be slight variations in dimensions.

CASTERS



FOUR-LEG CASTER CHAIRS — C583 1/2 and C6754: Standard with brass hooded ball casters.

FIVE-PRONG, PEDESTAL BASE CHAIR — C827

1. Standard Executive Swivel Chairs (i.e., C827) are available only with brass hooded ball casters.
2. C1400 Five-prong Pedestal Base Chairs are available as wood bases (-100/-200) with brass hooded, dual wheel, black casters; or as matte black nylon bases (-105/-205) with integral, black shrouded, dual wheel caster.
3. C1200 Pocket Chair Series are only available with black base with integral, black shrouded, dual wheel casters.

Brass Hooded, Dual Wheel Caster
C1400 Series, Four Leg Chairs and Five
Prong Pedestal Base Chairs with Wood Base

Integral, Black Dual Wheel Caster
C1400 & C1200 Series with Black Base

**COMFORT WRINKLES**

The natural stretching of most upholstery fabrics will invariably lead to the formation of comfort wrinkles during normal use. These wrinkles may be more pronounced on larger cushions, and with some heavily woven fabrics, especially pocket weaves, but should be considered a normal characteristic of fine cushion construction.

COMBINATION FABRICS

If a combination of fabrics is used, the price will be determined by the **highest grade** of fabrics selected.

CONTRASTING WELTS

Where welt is standard, contrasting fabric may be special ordered per the following pricing guide.

<i>Product</i>	<i>Fabric on Fabric</i>	<i>Leather on Fabric</i>	<i>Leather on Leather</i>
Chair — all over	\$75	\$210	\$90
Love Seat — all over	\$180	\$330	\$210
Sofa — all over	\$240	\$540	\$240
Cushions only	\$30 ea	\$60 ea	\$60 ea

DYE LOTS

Due to natural variations in fabric dye lots, we cannot be responsible for exact color matching, and suggest that a dye lot sample accompany any order where color matching is critical.

While we utilize the finest upholstery fabrics available, we cannot guarantee any fabric for wearability or color fastness. Similarly, variations in fabric color cannot be avoided. We cannot be responsible for variations beyond a reasonable commercial match. If an exact color match is required, a cutting of the required color should be submitted with your order.

Items ordered after original order must be matched with original color's dye lot number. If this is not possible due to dye lot availability, then exact color match cannot be guaranteed.

FLAMMABILITY

CONTENTS: Harden seating can be manufactured to meet specific fire codes at an additional charge. **California Technical Bulletin 133 can be met, contact factory for unit pricing. Please contact factory if additional fire codes are required.**

MECHANISMS

STANDARD EXECUTIVE SWIVEL CHAIR (i.e., C827):

Available only with —

Collier-Keyworth, swivel-tilt mechanisms, and gas cylinder controls which are lubrication free and exceed ANSI and BIFMA Standards.

C1400 PEDESTAL BASE CHAIRS:

Ergonomic —

Knee-tilt pivot mechanism with spring tension adjustment provides: 15° of rearward travel and forward tilt feature of 5° forward travel. Tilt lock-out device prevents movement in upright or forward pitch positions. C82 Optional Lumbar Support Enhancement that adds extra lumbar area protrusion and can be adjusted to personal preference. C85 Vertically Adjustable Lumbar Support Enhancement has an additional vertical adjustment.

Available as — Wood Base

-100 Five-prong, hand-carved wood base with brass hooded, dual wheel casters; gas cylinder height adjustment; welded steel base with solid cherry caps.

Black Base

-105 Five-prong, matte black nylon base with integral, black shrouded, dual wheel casters; and gas cylinder height adjustment.

C1409 & C1410 SYNCHRO CHAIRS:

Same as above except:

Synchro knee-tilt mechanism that allows for the seat and back to move independently. Adjustable back positioning — from 5° forward of neutral to full recline — with infinite lock-out.

C1200 POCKET CHAIR SERIES:

Ergonomic —

Available only with —

Forward pivot tilt with reclining tension adjustment and forward tilt lock.

Black composite resin base with integral, black dual wheel casters; and adjustable-height, Collier-Keyworth mechanism.

FIXED BASE SEATING:

Features —

Gas height adjustability and recline tension adjustability with a limited recline to facilitate row configuration. Welded steel mechanism with a black matte finish. Memory return that automatically returns chair to forward-facing position when user exits chair.

Available as —

C1201, C1401, C1402, C1403, C1406

NAIL TRIM

Items that are standard with nail head trim are marked accordingly in the Price List. Standard nail head trim is French Natural. Three optional nail head trims may be substituted at no additional charge. Specify desired nail trim on each seating item ordered. If not specified, French Natural will be shipped automatically.

**FRENCH NATURAL** — 3/8" dull lacquer, brass finish — **STANDARD****GILT BRIGHT BRASS** — 3/8" bright brass finish**DECORATIVE** — 3/8" shiny brass finish**ANTIQUE** — 3/8" dull antiqued, brass finish**STANDARD FINISHES**

All Harden Contract's products with exposed wood are constructed of solid cherry and are available in the following:

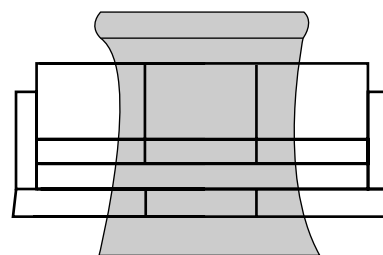
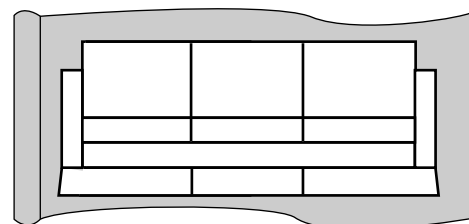
BRANDYWINE**CHAMPAGNE****CINNABAR****VINTAGE****ESTATE****OLD TAVERN****CAMBRIDGE****SPECIAL MATCHED FINISHES**It is generally possible to match any special finish at an additional charge of **15%**. Please submit a color panel with your order.**CATALYZED LACQUER**

Catalyzed Lacquer is standard on five-prong caster based chairs. This finish is specially formulated to provide extra durability in the office environment and is hand-rubbed to a soft, satin sheen.

COM YARDAGE REQUIREMENTS

Specified in this price list for each seating item are yardage requirements for plain 54" fabrics /vinyls where matching is not required. For fabrics with pattern repeats, refer to the proper column in the chart below to determine the amount of yardage that should be added to the requirements of the COM being supplied.

54" MATERIAL				
Plain Material up to 3" Repeat	Matched Pattern Repeat			
	4" to 14"	15" to 21"	22" to 28"	29" to 36"
1	1 1/4	1 1/4	1 1/4	1 1/4
2	2 1/4	2 1/2	2 1/2	2 1/2
3	3 1/2	3 1/2	3 3/4	3 3/4
4	4 1/2	4 3/4	5	5
5	5 1/2	5 3/4	6	6 1/4
6	6 3/4	7	7 1/4	7 1/2
7	8	8 1/4	8 1/2	8 3/4
8	9	9 1/4	9 3/4	10
9	10	10 1/2	11	11 1/4
10	11	11 1/2	12	12 1/2
11	12 1/4	12 3/4	13 1/4	13 3/4
12	13 1/4	14	14 1/2	15
13	14 1/2	15	15 3/4	16 1/4
14	15 1/2	16 1/4	17	17 1/2
15	16 1/2	17 1/4	18	18 3/4
16	17 3/4	18 1/2	19 1/4	20
17	19	19 3/4	20 1/2	21 1/4
18	20	20 3/4	21 3/4	22 1/2
19	21	22	23	23 3/4
20	22	23	24	25
21	23 1/4	24 1/4	25 1/4	26 1/4
22	24 1/4	25 1/4	26 1/2	27 1/2
23	25 1/2	26 1/2	27 3/4	28 3/4
24	26 1/2	27 3/4	29	30

**RIGHTWAY (AS WOVEN)****RAILROADED**

1. **All customer covers should be sent prepaid, or handling charges will be made.**
2. It is suggested, that if a fabric is selected with an unusual repeat, a sample be submitted, and our Upholstery Department will determine the required yardage.
3. Patterns with stripes require extra yardage.
4. All fabrics should be properly identified by showing manufacturer's style number, your name, and purchase order number.
5. Be sure to specify whether striped fabrics are to be applied horizontally or vertically.
6. We reserve the right to use our best judgment in determining if a fabric is to be cut the way it is woven (rightway) or railroaded, unless cutting instructions are clearly stated on your order.
7. We also reserve the right to determine which side of a COM is the right side, or face, of the fabric, unless it is specifically indicated.
8. When selecting fabrics, it should be understood that some plaids and striped patterns cannot be matched on all portions of an upholstered piece.
9. Non-symmetrical patterns cannot be matched on reversible cushions and some outside panels.
10. Fabrics with patterns repeated horizontally on each half width of the goods cannot be centered on some pieces without seams.
11. We must assume that all COM fabric received has been properly inspected, is free of defects, and is acceptable to the customer.
12. **Once a COM/COV is received, Harden assumes no responsibilities for its overall appearance, flammability, normal durability, colorfastness, or any other quality after upholstered on Harden frame.**
13. When vinyls or leathers are furnished by the customer, the price is listed as COL/COV.

CUSTOMERS' OWN MATERIAL / CUSTOMERS' OWN LEATHER / CUSTOMERS' OWN VINYL INFORMATION FORM

Proper identification of your fabric is of the utmost importance. To make this process easier and to help eliminate costly errors, please copy this form and attach it to your P.O. to Harden and to the order you send to your fabric source. Request that they attach it to the fabric that is being shipped to Harden Contract.

IMPORTANT: Copy this form, and attach to your PO to Harden Contract and fabric for all COM / COL / COV ORDERS.

SPECIFIER INFORMATION

Name: _____

Address: _____

Dealer Order #: _____

Style or Frame #: _____

Date of Order: _____

Customer's Name: _____

_____**FABRIC INFORMATION**

Fabric Supplier: _____

Address: _____

Pattern #/ Color: _____

of Yards being sent: _____

of Sq. Feet being sent: _____

Direction of Fabric: Rightway _____

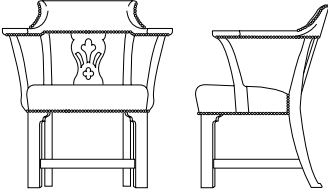
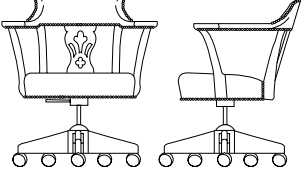
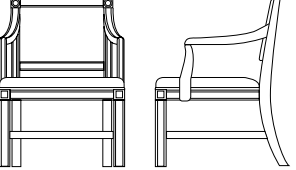
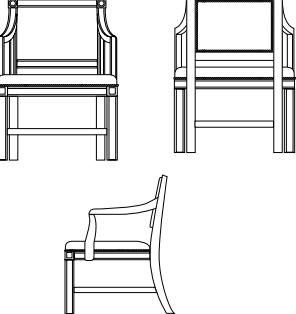
Railroaded _____

FACE OF FABRIC: Harden will assume that the face side is rolled in. If there can be a question concerning which side is the face side, please either **attach a marked cutting** or clearly tag the face side of the roll being sent.

Special Instructions: _____

RETURN COM/COL/COV MATERIAL ☐ **to:** _____

Ship to: HARDEN FURNITURE CONTRACT DIVISION
8550 Mill Pond Way
McConnellsville, NY 13401-1844

	description	dimensions	COM/COV yardage - 54" COL sq ft	list price	
C150	Arm Chair				
	nail trim (French Natural)	OW 28	1	COM	Premium Leather
	on seat base and around	OD 24	17 sq ft	COL/COV	
	arms and back	OH 33			
	detailed wood slat back	WI 20 1/2		Grade A	
	wood frame	ID 19		Grade B	
	stretchers	IH 15		Grade C	
		AH 28		Grade D	
		SH 19		Grade E	
C150 1/2	Arm Chair				
	nail trim (French Natural)	OW 28	1	COM	Premium Leather
	on seat base and around	OD 24	17 sq ft	COL/COV	
	arms and back	OH 32 1/2 - 36			
	detailed wood slat back	WI 20 1/2		Grade A	
	five-prong wood base	ID 19		Grade B	
	brass hooded dual	IH 15		Grade C	
	wheel black casters	AH 25 1/2 - 29		Grade D	
	manual height adjustment	SH 17 1/2 - 21		Grade E	
C181	Arm Chair				
	double welted seat	OW 23	1	COM	Premium Leather
	upholstered seat & back	OD 24 1/2	17 sq ft	COL/COV	
	wood frame with carving	OH 33 1/2			
	stretchers	WI 18		Grade A	
		ID 19 1/4		Grade B	
		IH 15 1/2		Grade C	
		AH 25		Grade D	
		SH 19		Grade E	
C181 1/2	Arm Chair				
	nail trim (French Natural)	OW 23	1	COM	Premium Leather
	on seat and outside back	OD 24 1/2	17 sq ft	COL/COV	
	upholstered seat & back	OH 33 1/2			
	wood frame with carving	WI 18		Grade A	
	stretchers	ID 19 1/4		Grade B	
		IH 15 1/2		Grade C	
		AH 25		Grade D	
		SH 19		Grade E	

Key for abbreviations:

OW = overall width

OD = overall depth

OH = overall height

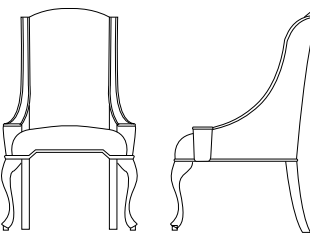
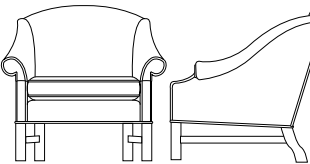
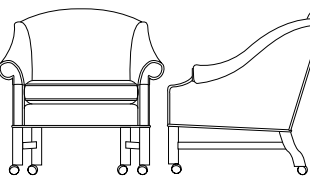

WI = inside width

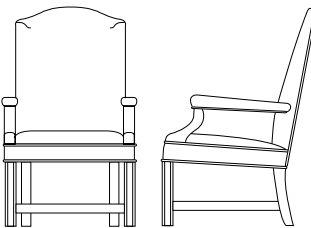
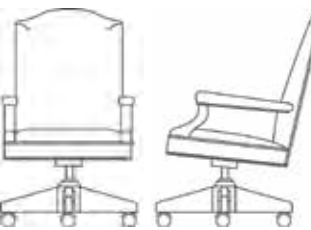


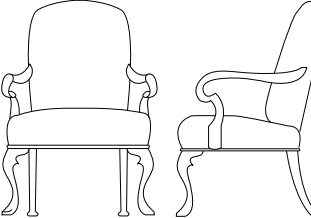
ID = inside depth

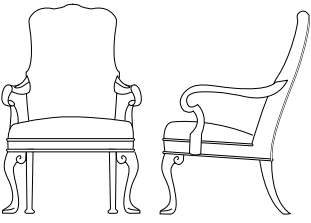


IH = inside height

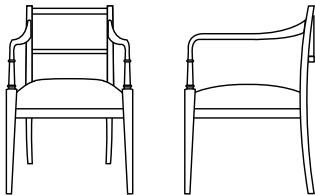





AH = arm height




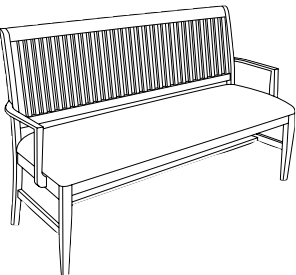
SH = seat height

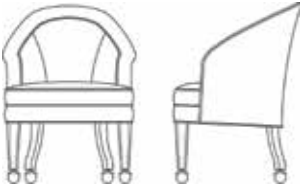
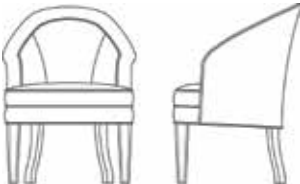
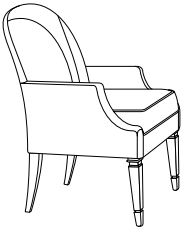

	description	dimensions		COM/COV yardage - 54"		list price	
				COL sq ft			
C557	Host Chair						
	upholstered	OW	25	3 1/2	COM	\$1,495	Premium Leather \$1,995
	wood legs	OD	26 1/2	59 1/2 sq ft	COL/COV	\$1,535	
		OH	43 1/2				
		WI	18		Grade A	\$1,535	Grade F \$1,835
		ID	17		Grade B	\$1,595	Grade G \$1,895
		IH	23 1/2		Grade C	\$1,655	Grade H \$1,955
		AH	19 1/2		Grade D	\$1,715	Grade I \$2,015
		SH	20		Grade E	\$1,775	Grade J \$2,075
C583	Arm Chair						
	upholstered	OW	28 1/2	4	COM	\$1,680	Premium Leather \$2,305
	tight back	OD	27	68 sq ft	COL/COV	\$1,730	
	box seat cushion	OH	31				
	wood legs	WI	19		Grade A	\$1,730	Grade F \$2,105
	stretchers	ID	19 1/2		Grade B	\$1,805	Grade G \$2,180
		IH	13		Grade C	\$1,880	Grade H \$2,255
		AH	22		Grade D	\$1,955	Grade I \$2,330
		SH	19		Grade E	\$2,030	Grade J \$2,405
C583 1/2	Arm Chair						
	upholstered	OW	28 1/2	4	COM	\$1,765	Premium Leather \$2,390
	tight back	OD	27	68 sq ft	COL/COV	\$1,815	
	box seat cushion	OH	31				
	wood legs	WI	19		Grade A	\$1,815	Grade F \$2,190
	stretchers	ID	19 1/2		Grade B	\$1,890	Grade G \$2,265
	brass hooded dual	IH	13		Grade C	\$1,965	Grade H \$2,340
	wheel black casters	AH	22		Grade D	\$2,040	Grade I \$2,415
		SH	19		Grade E	\$2,115	Grade J \$2,490
C709	Wing Chair						
	upholstered	OW	31	6 1/4	COM	\$2,150	Premium Leather \$3,150
	tight back	OD	34	106 1/2 sq ft	COL/COV	\$2,230	
	t-shaped seat cushion	OH	44				
	wood legs	WI	21		Grade A	\$2,230	Grade F \$2,830
	stretchers	ID	21		Grade B	\$2,350	Grade G \$2,950
		IH	24		Grade C	\$2,470	Grade H \$3,070
		AH	25		Grade D	\$2,590	Grade I \$3,190
		SH	20		Grade E	\$2,710	Grade J \$3,310

	description	dimensions		COM/COV yardage - 54"		list price	
				COL sq ft			
C826	Arm Chair						
	upholstered	OW	24	2 1/2	COM	\$1,300	Premium Leather \$1,675
	tight back & seat	OD	30	42 1/2 sq ft	COL/COV	\$1,330	
	wood arm trim	OH	42				
	wood legs	WI	20		Grade A	\$1,330	Grade F \$1,555
	stretchers	ID	19		Grade B	\$1,375	Grade G \$1,600
		IH	24		Grade C	\$1,420	Grade H \$1,645
		AH	25		Grade D	\$1,465	Grade I \$1,690
		SH	18		Grade E	\$1,510	Grade J \$1,735
C826 1/2	Executive Swivel Chair						
	nail trim (French Naural)	OW	24	2 1/2	COM	\$1,645	Premium Leather \$2,020
	on seat base and	OD	30	42 1/2 sq ft	COL/COV	\$1,675	
	around back	OH	42 - 45 1/2				
	tight back & seat	WI	20		Grade A	\$1,675	Grade F \$1,900
	five-prong wood base	ID	19		Grade B	\$1,720	Grade G \$1,945
	brass hooded dual	IH	24		Grade C	\$1,765	Grade H \$1,990
	wheel black casters	AH	25 - 28 1/2		Grade D	\$1,810	Grade I \$2,035
	manual height adjustment	SH	18 - 21 1/2		Grade E	\$1,855	Grade J \$2,080
C827	Boardroom Executive Swivel Chair						
 option —	nail trim (French Natural)	OW	24	2 1/2	COM	\$1,935	Premium Leather \$2,310
	on seat base and	OD	30	42 1/2 sq ft	COL/COV	\$1,965	
	around arms and back	OH	42 - 45 1/2				
	tufted back	WI	20 1/2		Grade A	\$1,965	Grade F \$2,190
	tight seat	ID	18 1/2		Grade B	\$2,010	Grade G \$2,235
	five-prong wood base	IH	24		Grade C	\$2,055	Grade H \$2,280
	brass hooded dual	AH	25 - 28 1/2		Grade D	\$2,100	Grade I \$2,325
	wheel black casters	SH	18 - 21 1/2		Grade E	\$2,145	Grade J \$2,370
	manual height adjustment						
C885	Wing Chair						
	upholstered	OW	32	5 1/2	COM	\$2,290	Premium Leather \$3,165
	tight back	OD	34	93 1/2 sq ft	COL/COV	\$2,360	
	box seat cushion	OH	47				
	ball & claw feet	WI	25		Grade A	\$2,360	Grade F \$2,885
	wood legs	ID	20		Grade B	\$2,465	Grade G \$2,990
		IH	29		Grade C	\$2,570	Grade H \$3,095
		AH	27		Grade D	\$2,675	Grade I \$3,200
		SH	22		Grade E	\$2,780	Grade J \$3,305
C886	Arm Chair						
	upholstered	OW	25	1 3/4	COM	\$1,700	Premium Leather \$2,200
	tight back & seat	OD	28	30 sq ft	COL/COV	\$1,740	
	goose neck arms	OH	36				
	wood arms	WI	24		Grade A	\$1,740	Grade F \$2,040
	wood legs	ID	19		Grade B	\$1,800	Grade G \$2,100
		IH	16		Grade C	\$1,860	Grade H \$2,160
		AH	26 1/2		Grade D	\$1,920	Grade I \$2,220
		SH	20 1/2		Grade E	\$1,980	Grade J \$2,280

	<i>description</i>	<i>dimensions</i>	<i>COM/COV yardage - 54"</i> <i>COL sq ft</i>	<i>list price</i>			
C939	Arm Chair						
	upholstered	OW 26 1/2	2 1/4	COM	\$1,870	Premium Leather	\$2,245
	tight back & seat	OD 30	38 1/2 sq ft	COL/COV	\$1,900		
	goose neck arms	OH 43					
	wood arms	WI 20 1/2		Grade A	\$1,900	Grade F	\$2,125
	wood legs	ID 18 1/2		Grade B	\$1,945	Grade G	\$2,170
		IH 24		Grade C	\$1,990	Grade H	\$2,215
		AH 26 1/2		Grade D	\$2,035	Grade I	\$2,260
		SH 18 1/2		Grade E	\$2,080	Grade J	\$2,305
<i>options—</i>							
C1500	Crossroads Arm Chair						
	upholstered Seat	OW 23	3/4	COM	\$1,325	Premium Leather	\$1,450
	wood frame	OD 21 1/2	9 sq ft	COL/COV	\$1,335		
		OH 37 1/2					
		WI 20		Grade A	\$1,335	Grade F	\$1,410
		ID 18		Grade B	\$1,350	Grade G	\$1,425
		AH 24		Grade C	\$1,365	Grade H	\$1,440
		SH 18		Grade D	\$1,380	Grade I	\$1,455
				Grade E	\$1,395	Grade J	\$1,470
C1501	Crossroads Side Chair						
	upholstered seat	OW 23	3/4	COM	\$1,055	Premium Leather	\$1,180
	wood frame	OD 21 1/2	9 sq ft	COL/COV	\$1,065		
		OH 37 1/2					
		WI 20		Grade A	\$1,065	Grade F	\$1,140
		ID 18		Grade B	\$1,080	Grade G	\$1,155
		SH 18		Grade C	\$1,095	Grade H	\$1,170
				Grade D	\$1,110	Grade I	\$1,185
				Grade E	\$1,125	Grade J	\$1,200

	description	dimensions		COM/COV yardage - 54" COL sq ft		list price	
C1550	Rathburn Arm Chair						
	upholstered seat & back	OW	22 1/2	3/4	COM	\$1,170	Premium Leather \$1,295
	wood frame	OD	23	9 sq ft	COL/COV	\$1,180	
		OH	33				
		WI	19		Grade A	\$1,180	Grade F \$1,255
		ID	23		Grade B	\$1,195	Grade G \$1,270
		AH	27		Grade C	\$1,210	Grade H \$1,285
		SH	18		Grade D	\$1,225	Grade I \$1,300
					Grade E	\$1,240	Grade J \$1,315
C1889 1/2	Stackable Chair*						
	carved wood frame	OW	18 3/4	3/4	COM	\$980	Premium Leather \$1,230
	tight seat	OD	21 1/2	13 sq ft	COL/COV	\$1,000	
		OH	38				
		ID	18		Grade A	\$1,000	Grade F \$1,150
		SH	20		Grade B	\$1,030	Grade G \$1,180
	four chairs stacked				Grade C	\$1,060	Grade H \$1,210
		OW	18 3/4		Grade D	\$1,090	Grade I \$1,240
		OD	28 1/2		Grade E	\$1,120	Grade J \$1,270
		OH	56				
	*the maximum number of chairs that can be stacked together is four						
C2980	University Arm Chair						
	wood seat & slat back	OW	22 1/2				
	stretchers	OD	23		Grade A	\$1,150	Grade F \$1,150
		OH	38		Grade B	\$1,150	Grade G \$1,150
		WI	18 1/2		Grade C	\$1,150	Grade H \$1,150
		ID	17		Grade D	\$1,150	Grade I \$1,150
		AH	25		Grade E	\$1,150	Grade J \$1,150
		SH	18				
C2981	University Side Chair						
	wood seat & slat back	OW	20				
	stretchers	OD	23				
		OH	38		Grade A	\$990	Grade F \$990
		ID	17		Grade B	\$990	Grade G \$990
		SH	18		Grade C	\$990	Grade H \$990
				Grade D	\$990	Grade I \$990	
				Grade E	\$990	Grade J \$990	
C2982	University Arm Chair						
	upholstered seat	OW	22 1/2	3/4	COM	\$950	Premium Leather \$1,200
	slat back	OD	23	13 sq ft	COL/COV	\$970	
	stretchers	OH	38				
		WI	18 1/2		Grade A	\$970	Grade F \$1,120
		ID	17		Grade B	\$1,000	Grade G \$1,150
		AH	25		Grade C	\$1,030	Grade H \$1,180
		SH	19		Grade D	\$1,060	Grade I \$1,210
				Grade E	\$1,090	Grade J \$1,240	
C2983	University Side Chair						
	upholstered seat	OW	20	3/4	COM	\$790	Premium Leather \$1,040
	slat back	OD	23	13 sq ft	COL/COV	\$810	
	stretchers	OH	38				
		ID	17		Grade A	\$810	Grade F \$960
		SH	19		Grade B	\$840	Grade G \$990
				Grade C	\$870	Grade H \$1,020	
				Grade D	\$900	Grade I \$1,050	
				Grade E	\$930	Grade J \$1,080	

	<i>description</i>	<i>dimensions</i>		<i>COM/COV yardage - 54"</i> <i>COL sq ft</i>		<i>list price</i>	
C2984	University Arm Chair						
	upholstered seat & back stretchers	OW	22 1/2	1 1/2	COM	\$1,140	Premium Leather \$1,390
		OD	23	26 sq ft	COL/COV	\$1,160	
		OH	38				
		WI	18 1/2		Grade A	\$1,160	Grade F \$1,310
		ID	17		Grade B	\$1,190	Grade G \$1,340
		AH	25		Grade C	\$1,220	Grade H \$1,370
		SH	19		Grade D	\$1,250	Grade I \$1,400
					Grade E	\$1,280	Grade J \$1,430
C2985	University Side Chair						
	upholstered seat & back stretchers	OW	20	1 1/2	COM	\$970	Premium Leather \$1,220
		OD	23	26 sq ft	COL/COV	\$990	
		OH	38				
		ID	17		Grade A	\$990	Grade F \$1,140
		SH	19		Grade B	\$1,020	Grade G \$1,170
					Grade C	\$1,050	Grade H \$1,200
					Grade D	\$1,080	Grade I \$1,230
					Grade E	\$1,110	Grade J \$1,260
C2982-200	Two Seat Bench						
	upholstered seat stretchers	OW	51 1/2	1 1/2	COM	\$1,895	Premium Leather \$2,145
		OD	23	26 sq ft	COL/COV	\$1,915	
		OH	38				
		ID	17		Grade A	\$1,915	Grade F \$2,065
		SH	19		Grade B	\$1,945	Grade G \$2,095
		AH	25 1/2		Grade C	\$1,975	Grade H \$2,125
					Grade D	\$2,005	Grade I \$2,155
					Grade E	\$2,035	Grade J \$2,185
C2982-300	Three Seat Bench						
	upholstered seat stretchers	OW	72 1/2	1 1/2	COM	\$2,340	Premium Leather \$2,715
		OD	23	26 sq ft	COL/COV	\$2,370	
		OH	38				
		ID	17		Grade A	\$2,370	Grade F \$2,595
		SH	19		Grade B	\$2,415	Grade G \$2,640
		AH	25 1/2		Grade C	\$2,460	Grade H \$2,685
					Grade D	\$2,505	Grade I \$2,730
					Grade E	\$2,550	Grade J \$2,775

	<i>description</i>		<i>dimensions</i>		<i>COM/COV yardage - 54"</i> <i>COL sq ft</i>		<i>list price</i>		
C6754	Party Chair								
	upholstered	OW	26 1/4	2 1/2	COM	\$1,195	Premium Leather	\$1,570	
	tight back & seat	OD	25	43 sq ft	COL/COV	\$1,225			
	brass hooded dual	OH	31						
	wheel black casters	WI	21		Grade A	\$1,225	Grade F	\$1,450	
		ID	18		Grade B	\$1,270	Grade G	\$1,495	
		IH	14		Grade C	\$1,315	Grade H	\$1,540	
		AH	25 - 29 1/2		Grade D	\$1,360	Grade I	\$1,585	
		SH	19		Grade E	\$1,405	Grade J	\$1,630	
C6755	Party Chair								
	upholstered	OW	26 1/4	2 1/2	COM	\$1,195	Premium Leather	\$1,570	
	tight back & seat	OD	25	43 sq ft	COL/COV	\$1,225			
		OH	31						
		WI	21		Grade A	\$1,225	Grade F	\$1,450	
		ID	18		Grade B	\$1,270	Grade G	\$1,495	
		IH	14		Grade C	\$1,315	Grade H	\$1,540	
		AH	25 - 29 1/2		Grade D	\$1,360	Grade I	\$1,585	
		SH	19		Grade E	\$1,405	Grade J	\$1,630	
C1971-100	Merger Guest Chair								
	upholstered arm chair	OW	26 1/2	4	COM	\$1,570	Premium Leather	\$2,695	
	arched back with	OD	29 1/2	68 sq ft	COL/COV	\$1,660			
	double needle top stitch	OH	39						
	front and back	WI	21		Grade A	\$1,660	Grade F	\$2,095	
	carved cherrywood legs	ID	18		Grade B	\$1,795	Grade G	\$2,170	
		AH	25 1/2		Grade C	\$1,870	Grade H	\$2,245	
		SH	20 1/2		Grade D	\$1,945	Grade I	\$2,320	
					Grade E	\$2,020	Grade J	\$2,395	
C1972-100	Capital Guest Chair								
	wrapped curved back	OW	27	2 3/4	COM	\$1,330	Premium Leather	\$2,455	
	with flared	OD	24	42 1/2 sq ft	COL/COV	\$1,420			
	cherrywood leg	OH	33 1/2						
		WI	21		Grade A	\$1,420	Grade F	\$1,855	
		ID	16		Grade B	\$1,555	Grade G	\$1,930	
		SH	20		Grade C	\$1,630	Grade H	\$2,005	
					Grade D	\$1,705	Grade I	\$2,080	
					Grade E	\$1,780	Grade J	\$2,155	


Designed by Tolleson/Design

description

dimensions

COM/COV yardage - 54"
COL sq ft

list price


C1204-100*Pocket High Back Chair**

high back	OW	26	2 1/2	COM	\$1,725	Premium Leather	\$2,100
gas cylinder	OH	43 - 46 1/2	42 1/2	COL/COV	\$1,755		
wood arms	WI	19					
wood base	ID	19		Grade A	\$1,755	Grade F	\$1,980
dual wheel casters	IH	26 1/2		Grade B	\$1,800	Grade G	\$2,025
	AH	26 - 29 1/2		Grade C	\$1,845	Grade H	\$2,070
	SH	18 - 21 1/2		Grade D	\$1,890	Grade I	\$2,115
				Grade E	\$1,935	Grade J	\$2,160

options—

C1204-200****manual height adjustment****same list price as above****C1204-500**

contrasting pocket 1/4 yd extra or 3 3/4 sq. ft extra

add \$55 to list price**C1206-500******manual height adjustment; contrasting pocket 1/4 yd extra or 3 3/4 sq. ft extra****add \$55 to list price*****C1205-100****Pocket Mid Back Chair**

mid back	OW	26	2 1/2	COM	\$1,685	Premium Leather	\$2,060
gas cylinder	OH	37 - 40 1/2	38 1/4	COL/COV	\$1,715		
wood arms	WI	19					
wood base	ID	19		Grade A	\$1,715	Grade F	\$1,940
dual wheel casters	IH	20 1/2		Grade B	\$1,760	Grade G	\$1,985
	AH	26 - 29 1/2		Grade C	\$1,805	Grade H	\$2,030
	SH	18 - 21 1/2		Grade D	\$1,850	Grade I	\$2,075
				Grade E	\$1,895	Grade J	\$2,120

options—

C1205-200****manual height adjustment****same list price as above****C1205-500**

contrasting pocket 1/4 yd extra or 3 3/4 sq. ft extra

add \$45 to list price**C1207-500******manual height adjustment; contrasting pocket 1/4 yd extra or 3 3/4 sq. ft extra****add \$45 to list price**

** manual height adjustment will increase seat, arm and overall height of chair by 3/4" when set at the lowest and highest position.

* The use of glazed leather is not recommended.

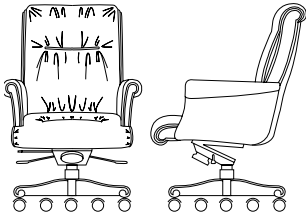
Designed by Tolleson/Design

description

dimensions

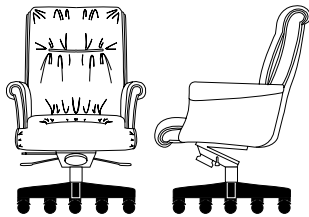
COM/COV yardage - 54"
COL sq ft

list price

C1400-100*Pillow High Back Chair / Panel Arm / Wood Base**

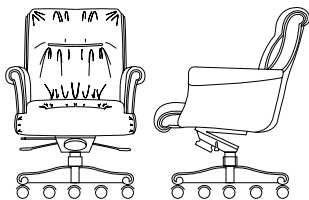
pillow high back	OW	26 1/2	4 1/2	COM	\$1,875	Premium Leather	\$3,000
panel arm	OD	30	76 1/2 sq ft	*COL/COV	\$1,965		
gas cylinder	OH	43 1/2 - 47					
carved wood base	WI	19		Grade A	\$1,965	Grade F	\$2,400
brass hooded, dual	ID	19 1/2		Grade B	\$2,100	Grade G	\$2,475
wheel black casters	IH	27		Grade C	\$2,175	Grade H	\$2,550
	AH	27 1/2 - 31		Grade D	\$2,250	Grade I	\$2,625
	SH	19 - 22 1/2		Grade E	\$2,325	Grade J	\$2,700

option—

C1400-200****manual height adjustment****same list price as above*****C1400-105****Pillow High Back Chair / Panel Arm / Black Base**

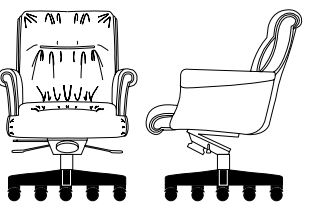
pillow high back	OW	26 1/2	4 1/2	COM	\$1,620	Premium Leather	\$2,745
panel arm	OD	30	76 1/2 sq ft	*COL/COV	\$1,710		
gas cylinder	OH	43 1/2 - 47					
solid black base with	WI	19		Grade A	\$1,710	Grade F	\$2,145
dual wheel casters	ID	19 1/2		Grade B	\$1,845	Grade G	\$2,220
	IH	27		Grade C	\$1,920	Grade H	\$2,295
	AH	27 1/2 - 31		Grade D	\$1,995	Grade I	\$2,370
	SH	19 - 22 1/2		Grade E	\$2,070	Grade J	\$2,445

option—

C1400-205****manual height adjustment****same list price as above*****C1401-100****Pillow Mid Back Chair / Panel Arm / Wood Base**

pillow mid back	OW	26	4 1/4	COM	\$1,835	Premium Leather	\$2,580
panel arm	OD	30	72 sq ft	*COL/COV	\$1,915		
gas cylinder	OH	38 - 41 1/2					
carved wood base	WI	19		Grade A	\$1,915	Grade F	\$2,335
brass hooded, dual	ID	19 1/2		Grade B	\$2,035	Grade G	\$2,410
wheel black casters	IH	21		Grade C	\$2,110	Grade H	\$2,485
	AH	27 1/2 - 31		Grade D	\$2,185	Grade I	\$2,560
	SH	19 - 22 1/2		Grade E	\$2,260	Grade J	\$2,635

option—

C1401-200****manual height adjustment****same list price as above*****C1401-105****Pillow Mid Back Chair / Panel Arm / Black Base**

pillow mid back	OW	26	4 1/4	COM	\$1,580	Premium Leather	\$2,580
panel arm	OD	30	72 sq ft	*COL/COV	\$1,660		
gas cylinder	OH	38 - 41 1/2					
solid black base with	WI	19		Grade A	\$1,660	Grade F	\$2,080
dual wheel casters	ID	19 1/2		Grade B	\$1,780	Grade G	\$2,155
	IH	21		Grade C	\$1,855	Grade H	\$2,230
	AH	27 1/2 - 31		Grade D	\$1,930	Grade I	\$2,305
	SH	19 - 22 1/2		Grade E	\$2,005	Grade J	\$2,380

option—

C1401-205****manual height adjustment****same list price as above**

options on chairs above—

C85**Vertically Adjustable Lumbar Support Enhancement****add \$210 to list price above**

Offers enhanced lumbar support for high back chairs C1400, C1405, C1407 and C1408.

Option adds extra lumbar area protrusion that can also be adjusted vertically to personal preference.

C90**Brass Cap Scuff Plates****add \$280 to list price above**

Solid brass. Available on all 1400 Chair Series with wood bases.

* The use of glazed leather is not recommended.

** manual height adjustment will increase seat, arm and overall height of chair by 3/4" when set at the lowest and highest position.

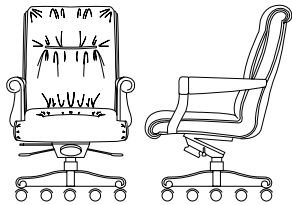
Designed by Tolleson/Design

description

dimensions

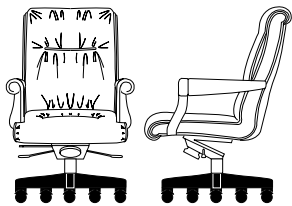
COM/COV yardage - 54"
COL sq ft

list price

C1405-100*Pillow High Back Chair / Open Wood Arm / Wood Base**

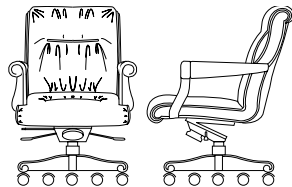
pillow high back	OW	26 1/2	4	COM	\$2,075	Premium Leather	\$3,075
open wood arm	OD	30	68 sq ft	*COL/COV	\$2,155		
gas cylinder	OH	43 1/2 - 47					
carved wood base	WI	19 1/2		Grade A	\$2,155	Grade F	\$2,575
brass hooded, dual	ID	19 1/2		Grade B	\$2,275	Grade G	\$2,650
wheel black casters	IH	27		Grade C	\$2,350	Grade H	\$2,725
	AH	27 1/2 - 31		Grade D	\$2,425	Grade I	\$2,800
	SH	19 - 22 1/2		Grade E	\$2,500	Grade J	\$2,875

option—

C1405-200****manual height adjustment****same list price as above*****C1405-105****Pillow High Back Chair / Open Wood Arm / Black Base**

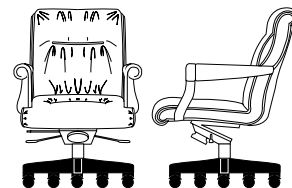
pillow high back	OW	26 1/2	4	COM	\$1,725	Premium Leather	\$2,725
open wood arm	OD	30	68 sq ft	*COL/COV	\$1,805		
gas cylinder	OH	43 1/2 - 47					
solid black base with	WI	19 1/2		Grade A	\$1,805	Grade F	\$2,225
dual wheel casters	ID	19 1/2		Grade B	\$1,925	Grade G	\$2,300
	IH	27		Grade C	\$2,000	Grade H	\$2,375
	AH	27 1/2 - 31		Grade D	\$2,075	Grade I	\$2,450
	SH	19 - 22 1/2		Grade E	\$2,150	Grade J	\$2,525

option—

C1405-205****manual height adjustment****same list price as above*****C1406-100****Pillow Mid Back Chair / Open Wood Arm / Wood Base**

pillow mid back	OW	26	3 3/4	COM	\$1,980	Premium Leather	\$2,980
open wood arm	OD	30	64 sq ft	*COL/COV	\$2,060		
gas cylinder	OH	38 - 41 1/2					
carved wood base	WI	19 1/2		Grade A	\$2,060	Grade F	\$2,480
brass hooded, dual	ID	19 1/2		Grade B	\$2,180	Grade G	\$2,555
wheel black casters	IH	21		Grade C	\$2,255	Grade H	\$2,630
	AH	27 1/2 - 31		Grade D	\$2,330	Grade I	\$2,705
	SH	19 - 22 1/2		Grade E	\$2,405	Grade J	\$2,780

option—

C1406-200****manual height adjustment****same list price as above*****C1406-105****Pillow Mid Back Chair / Open Wood Arm / Black Base**

pillow mid back	OW	26	3 3/4	COM	\$1,625	Premium Leather	\$2,625
open wood arm	OD	30	64 sq ft	*COL/COV	\$1,705		
gas cylinder	OH	38 - 41 1/2					
solid black base with	WI	19 1/2		Grade A	\$1,705	Grade F	\$2,125
dual wheel casters	ID	19 1/2		Grade B	\$1,825	Grade G	\$2,200
	IH	21		Grade C	\$1,900	Grade H	\$2,275
	AH	27 1/2 - 31		Grade D	\$1,975	Grade I	\$2,350
	SH	19 - 22 1/2		Grade E	\$2,050	Grade J	\$2,425

option—

C1406-205****manual height adjustment****same list price as above**

options on chairs above—

C85**Vertically Adjustable Lumbar Support Enhancement****add \$210 to list price above**

Offers enhanced lumbar support for high back chairs C1400, C1405, C1407 and C1408.

Option adds extra lumbar area protrusion that can also be adjusted vertically to personal preference.

C90**Brass Cap Scuff Plates****add \$280 to list price above**

Solid brass. Available on all 1400 Chair Series with wood bases.

* The use of glazed leather is not recommended.

** manual height adjustment will increase seat, arm and overall height of chair by 3/4" when set at the lowest and highest position.


Designed by Tolleson/Design

description

dimensions


COM/COV yardage - 54"
COL sq ft

list price

C1402-100*Tight Mid Back Chair / Open Wood Arm / Wood Base**

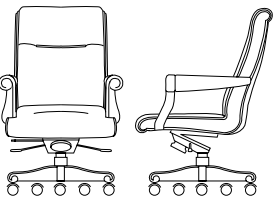
tight mid back	OW	26	2 1/2	COM	\$1,770	Premium Leather	\$2,645
open wood arm	OD	30	42 1/2 sq ft	*COL/COV	\$1,840		
gas cylinder	OH	37 - 40 1/2					
carved wood base	WI	19 1/2		Grade A	\$1,840	Grade F	\$2,185
brass hooded, dual	ID	19 1/2		Grade B	\$1,945	Grade G	\$2,245
wheel black casters	IH	21		Grade C	\$2,005	Grade H	\$2,305
	AH	27 1/2 - 31		Grade D	\$2,065	Grade I	\$2,365
	SH	18 - 21 1/2		Grade E	\$2,125	Grade J	\$2,425

option—

C1402-200****manual height adjustment****same list price as above*****C1402-105****Tight Mid Back Chair / Open Wood Arm / Black Base**


tight mid back	OW	26	2 1/2	COM	\$1,495	Premium Leather	\$2,370
open wood arm	OD	30	42 1/2 sq ft	*COL/COV	\$1,565		
gas cylinder	OH	37 - 40 1/2					
solid black base with	WI	19 1/2		Grade A	\$1,565	Grade F	\$1,910
dual wheel casters	ID	19 1/2		Grade B	\$1,670	Grade G	\$1,970
	IH	21		Grade C	\$1,730	Grade H	\$2,030
	AH	27 1/2 - 31		Grade D	\$1,790	Grade I	\$2,090
	SH	18 - 21 1/2		Grade E	\$1,850	Grade J	\$2,150

option—

C1402-205****manual height adjustment****same list price as above*****C1407-100****Tight High Back Chair / Open Wood Arm / Wood Base**

tight high back	OW	26 1/2	2 3/4	COM	\$1,895	Premium Leather	\$2,770
open wood arm	OD	30	47 sq ft	*COL/COV	\$1,965		
gas cylinder	OH	42 1/2 - 46					
carved wood base	WI	19 1/2		Grade A	\$1,965	Grade F	\$2,310
brass hooded, dual	ID	19 1/2		Grade B	\$2,070	Grade G	\$2,370
wheel black casters	IH	27		Grade C	\$2,130	Grade H	\$2,430
	AH	27 1/2 - 31		Grade D	\$2,190	Grade I	\$2,490
	SH	18 - 21 1/2		Grade E	\$2,250	Grade J	\$2,550

option—

C1407-200****manual height adjustment****same list price as above*****C1407-105****Tight High Back Chair / Open Wood Arm / Black Base**

tight high back	OW	26 1/2	2 3/4	COM	\$1,580	Premium Leather	\$2,455
open wood arm	OD	30	47 sq ft	*COL/COV	\$1,650		
gas cylinder	OH	42 1/2 - 46					
solid black base with	WI	19 1/2		Grade A	\$1,650	Grade F	\$1,995
dual wheel casters	ID	19 1/2		Grade B	\$1,755	Grade G	\$2,055
	IH	27		Grade C	\$1,815	Grade H	\$2,115
	AH	27 1/2 - 31		Grade D	\$1,875	Grade I	\$2,175
	SH	18 - 21 1/2		Grade E	\$1,935	Grade J	\$2,235

option—

C1407-205****manual height adjustment****same list price as above**

options on chairs above—

C85**Vertically Adjustable Lumbar Support Enhancement****add \$210 to list price above**

Offers enhanced lumbar support for high back chairs C1400, C1405, C1407 and C1408.

Option adds extra lumbar area protrusion that can also be adjusted vertically to personal preference.

C90**Brass Cap Scuff Plates****add \$280 to list price above**

Solid brass. Available on all 1400 Chair Series with wood bases.

* The use of glazed leather is not recommended.

** manual height adjustment will increase seat, arm and overall height of chair by 3/4" when set at the lowest and highest position.

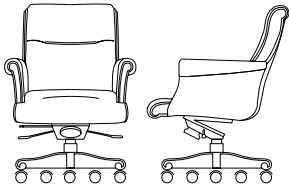
Designed by Tolleson/Design

description

dimensions


COM/COV yardage - 54"
COL sq ft

list price

C1403-100*Tight Mid Back Chair / Panel Arm / Wood Base**

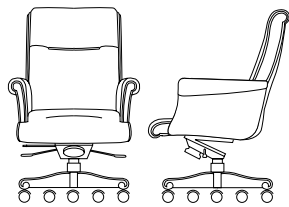
tight mid back	OW	26	3	COM	\$1,750	Premium Leather	\$2,625
panel arm	OD	30	51 sq ft	*COL/COV	\$1,820		
gas cylinder	OH	37 - 40 1/2					
carved wood base	WI	19		Grade A	\$1,820	Grade F	\$2,165
brass hooded, dual	ID	19 1/2		Grade B	\$1,925	Grade G	\$2,225
wheel black casters	IH	21		Grade C	\$1,985	Grade H	\$2,285
	AH	27 1/2 - 31		Grade D	\$2,045	Grade I	\$2,345
	SH	18 - 21 1/2		Grade E	\$2,105	Grade J	\$2,405

option—

C1403-200****manual height adjustment****same list price as above*****C1403-105****Tight Mid Back Chair / Panel Arm / Black Base**


tight mid back	OW	26	3	COM	\$1,440	Premium Leather	\$2,315
panel arm	OD	30	51 sq ft	*COL/COV	\$1,510		
gas cylinder	OH	37 - 40 1/2					
solid black base with	WI	19		Grade A	\$1,510	Grade F	\$1,855
dual wheel casters	ID	19 1/2		Grade B	\$1,615	Grade G	\$1,915
	IH	21		Grade C	\$1,675	Grade H	\$1,975
	AH	27 1/2 - 31		Grade D	\$1,735	Grade I	\$2,035
	SH	18 - 21 1/2		Grade E	\$1,795	Grade J	\$2,095

option—

C1403-205****manual height adjustment****same list price as above*****C1408-100****Tight High Back Chair / Panel Arm / Wood Base**

tight high back	OW	26 1/2	3 1/4	COM	\$1,765	Premium Leather	\$2,765
panel arm	OD	30	56 sq ft	*COL/COV	\$1,845		
gas cylinder	OH	42 1/2 - 46					
carved wood base	WI	19		Grade A	\$1,845	Grade F	\$2,265
brass hooded, dual	ID	19 1/2		Grade B	\$1,965	Grade G	\$2,340
wheel black casters	IH	27		Grade C	\$2,040	Grade H	\$2,415
	AH	27 1/2 - 31		Grade D	\$2,115	Grade I	\$2,490
	SH	18 - 21 1/2		Grade E	\$2,190	Grade J	\$2,565

option—

C1408-200****manual height adjustment****same list price as above*****C1408-105****Tight High Back Chair / Panel Arm / Black Base**

tight high back	OW	26 1/2	3 1/4	COM	\$1,470	Premium Leather	\$2,470
panel arm	OD	30	56 sq ft	*COL/COV	\$1,550		
gas cylinder	OH	42 1/2 - 46					
solid black base with	WI	19		Grade A	\$1,550	Grade F	\$1,970
dual wheel casters	ID	19 1/2		Grade B	\$1,670	Grade G	\$2,045
	IH	27		Grade C	\$1,745	Grade H	\$2,120
	AH	27 1/2 - 31		Grade D	\$1,820	Grade I	\$2,195
	SH	18 - 21 1/2		Grade E	\$1,895	Grade J	\$2,270

option—

C1408-205****manual height adjustment****same list price as above**

options on chairs above—

C85**Vertically Adjustable Lumbar Support Enhancement****add \$210 to list price above**

Offers enhanced lumbar support for high back chairs C1400, C1405, C1407 and C1408.

Option adds extra lumbar area protrusion that can also be adjusted vertically to personal preference.

C90**Brass Cap Scuff Plates****add \$280 to list price above**

Solid brass. Available on all 1400 Chair Series with wood bases.

* The use of glazed leather is not recommended.

** manual height adjustment will increase seat, arm and overall height of chair by 3/4" when set at the lowest and highest position.


Designed by Tolleson/Design

description

dimensions

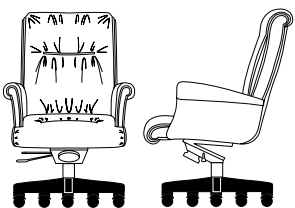
COM/COV yardage - 54"
COL sq ft

list price

C1409-100*SYNCHRO High Back Chair / Panel Arm / Wood Base**

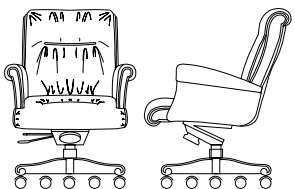
pillow high back	OW	27 1/2	4 1/2	COM	\$2,365	Premium Leather	\$3,490
panel arm	OD	30	76 1/2 sq ft	*COL/COV	\$2,455		
gas cylinder	OH	43 - 46 1/2					
carved wood base	WI	20		Grade A	\$2,455	Grade F	\$2,890
brass hooded, dual	ID	18 1/2		Grade B	\$2,590	Grade G	\$2,965
wheel black casters	IH	27		Grade C	\$2,665	Grade H	\$3,040
synchro-tilt mechanism	AH	25 - 28 1/2		Grade D	\$2,740	Grade I	\$3,115
back moves independently	SH	17 - 20 1/2		Grade E	\$2,815	Grade J	\$3,190

option —

C1409-200****manual height adjustment****same list price as above*****C1409-105****SYNCHRO High Back Chair / Panel Arm / Black Base**

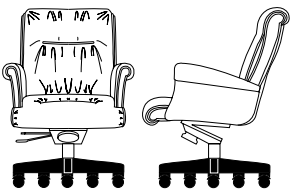
pillow high back	OW	27 1/2	4 1/2	COM	\$1,935	Premium Leather	\$3,060
panel arm	OD	30	76 1/2 sq ft	*COL/COV	\$2,025		
gas cylinder	OH	43 - 46 1/2					
solid black base with	WI	20		Grade A	\$2,025	Grade F	\$2,460
dual wheel casters	ID	18 1/2		Grade B	\$2,160	Grade G	\$2,535
synchro-tilt mechanism	IH	27		Grade C	\$2,235	Grade H	\$2,610
back moves independently	AH	25 - 28 1/2		Grade D	\$2,310	Grade I	\$2,685
	SH	17 - 20 1/2		Grade E	\$2,385	Grade J	\$2,760

option —

C1409-205****manual height adjustment****same list price as above*****C1410-100****SYNCHRO Mid Back Chair / Panel Arm / Wood Base**

pillow mid back	OW	27 1/2	4 1/4	COM	\$2,340	Premium Leather	\$3,340
panel arm	OD	30	72 sq ft	*COL/COV	\$2,420		
gas cylinder	OH	36 1/2 - 39 1/2					
carved wood base	WI	20		Grade A	\$2,420	Grade F	\$2,840
brass hooded, dual	ID	18 1/2		Grade B	\$2,540	Grade G	\$2,915
wheel black casters	IH	21		Grade C	\$2,615	Grade H	\$2,990
synchro-tilt mechanism	AH	25 - 28 1/2		Grade D	\$2,690	Grade I	\$3,065
back moves independently	SH	17 - 20 1/2		Grade E	\$2,765	Grade J	\$3,140

option —

C1410-200****manual height adjustment****same list price as above*****C1410-105****SYNCHRO Mid Back Chair / Panel Arm / Black Base**

pillow mid back	OW	27 1/2	4 1/4	COM	\$1,925	Premium Leather	\$2,925
panel arm	OD	30	72 sq ft	*COL/COV	\$2,005		
gas cylinder	OH	36 1/2 - 39 1/2					
solid black base with	WI	20		Grade A	\$2,005	Grade F	\$2,425
dual wheel casters	ID	18 1/2		Grade B	\$2,125	Grade G	\$2,500
synchro-tilt mechanism	IH	21		Grade C	\$2,200	Grade H	\$2,575
back moves independently	AH	25 - 28 1/2		Grade D	\$2,275	Grade I	\$2,650
	SH	17 - 20 1/2		Grade E	\$2,350	Grade J	\$2,725

option —

C1410-205****manual height adjustment****same list price as above**

options on chairs above —

C85**Vertically Adjustable Lumbar Support Enhancement****add \$210 to list price above**

Offers enhanced lumbar support for high back chairs C1400, C1405, C1407 and C1408.

Option adds extra lumbar area protrusion that can also be adjusted vertically to personal preference.

C90**Brass Cap Scuff Plates****add \$280 to list price above**

Solid brass. Available on all 1400 Chair Series with wood bases.

* The use of glazed leather is not recommended.


** manual height adjustment will increase seat, arm and overall height of chair by 3/4" when set at the lowest and highest position.

description


dimensions

COM/COV yardage - 54"
COL sq ft


list price

*** C1201-600****Mid Back Pocket Fixed Base Chair**


mid back style	OW	25	2 1/2 yds	COM	\$1,265	Premium Leather	\$1,640
black arms	OD	28	42 1/2 sq ft	*COL/COV	\$1,295		
matte black control,	OH	40					
floor flange and tube	WI	19		Grade A	\$1,295	Grade F	\$1,520
limited recline	ID	19		Grade B	\$1,340	Grade G	\$1,565
self return swivel	IH	20 1/2		Grade C	\$1,385	Grade H	\$1,610
continuous 360° swivel	AH	27		Grade D	\$1,430	Grade I	\$1,655
	SH	18 1/2		Grade E	\$1,475	Grade J	\$1,700

*** C1401-600****Pillow Mid Back Fixed Base Chair**


pillow mid back	OW	26	4 1/4 yds	COM	\$1,540	Premium Leather	\$2,540
panel arm	OD	30	72 sq ft	*COL/COV	\$1,620		
matte black control,	OH	37-1/2					
floor flange and tube	WI	19		Grade A	\$1,620	Grade F	\$2,040
limited recline	ID	19 1/2		Grade B	\$1,740	Grade G	\$2,115
self return swivel	IH	21		Grade C	\$1,815	Grade H	\$2,190
continuous 360° swivel	AH	26 1/2		Grade D	\$1,890	Grade I	\$2,265
	SH	18 1/2		Grade E	\$1,965	Grade J	\$2,340

*** C1402-600****Tight Mid Back Open Arm Fixed Base Chair**

tight mid back	OW	26	2 1/2 yds	COM	\$1,450	Premium Leather	\$2,325
open arm, carved	OD	30	42 1/2 sq ft	*COL/COV	\$1,520		
wood front cap	OH	37					
matte black control,	WI	19 1/2		Grade A	\$1,520	Grade F	\$1,865
floor flange and tube	ID	19 1/2		Grade B	\$1,625	Grade G	\$1,925
limited recline	IH	21		Grade C	\$1,685	Grade H	\$1,985
self return swivel	AH	26 1/2		Grade D	\$1,745	Grade I	\$2,045
continuous 360° swivel	SH	18 1/2		Grade E	\$1,805	Grade J	\$2,105

*** C1403-600****Tight Mid Back Panel Arm Fixed Base Chair**

tight mid back	OW	26	3 yds	COM	\$1,450	Premium Leather	\$2,325
panel arm	OD	30	51 sq ft	*COL/COV	\$1,520		
matte black control,	OH	37					
floor flange and tube	WI	19		Grade A	\$1,520	Grade F	\$1,865
limited recline	ID	19 1/2		Grade B	\$1,625	Grade G	\$1,925
self return swivel	IH	21		Grade C	\$1,685	Grade H	\$1,985
continuous 360° swivel	AH	26 1/2		Grade D	\$1,745	Grade I	\$2,045
	SH	18 1/2		Grade E	\$1,805	Grade J	\$2,105

*** C1406-600****Pillow Mid Back Open Arm Fixed Base Chair**

pillow mid back	OW	26	3 3/4 yds	COM	\$1,585	Premium Leather	\$2,585
open wood arm	OD	30	64 sq ft	*COL/COV	\$1,665		
matte black control	OH	37 1/2					
floor flange and tube	WI	19 1/2		Grade A	\$1,665	Grade F	\$2,085
limited recline	ID	19 1/2		Grade B	\$1,785	Grade G	\$2,160
self return swivel	IH	21		Grade C	\$1,860	Grade H	\$2,235
continuous 360° swivel	AH	26 1/2		Grade D	\$1,935	Grade I	\$2,310
	SH	18 1/2		Grade E	\$2,010	Grade J	\$2,385

* The use of glazed leather is not recommended.

Designed by Tom Newhouse

description

dimensions

COM/COV yardage - 54"
COL sq ft

list price

C1800-100*High Back Chair / Swivel Tilt / Panel Arm / Wood Base**

fixed high back	OW	27	3 1/4 yds	COM	\$1,815	Premium Leather	\$2,815
fixed panel arm	OD	29 1/2	56 sq ft	*COL/COV	\$1,895		
gas cylinder	OH	42 1/4 - 46					
wood base	IW	20		Grade A	\$1,895	Grade F	\$2,315
dual wheel black casters	ID	19 1/2		Grade B	\$2,015	Grade G	\$2,390
	IH	25		Grade C	\$2,090	Grade H	\$2,465
	AH	25 1/2 - 28 3/4		Grade D	\$2,165	Grade I	\$2,540
	SH	19 1/4 - 23		Grade E	\$2,240	Grade J	\$2,615

options—

C1800-105 - same as above except with a black base**deduct \$280****C1800-110** - same as above except with a polished base**deduct \$80****C1800-115** - same as above except with a black nylon base**deduct \$360**

* All measurements are based on chair at its lowest height

See available options on page 27

C1801-100*Mid Back Chair / Swivel Tilt / Panel Arm / Wood Base**

fixed mid back	OW	27	3 yds	COM	\$1,795	Premium Leather	\$2,795
fixed panel arm	OD	29 1/2	51 sq ft	COL/COV	\$1,875		
gas cylinder	OH	38 1/4 - 42					
wood base	IW	20		Grade A	\$1,875	Grade F	\$2,295
dual wheel black casters	ID	19 1/2		Grade B	\$1,995	Grade G	\$2,370
	IH	21		Grade C	\$2,070	Grade H	\$2,445
	AH	25 1/2 - 28 3/4		Grade D	\$2,145	Grade I	\$2,520
	SH	19 1/4 - 23		Grade E	\$2,220	Grade J	\$2,595

options—

C1801-105 - same as above except with a black base**deduct \$280****C1801-110** - same as above except with a polished base**deduct \$80****C1801-115** - same as above except with a black nylon base**deduct \$360**

* All measurements are based on chair at its lowest height

See available options on page 27

C1900-100*High Back Chair / Swivel Tilt / Panel Arm / Wood Base**

fixed high back	OW	29 1/2	3 1/4 yds	COM	\$1,825	Premium Leather	\$2,825
fixed panel arm	OD	31	56 sq ft	*COL/COV	\$1,905		
gas cylinder	OH	42 1/4 - 46					
wood base	IW	22		Grade A	\$1,905	Grade F	\$2,325
dual wheel black casters	ID	21		Grade B	\$2,025	Grade G	\$2,400
	IH	25		Grade C	\$2,100	Grade H	\$2,475
	AH	25 1/2 - 28 3/4		Grade D	\$2,175	Grade I	\$2,550
	SH	19 1/4 - 23		Grade E	\$2,250	Grade J	\$2,625

options—

C1900-105 - same as above except with a black base**deduct \$280****C1900-110** - same as above except with a polished base**deduct \$80****C1900-115** - same as above except with a black nylon base**deduct \$360**

* All measurements are based on chair at its lowest height

See available options on page 27

description

dimensions

COM/COV yardage - 54"
COL sq ft

list price

C1901-100*Mid Back Chair / Swivel Tilt / Panel Arm / Wood Base**

fixed mid back	OW	29 1/2	3 yds	COM	\$1,815	Premium Leather	\$2,815
fixed panel arm	OD	31	51 sq ft	*COL/COV	\$1,895		
gas cylinder	OH	38 1/4 - 42					
wood base	IW	22		Grade A	\$1,895	Grade F	\$2,315
dual wheel black casters	ID	21		Grade B	\$2,015	Grade G	\$2,390
	IH	21		Grade C	\$2,090	Grade H	\$2,465
	AH	25 1/2 - 28 3/4		Grade D	\$2,165	Grade I	\$2,540
	SH	19 1/4 - 23		Grade E	\$2,240	Grade J	\$2,615

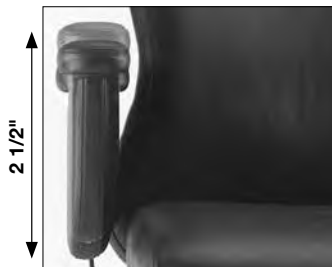

options—

C1901-105 - same as above except with a black base**deduct \$280****C1901-110** - same as above except with a polished base**deduct \$80****C1901-115** - same as above except with a black nylon base**deduct \$360**

* All measurements are based on chair at its lowest height

See available options below

available options for pages 26–31

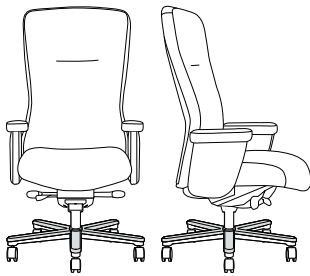
C76 Arm Height Adjustment — 2 1/2" arm height adjustability from 23 1/2" - 26"**add to list price above \$165****C78 Arm Height & Width Adjustment** — 2 1/2" arm height adjustability with 2" arm width adjustability**add to list price above \$200****C78-100 C Arm Option****deduct from list price above \$105****C83 Back Height Adjustment** — 2 1/4" travel on ratchet back**add to list price above \$145****C76 Arm Height Adjustment****C78 Arm Height & Width Adjustment****C78-100 Arm Option****C83 Back Height Adjustment**

description

dimensions

COM/COV yardage - 54"
COL sq ft

list price

C1809-100*High Back Chair / Synchro / Panel Arm / Wood Base**

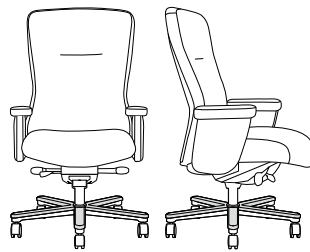
fixed high back	OW	27	3 1/4 yds	COM	\$1,955	Premium Leather	\$2,955
fixed panel arm	OD	29 1/2	56 sq ft	COL/COV	\$2,035		
gas cylinder	OH	42 1/4 - 46					
wood tension	IW	20		Grade A	\$2,035	Grade F	\$2,455
and tilt lock levers	ID	19 1/2		Grade B	\$2,155	Grade G	\$2,530
wood base	IH	25		Grade C	\$2,230	Grade H	\$2,605
dual wheel black casters	AH	25 1/2 - 28 3/4		Grade D	\$2,305	Grade I	\$2,680
	SH	19 1/4 - 23		Grade E	\$2,380	Grade J	\$2,755

options—

C1809-105 - same as above except with a black base, black tension adjustment and black tilt lock levers**deduct \$280****C1809-110** - same as above except with a polished base, black tension adjustment and black tilt lock levers**deduct \$80****C1809-115** - same as above except with a black nylon base, black tension adjustment and black tilt lock levers**deduct \$360**

* All measurements are based on chair at its lowest height

See available options on page 27

C1810-100*Mid Back Chair / Synchro / Panel Arm / Wood Base**

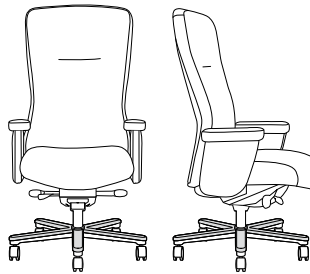
fixed mid back	OW	27	3 yds	COM	\$1,935	Premium Leather	\$2,935
fixed panel arm	OD	29 1/2	51 sq ft	COL/COV	\$2,015		
gas cylinder	OH	38 1/4 - 42					
wood tension	IW	20		Grade A	\$2,015	Grade F	\$2,435
and tilt lock levers	ID	19 1/2		Grade B	\$2,135	Grade G	\$2,510
wood base	IH	21		Grade C	\$2,210	Grade H	\$2,585
dual wheel black casters	AH	25 1/2 - 28 3/4		Grade D	\$2,285	Grade I	\$2,660
	SH	19 1/4 - 23		Grade E	\$2,360	Grade J	\$2,735

options—

C1810-105 - same as above except with a black base, black tension adjustment and black tilt lock levers**deduct \$280****C1810-110** - same as above except with a polished base, black tension adjustment and black tilt lock levers**deduct \$80****C1810-115** - same as above except with a black nylon base, black tension adjustment and black tilt lock levers**deduct \$360**

* All measurements are based on chair at its lowest height

See available options on page 27

C1909-100*High Back Chair / Synchro / Panel Arm / Wood Base**

fixed high back	OW	29 1/2	3 1/4 yds	COM	\$1,970	Premium Leather	\$2,970
fixed panel arm	OD	31	56 sq ft	COL/COV	\$2,050		
gas cylinder	OH	42 1/4 - 46					
wood tension	IW	22		Grade A	\$2,050	Grade F	\$2,470
and tilt lock levers	ID	21		Grade B	\$2,170	Grade G	\$2,545
wood base	IH	25		Grade C	\$2,245	Grade H	\$2,620
dual wheel black casters	AH	25 1/2 - 28 3/4		Grade D	\$2,320	Grade I	\$2,695
	SH	19 1/4 - 23		Grade E	\$2,395	Grade J	\$2,770

options—

C1909-105 - same as above except with a black base, black tension adjustment and black tilt lock levers**deduct \$280****C1909-110** - same as above except with a polished base, black tension adjustment and black tilt lock levers**deduct \$80****C1909-115** - same as above except with a black nylon base, black tension adjustment and black tilt lock levers**deduct \$360**

* All measurements are based on chair at its lowest height

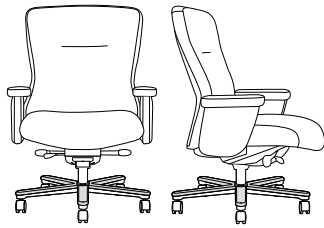
See available options on page 27

description

dimensions

COM/COV yardage - 54"
COL sq ft

list price

C1910-100*Mid Back Chair / Synchro / Panel Arm / Wood Base**

fixed mid back	OW	29 1/2	3 yds	COM	\$1,955	Premium Leather	\$2,955
fixed panel arm	OD	31	51 sq ft	COL/COV	\$2,035		
gas cylinder	OH	38 1/4 - 42					
wood tension	IW	22		Grade A	\$2,035	Grade F	\$2,455
and tilt lock levers	ID	21		Grade B	\$2,155	Grade G	\$2,530
wood base	IH	21		Grade C	\$2,230	Grade H	\$2,605
dual wheel black casters	AH	25 1/2 - 28 3/4		Grade D	\$2,305	Grade I	\$2,680
	SH	19 1/4 - 23		Grade E	\$2,380	Grade J	\$2,755



options—

C1910-105 - same as above except with a black base, black tension adjustment and black tilt lock levers**deduct \$280****C1910-110** - same as above except with a polished base, black tension adjustment and black tilt lock levers**deduct \$80****C1910-115** - same as above except with a black nylon base, black tension adjustment and black tilt lock levers**deduct \$360**

* All measurements are based on chair at its lowest height

See available options below

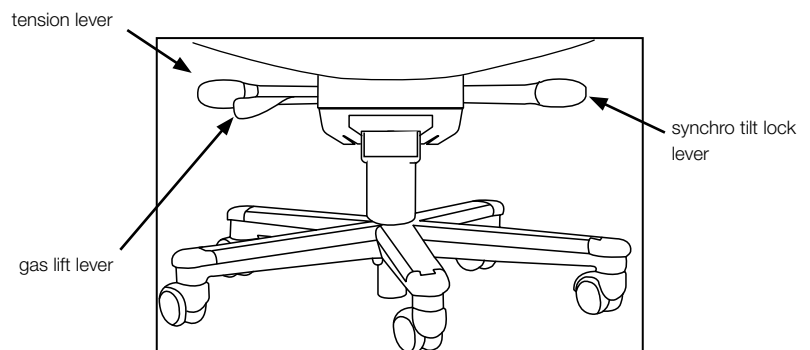
available options for pages 161–166

C76 Arm Height Adjustment — 2 1/2" arm height adjustability from 23 1/2" - 26"**add to list price above \$165****C78 Arm Height & Width Adjustment** — 2 1/2" arm height adjustability with 2" arm width adjustability**add to list price above \$200****C78-100 C Arm Option****deduct from list price above \$105****C83 Back Height Adjustment** — 2 1/4" travel on ratchet back**add to list price above \$145****C76 Arm Height Adjustment****C78 Arm Height & Width Adjustment****C78-100 Arm Option****C83 Back Height Adjustment****Forward Pivot Synchro Mechanism:**

Features include side tension adjustment and separate gas lift and tilt lock levers along with ergonomic benefits from reduced front edge seat rise.

TECHNICAL DATA:

- Back travel recline: 21° rearward.
- At-rest angle: 0°
- Seat travel range: 9°
- Synchro ratio: 2.3° to 1°
- Tilt lock: 5 incremental positions.
- User tension: Side-activated, telescoping, rotary adjustment.

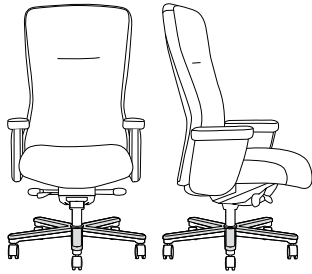


description

dimensions

COM/COV yardage - 54"
COL sq ft

list price

C1811-100*High Back Chair / Synchro w/Seat Slider / Panel Arm / Wood Base**

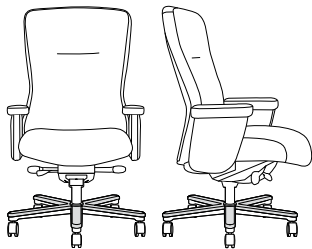
high back	OW	27	3 1/4 yds	COM	\$2,045	Premium Leather	\$3,045
panel arm	OD	29 1/2	56 sq ft	COL/COV	\$2,125		
gas cylinder	OH	42 1/4 - 46					
wood tension	IW	20		Grade A	\$2,125	Grade F	\$2,545
and tilt lock levers	ID	19 1/2		Grade B	\$2,245	Grade G	\$2,620
wood base	IH	25		Grade C	\$2,320	Grade H	\$2,695
dual wheel black casters	AH	25 1/2 - 28 3/4		Grade D	\$2,395	Grade I	\$2,770
seat slider w/ 2 1/2" of travel	SH	19 1/2 - 23 1/2		Grade E	\$2,470	Grade J	\$2,845

options—

C1811-105 - same as above except with a black base, black tension adjustment and black tilt lock levers**deduct \$280****C1811-110** - same as above except with a polished base, black tension adjustment and black tilt lock levers**deduct \$80****C1811-115** - same as above except with a black nylon base, black tension adjustment and black tilt lock levers**deduct \$360**

* All measurements are based on chair at its lowest height

See available options on page 29

C1812-100*Mid Back Chair / Synchro w/Seat Slider / Panel Arm / Wood Base**

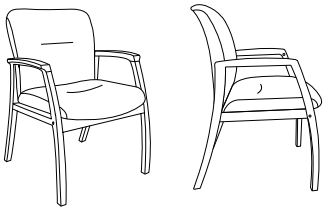
mid back	OW	27	3 yds	COM	\$2,025	Premium Leather	\$3,025
panel arm	OD	29 1/2	51 sq ft	COL/COV	\$2,105		
gas cylinder	OH	39 1/4 - 42					
wood tension	IW	20		Grade A	\$2,105	Grade F	\$2,525
and tilt lock levers	ID	19 1/2		Grade B	\$2,225	Grade G	\$2,600
wood base	IH	21		Grade C	\$2,300	Grade H	\$2,675
dual wheel black casters	AH	25 1/2 - 28 3/4		Grade D	\$2,375	Grade I	\$2,750
seat slider w/ 2 1/2" of travel	SH	19 1/2 - 23 1/2		Grade E	\$2,450	Grade J	\$2,825

options—

C1812-105 - same as above except with a black base, black tension adjustment and black tilt lock levers**deduct \$280****C1812-110** - same as above except with a polished base, black tension adjustment and black tilt lock levers**deduct \$80****C1812-115** - same as above except with a black nylon base, black tension adjustment and black tilt lock levers**deduct \$360**

* All measurements are based on chair at its lowest height

See available options on page 29

		description	dimensions		COM/COV yardage - 54"		list price	
					COL sq ft			
C1842-100	Open Arm Chair							
	open arm	OW	24 3/4	2 yds	COM	\$1,175	Premium Leather \$1,550	
	upholstered	OD	27	35 sq ft	COL/COV	\$1,205		
	wood arm	OH	36					
	wood legs	WI	21		Grade A	\$1,205	Grade F	\$1,430
		ID	19		Grade B	\$1,250	Grade G	\$1,475
		AH	26		Grade C	\$1,295	Grade H	\$1,520
		SH	19-1/2		Grade D	\$1,340	Grade I	\$1,565
					Grade E	\$1,385	Grade J	\$1,610


options —

C64-2 - set of two front leg casters

add \$75 to list price

C64-4 - set of four leg casters

add \$140 to list price

C1843-100	Arm Chair							
	open arm	OW	25	1 1/2 yds	COM	\$1,460	Premium Leather \$1,835	
	upholstered seat	OD	24	26 sq ft	COL/COV	\$1,490		
	upholstered and	OH	35					
	wood slat back	WI	21		Grade A	\$1,490	Grade F	\$1,715
	wood arm	ID	18		Grade B	\$1,535	Grade G	\$1,760
	wood legs	AH	26		Grade C	\$1,580	Grade H	\$1,805
		SH	18		Grade D	\$1,625	Grade I	\$1,850
					Grade E	\$1,670	Grade J	\$1,895

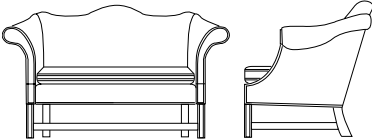
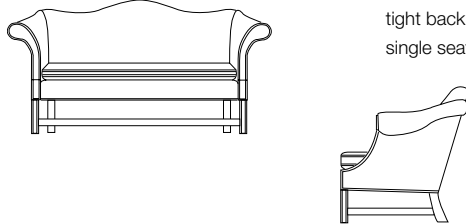
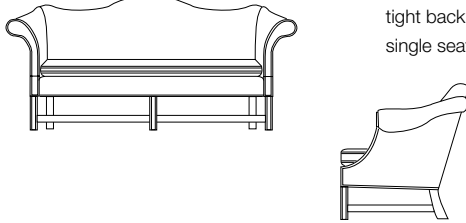
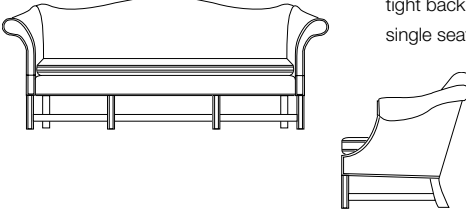
options —

C64-2 - set of two front leg casters

add \$75 to list price

C64-4 - set of four leg casters

add \$140 to list price

		description	dimensions		COM/COV yardage - 54" COL sq ft		list price	
C934	Two Seat — 60"							
	fully upholstered	OW	60	9 yds	COM	\$2,770	Premium Leather	\$4,145
	tight back	OD	32	153 sq. ft.	COL/COV	\$2,880		
	single seat cushion	OH	34 1/2					
		WI	43		Grade A	\$2,880	Grade F	\$3,705
		ID	21		Grade B	\$3,045	Grade G	\$3,870
		IH	15 1/2		Grade C	\$3,210	Grade H	\$4,035
		AH	28 (Front)		Grade D	\$3,375	Grade I	\$4,200
		SH	21		Grade E	\$3,540	Grade J	\$4,365
C934	Two Seat — 68"							
	fully upholstered	OW	68	9 yds	COM	\$2,995	Premium Leather	\$4,370
	tight back	OD	33	153 sq. ft.	COL/COV	\$3,105		
	single seat cushion	OH	34 1/2					
		WI	51		Grade A	\$3,105	Grade F	\$3,930
		ID	22 1/2		Grade B	\$3,270	Grade G	\$4,095
		IH	15 1/2		Grade C	\$3,435	Grade H	\$4,260
		AH	28 (Front)		Grade D	\$3,600	Grade I	\$4,425
		SH	21		Grade E	\$3,765	Grade J	\$4,590
C934	Sofa — 75"							
	fully upholstered	OW	75	10 1/2 yds	COM	\$3,180	Premium Leather	\$4,805
	tight back	OD	33	178 1/2 sq. ft.	COL/COV	\$3,310		
	single seat cushion	OH	34 1/2					
		WI	58		Grade A	\$3,310	Grade F	\$4,285
		ID	22 1/2		Grade B	\$3,505	Grade G	\$4,480
		IH	15 1/2		Grade C	\$3,700	Grade H	\$4,675
		AH	28 (Front)		Grade D	\$3,895	Grade I	\$4,870
		SH	21		Grade E	\$4,090	Grade J	\$5,065
C934	Sofa — 84"							
	fully upholstered	OW	84	10 3/4 yds	COM	\$3,445	Premium Leather	\$5,195
	tight back	OD	33	181 1/2 sq. ft.	COL/COV	\$3,585		
	single seat cushion	OH	34 1/2					
		WI	67		Grade A	\$3,585	Grade F	\$4,635
		ID	22 1/2		Grade B	\$3,795	Grade G	\$4,845
		IH	15 1/2		Grade C	\$4,005	Grade H	\$5,055
		AH	28 (Front)		Grade D	\$4,215	Grade I	\$5,265
		SH	21		Grade E	\$4,425	Grade J	\$5,475

SEATING — Gatsby Seating Series

HARDENcontract

Designed by John Stafford

description


dimensions

COM/COV yardage - 54"
COL sq ft

list price

C1220-100

Chair



upholstered
tight back
open arm

OW	28	4
OD	31	68 sq ft
OH	34 1/2	
WI	20	
ID	19	
IH	17	
AH	26 1/2	
SH	18	

COM
COL/COV

\$1,755
\$1,815


Premium Leather **\$2,505**

Grade A	\$1,815
Grade B	\$1,905
Grade C	\$1,995
Grade D	\$2,085
Grade E	\$2,175

Grade F	\$2,265
Grade G	\$2,355
Grade H	\$2,445
Grade I	\$2,535
Grade J	\$2,625

C1220-200

Two Seat Sofa



upholstered
tight back
open arm

OW	50	6 1/2
OD	31	91 sq ft
OH	34 1/2	
WI	42	
ID	19	
IH	17	
AH	26 1/2	
SH	18	

COM
COL/COV

\$2,310
\$2,400

Premium Leather **\$3,435**

Grade A	\$2,400
Grade B	\$2,535
Grade C	\$2,670
Grade D	\$2,805
Grade E	\$2,940

Grade F	\$3,075
Grade G	\$3,210
Grade H	\$3,345
Grade I	\$3,480
Grade J	\$3,615

SEATING — Retro Chair

description


dimensions

COM/COV yardage - 54"
COL sq ft

list price

C1224-100

Retro Chair



loose pillow back
wood frame

OW	26	6 1/2
OD	36	110 1/2 sq ft
OH	38 1/2	
WI	23	
ID	19	
AH	26	
SH	20	

COM
COL/COV



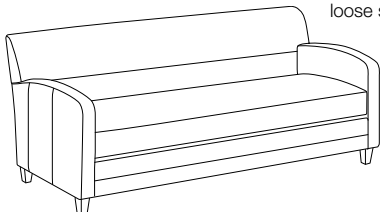
\$2,375
\$2,435

Premium Leather **\$3,125**

Grade A	\$2,435
Grade B	\$2,525
Grade C	\$2,615
Grade D	\$2,705
Grade E	\$2,795

Grade F	\$2,885
Grade G	\$2,975
Grade H	\$3,065
Grade I	\$3,155
Grade J	\$3,245

Note: When ordered in leather French Natural Nail Head trim is standard in place of welt

	<i>description</i>	<i>dimensions</i>		<i>COM/COV yardage - 54"</i> <i>COL sq ft</i>		<i>list price</i>	
C1240-100	Lounge Chair						
	tight back and loose seat cushion	OW	28	5 yds	COM	\$1,615	Premium Leather \$2,365
		OD	30 1/2	85 sq ft	COL/COV	\$1,675	
		OH	33 1/2				
		WI	20		Grade A	\$1,675	Grade F \$2,125
		SD	19		Grade B	\$1,765	Grade G \$2,215
		AH	25 1/2		Grade C	\$1,855	Grade H \$2,305
		SH	18		Grade D	\$1,945	Grade I \$2,395
					Grade E	\$2,035	Grade J \$2,485
C1240-200	Two-Seat Sofa						
	tight back and loose seat cushion	OW	50	7 yds	COM	\$2,160	Premium Leather \$2,910
		OD	30 1/2	119 sq ft	COL/COV	\$2,220	
		OH	33 1/2				
		WI	42		Grade A	\$2,220	Grade F \$2,670
		SD	19		Grade B	\$2,310	Grade G \$2,760
		AH	25 1/2		Grade C	\$2,400	Grade H \$2,850
		SH	18		Grade D	\$2,490	Grade I \$2,940
					Grade E	\$2,580	Grade J \$3,030
C1240-300	Three-Seat Sofa						
	tight back and loose seat cushion	OW	72	9 yds	COM	\$2,670	Premium Leather \$3,420
		OD	30 1/2	165 sq ft	COL/COV	\$2,730	
		OH	33 1/2				
		WI	64		Grade A	\$2,730	Grade F \$3,180
		SD	19		Grade B	\$2,820	Grade G \$3,270
		AH	25 1/2		Grade C	\$2,910	Grade H \$3,360
		SH	18		Grade D	\$3,000	Grade I \$3,450
					Grade E	\$3,090	Grade J \$3,540

Note: Back facing, back cushion and side design stitching standard only on leather.

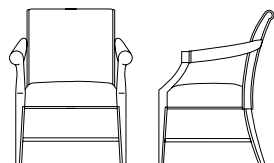
Designed by Tolleson/Design

description

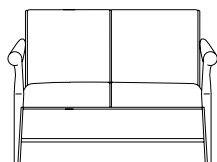
dimensions

COM/COV yardage - 54"
COL sq ft

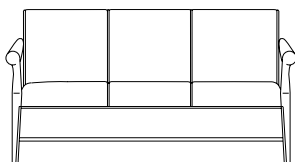
list price

C1442-100**Open Arm Chair**

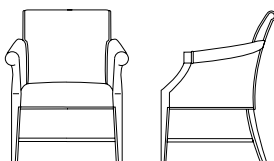
open arm	OW	26 1/2	2 1/2 yds	COM	\$1,345	Premium Leather	\$1,720
upholstered	OD	30	42 1/2 sq ft	COL/COV	\$1,375		
wood arm trim	OH	36					
wood legs	WI	18 1/2		Grade A	\$1,375	Grade F	\$1,600
stretchers	ID	20		Grade B	\$1,420	Grade G	\$1,645
	IH	19		Grade C	\$1,465	Grade H	\$1,690
	AH	24 1/4 - 26		Grade D	\$1,510	Grade I	\$1,735
	SH	19		Grade E	\$1,555	Grade J	\$1,780

C1442-200**Open Arm Two Seat Sofa**


open arm	OW	50	4 yds	COM	\$1,790	Premium Leather	\$2,415
upholstered	OD	30	68 sq ft	COL/COV	\$1,840		
wood arm trim	OH	36					
wood legs	WI	42		Grade A	\$1,840	Grade F	\$2,215
stretchers	ID	20		Grade B	\$1,915	Grade G	\$2,290
	IH	19		Grade C	\$1,990	Grade H	\$2,365
	AH	24 1/4 - 26		Grade D	\$2,065	Grade I	\$2,440
	SH	19		Grade E	\$2,140	Grade J	\$2,515

C1442-300**Open Arm Three Seat Sofa**

open arm	OW	72	4 3/4 yds	COM	\$2,145	Premium Leather	\$2,895
upholstered	OD	30	81 sq ft	COL/COV	\$2,205		
wood arm trim	OH	36					
wood legs	WI	64		Grade A	\$2,205	Grade F	\$2,655
stretchers	ID	20		Grade B	\$2,295	Grade G	\$2,745
	IH	19		Grade C	\$2,385	Grade H	\$2,835
	AH	24 1/4 - 26		Grade D	\$2,475	Grade I	\$2,925
	SH	19		Grade E	\$2,565	Grade J	\$3,015

C1443-100**Closed Arm Chair**

closed arm	OW	26 1/2	3 yds	COM	\$1,460	Premium Leather	\$1,960
upholstered	OD	30	51 sq ft	COL/COV	\$1,500		
wood arm trim	OH	36					
wood legs	WI	18 1/2		Grade A	\$1,500	Grade F	\$1,800
stretchers	ID	20		Grade B	\$1,560	Grade G	\$1,860
	IH	19		Grade C	\$1,620	Grade H	\$1,920
	AH	24 1/4 - 26		Grade D	\$1,680	Grade I	\$1,980
	SH	19		Grade E	\$1,740	Grade J	\$2,040

C1443-200**Closed Arm Two Seat Sofa**

closed arm	OW	50	4 1/2 yds	COM	\$1,900	Premium Leather	\$2,525
upholstered	OD	30	76 1/2 sq ft	COL/COV	\$1,950		
wood arm trim	OH	36					
wood legs	WI	42		Grade A	\$1,950	Grade F	\$2,325
stretchers	ID	20		Grade B	\$2,025	Grade G	\$2,400
	IH	19		Grade C	\$2,100	Grade H	\$2,475
	AH	24 1/4 - 26		Grade D	\$2,175	Grade I	\$2,550
	SH	19		Grade E	\$2,250	Grade J	\$2,625

see page 37 for complementing lounge tables

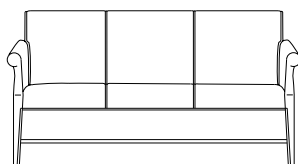
Designed by Tolleson/Design

description

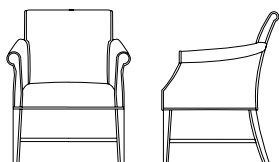
dimensions

COM/COV yardage - 54"
COL sq ft

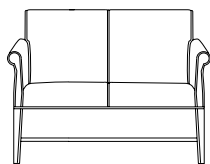
list price

C1443-300**Closed Arm Three Seat Sofa**

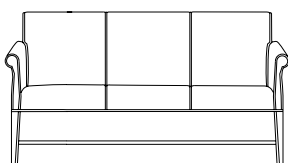
closed arm	OW	72	5 1/4	COM	\$2,250	Premium Leather	\$3,000
upholstered	OD	30	89 1/2 sq ft	COL/COV	\$2,310		
wood arm trim	OH	36					
wood legs	WI	64		Grade A	\$2,310	Grade F	\$2,760
stretchers	ID	20		Grade B	\$2,400	Grade G	\$2,850
	IH	19		Grade C	\$2,490	Grade H	\$2,940
	AH	24 1/4 - 26		Grade D	\$2,580	Grade I	\$3,030
	SH	19		Grade E	\$2,670	Grade J	\$3,120

C1444-100**Upholstered Arm Chair**

upholstered arm	OW	26 1/2	3	COM	\$1,460	Premium Leather	\$1,960
upholstered	OD	30	51 sq ft	COL/COV	\$1,500		
wood legs	OH	36					
stretchers	WI	18 1/2		Grade A	\$1,500	Grade F	\$1,800
	ID	20		Grade B	\$1,560	Grade G	\$1,860
	IH	19		Grade C	\$1,620	Grade H	\$1,920
	AH	24 1/4 - 26		Grade D	\$1,680	Grade I	\$1,980
	SH	19		Grade E	\$1,740	Grade J	\$2,040

C1444-200**Upholstered Arm Two Seat Sofa**

upholstered arm	OW	50	4 1/2	COM	\$1,900	Premium Leather	\$2,525
upholstered	OD	30	76 1/2 sq ft	COL/COV	\$1,950		
wood legs	OH	36					
stretchers	WI	42		Grade A	\$1,950	Grade F	\$2,325
	ID	20		Grade B	\$2,025	Grade G	\$2,400
	IH	19		Grade C	\$2,100	Grade H	\$2,475
	AH	24 1/4 - 26		Grade D	\$2,175	Grade I	\$2,550
	SH	19		Grade E	\$2,250	Grade J	\$2,625

C1444-300**Upholstered Arm Three Seat Sofa**

upholstered arm	OW	72	5 1/4	COM	\$2,250	Premium Leather	\$3,000
upholstered	OD	30	89 1/2 sq ft	COL/COV	\$2,310		
wood legs	OH	36					
stretchers	WI	64		Grade A	\$2,310	Grade F	\$2,760
	ID	20		Grade B	\$2,400	Grade G	\$2,850
	IH	19		Grade C	\$2,490	Grade H	\$2,940
	AH	24 1/4 - 26		Grade D	\$2,580	Grade I	\$3,030
	SH	19		Grade E	\$2,670	Grade J	\$3,120

see page 37 for complementing lounge tables

Designed by Tolleson/Design

description

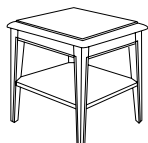
dimensions

list price

C1450-100**End Table****\$670**

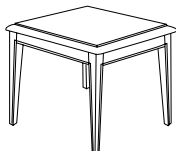
solid cherry
tapered legs with vein detailing
1/4" raised top surface
that arcs into a radius edge

OW 20
OD 24
OH 23 3/4

C1450-200**End Table****\$865**

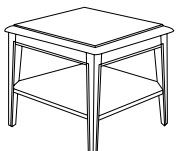
same as above, except has
bottom, solid cherry shelf

OW 20
OD 24
OH 23 3/4

C1451-100**Side Table****\$755**

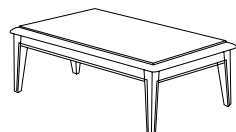
solid cherry
tapered legs with vein detailing
1/4" raised top surface
that arcs into a radius edge

OW 24
OD 24
OH 23 3/4

C1451-200**Side Table****\$1,005**

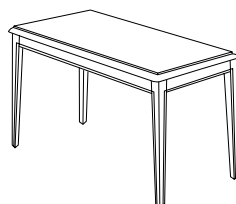
same as above, except has
bottom, solid cherry shelf

OW 24
OD 24
OH 23 3/4

C1452-100**Cocktail Table****\$820**

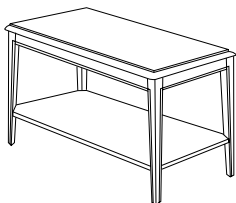
solid cherry
tapered legs with vein detailing
1/4" raised top surface
that arcs into a radius edge

OW 36
OD 22
OH 17

C1453-100**Console****\$1,100**

solid cherry
tapered legs with vein detailing
1/4" raised top surface
that arcs into a radius edge


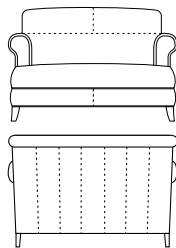
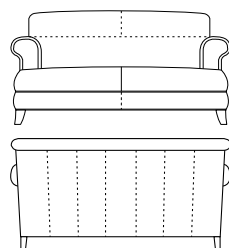
OW 50
OD 18
OH 30

C1453-200**Console****\$1,320**

same as above, except has
bottom, solid cherry shelf

OW 50
OD 18
OH 30

see pages 35-36 for complementing lounge seating

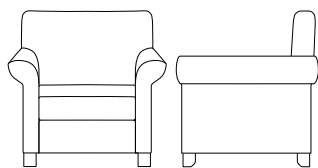
		<i>description</i>	<i>dimensions</i>		<i>COM/COV yardage - 54"</i> <i>COL sq ft</i>		<i>list price</i>	
C1510-100		Maxwell Lounge Chair						
	NOTE: back facing, back cushion and side stitching standard only on leather specify finish	OW	33 1/2	5 yds	COM	\$1,545	Premium Leather	\$2,295
		OD	35 1/2	85 sq ft	COL/COV	\$1,605		
		OH	35					
		WI	20		Grade A	\$1,605	Grade F	\$2,055
		ID	22		Grade B	\$1,695	Grade G	\$2,145
		AH	25		Grade C	\$1,785	Grade H	\$2,235
		SH	18		Grade D	\$1,875	Grade I	\$2,325
					Grade E	\$1,965	Grade J	\$2,415
C1510-200		Maxwell 53" Sofa						
	NOTE: back facing, back cushion and side stitching standard only on leather specify finish	OW	53 1/2	6 1/2 yds	COM	\$2,010	Premium Leather	\$3,135
		OD	35 1/2	110 1/2 sq ft	COL/COV	\$2,100		
		OH	35					
		WI	40		Grade A	\$2,100	Grade F	\$2,775
		ID	22		Grade B	\$2,235	Grade G	\$2,910
		AH	25		Grade C	\$2,370	Grade H	\$3,045
		SH	18		Grade D	\$2,505	Grade I	\$3,180
					Grade E	\$2,640	Grade J	\$3,315
C1510-300		Maxwell 75" Sofa						
	NOTE: back facing, back cushion and side stitching standard only on leather specify finish	OW	75	9 yds	COM	\$2,645	Premium Leather	\$4,145
		OD	35 1/2	165 sq ft	COL/COV	\$2,765		
		OH	35					
		WI	61 1/2		Grade A	\$2,765	Grade F	\$3,665
		ID	22		Grade B	\$2,945	Grade G	\$3,845
		AH	25		Grade C	\$3,125	Grade H	\$4,025
		SH	18		Grade D	\$3,305	Grade I	\$4,205
					Grade E	\$3,485	Grade J	\$4,385

description

dimensions

COM/COV yardage - 54"
COL sq ft

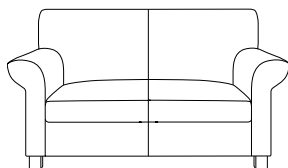
list prices

C1610-100**PUMA Lounge Chair**fully upholstered
specify finish for legs

OW	36
OD	31
OH	32 1/2
WI	20
ID	22
AH	24
SH	16 1/2

5 1/2 yds
118 sq ftCOM
COL/COV**\$1,505**
\$1,565Premium Leather **\$2,255**

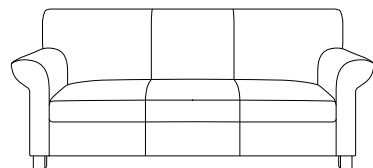
Grade A	\$1,565	Grade F	\$2,015
Grade B	\$1,655	Grade G	\$2,105
Grade C	\$1,745	Grade H	\$2,195
Grade D	\$1,835	Grade I	\$2,285
Grade E	\$1,925	Grade J	\$2,375

C1610-200**PUMA Two Seat Sofa**fully upholstered
specify finish for legs

OW	56
OD	31
OH	32 1/2
WI	40
ID	22
AH	24
SH	16 1/2

7 1/2 yds
160 1/2 sq ftCOM
COL/COV**\$1,895**
\$1,985Premium Leather **\$3,020**

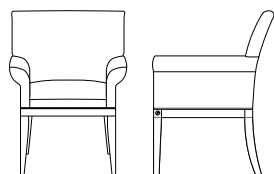
Grade A	\$1,985	Grade F	\$2,660
Grade B	\$2,120	Grade G	\$2,795
Grade C	\$2,255	Grade H	\$2,930
Grade D	\$2,390	Grade I	\$3,065
Grade E	\$2,525	Grade J	\$3,200

C1610-300**PUMA Three Seat Sofa**fully upholstered
specify finish for legs

OW	76
OD	31
OH	32 1/2
WI	40
ID	22
AH	24
SH	16 1/2

9 1/2 yds
204 sq ftCOM
COL/COV**\$2,280**
\$2,400Premium Leather **\$3,780**

Grade A	\$2,400	Grade F	\$3,300
Grade B	\$2,580	Grade G	\$3,480
Grade C	\$2,760	Grade H	\$3,660
Grade D	\$2,940	Grade I	\$3,840
Grade E	\$3,120	Grade J	\$4,020

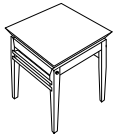
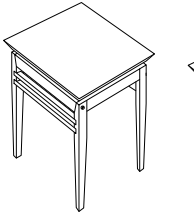
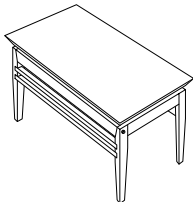
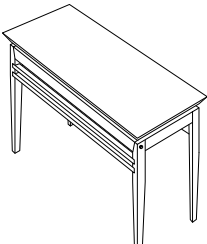
C1610-800**PUMA Guest Chair**closed arm
fully upholstered
wood leg
specify finish for legs
PUMA icon on side
of right front leg

OW	28
OD	25
OH	34
WI	18
ID	18
AH	25
SH	18 1/2

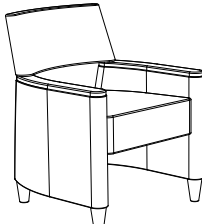
2 1/2 yds
53 1/2 sq ftCOM
COL/COV**\$1,365**
\$1,405Premium Leather **\$1,865**

Grade A	\$1,405	Grade F	\$1,705
Grade B	\$1,465	Grade G	\$1,765
Grade C	\$1,525	Grade H	\$1,825
Grade D	\$1,585	Grade I	\$1,885
Grade E	\$1,645	Grade J	\$1,945

see page 40 for complementing lounge tables

	<i>description</i>	<i>dimensions</i>	<i>list price</i>
C1630-100	Accent Table		\$985
	solid cherry	OW 20 1/2	
	PUMA icon located on side of right front leg	OD 20 1/2	
		OH 22 1/4	
C1633-100	End Table		\$1,035
	solid cherry	OW 26	
	PUMA icon located on side of right front leg	OD 22	
		OH 24	
C1634-100	Cocktail Table		\$1,490
	solid cherry	OW 42	
	PUMA icon located on side of right front leg	OD 22	
		OH 17	
C1635-100	Console		\$1,650
	solid cherry	OW 50	
	PUMA icon located on side of right front leg	OD 18	
		OH 28	

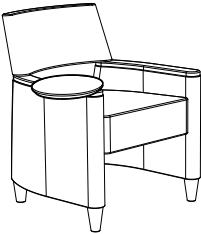
see page 39 for complementing lounge seating

	description	dimensions	COM/COV yardage - 54"		list prices		
			COL sq ft				
C1710-100	Arm Chair						
	upholstered seat & arm	OW 26 1/2	2 3/4 yds	COM	\$1,435	Premium Leather	\$1,935
	open back	OD 25 1/2	42 1/2 sq ft	COL/COV	\$1,475		
	wood cap arms	OH 33 3/4					
	wood feet	WI 20 1/2		Grade A	\$1,475	Grade F	\$1,775
		ID 20		Grade B	\$1,535	Grade G	\$1,835
		AH 23 3/4		Grade C	\$1,595	Grade H	\$1,895
		SH 18 1/2		Grade D	\$1,655	Grade I	\$1,955
				Grade E	\$1,715	Grade J	\$2,015

option —

C1711-100 - same as above, except with black dual wheel locking casters


deduct \$105 from list price

C1710-105	Arm Chair				
	upholstered seat & arm	OW 26 1/2	2 3/4 yds	COM \$1,435	Premium Leather \$1,935
	open back	OD 25 1/2	42 1/2 sq ft	COL/COV \$1,475	
	wood cap arms	OH 33 3/4			
	wood feet	WI 20 1/2		Grade A \$1,475	Grade F \$1,775
	optional tablet -	ID 20		Grade B \$1,535	Grade G \$1,835
	right arm as seated	AH 23 3/4		Grade C \$1,595	Grade H \$1,895
	select either -	SH 18 1/2		Grade D \$1,655	Grade I \$1,955
	C17-100 Corian® or			Grade E \$1,715	Grade J \$2,015
	C17-200 cherry tablet				
	see below for tablet options and additional cost				

option —

C1711-105 - same as above, except with black dual wheel locking casters




deduct \$105 from list price

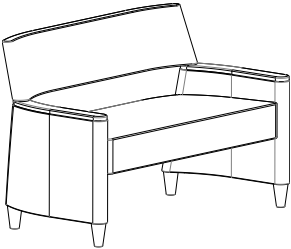
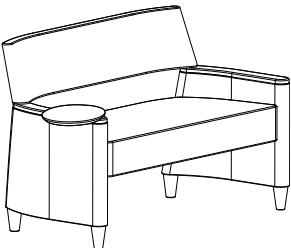
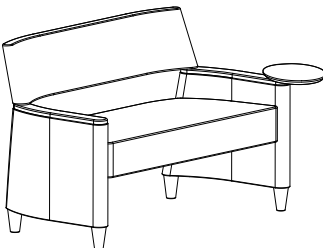

C1710-110	Arm Chair				
	upholstered seat & arm	OW 26 1/2	2 3/4 yds	COM \$1,435	Premium Leather \$1,935
	open back	OD 25 1/2	42 1/2 sq ft	COL/COV \$1,475	
	wood cap arms	OH 33 3/4			
	wood feet	WI 20 1.2		Grade A \$1,475	Grade F \$1,775
	optional tablet -	ID 20		Grade B \$1,535	Grade G \$1,835
	left arm as seated	AH 23 3/4		Grade C \$1,595	Grade H \$1,895
	select either -	SH 18 1/2		Grade D \$1,655	Grade I \$1,955
	C17-100 Corian® or			Grade E \$1,715	Grade J \$2,015
	C17-200 cherry tablet				
	see below for tablet options and additional cost				

option —

C1711-110 - same as above, except with black dual wheel locking casters

deduct \$105 from list price

options —		dimensions	W	D	H	
C17-100		Corian® tablet	19	11	1/2	\$505
C17-200		Cherry tablet	19	11	3/4	\$425
C18-100		Cherry bookshelf	15	15 7/8	3/4	\$250

	description	dimensions	COM/COV yardage - 54"	list prices
			COL sq ft	
C1712-200	Two Seat Sofa			
	upholstered seat & arm	OW 50 1/2	3 3/4 yds	COM \$1,805
	open back	OD 25 1/2	65 sq ft	COL/COV \$1,855
	wood cap arms	OH 33 3/4		
	wood legs	WI 44 1/2		Grade A \$1,855
		ID 20		Grade B \$1,930
		AH 23 3/4		Grade C \$2,005
		SH 18 1/2		Grade D \$2,080
				Grade E \$2,155
				Grade F \$2,230
				Grade G \$2,305
				Grade H \$2,380
				Grade I \$2,455
				Grade J \$2,530
				Premium Leather \$2,430
C1712-205	Two Seat Sofa			
	upholstered seat & arm	OW 50 1/2	3 3/4 yds	COM \$1,805
	open back	OD 25 1/2	65 sq ft	COL/COV \$1,855
	wood cap arms	OH 33 3/4		
	wood legs	WI 44 1/2		Grade A \$1,855
	optional tablet -	ID 20		Grade B \$1,930
	right arm as seated	AH 23 3/4		Grade C \$2,005
	select either -	SH 18 1/2		Grade D \$2,080
	C17-100 Corian® or			Grade E \$2,155
	C17-200 cherry tablet			Grade F \$2,230
				Grade G \$2,305
				Grade H \$2,380
				Grade I \$2,455
				Grade J \$2,530
				Premium Leather \$2,430
	see below for tablet options and additional cost			
C1712-210	Two Seat Sofa			
	upholstered seat & arm	OW 50 1/2	3 3/4 yds	COM \$1,805
	open back	OD 25 1/2	65 sq ft	COL/COV \$1,855
	wood cap arms	OH 33 3/4		
	wood legs	WI 44 1/2		Grade A \$1,855
	optional tablet -	ID 20		Grade B \$1,930
	left arm as seated	AH 23 3/4		Grade C \$2,005
	select either -	SH 18 1/2		Grade D \$2,080
	C17-100 Corian® or			Grade E \$2,155
	C17-200 cherry tablet			Grade F \$2,230
				Grade G \$2,305
				Grade H \$2,380
				Grade I \$2,455
				Grade J \$2,530
				Premium Leather \$2,430
	see below for tablet options and additional cost			
C1712-215	Two Seat Sofa			
	upholstered seat & arm	OW 50 1/2	3 3/4 yds	COM \$1,805
	open back	OD 25 1/2	65 sq ft	COL/COV \$1,855
	wood cap arms	OH 33 3/4		
	wood legs	WI 44 1/2		Grade A \$1,855
	optional tablets -	ID 20		Grade B \$1,930
	left and right arms	AH 23 3/4		Grade C \$2,005
	select either -	SH 18 1/2		Grade D \$2,080
	C17-100 Corian® or			Grade E \$2,155
	C17-200 cherry tablet			Grade F \$2,230
				Grade G \$2,305
				Grade H \$2,380
				Grade I \$2,455
				Grade J \$2,530
				Premium Leather \$2,430
	see below for tablet options and additional cost			

options —

C17-100

Corian® tablet

19

11

1/2

\$505
C17-200



Cherry tablet

19



11

3/4

\$425

	<i>description</i>	<i>dimensions</i>	<i>W</i>	<i>D</i>	<i>H</i>	<i>list price</i>
C1720-100	End Table					\$1,535
	solid wood construction	overall	28	28	22	
C1720-200	Cocktail Table					\$1,680
	solid wood construction	overall	36	36	16	

options —

C94-100		Brushed Aluminum Data Power Port				\$475
		standard with one electrical unit containing two 110v outlets, two RJ45 data and a 10' power cord.	overall	8	5	3 1/2
C94-150		Black Data Power Port				\$475
		standard with one electrical unit containing two 110v outlets, two RJ45 data and a 10' power cord.	overall	8	5	3 1/2

In addition to the standard Technologies Management Options, the **Verve Series Lounge Tables** can accommodate a wide range of electrical and data communications modules — please contact factory for more information.

Factory & Showroom —

HARDEN FURNITURE CONTRACT DIVISION

8550 Mill Pond Way

McConnellsville, NY 13401-1844

Contract Division 315 / 675-3600

. 315 / 245-1000

Fax 315 / 245-2884

Harden has established a computerized voice mail box system in their corporate phone lines in order to expedite your incoming calls. When you call the corporate phone number, please use the following extension numbers:

Customer Service. Ext. 216

. **Ext. 229**

. **Ext. 253**

Shipping Ext. 252

Chicago Showroom —

Harden Contract

222 Merchandise Mart ■ Space 10-164

Chicago, IL 60654

Telephone 312 / 645-0814

Fax 312 / 222-1519

solid wood furniture for the commercial environment

HARDENcontract

HARDEN FURNITURE, INC.

8550 Mill Pond Way, McConnellsville, New York 13401

315 / 675-3600 Fax 315 / 245-2884 contract@harden.com

www.hardencontract.com

MADE IN USA

