

CONNECTIVES PRICE LIST

Number XX

effective DATE

(includes Perfect Fit Wall System)

HARDEN contract

TERMS	1% 10 days, net 30. All prices FOB, McConnellsville, NY. All prices are subject to change without notice. Possession of this price list does not constitute authority to purchase.
CANCELLATIONS	Unless approved by our office, cancellations will not be accepted on any order which has been placed in production. Where cancellations are accepted, and received in writing a restocking charge will be assessed."
WARRANTY	<ol style="list-style-type: none"> 1. Harden warrants standard catalog casegoods for ten years from the date of shipment against defects in workmanship when put to ordinary use. This warranty does not cover damage or injury caused by unreasonable or abusive use, by failure to provide necessary or reasonable care, by accident, alteration, tampering or negligence by anyone other than Harden. Due to variations in color, texture and grain, the products are not warranted against such variation. 2. Harden warrants standard seating from the catalog to be free of defects in workmanship under normal single shift service for a period of five years from date of shipment. While we utilize the finest upholstery fabrics available, we cannot guarantee any fabric for wearability or color fastness. Similarly, variations in fabric color cannot be avoided. We cannot be responsible for variations beyond a reasonable commercial match. If an exact color match is required, a cutting of the fabric should be submitted-with your order. Items ordered after original order must be matched with the original fabrics dye lot. If this is not possible due to dye lot availability, then exact color match cannot be guaranteed. 3. It is not recommended to place glass tops on solid wood tops. This will create a moisture trap that could damage the wood surface. The use of glass tops will void the product warranty should structural damage occur. 4. Once a COM is inspected and accepted, Harden assumes no responsibilities for its overall performance flammability, normal durability, colorfastness, or any other quality after upholstered on Harden frames.
DAMAGED OR DEFECTIVE MERCHANDISE	<p>We strive to produce a fine quality product and to deliver it to our customers with the utmost care. Should problems occur, however, we will do our best to resolve them promptly and completely. In order to avoid any misunderstanding we offer the following guidelines:</p> <ol style="list-style-type: none"> 1. Damaged or defective merchandise must be reported to our Customer Service Department in writing no later than 10 days from original shipping date. 2. Should any item on our truck be damaged, our driver has the authority to return it for prompt repair or replacement. 3. We reserve the right to determine the most appropriate means of resolving a claim involving damage or defective merchandise. 4. We cannot assume responsibility for damage that occurs once merchandise leaves our trucks. 5. Local repair charges will not be accepted unless approved in advance, by Harden Contract. 6. In the event of a problem, we will assume full responsibility for transporting the merchandise between our factory and the delivery point on our trucks. We cannot assume responsibility for any secondary delivery costs to and from your customer, and will not accept the cost of returning merchandise to our factory via another carrier.
DESIGNS	All dimensions are approximate. The products shown in our catalog are, and remain, our property, and we reserve exclusive right to manufacture the items shown. We reserve the right to make changes in our designs, details, and dimensions without notice.
ORDER ACKNOWLEDGEMENT	<ol style="list-style-type: none"> 1. Order acknowledgments, indicating final production specifications, will be made promptly. It is your responsibility to check the acknowledgments for errors. Each order will be checked and acknowledged by Harden Contract. Customers should check each acknowledgement for accuracy and immediately notify Harden of any discrepancies in writing. This printed acknowledgement is the final agreement between Harden and the customer, superseding all previous communications regarding the order. We cannot accept telephone orders without a confirming purchase order. 2. <u>Orders will not be released for production until all information is complete (i.e. finish selection, fabric description, etc.).</u>
SHIPPING	<ol style="list-style-type: none"> 1. Unless otherwise specified, we will ship your order complete, as ready, on our company trucks. We reserve the right however, to route shipments via common carrier where we deem appropriate. 2. Shipments will normally be made to your place of business or standard receiving address. However, we may agree to deliver your order directly to the job site. In such cases, we must insist that the delivery location be fully accessible to a tractor-trailer, and that you provide the labor necessary to unload and place the merchandise. 3. Harden Furniture has made no provision for storage. If the customer is unable to accept delivery of furniture as scheduled, the customer has sole responsibility to provide new shipping instructions, and to accept any storage or transportation costs related to the delay. 4. IMPORTANT: Make certain entrances, elevators, etc. are adequate for large units. Our drivers are not responsible for delivery to anywhere other than a building receiving area. Please make certain that transportation to the point where the furniture is to be used is carefully considered and arranged for by the customer.

CARTONING & CRATING

All merchandise will be blanket wrapped for shipment unless otherwise specified. Special cartoning or crating is available at an additional charge as shown below.

<i>Application</i>	<i>Method</i>	<i>Seating</i>	<i>Case Goods</i>
Container — loaded at factory.	Carton	5% of Net Price	5% of Net Price
Common Carrier (Freight and UPS/RPS)	Carton	5% of Net Price	8% of Net Price
Our truck to a warehouse (for later shipment via common carrier or container).	Carton	5% of Net Price	8% of Net Price
Air freight or other preventative need. Cartoned pieces, sent freight, will be re-enforced to add extra protection.	Crate	8% of Net Price	8% of Net Price

MINIMUM CARTONING CHARGE: **\$52 NET**
 MINIMUM CRATING CHARGE: **\$104 NET**

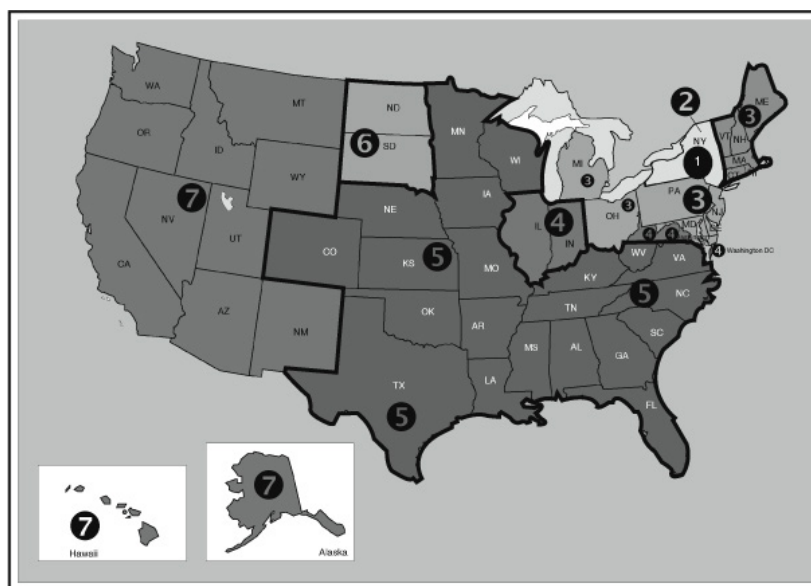
PERCENTAGES — Also apply to furniture that is not normally cartoned or crated and sent via Harden Truck.

SHIPPING ZONES

Unless otherwise specified, we will ship your order on our Company trucks. We reserve the right, however, to route shipments via common carrier where we deem appropriate.

To calculate the freight cost at the time of order placement, please adhere to the following:

1. Determine the zone to which Harden products are to be shipped.
2. Use the table below to calculate the freight cost as a percentage of the total Net Price of your order.
3. Please indicate on your purchase order the shipping address, zone and percentage for shipping.



Please contact factory for any applicable fuel surcharges.

Zone 1	4%	New York State within 150 miles of Factory, McConnellsville.
Zone 2	5%	New York State Beyond 150 miles.
Zone 3	7%	DE, DC, MD, MI, ME, VT, NH, MA, RI, CT, NJ, OH, PA, Northern VA (above Richmond)
Zone 4	8%	IL, IN, Northern WV (Charleston & above)
Zone 5	10%	AL, AR, CO, FL, GA, IA, KS, KY, LA, MN, MS, MO, NE, NC, OK, SC, Southern VA (Richmond & below), southern WV (below Charleston), TN, TX, WI
Zone 6	11%	ND, SD
Zone 7	12%	AZ, CA, ID, MT, NV, NM, OR, UT, WA, WY
Special: Hawaii and Alaska, must use designated freight forwarding company in CA plus crating charge.		

CONSTRUCTION

1. Harden Contract case goods feature solid cherry “raised panel” construction.
2. Components are fabricated from SFI®-certified solid cherry dimensioned stock in a manner which allows for the expansion and contraction of individual parts, due to changes in temperature and humidity, without resulting in damage to the individual parts.
3. This type of construction also allows for the creation of true traditional detail by carving into the surface of the wood at any point.
4. All permanent joints are glued and double-doweled.
5. A wide variety of fastening devices are also used to ensure structural integrity.
6. Tops can be specified as any size or shape to fit conferencing configurations.

CONSTRUCTION OPTIONS

A wide range of custom options and unit modifications are available. Requests for “special” work should be reviewed with the Factory prior to order. Quotations will be provided at that time.

SYSTEMS OFFERED

Connectives offers a complete program of configurable case goods that can be specified to accommodate specific space and work requirements. Systems available are as follows:

1. **Single Pedestal Desks** — may be connected to Returns, Bridges and Receptionist Galleries. See pages 82–83.
2. **Desking Units** — may be connected to Returns, Bridges, Credenzas and Receptionist / Work Station Galleries. See page 84.
3. **Returns** — may be connected to Single Pedestal Desks and Receptionist / Work Station Galleries. See page 85.
4. **Bridges** — may be connected to Single Pedestal Desks, Credenzas and Receptionist / Work Station Galleries. See page 86.
5. **Corner Work Stations** — may be used freestanding or connected to Returns, Bridges, Credenzas and Receptionist / Work Station Galleries. See page 87.
6. **Receptionist / Work Station Galleries** — may be connected to Single Pedestal Desks, Returns, Bridges, Corner Units and Credenzas. See pages 88–89.
7. **Credenzas** — may be used freestanding or connected to Returns, Bridges, Conferencing Tops, Receptionist / Work Station Galleries, Hi Rise Storage and Wardrobes. See pages 90–91.
8. **“P” Tops & Bullet Tops** — may be connected to Credenzas. See pages 93–94.
9. **Hi Rise System** — may be connected to Credenzas and Wardrobes. See pages 95–97.
10. **Wardrobe Units** — may be used freestanding or connected to Credenzas and Hi Rise Storage. See page 102.
11. **Lateral File System** — may be used freestanding only or connected to like units. See page 103.
12. **Bookcase System** — may be used freestanding only or connected to like units. See pages 104–105.

DRAWER CONSTRUCTION

1. All box and file drawers are constructed with solid cherry drawer fronts dovetailed to solid cherry sides and back.
2. Maple veneer drawer bottoms are used for strength.
3. Internal drawer components are always sanded, sealed and lacquered before finally being rubbed and waxed.

DRAWER SLIDES

All desk, file, credenza and drawer bridge/keypads are equipped with Accuride® suspensions.

FILE FRAME SYSTEM

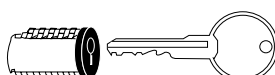
Interior space in all file drawers is maximized by use of the Harden File Frame System. Each drawer is fitted with a series of black anodized, extruded aluminum file bars. These bars are 1/8" thick and 3/4" wide. They are fitted together to form a grid which, in nearly all cases, allows for front-to-back, side-to-side, legal or letter size filing. NOTE: The physical size of some smaller drawers may prohibit the use of some filing methods.

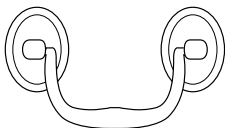

ANTI-TILT MECHANISM

This mechanism is standard on all Lateral File units. For safety reasons, it allows only one drawer at a time to be opened. It also provides a positive lock, anti-rebound feature for heavily weighted drawers.

LOCKS

1. Brass cylinder locks are standard on most pedestals and lateral file components.
2. Optional locks are also available on some case goods — C45 Cylinder Lock Option at \$110 each.
3. When C50 Black Hardware Option is ordered, cylinder locks on units will be matte black.
4. All cylinder locks can be keyed-alike upon request at no additional charge, except C123 Vertical File Units which have a different type of cylinder lock.

BRASS CYLINDER**C50 HARDWARE OPTION BLACK CYLINDER**

TASK LIGHTING	Task lighting can be specified in all flipper door and standard length Hi-Rise units (127 Series). These lighting devices have fluorescent tubes, wired together in series. A single switch operates an entire Hi-Rise. Refractory lenses cover each light unit and are easily removed to allow access for tube changes.
PROTECTIVE GLASS TOPS	It is not recommended to place glass tops on solid wood tops. This will create a moisture trap that could damage the wood surface. The use of glass tops will void the product warranty should structural damage occur.
MAINTENANCE	All Harden products should be maintained regularly by simply dusting with a damp cloth. Polishing is only recommended on a quarterly basis. When polishing, use only a high quality non-silicone product. Please review the care and maintenance tag shipped with the product. All brass hardware has been lacquered for tarnish resistance — no additional care is required.
HARDWARE	<p><u>STANDARD BRASS HARDWARE</u></p> <ul style="list-style-type: none"> - Solid brass casting with bright gloss finish. - Includes bail drawer pulls with oval rosettes, oval knobs for flipper doors, and tear-drop pendant with back plate for doors. <p><u>C50 BLACK HARDWARE OPTION</u></p> <ul style="list-style-type: none"> - Solid brass castings with matte black powder-coat. - Includes transitionally styled bail drawer pulls with convex rosettes, rounded knobs for flipper doors, and arched pendants with back plates for doors. - All cylinder locks will be black finish also. - Should be specified for lighter finishes such as Cinnabar, Champagne or Brandywine. - Available on all Connectives standard desks and Modular System at no extra charge. <div> <div>STANDARD BRASS BAIL PULL</div>  </div> <div> <div>C50 BLACK BAIL PULL</div>  </div>
STANDARD FINISHES	<p>All Harden Contract Products with exposed wood are constructed of solid cherry and are available in the following:</p> <p>BRANDYWINE CHAMPAGNE CINNABAR VINTAGE ESTATE CAMBRIDGE</p> <p>OLD TAVERN* MYSTIC BORDEAUX SHADOW</p> <p>*Old Tavern will come standard with Tarnished Hardware</p> <p><i>Note: Samples of each are included in your binder.</i></p>
SPECIAL MATCHED FINISHES	It is generally possible to match any special finish at an additional charge of 15% . Please submit a color panel with your order. Harden will return your original panel along with a numbered custom matched panel. Your order will not be placed in production until we receive written approval to proceed with the proposed custom finish.
CATALYZED LACQUER	Catalyzed lacquer is standard* on all desks, credenzas, Hi-Rises, galleries, file cabinets, conference tables, boardroom accessories, and the exposed wood on all caster-based chairs. This finish is specially formulated to provide extra durability in the office environment and is hand-rubbed to a soft, satin sheen.
GLOBAL RESISTOVAR™	<p>Available at a 10% up charge. This finish offers superior chemical, water, mar and UV resistance. Detailed specifications on the Resistovar™ finish are available by contacting the factory.</p> <p>Note: Available only in satin sheen.</p>
FILL-IN ORDERS	When ordering fill-in pieces for an existing installation, it is advisable to submit a finish sample with your order. Aging and mellowing of wood finishes occurs over time, making an accurate match unlikely without a sample. There is no upcharge for this procedure.
INSTALLATION	<p>Most items (except conference tables, return desks, "U"-desks, and wall units) are completely set up prior to shipping. Should there be a problem placing desks in close quarters, they can be partially disassembled:</p> <ol style="list-style-type: none"> 1. The four inch bottom moulding is attached to the desk with screws and can be removed easily. 2. Once the base moulding is off, the modesty panel will slide out, allowing the piece to work around tight corners and through relatively small doorways.
SPECIAL NOTE	All units are manufactured from the finest cherrywood and are subject to natural color and grain characteristics. Harden Contract cannot be responsible for variations due to natural characteristics.



Gallery / Bridge / Credenza / Hutch
C134-100 / C130-64 / C174-110 / C158-207 / Radius Charging Front Gallery
C124-300 / C124-5 / C130-114-26-26-31-26-26 /
C127-114-49-49-92-49-49 / C124-200 / C124-5



C144 1/2 Desk with Tooled Leather Overhang Top



Desk / Bridge / Credenza / Hutch
C135-100 / C174-110 / C130-74--x-30-20 / C127-74-82-69-49



Credenza / Hutch
C130-124-33-36-36-33 / C127-124-91-91-91-91



Desk / Return / Corner / Files



Desk / Lateral Files

TABLE DESKS

C112-100



C113-105



C114-105



C199 1/2



DOUBLE PEDESTAL DESKS

C140



C141



C141 1/2



C144 1/2



SIT-TO-STAND DESKS

C1040-320



C1042-350



SIT-TO-STAND DOUBLE PEDESTAL DESKS

C1060-225



FIXED HEIGHT DESK

C1041-320



C1043-320



SINGLE PEDESTAL DESKS / BRIDGES / CREDENZAS/ HUTCHES

Desk / Bridge / Credenza
C136-100 / C173-110 / C65 / C55 / C130-74-30-X-C68



Hutch - C127-64-81-81-80 / C127-097 / C127-102-80-82-82-81
Credenza - C130-84-23-23-26-17 / C130-84-26-23-23-20



Custom Workstation — contact factory for specifications



Freestanding Wardrobe Unit / C124-100



Desk - C146-701 / C58
Credenza - C130-94-X-26-X / C68 / C60
"P" top - C149-166
Hutch - C127-94-50-50-50-92



Lateral Files
Left Unit - C123-300
Right Unit - C123-200



FEATURES & OPTIONS



STANDARD

Center Desk Drawer Construction




STANDARD

File Drawer Construction




STANDARD

Solid Brass Hardware
solid brass castings
lacquered polished brass finish



C50 Black Hardware Option

solid brass castings
matte black powder coat



C60 Articulating Keyboard / Mouse Platform

minimum 30" kneespace required



Pile Management Option

may be specified in any
vertical storage unit




C84 Fire Safe

may be specified within the
-23 credenza component

description	dimensions	W	D	H	list price
-------------	------------	---	---	---	------------

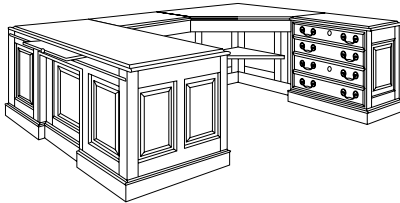
EXAMPLES

C136-100 C173-110 C130-74-X-30 C127-74-46-66-46	Single Pedestal Desk Executive Bridge Credenza Hi Rise Storage				\$20,400
--	---	--	--	--	-----------------



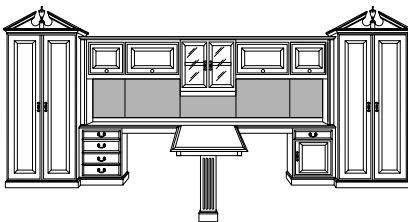
desk	overall	72	36	30 1/2	\$570
bridge	overall	45 1/2	20	30 1/2	\$1,820
credenza — 74" basic case	overall	74	20	30 1/2	\$2,210
-X connecting space					\$595
-30 two box drawers / one file drawer		30	-	-	\$1,705
hi rise — 74" basic case	overall	74 1/2	15 1/4	46	\$1,600
-46 glass door with light		20	-	-	
-66 glass door with light		30	-	-	
-46 glass door with light		20	-	-	

C136-100 C173-110 C132-310 C130-34-36	Single Pedestal Desk Executive Height Bridge Executive Height Corner Work Unit Credenza				\$16,285
--	--	--	--	--	-----------------

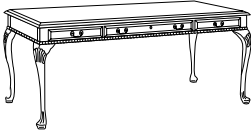


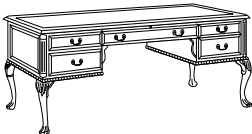

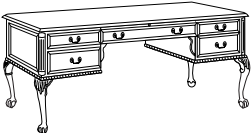

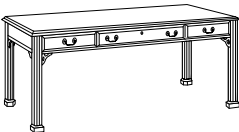
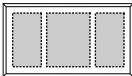


single pedestal desk	overall	72	36	30 1/2	\$7,855
bridge — executive height	overall	45 1/2	20	30 1/2	\$1,820
corner — executive height	overall	42	42	30 1/2	\$3,350
credenza — 34" basic case		34	20	30 1/2	\$1,420
-36 two file drawers		30	-	-	\$1,840

C124-300 C124-5 C130-114-26-X/C130-24-21 C149-066 C149-154 C127-84-50-70-66/C127-54-70-50 C124-200 C124-5	Left Wardrobe Architectural Pediment Option Credenza 66" x 30" Top Square Pillar Base Hi Rise Storage Right Wardrobe Architectural Pediment Option				\$34,560
--	---	--	--	--	-----------------



left wardrobe	overall	32 1/2	25 1/2	79	\$5,990
pediment option	overall	32	2 1/2	10	\$350
credenza — 114" basic case	overall	124	20	30 1/2	\$3,245
-26 two file drawers		20	-	-	\$1,485
-X kneewell		90	-	-	\$595
credenza - 24" basic case					\$1,250
-21 one box drawer / one door		20	-	-	\$1,145
66" x 30" rectangular top	overall	66	30	-	\$1,990
square pillar base	overall	8	8	30 1/2	\$700
hi rise — 84" basic case	overall	124	15 1/4	46	\$1,705
-50 flipper door with light		20	-	-	\$1,440
-70 flipper door with light		30	-	-	\$1,795
-66 glass door with light		30	-	-	\$1,935
hi-rise - 54" basic case					\$1,360
-70 flipper door with light		30	-	-	\$1,795
-50 flipper door with light		20	-	-	\$1,440
right wardrobe	overall	32 1/2	25 1/2	79	\$5,990
pediment option	overall	32	2 1/2	10	\$350

	<i>description</i>	<i>dimensions</i>	<i>W</i>	<i>D</i>	<i>H</i>	<i>list price</i>
TABLE DESKS						
C112-100	Table Desk — Solid Cherry Top — 72" x 36"					\$5,530
	solid wood construction three drawers wooden pencil tray and felt liner in all three drawers center drawer lock solid brass hardware	overall	72	36	30 1/2	
options —						
C112-105	Table Desk with Tooled Leather Top — 72" x 36"					\$5,790
	same as above except has one-piece leather top with tooled gold leaf imprint select any Harden Standard Leather	overall	72	36	30 1/2	
C112-200	Table Desk with Solid Cherry Top — 66" x 30"					\$4,845
	same as C112-100 except size	overall	66	30	30 1/2	
C113-100	Trifid Desk — Solid Cherry Top — 72" x 36"					\$7,905
	solid wood construction four drawers — box over box, center, and file drawer central locking device cylinder lock above center drawer solid brass hardware pull out dictation slide filing - two letter or one legal side to side wooden pencil tray and felt liner in all three top box drawers	overall pedestal kneespace	72 19 1/2 30	36 33 1/4 36	30 1/2 - 24	
option —						
C113-105	Trifid Desk with Tooled Leather Top — 72" x 36"					\$8,330
	same as above except has one-piece leather top with tooled gold leaf imprint select any Harden Standard Leather	overall	72	36	30 1/2	
C114-100	Ball & Claw — Solid Cherry Top — 72" x 36"					\$8,135
	solid wood construction four drawers — box over box, center, and file drawer central locking device cylinder lock above center drawer solid brass hardware pull out dictation slide filing - two letter or one legal side to side wooden pencil tray and felt liner in all three top box drawers	overall pedestal kneespace	72 19 1/2 30	36 33 1/4 36	30 1/2 - 24	
option —						
C114-105	Ball & Claw with Tooled Leather Top — 72" x 36"					\$8,745
	same as above except has one-piece leather top with tooled gold leaf imprint select any Harden Standard Leather	overall	72	36	30 1/2	
C199	Table Desk — Solid Cherry Top — 72" x 36"					\$4,540
	solid wood construction three drawers cylinder lock above center drawer solid brass hardware wooden pencil tray and felt liner in all three drawers	overall	72	36	30 1/2	
option —						
C199 1/2	Table Desk with Tooled Leather Top — 72" x 36"					\$4,990
	same as above except has three-piece leather top with tooled gold leaf imprint select any Harden Standard Leather	overall	72	36	30 1/2	



For additional options, please see CONNECTIVES OPTIONS & TECHNOLOGIES MANAGEMENT OPTIONS (pages 29- 31)

SPECIFICATIONS**Standard with all units on these pages:**

Desk has central locking system with lock above center drawer. Center pull-out dictation slide on approach side (except overhang desk.) Center drawer has felt liner and wooden pencil tray. Top box drawer has felt liner. Pedestals: one pull-out writing slide, two box drawers and a bottom file drawer. All file drawers will accept both letter and legal size filing. All units are equipped with file bars to accommodate either direction. File bars are shipped taped to the inside of the drawer for safety. Three-piece leather tops are available in any Harden Standard leather.

TO SPECIFY**The following information is required for ordering STANDARD DESKS:**

1. Model Number
2. Specify Finish
3. Harden Standard Leather Color Number (if leather top is ordered)
4. Additional Options — see pages 29– 31 for additional options.

description	dimensions	W	D	H	list price
-------------	------------	---	---	---	------------

DOUBLE PEDESTAL DESKS

C140	Solid Cherry Top — 72" x 36"				\$8,935
	solid wood construction file drawers - 2 letter or 1 legal side to side kneespace 1 letter or 1 legal front to back	overall pedestals 30	72 20 1/2 -	36 34 24	30 1/2 - -
option— C140 1/2	 Desk with Tooled Leather Top — 72" x 36" same as above except has three-piece leather top select any Harden Standard Leather	overall	72	36	30 1/2
C141	Solid Cherry Overhang Top — 80" x 38 1/2"				\$9,340
	solid wood construction file drawers - 2 letter or 1 legal side to side 1 letter or 1 legal front to back kneespace	overall 30	80 -	38 1/2 24	30 1/2 -
option— C141 1/2	 Desk with Tooled Leather Overhang Top — 80" x 38 1/2" same as above except has three-piece leather top select any Harden Standard Leather	overall	80	38 1/2	30 1/2
C142	Solid Cherry Top — 62" x 30"				\$8,590
	solid wood construction side to side filing only 2 letter or 1 legal	overall pedestals kneespace overhang	62 15 1/4 30 3/4	30 28 1/2 - -	30 1/2 - 24 -
option— C142 1/2	 Desk with Tooled Leather Top — 62" x 30" same as above except has three-piece leather top select any Harden Standard Leather	overall	62	30	30 1/2
C144	Solid Cherry Overhang Top — 70" x 34"				\$8,810
	solid wood construction side to side filing only 2 letter or 1 legal	overall overhang pedestals kneespace	70 4 3/4 15 1/4 30	34 4 3/4 28 1/2 -	30 1/2 - - 24
option— C144 1/2	 Desk with Tooled Leather Overhang Top — 70" x 34" same as above except has three-piece leather top select any Harden Standard Leather	overall	70	34	30 1/2

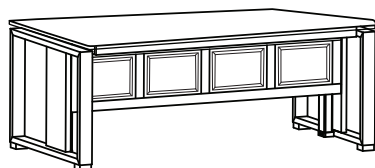


For additional options, please see CONNECTIVES OPTIONS & TECHNOLOGIES MANAGEMENT OPTIONS (pages 29- 31)

description

dimensions

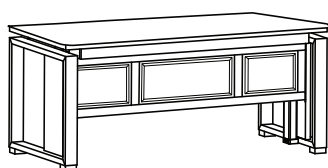
list price

C1040-120**Sit-to-Stand Desk 72" x 36"****\$7,010**

fingertip control adjustable height	overall	72	36	29 to 48 3/4
pencil drawer	kneespace	66	23	25 1/2
comfort edge	pencil drawer interior	31	9 1/2	1 1/2
traditional wood modesty panel				
wire management tray				
flexible feed cord - <i>specify right or left side exit</i>				
feet - stained to match				
solid wood construction				

Please refer to General Information for important information on monitor placement

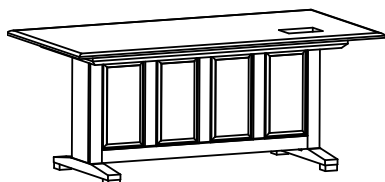
option —

C1040-220 - same as above except with traditional edge detail and feet stained to match**C1040-320** - same as above except with square edge detail and feet stained to match**C1042-120****Sit-to-Stand Desk 66" x 30"****\$6,550**

fingertip control adjustable height	overall	66	30	29 to 48 3/4
pencil drawer	kneespace	60	23	
comfort edge	pencil drawer interior	31	9 1/2	1 1/2
traditional wood modesty panel				
wire management tray				
flexible feed cord - <i>specify right or left side exit</i>				
feet - stained to match				
solid wood construction				

Please refer to General Information for important information on monitor placement

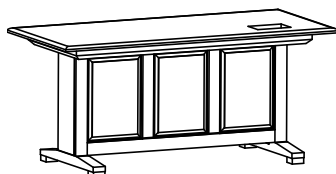
option —

C1042-220 - same as above except with traditional edge detail and feet stained to match**C1042-320** - same as above except with square edge detail and feet stained to match**C1050-120****Sit-to-Stand Pedestal Desk 72" x 36"****\$8,215**

fingertip control adjustable height	overall	72	36	29 to 48 3/4
pencil drawer	kneespace	66	17-1/2	25 1/2
comfort edge	pencil drawer interior	15-15/16	11-1/2	1-1/2
traditional wood modesty panel				
wire management tray				
flexible feed cord - <i>specify right or left side exit</i>				
feet - stained to match				
solid wood construction				

Please refer to General Information for important information on monitor placement

option —

C1050-220 - same as above except with traditional edge detail and feet stained to match**C1050-320** - same as above except with square edge detail and feet stained to match**C1052-120****Sit-to-Stand Pedestal Desk 66" x 30"****\$7,365**


fingertip control adjustable height	overall	66	30	29 to 48 3/4
pencil drawer	kneespace	60	17-1/2	
comfort edge	pencil drawer interior	15-15/16	11-1/2	1-1/2
traditional wood modesty panel				
wire management tray				
flexible feed cord - <i>specify right or left side exit</i>				
feet - stained to match				
solid wood construction				

Please refer to General Information for important information on monitor placement

option —

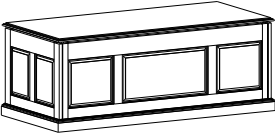
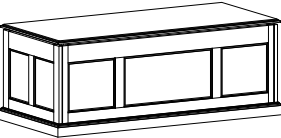
C1052-220 - same as above except with traditional edge detail and feet stained to match**C1052-320** - same as above except with square edge detail and feet stained to match

option —

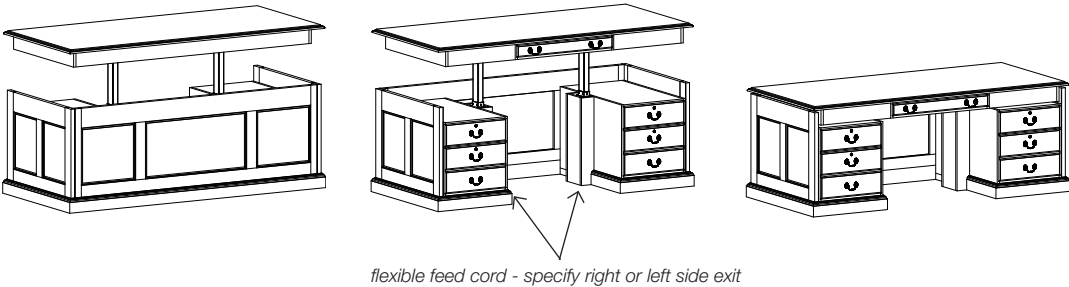
C99**Leather Top**


available on the 66" or 72" desk top — specify any Harden Contract leather


\$45
sq. ft.

	<i>description</i>	<i>dimensions</i>	<i>list price</i>
C1060-220	Connectives Sit-to-Stand Double Pedestal Desk		\$ 14,620
	solid cherry	OW 81-1/2	
	vertical height adjustment	OD 36-3/4	
	3/4" safety "pinch point"	OH 30-3/4 – 49	
	300 lb. overall weight capacity	Kneespace 27-7/8W	
	pencil drawer - no lock		
	locks on all pedestal drawers		
	solid wood raised panels		
C1060-225	Connectives Sit-to-Stand Double Pedestal Desk		\$ 15,335
	solid cherry	OW 81-1/2	
	vertical height adjustment	OD 36-3/4	
	3/4" safety "pinch point"	OH 30-3/4 – 49	
	300 lb. overall weight capacity	Kneespace 27-7/8W	
	pencil drawer - no lock		
	locks on all pedestal drawers		
	leather panels		

Different views of the
Sit-To-Stand Double
Pedestal Desk
(C1060-225 shown)



	<i>description</i>	<i>dimensions</i>	<i>W</i>	<i>D</i>	<i>H</i>	<i>list price</i>
C1041-120	Fixed Height Desk 72" x 36"					\$4,635
	fixed height	overall	72	36	29	
	pencil drawer	kneespace	66	23		
	comfort edge	pencil drawer interior	31	9 1/2	1 1/2	
	traditional wood modesty panel					
	feet - stained to match					
	solid wood construction					
<i>option —</i>						
C1041-220 - same as above except with traditional edge detail and feet stained to match						
C1041-320 - same as above except with square edge detail and feet stained to match						

C1043-120	Fixed Height Desk 66" x 30"					\$4,185
	fixed height	overall	66	30	29	
	pencil drawer	kneespace	60	23		
	comfort edge	pencil drawer interior	31	9 1/2	1 1/2	
	traditional wood modesty panel					
	solid wood construction					
<i>option —</i>						
C1043-220 - same as above except with traditional edge detail and feet stained to match						
C1043-320 - same as above except with square edge detail and feet stained to match						



For additional options, please see ASCEND OPTIONS &
TECHNOLOGIES MANAGEMENT OPTIONS (pages 31-32)

SPECIFICATIONS

Standard with all units on these pages: Desk has central locking system with lock above center drawer. Center pull-out dictation slide on approach side (except overhang desk). Center drawer has felt liner and wooden pencil tray. 72 X 36 Desk Pedestals: one pull-out writing slide, two box drawers and a bottom file drawer which accommodates letter or legal file side-to-side or front-to-back — File Frame System. 66 x 30 Desk Pedestal: same as above, except accommodates legal or letter files side-to-side. Top box drawer has felt liner. Three-piece leather tops are available in any Harden standard leather.

TO SPECIFY

The following information is required for ordering from the **CONNECTIVES System**:

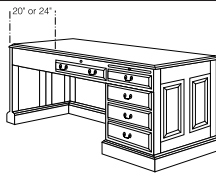
1. Sketch (plan view)
2. Model number of each item in sequence of drawing
3. Specify Finish
4. Leather Color Number (if leather top is ordered)
5. Fabric Color Number (if Hi-Rise or gallery units are ordered).

description	dimensions	W	D	H	list price
-------------	------------	---	---	---	------------

SINGLE PEDESTAL DESKS / STANDARD TOPS

C134-100	Solid Cherry Top — 66" x 30" — Right Connection	\$7,365
-----------------	--	----------------

C135-100	Solid Cherry Top — 66" x 30" — Left Connection	\$7,365
-----------------	---	----------------



solid wood construction	overall	66	30	30 1/2
side to side filing only	pedestal	15	30	-
2 letter or 1 legal	kneespace	24	-	24
(left return shown)	connection	20 or 24	-	-

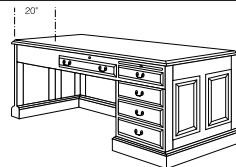
options—

C134-150	Tooled Leather Top — 66" x 30" — Right Connection	\$7,550
C135-150	Tooled Leather Top — 66" x 30" — Left Connection	\$7,550

same as above except has	overall	66	30	30 1/2
three-piece leather top				
select any Harden Standard Leather				

C136-100	Solid Cherry Top — 72" x 36" — Right Connection	\$7,855
-----------------	--	----------------

C137-100	Solid Cherry Top — 72" x 36" — Left Connection	\$7,855
-----------------	---	----------------



solid wood construction	overall	72	36	30 1/2
2 letter or 1 legal side to side	pedestal	20 1/2	34	-
1 letter or 1 legal front to back	kneespace	30	-	24
bridges —	connection	20	-	-
C170-110, C173-110, C174-110				
(left return shown)				

options—

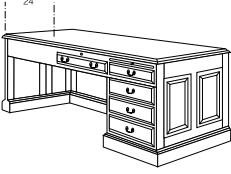

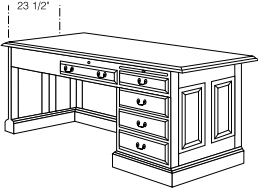

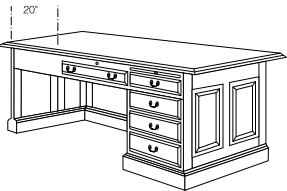

C136-150	Tooled Leather Top — 72" x 36" — Right Connection	\$8,365
C137-150	Tooled Leather Top — 72" x 36" — Left Connection	\$8,365



same as above except has	overall	72	36	30 1/2
three-piece leather top				
select any Harden Standard Leather				



For additional options, please see **CONNECTIVES OPTIONS & TECHNOLOGIES MANAGEMENT OPTIONS** (pages 29- 31)

	description	dimensions	W	D	H	list price
SINGLE PEDESTAL DESKS / STANDARD TOPS (continued)						
C138-100	Solid Cherry Top — 72" x 36" — Right Connection					\$7,800
C139-100	Solid Cherry Top — 72" x 36" — Left Connection					\$7,800
 <p>options—</p> 	solid wood construction	overall	72	36	30 1/2	
	one file drawer - 2 letter or one legal	pedestal	20 1/2	34	-	
	side to side	kneespace	25	-	24	
	one letter or one legal front to back	connection	24	-	-	
	bridges —					
	C170-210, C173-210, C174-210					
	(left return shown)					
C138-150	Tooled Leather Top — 72" x 36" — Right Connection					\$8,320
C139-150	Tooled Leather Top — 72" x 36" — Left Connection					\$8,320
	same as above except has	overall	72	36	30 1/2	
	three-piece leather top					
	select any Harden Standard Leather					
SINGLE PEDESTAL DESKS / OVERHANG TOPS						
C134-200	Solid Cherry Top — 72" x 36" — Right Connection					\$7,755
C135-200	Solid Cherry Top — 72" x 36" — Left Connection					\$7,755
 <p>options—</p> 	solid wood construction	overall	72	36	30 1/2	
	side to side filing only	pedestal	15	30	-	
	two letter or 1 legal	kneespace	24	-	24	
	returns —	connection	23 1/2	-	-	
	to be used only for	overhang	sides - 4 3/4		front - 6 3/4	
	"L"-shaped units	chassis	64 3/4	28 1/2	29 1/2	
	bridges — contact factory					
	(left return shown)					
C134-250	Tooled Leather Top — 72" x 36" — Right Connection					\$8,000
C135-250	Tooled Leather Top — 72" x 36" — Left Connection					\$8,000
	same as above except has	overall	72	36	30 1/2	
	three-piece leather top					
	select any Harden Standard Leather					
C136-200	Solid Cherry Overhang Top — 80" x 38 1/2" — Right Connection					\$8,030
C137-200	Solid Cherry Overhang Top — 80" x 38 1/2" — Left Connection					\$8,030
 <p>options—</p> 	solid wood construction	overall	80	38 1/2	30 1/2	
	returns — C172-310-	pedestal	20 1/2	34	-	
	to be used only for	kneespace	30	-	24	
	"L"-shaped units	connection	20	-	-	
	bridges — contact factory	overhang	sides - 4 3/4		front - 5	
	one file drawer-2 letter	chassis	70 3/4	32 1/2	29 1/2	
	or 1 legal side to side					
	1 letter or 1 legal front to back					
	(left return shown)					
C136-250	Tooled Leather Overhang Top — 80" x 38 1/2" — Right Connection					\$8,710
C137-250	Tooled Leather Overhang Top — 80" x 38 1/2" — Left Connection					\$8,710
	same as above except has	overall	80	38 1/2	30 1/2	
	three-piece leather top					
	select any Harden Standard Leather					

options specific to standard and single-pedestal desks —

**Custom Shaped Solid Cherry Tops**

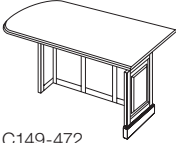
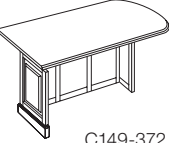
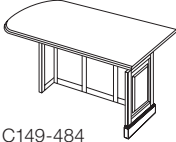
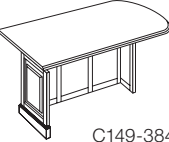
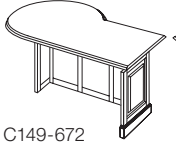



Shaped tops, such as a Radius Front shown, are available on any Harden desk.
Contact Factory for specifications, availability and pricing.

Contact Factory

For additional options, please see CONNECTIVES OPTIONS &
TECHNOLOGIES MANAGEMENT OPTIONS (pages 29- 31)

SPECIFICATIONS

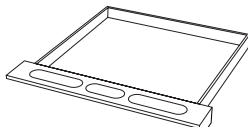
Standard on all 149 Desking Units: Consists of top and raised modesty panel that will match bridge and returns.
See page 48 for custom sizes.

	<i>description</i>	<i>dimensions</i>	<i>W</i>	<i>D</i>	<i>H</i>	<i>list price</i>
DESKING UNITS						
C149-372	72" Left Bullet Top Connection					\$4,320
C149-472	72" Right Bullet Top Connection					\$4,320
 C149-472	solid wood construction	overall	72	36	30 1/2	
		kneespace		18	27 1/4	
 C149-372						
C149-384	84" Left Bullet Top Connection					\$4,930
C149-484	84" Right Bullet Top Connection					\$4,930
 C149-484	solid wood construction	overall	84	36	30 1/2	
		kneespace		18	27 1/4	
 C149-384						
C149-572	72" Left "P" Tops Connection					\$4,470
C149-672	72" Right "P" Tops Connection					\$4,470
 C149-672	solid wood construction	overall	72	42	30 1/2	
		kneespace	42	18	27 1/4	
 C149-572						
C149-584	84" Left "P" Tops Connection					\$5,220
C149-684	84" Right "P" Tops Connection					\$5,220
 C149-684	solid wood construction	overall	84	42	30 1/2	
		kneespace	30	18	27 1/4	
 C149-584						

options specific to desking units —

C58 1/2

Shallow Pencil Drawer

\$435

overall	25 3/4	18 1/2	1 3/4
inside dimensions	22	14	1 5/16
minimum opening	26	18 1/2	2





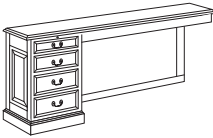
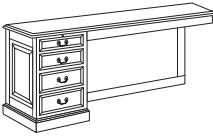

For additional options, please see **CONNECTIVES OPTIONS & TECHNOLOGIES MANAGEMENT OPTIONS** (pages 29–31)

RETURNS

SPECIFICATIONS

Standard with all units on this page:

Return pedestal has cylinder lock above top drawer that locks all drawers and is keyed-alike to desk. Executive Height Return contains: one pull-out writing slide, two box drawers, bottom file drawer which accommodates letter or legal files side-to-side or front-to-back - File Frame System. EDP Return Pedestal contains: one pull-out writing surface, one box drawer, bottom file drawer which accommodates letter or legal files side-to-side or front-to-back - File Frame System.

	<i>description</i>	<i>dimensions</i>	<i>W</i>	<i>D</i>	<i>H</i>	<i>list price</i>
C171-110	Executive Height — 48" x 20" — Left Return					\$3,935
C172-110	Executive Height — 48" x 20" — Right Return					\$3,935
	solid wood construction	overall	48	20	30 1/2	
	file drawer - 1 letter or	pedestal	20 1/2	19	-	
	1 legal side to side	kneespace	26 1/2	-	27	
	1 letter or 1 legal front to back	connection	20			
	(left return shown)					
C171-410	Executive Height — 48" x 24" — Left Return					\$4,195
C172-410	Executive Height — 48" x 24" — Right Return					\$4,195
	solid wood construction	overall	48	24	30 1/2	
	file drawer - 1 letter or	pedestal	20 1/2	22 1/4	-	
	1 legal side to side	kneespace	26 1/2	-	27	
	1 letter or 1 legal front to back	connection	24	-	-	
	(left return shown)					
C171-210	Executive Height — 60" x 20" — Left Return					\$4,295
C172-210	Executive Height — 60" x 20" — Right Return					\$4,295
	solid wood construction	overall	60	20	30 1/2	
	file drawer - 1 letter or	pedestal	20 1/2	18 1/4	-	
	1 legal side to side	kneespace	38 1/2	-	27	
	1 letter or 1 legal front to back	connection	24			
	(left return shown)					
C171-510	Executive Height — 60" x 24" — Left Return					\$4,560
C172-510	Executive Height — 60" x 24" — Right Return					\$4,560
	solid wood construction	overall	60	24	30 1/2	
	file drawer - 1 letter or	pedestal	20 1/2	22 1/4	-	
	1 legal side to side	kneespace	38 1/2	-	27	
	1 letter or 1 legal front to back	connection	24			
	(left return shown)					
C171-310	Overhang Executive Height — 51" x 24" — Left Return					\$4,350
C172-310	Overhang Executive Height — 51" x 24" — Right Return					\$4,350
	solid wood construction	overall	51	24	30 1/2	
	file drawer - 1 letter or	pedestal	20 1/2	19	-	
	1 legal side to side	kneespace	26 1/2	-	27	
	1 letter or 1 legal front to back	connection	20	-	-	
	(left return shown)					



For additional options, please see CONNECTIVES OPTIONS & TECHNOLOGIES MANAGEMENT OPTIONS (pages 29– 31)

SPECIFICATIONS

Standard with all units on this page:

Bridge consists of top, front rail (with or without keypad drawer), and raised panel back that will match desk and credenza panels. The C170- (36" bridge) should be used with corner work units to maintain standard dimensions in desk configurations. Refer to page 33 for corner work station specifications. Optional articulating keypads may be ordered on executive height bridges — see page 29.

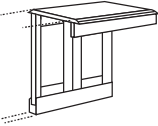
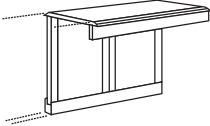
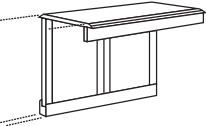
TO SPECIFY

The following information is required for ordering from the CONNECTIVES System:

1. Sketch (plan view)
2. Model number of each item in sequence of drawing
3. Specify Finish
4. Fabric Color Number (if Hi-Rise or gallery units are ordered)
5. Additional Options — see pages 29–30 for additional options.

<i>description</i>	<i>dimensions</i>	<i>W</i>	<i>D</i>	<i>H</i>	<i>list price</i>
--------------------	-------------------	----------	----------	----------	-------------------

EXECUTIVE HEIGHT BRIDGES

C170-110	Executive Height — 36" x 20" — 20" Connection					\$1,540
	connects to desk with 20" connection and credenza -X — minimum 20" opening	overall	36	20	30 1/2	
	use with C132- Corner Units					
C170-210	Executive Height — 36" x 24" — 24" Connection					\$1,630
	same as above, except with 24" connection	overall	36	24	30 1/2	
	connects to desk with 24" connection and credenza -X — minimum 24" opening					
C173-110	Executive Height — 45 1/2" x 20" — 20" Connection					\$1,820
	connects to desk with 20" connection and credenza -X — minimum 20" opening	overall	45 1/2	20	30 1/2	
C173-210	Executive Height — 45 1/2" x 24" — 24" Connection					\$2,045
	same as above, except with 24" connection	overall	45 1/2	24	30 1/2	
	connects to desk with 24" connection and credenza -X — minimum 24" opening					
C174-110	Executive Height — 54" x 20" — 20" Connection					\$2,115
	connects to desk with 20" connection and credenza -X — minimum 20" opening	overall	54	20	30 1/2	
			-			
C174-210	Executive Height — 54" x 24" — 24" Connection					\$2,390
	same as above, except with 24" connection	overall	54	24	30 1/2	
	connects to desk with 24" connection and credenza -X — minimum 24" opening					



For additional options, please see CONNECTIVES OPTIONS & TECHNOLOGIES MANAGEMENT OPTIONS (pages 29–31)

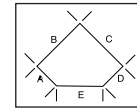
SPECIFICATIONS

Standard with corner workstations on this page: Corner work station consists of top, front rail (with or without keypad drawer), corner shelf in kneewell, side support panels, and raised panel back that will match bridge and credenza panels. Freestanding corner work station has additional finished raised panels on sides.

TO SPECIFY

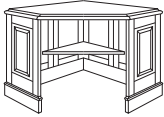
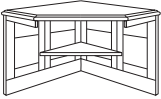
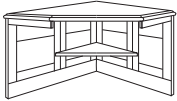
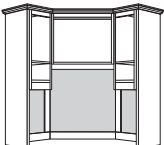
The following information is required for ordering from the CONNECTIVES System:

1. Determine type and size of work surface desired.
2. If unit will be used in conjunction with desk, bridge and credenza configuration refer to page 33 for specifications.
3. It is recommended to use the C170- bridge with the corner work unit to shorten the distance between the desk and the credenza. Refer to page 33 for specification and pricing.
4. Specify appropriate model number according to location of corner work station (left or right) in conjunction with credenza and bridge used. NOTE: 24" deep bridges will require units with 24" connection widths.
5. Submit sketch of configuration.
6. Specify Finish
7. Additional Options — see pages 29– 31 for additional options.



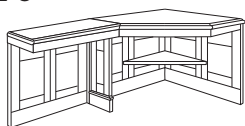
description connection width dimensions height A B C D E list price

CORNER WORK STATIONS

C132-110	Freestanding — Executive Height — 20" x 20"								\$4,045
	cannot connect to other units	none	30 1/2	20	43 1/8	43 1/8	20	31 3/4	
C132-210	Freestanding — Executive Height — 24" x 24"								\$4,305
	same as above, except with 24" sides	none	30 1/2	24	43 1/8	43 1/8	24	26	
C132-310	Corner — Executive Height — 20" x 20"								\$3,350
	connects to 20" each side	left - 20 right - 20	30 1/2	20	43 1/8	43 1/8	20	31 3/4	
C132-410	Corner — Executive Height — 24" x 24"								\$3,555
	same as above, except with 24" sides	left - 24 right - 24	30 1/2	24	43 1/8	43 1/8	24	26	
C132-510	Left Corner — Executive Height — 20" x 24"								\$3,500
	connects to 20" left and 24" right	left - 20 right - 24	30 1/2	20	43 1/8	43 1/8	24	28	
C132-610	Right Corner — Executive Height — 24" x 20"								\$3,500
	same as above, except with reversed connection	left - 24 right - 20	30 1/2	24	43 1/8	43 1/8	20	28	
C127-198	Open Corner Hi-Rise								\$4,155
	open book shelves two horizontal shelf slots tackable wall surface on inside of back panel (specify fabric — 1 1/2 yds.)		46	15	43 1/8	43 1/8	15	23 1/4	

option specific to desking units —

C132-8

**Kneewell-to-Kneewell Support Leg****\$300**

used when joining open kneewell area to kneewell in corner unit
a support leg may become necessary for additional support
according to length of span of kneewells, contact factory



For additional options, please see CONNECTIVES OPTIONS & TECHNOLOGIES MANAGEMENT OPTIONS (pages 29– 31)

**RECEPTIONIST /
WORK STATION
GALLERY SYSTEM**

The Receptionist / Work Station Galleries were designed to create Charging Desks or Work Stations in an "L"- or "U"-shaped unit. They are offered as 12" high units with fabric covered, tackable surface on the inside. The 7" top surface for writing is standard on all galleries. Radius fronts may be ordered as an option. Other modifications of lengths are also possible, see "Custom Lengths" below.

CONNECTION

This system must be used with an "L"- or "U"- Desk Unit, or a Double Bridge Credenza Unit.

TACKABLE SURFACES

Inside back panel is constructed of a fabric covered, tackable surface with a cherry wood base rail at the bottom. Any fabric offered in the Harden Contract Fabric Program is available. For COM fabric there is a handling fee of **\$30 LIST**. Please submit COM fabric sample with order. **All fabrics must be approved by Harden.** Note: large repeats and matching patterns may require extra yardage.

**** Please note: When there is no fabric specified Harden will use Maharam: Messenger 001 Balsa.**


description *dimensions* *W* *D* *H* *list price*

RECEPTIONIST / WORK STATION GALLERY EXAMPLE

C134-100
C172-410
C158-101

66" x 30" Desk
48" x 24" Return
"L"-Shaped Gallery

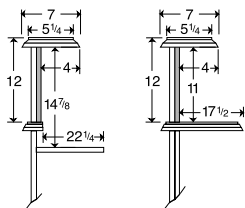
\$14,470



desk	overall	66	30	30 1/2	\$7,365
return	overall	47 1/2	24	29 1/2	\$4,195
gallery	overall	78	64	12	\$2,910

C158-000 CUSTOM GALLERY PRICING & GALLERY CLEARANCES

\$25 per inch



Determine Gallery Length
(Each length when ordering "L" or "U" galleries)
Multiply overall length by **\$23 per inch**

Data Support Bridge

check all work surfaces and equipment inside 22 1/4 14 7/8

Executive Support Bridge

check all work surfaces and equipment inside 17 1/2 11

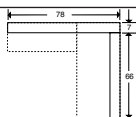
"L"-SHAPED GALLERIES

COM Ydg. *W* *D* *H* *list price*

C158-101

"L"-Shaped Gallery

\$2,910



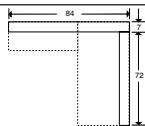
47 1/2" or 48" Return and
C134-100 or
C135-100 Desk

2 1/2 78 66 12

C158-102

"L"-Shaped Gallery

\$3,065



47 1/2" or 48" Return and
C136-100, C137-100,
C138-100

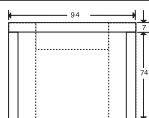
2 1/2 84 72 12

"U"-SHAPED GALLERIES

C158-200

"U"-Shaped Gallery

\$3,895



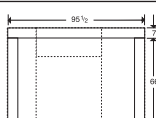
54" Bridge and
two C130-74 Credenza

2 3/4 94 74 12

C158-203

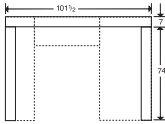
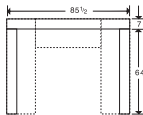
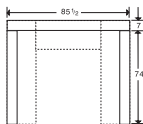
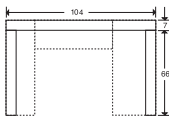
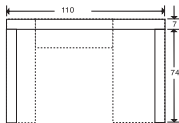
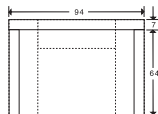
"U"-Shaped Gallery

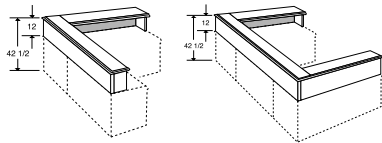
\$3,715



45 1/2" Bridge and
C134-100 or C135-100 Desk and
C130-64 Credenza

3 95 1/2 66 12

	<i>description</i>	<i>COM Yardage to be used with following units</i>	<i>dimensions</i>			<i>list price</i>
			<i>W</i>	<i>D</i>	<i>H</i>	
“U”-SHAPED GALLERIES (continued)						
C158-204	“U”-Shaped Gallery					\$3,955
	45 1/2" Bridge and C136-100, C137-100, C138-100 or C139-100 Desk and C130-74 Credenza	3	101 1/2	74	12	
C158-205	“U”-Shaped Gallery					\$3,700
	45 1/2" Bridge and two C130-64 Credenzas	2 3/4	85 1/2	64	12	
C158-206	“U”-Shaped Gallery					\$3,825
	45 1/2" Bridge and two C130-74 Credenzas	2 3/4	85 1/2	74	12	
C158-207	“U”-Shaped Gallery					\$3,955
	54" Bridge and C134-100 or C135-100 Desk and C130-64 Credenza	3 1/4	104	66	12	
C158-208	“U”-Shaped Gallery					\$4,035
	54" Bridge and C136-100, C137-100, C138-100 or C139-100 Desk and C130-74 Credenza	3 1/4	110	74	12	
C158-209	“U”-Shaped Gallery					\$3,840
	54" Bridge and two C130-64 Credenzas	2 3/4	94	64	12	

TO SPECIFY CUSTOM GALLERIES

Determine type of unit to be used with gallery:

straight gallery

“L”-Desk — select desk and return unit,

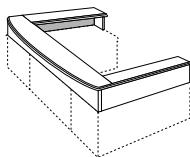
“U”-Desk — select desk, bridge and bridge credenza,

Double Bridge Credenza Units — select two bridge credenzas and appropriate bridge.

Refer to chart on next page for gallery unit that accommodates the selection made.

Specify fabric for tackable surface.

option specific to galleries —

**Custom Shaped Tops**

shaped tops, such as a Radius Charging Front, are available on galleries

contact Factory for pricing and availability

contact Factory**Custom Lengths**

galleries may be ordered in special lengths

contact Factory for pricing and availability

contact Factory

CREDENZAS

Consists of a basic case unit that can be filled with your choice of individual components. Basic cases consist of a solid cherry top with molded edge, molded base and two raised panel ends. Finished back panels and modesty panels are optional - see page 25.

Straight or bridge credenzas (C130-), and corner credenzas (C131-) can be filled with your choice of individual components. Bridge credenzas have a finished back with raised panels to match desk and bridge.

CONNECTION

This system may be used to create a freestanding credenza or work unit. Credenzas may also be connected to Returns, Bridges, Conference Tops and Receptionist / Work Station Galleries with a minimum 20" kneewell space, except where connecting units require additional space. All credenza units are shipped completely assembled as finished cases, except corner credenzas which are separated at the corner connection.

TO SPECIFY STRAIGHT CREDENZAS

Select width of basic case to fit layout requirements. Note number and width of individual components case will hold. Refer to components and select type. List product number starting with basic case (C130-) and continue with individual component numbers from left to right. Make sure to list open kneewell by "-X" that will replace component and may connect to other units.


IMPORTANT

Make certain entrances, elevators, etc., are adequate for large units. Our drivers are not responsible for delivery to anywhere other than a building receiving area. Please make certain that transportation to the point where the furniture is to be used is carefully considered and arranged for by the customer.

description dimensions W D H list price

CREDENZA EXAMPLE

C130-74-20-31-20 Straight Credenza — Freestanding \$6,630

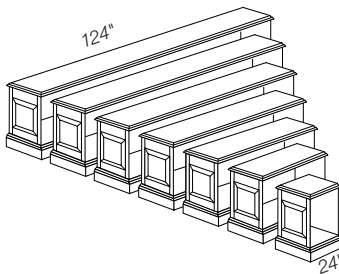


74" basic case	overall	74	20	30 1/2	\$2,210
-20 two box drawers / one file drawer		20	-	-	\$1,445
-31 one box drawer / two doors		30	-	-	\$1,530
-20 two box drawers / one file drawer		20	-	-	\$1,445

<i>basic case number</i>	<i>overall dimensions</i>	<i>number & size of components contained in credenza</i>	<i>list price</i>
	<i>w d h</i>		

C130- STRAIGHT BASIC CASES

solid cherry top with molded edge
molded base and two raised panel ends
width listed includes overhang and
molding on top and base

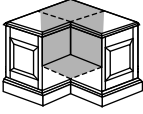
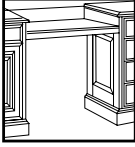



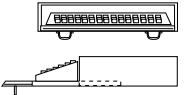
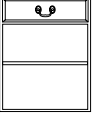
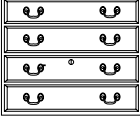



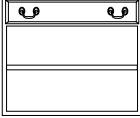




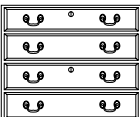


C130-24	24	20	30 1/2	one 20"	\$1,250
C130-34	34	20	30 1/2	one 30"	\$1,420
C130-44	44	20	30 1/2	two 20"	\$1,560
C130-54	54	20	30 1/2	one 20" and one 30"	\$1,770
C130-64	64	20	30 1/2	two 30" / or three 20"	\$2,035
C130-74	74	20	30 1/2	two 20" and one 30"	\$2,210
C130-84	84	20	30 1/2	four 20" / or two 30" and one 20"	\$2,430
C130-94	94	20	30 1/2	three 30" / or one 30" and three 20"	\$2,595
C130-104	104	20	30 1/2	five 20" / or two 30" and two 20"	\$3,030
C130-114	114	20	30 1/2	four 20" and one 30" / or three 30" and one 20"	\$3,245
C130-124	124	20	30 1/2	six 20" / or four 30" / or two 30" and three 20"	\$3,470


Maximum Length in One Piece Top



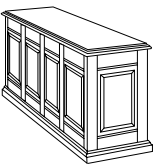
For additional options, please see **CONNECTIVES OPTIONS & TECHNOLOGIES MANAGEMENT OPTIONS** (pages 29– 31)

model	description	list price	model	description	list price
-17	 20" Corner Connection specify on both corner credenza units at point of connection USE ONLY WHEN SPECIFYING CORNER UNITS (C131-)	NC	-18	 EDP Height Unit offers typing height unit in conjunction with standard height includes raised panels in kneewell 30W 20D 26 1/2H	\$765
-20	 2 Box Drawers/1 File Drawer cylinder lock on file drawer top drawer - 16 1/4W 16 3/4D 3 1/4H center drawer - 16 1/4W 16 3/4D 5H file drawer - 16 1/4W 16 3/4D 11 3/4H	\$1,445	-28	 Drawer Bridge Unit drawer with felt liner and pencil tray bridge adjoining unit in kneehole includes raised panels in kneewell drawer interior - 24 3/4W 16D 3H	\$1,145
-21	 1 Box Drawer / 1 Door standard with door hinged on right, special order — door hinged on left / adjustable shelf drawer - 16 1/4W 16 3/4D 3 1/4H compartment - 18 1/2W 18 1/4D 19 1/4H	\$1,145	-29	 Keypad Drawer Bridge Unit drawer face drops to reveal pull-out keypad includes raised panels in kneewell drawer - 24 1/2W 16 1/4D 3 1/2H	\$1,410
-22	 1 Box Drawer / Open Case adjustable shelf in open case drawer - 16 1/4W 16 3/4D 3H opening - 18 1/2W 18 1/4D 19 1/4H	\$860	-30	 2 Box Drawers / 1 File Drawer cylinder lock on file drawer top drawer - 26 1/4W 16 3/4D 3 1/4H center drawer - 26 1/4W 17 1/4D 5H file drawer - 26 1/4W 17 1/4D 11 3/4H	\$1,705
-23	 1 Door standard with door hinged on right, special order — door hinged left / holds C84 options, interior - 18 1/2W 18 1/4D 24H shelf compartment - 11 3/4H	\$1,000	-31	 1 Box Drawer / 2 Doors adjustable shelf behind doors drawer - 26 1/4W 16 3/4D 3 1/4H compartment - 28 1/2W 18 1/4D 19 1/4H	\$1,530
-25	 Open Case adjustable shelf interior - 18 1/2W 18 1/4D 24H shelf compartment - 11 3/4H	\$700	-32	 1 Box Drawer / Open Case adjustable shelf drawer - 26 1/4W 16 3/4D 3 1/4H opening - 28 1/2W 18 1/4D 19 1/4H	\$1,025
-26	 2 File Drawers cylinder lock on each drawer top drawer - 16 1/4W 16 3/4D 9 3/4H bottom drawer - 16 1/4W 16 3/4D 11 3/4H	\$1,485	-33	 2 Doors adjustable shelf behind doors compartment - 28 1/2W 18 1/4D 24H shelf compartment - 11 3/4H	\$1,360
-X	 Open Kneewell designated open area, any length includes finished raised panels on sides of kneewell / holds C59 & C60 options specify "-X" in appropriate location specify a minimum 30" open kneewell at credenza and desk connecting end. Modesty panel or finished back panel may be specified for bridge credenza, see below.	\$595	-35	 Open Case adjustable shelf compartment - 28 1/2W 18 1/4D 24H shelf compartment - 11 3/4H	\$845
-36	 2 File Drawers cylinder lock on each drawer 2 letter or 1 legal front to back 1 letter or 1 legal side to side top drawer - 26 1/2W 16 3/4D 9 3/4H bottom drawer - 26 1/2W 16 3/4D 11 3/4H	\$1,840	-36		

FINISHED MODESTY PANELS

C68		Finished Modesty Panels order for open kneewell, drawer bridge or keypad unit determine kneewell total width	\$26 per inch x width
-----	---	---	--------------------------------------

FINISHED FULL BACK PANELS

C67		Finished Full Back Panels order for any credenza determine credenza length (each length when ordering corner)	\$26 per inch x width
-----	--	---	--------------------------------------



For additional options, please see *CONNECTIVES OPTIONS & TECHNOLOGIES MANAGEMENT OPTIONS* (pages 29–31)

	<i>description</i>	<i>dimensions</i>	<i>W</i>	<i>D</i>	<i>H</i>	<i>list price</i>
<i>options specific to credenza systems —</i>						
C84	Fire Safe designed to fit (freestanding) within -21 or 23 Credenza Component rated one hour - UL® Fire Endurance Test up to 1700° F, outside unit / 350° F inside combination lock	exterior interior	13 1/8 9	15 3/4 12	17 3/8 13 1/2	\$705
C91	Pull-out Shelf heavy duty pull out shelf mounted on floor of cabinet for use in 20" door components extends out 16" thru-wire access hole standard		15	17 1/2	3	\$320
C92	Pull-out Shelf heavy duty pull out shelf mounted on floor of cabinet for use in 30" door components extends out 16" thru-wire access hole standard		27 1/2	17 1/2	3	\$395

“P” TOPS & BULLET TOPS

The modular Work Surface / Conference Tops offer run-off work surfaces from credenza unit. Four standard, rectangular, and “P” Tops shapes or custom size and shaped tops may be specified. See option below.

CONNECTION

This system must be used with a credenza with appropriate knee space (30" minimum) that corresponds with the depth dimension of the top selected.

TO SPECIFY**“P” TOPS & BULLET TOPS**

Determine size of work surface desired, if not standard, use custom size option page 28. Top unit pricing includes solid wood top surface and reverse molded connection. Select base style appropriate for top. Note: Custom “P” Tops may only be specified with C149-154 Pillar, C149-608 Square Pillar, C149-609 Round Pillar, or 149-069 Panel Base.

*description**dimensions**W**D**H**list price***“P” TOPS & BULLET TOPS****SPECIFICATIONS**

Standard with all RUN OFF TABLES: Solid cherry, three-column base on round, beveled platform; traditional edge on all tabletops. *Available Options — please see pages 99– 101 for detailed descriptions.*

C149-066**66" Standard Bullet Tops****\$1,990**

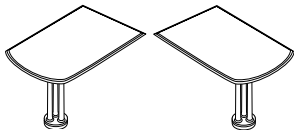
solid wood construction

overall

66

30

30 1/2

**C149-072****72" Standard Bullet Tops****\$2,395**

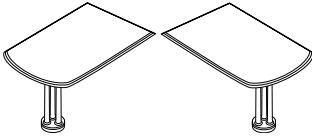
solid wood construction

overall

72

36

30 1/2

**C149-166****66" “P” Tops — Left Return****\$2,305****C149-266****66" “P” Tops — Right Return****\$2,305**

solid wood construction

overall

66

36

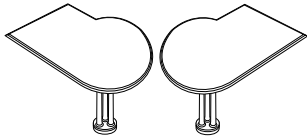
30 1/2

connecting depth

-

26

-



149-166

149-266

C149-172**72" “P” Tops — Left Return****\$2,575****C149-272****72" “P” Tops — Right Return****\$2,575**

solid wood construction

overall

72

36

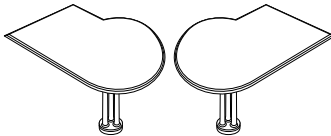
30 1/2

connecting depth

-

26

-



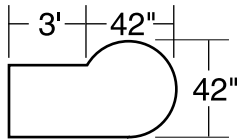
149-172

149-272

CUSTOM RUN-OFF “P” TOPS & BULLET TOPS

For additional options, please see *CONNECTIVES OPTIONS & TECHNOLOGIES MANAGEMENT OPTIONS* (pages 99– 101)

C149-000

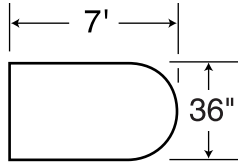
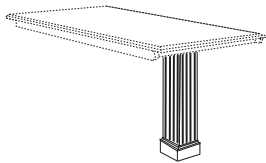
**Custom “P” Tops**

custom sizes, rounded corners, radius shapes and combination shapes such as “P” Tops
to specify combination shapes - find overall square footage
minimum square footage charge is 9 square feet
some restrictions apply, contact Factory

\$160 per square foot

* Please note that the diameter on a “P” top cannot exceed 42”. Contact the factory for specifications.

C149-500

**Custom Bullet Tops****\$160 per square foot****BASE SELECTIONS***description**dimensions**W**D**H***Base Only****C149-154****Pillar Base****\$700**

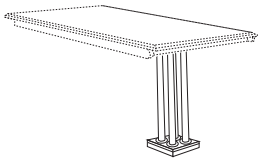
solid cherry
fluted column

overall

8

8

30 1/2
with top

C149-608**Square Pillar Column Base****\$700**

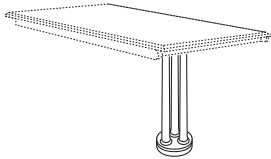
solid cherry
four columns

overall

8

8

30 1/2
with top

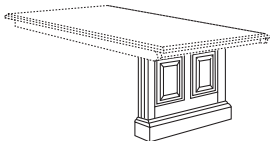
C149-609**Round Pillar Column Base****\$700**

solid cherry

overall

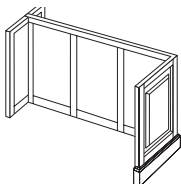
9 diameter

30 1/2
with top

C149-069**Panel Base for Run-Off****\$995**

solid cherry

for use on a 30 1/2 with top
modesty panel

C149-070**Panel Base for Desking Units****\$2,695**

solid cherry
levelers

for use on a 30-1/2 " high top



For additional options, please see *CONNECTIVES OPTIONS & TECHNOLOGIES MANAGEMENT OPTIONS* (pages 99– 101)

HI RISE STORAGE

20" or 30" components are offered in flipper, standard or full height units which can be used in various combinations. Hi Rise basic cases are compatible with the modular credenzas. Hi Rise units can also be ordered shorter than the credenza for specific locations or functions. Flipper or standard height hi rises may be ordered as wall hung units. Corner units, which create corner hi rises, are offered in all heights and may also be ordered as wall hung units.

CONNECTION

This system must be used with freestanding credenza or connecting credenza units. Hi Rise and credenza units may also be connected to wardrobe units. Hi Rise units may also be specified with **C77** Wall Hung option. All units are shipped completely assembled as finished cases. Hardware for securing hi rise unit to credenza unit will be shipped with order.

TACKABLE SURFACES

Inside back panel, beneath flipper or standard height component, is constructed of a fabric covered, tackable surface with a cherry wood base rail at bottom of fabric panel. For COM fabric there is a handling fee of **\$30 LIST**. Please submit COM fabric sample with order. **All fabrics must be approved by Harden — large repeats and matching patterns may require extra yardage.**

Yardage requirements per each unit:

Units C40 - C461/4 yd

Units C47 - C501/2 yd

Units C60 - C703/4 yd

**** Please note:** When there is no fabric specified Harden will use Maharam: Messenger 001 Balsa.

TASK LIGHTING

Task lighting is offered on all components and features a fluorescent light mounted under individual component in work space opening. When more than one lighted component is ordered the units will have individual on/off switches.

TO SPECIFY STRAIGHT HI RISES

Select width of basic case to fit layout requirements. Be sure that overall width of hi rise is compatible with credenza being used. Note number and width of individual components case will hold. Refer to components and select type. List product number starting with basic case (C127-) and continue with individual component numbers from left to right.

TO SPECIFY CORNER HI RISES

Select width of basic cases to fit corner layout requirements. Be sure that overall width of hi rises are compatible with credenzas being used. Note number and width of individual components case will hold. Refer to components and select type. List product number starting with basic case (C127-) and continue with individual component numbers from left to right. Specify each corner hi rise separately. Indicate corner unit desired for connection.

<i>description</i>	<i>dimensions</i>	<i>W</i>	<i>D</i>	<i>H</i>	<i>list price</i>
--------------------	-------------------	----------	----------	----------	-------------------

CREDENZA / HI RISE EXAMPLE

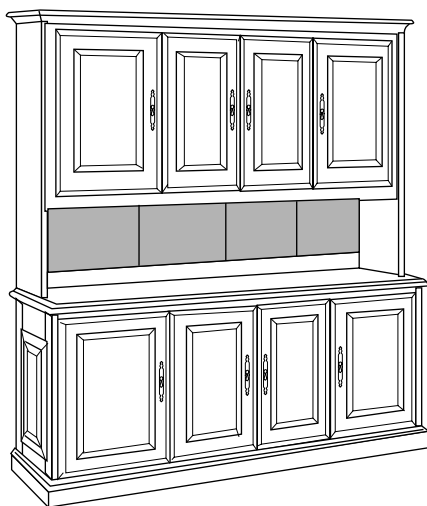
C127-74-43-63-43

74" Hi Rise

C130-74-23-33-23

74" Credenza


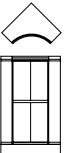
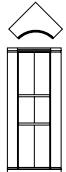
\$12,125




hi rise — 74" basic case	overall	74	15 1/4	46	\$1,600
-43 one wood door / task light / hinge left		20	-	-	\$1,455
-63 two wood doors / task light		30	-	-	\$2,045
-43 one wood door / task light / hinge right		20	-	-	\$1,455
credenza — 74" basic case	overall	74	20	30 1/2	\$2,210
-23 one wood door / hinge left		20	-	-	\$1,000
-33 two wood doors / task light		30	-	-	\$1,360
-23 one wood door / hinge right		20	-	-	\$1,000


basic case number	Hi-Rise overall dimensions			number & size of components contained in Hi-Rise basic cases	Hi-Rise basic case width	credenza surface width	inset each side	list price
	W	D	H					
C127- STRAIGHT BASIC CASES								
C127-24	24 1/2	15 1/4	46	one 20"	21 1/2	21 3/4	1/8	\$1,030
C127-34	34 1/2	15 1/4	46	one 30"	31 1/2	31 3/4	1/8	\$1,125
C127-44	44 1/2	15 1/4	46	two 20"	41	41 3/4	1/8	\$1,250
C127-54	54 1/2	15 1/4	46	one 20" and one 30"	51 1/2	51 3/4	1/8	\$1,360
C127-64	64 1/2	15 1/4	46	two 30" / or three 20"	61 1/2	61 3/4	1/8	\$1,470
C127-74	73 1/2	15 1/4	46	two 20" and one 30"	71 1/2	71 3/4	1/8	\$1,600
C127-84	84 1/2	15 1/4	46	four 20" / or two 30" and one 20"	81 1/2	81 3/4	1/8	\$1,705
C127-94	94 1/2	15 1/4	46	three 30" / or one 30" and three 20"	91 1/2	91 3/4	1/8	\$1,815
C127-104	104 1/2	15 1/4	46	five 20" / or two 30" and two 20"	101 1/2	101 3/4	1/8	\$1,975
C127-114	114 1/2	15 1/4	46	four 20" and one 30" / or three 30" and one 20"	111 1/2	111 3/4	1/8	\$2,145
C127-124	124 1/2	15 1/4	46	six 20" / or four 30" / or two 30" and three 20"	121 1/2	131 3/4	1/8	\$2,245

Note: All Hi-Rise units with tackboards will be shipped with one exit grommet in the lower right side.

	description	dimensions	W	D	H	list price
CORNER UNITS						
C127-095	Corner Unit — Wall Hung only					\$1,130
	used to create corner between flipper height wall hung units one permanent shelf	overall interior opening shelf opening	14 6 1/4 -	14 - -	22 - 15 3/4	
C127-096	Corner Unit — Wall Hung only					\$1,165
	used to create corner between standard height wall hung units two permanent shelves	overall interior opening top shelf opening bottom shelf opening	14 6 1/4 - -	14 - - -	31 - 15 3/4 15 3/4	
C127-097	Corner Unit					\$1,230
	used to create corner between full door height units or any non-wall hung units three permanent shelves	overall interior opening top shelf opening center shelf opening bottom shelf opening	14 6 1/4 - - -	14 - - - -	46 - 15 3/4 8 1/4 15 3/4	



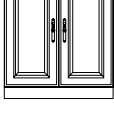



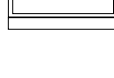

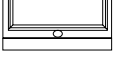



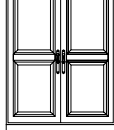
20" WIDE INDIVIDUAL COMPONENTS**-36 Light Bridge \$1,385**

when ordered open to wall includes set of end panels or can be ordered with tackboard back.
20"W x 13 3/4"D x 7"H
- One recessed light w/dimmer switch
- 36 3/4" from bottom of light bridge to work surface

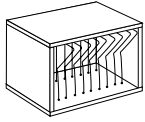
30" WIDE INDIVIDUAL COMPONENTS**-38 Light Bridge \$1,555**

when ordered open to wall includes set of end panels or can be ordered with tackboard back.
30"W x 13 3/4"D x 7"H
- One recessed light w/dimmer switch
- 36 3/4" from bottom of light bridge to work surface

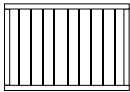
model	description	list price
20" WIDE INDIVIDUAL COMPONENTS		
-40	 Standard Bookshelf open case with one adjustable wood shelf interior - 18 1/2W 12D 24 3/4H open work space below component - 15"	\$890
-41	 Standard Bookshelf w/Task Light same as above with light mounted beneath	\$1,210
-42	 Standard Wood Door single door with one adjustable wood shelf standard with door hinged on right, special order — door hinged on left. interior - 18 1/2W 12D 24 3/4H open work space below component - 15"	\$1,280
-43	 Standard Wood Door w/Task Light same as above with light mounted beneath	\$1,455
-45	 Standard Glass Door single, beveled glass door with one adj. wood shelf standard with door hinged on right, special order — door hinged on left. interior - 18 1/2W 12D 24 3/4H open work space below component - 15"	\$1,175
-46	 Standard Glass Door w/Task Light same as above with light mounted beneath	\$1,340
-47	 Bookshelf — Flipper Door Height open case / interior - 18 1/2W 12D 14 1/2H open work space below component - 24"	\$815
-48	 Bookshelf w/Task Light same as above with light mounted beneath	\$1,040
-49	 Flipper Wood Door Accuride® mechanism interior - 18 1/2W 12D 14 1/2H open work space below component - 24"	\$1,210
-50	 Flipper Wood Door w/Task Light same as above with light mounted beneath	\$1,440
-80	 Full Bookshelf two adjustable wood shelves 13 1/4" between shelves maximum adjustment of each shelf - 2" up or down interior - 18 1/2W 12D 41 1/4H optional - C23 20" glass shelves	\$1,180 \$40 ea.
-81	 Full Glass Door two adjustable wood shelves 13 1/4" between shelves maximum adjustment of each shelf - 2" up or down standard with door hinged on right special order — door hinged on left interior - 18 1/2W 12D 41 1/4H optional - C23 20" glass shelves	\$1,640 \$43 ea.
-82	 Full Wood Door two adjustable wood shelves 13 1/4" between shelves maximum adjustment of each shelf - 2" up or down standard with door hinged on right special order — door hinged on left interior - 18 1/2W 12D 41 1/4H	\$1,860

model	description	list price
30" WIDE INDIVIDUAL COMPONENTS		
-60	 Standard Bookshelf open case with one adjustable wood shelf interior - 28 1/2W 12D 24 3/4H open work space below component - 15"	\$1,105
-61	 Standard Bookshelf w/Task Light same as above with light mounted beneath	\$1,415
-62	 Standard Wood Door double door with one adjustable wood shelf interior - 28 1/2W 12D 24 3/4H open work space below component - 15"	\$1,750
-63	 Standard Wood Door w/Task Light same as above with light mounted beneath	\$2,045
-65	 Standard Glass Door double, beveled glass door with one adj. wood shelf interior - 28 1/2W 12D 24 3/4H interior - 28 1/2W 12D 24 3/4H open work space below component - 15"	\$1,630
-66	 Standard Glass Door w/Task Light same as above with light mounted beneath	\$1,935
-67	 Bookshelf — Flipper Door Height open case / interior - 28 1/2W 12D 14 1/2H open work space below component - 24"	\$1,005
-68	 Bookshelf w/Task Light same as above with light mounted beneath	\$1,210
-69	 Flipper Wood Door Accuride® mechanism interior - 28 1/2W 12D 14 1/2H open work space below component - 24"	\$1,495
-70	 Flipper Wood Door w/Task Light same as above with light mounted beneath	\$1,795
-90	 Full Bookshelf two adjustable wood shelves 13 1/4" between shelves maximum adjustment of each shelf - 2" up or down interior - 28 1/2W 12D 41 1/4H optional - C24 30" glass shelves	\$1,375 \$60 ea.
-91	 Full Glass Door two adjustable wood shelves 13 1/4" between shelves maximum adjustment of each shelf - 2" up or down interior - 28 1/2W 12D 41 1/4H optional - C24 30" glass shelves	\$2,205 \$63 ea.
-92	 Full Wood Door two adjustable wood shelves 13 1/4" between shelves maximum adjustment of each shelf - 2" up or down interior - 28 1/2W 12D 41 1/4H	\$2,405

	<i>description</i>	<i>dimensions</i>	<i>W</i>	<i>D</i>	<i>H</i>	<i>list price</i>
<i>options specific to credenza systems —</i>						


C47 & C48**Pile Management System**

designed to insert and stack into modular Hi-Rise components
 flipper height unit — one unit only
 standard height unit — up to two stacked units
 full height unit — up to three stacked units
 may be used behind doors or in open bookshelf unit
 consists of two size options — 20" option (C47-) and 30" option (C48-)
 outside box constructed of cherry wood — finished to match unit installed
 dividers are 5/16" wire rods with black powder coat finish
 trays are hard maple and are standard with a matte black finish
 holds letter size files vertical and legal size files horizontal

C47-100**20" Vertical File Manager**

ten vertical slots
 holds letter size files

outside	17 3/4	11 3/8	12
inside	16	11 1/8	10 5/8

\$410**C47-200****20" Horizontal File Manager**

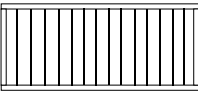
three horizontal slots
 holds legal size files

outside	17 3/4	11 3/8	12
inside	16	11 1/8	10 5/8

\$490**C47-300****20" Tray Storage Manager**

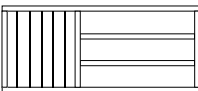
three black trays
 holds legal size files

outside	17 3/4	11 3/8	12
inside	16	11 1/8	10 5/8

\$670**C48-100****30" Vertical File Manager**

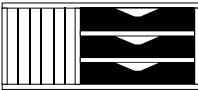
fifteen vertical slots
 fourteen wire dividers
 holds letter size files

outside	27 1/2	11 3/8	12
inside	26 1/4	11 1/8	10 5/8

\$560**C48-200****30" Vertical/Horizontal File Manager**

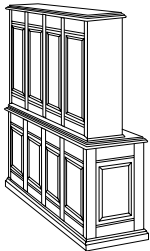
six vertical slots
 three horizontal slots
 holds letter size files vertical
 holds legal size files horizontal

outside	27 1/2	11 3/8	12
inside	26 1/4	11 1/8	10 5/8


\$6660**C48-300****30" Tray/Vertical File Manager**

six vertical slots
 three black trays
 holds letter size files vertical
 holds legal size files horizontal in trays

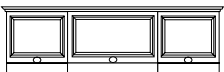
outside	27 1/2	11 3/8	12
inside	26 1/4	11 1/8	10 5/8





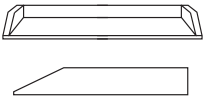
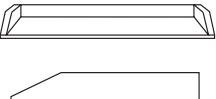
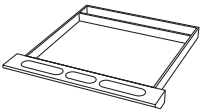
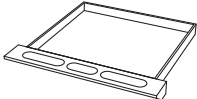
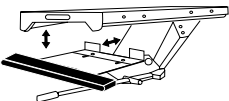
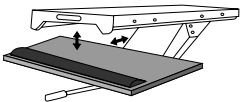
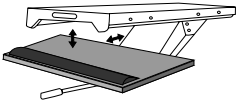
\$835**C69****Finished Back Panels**

a finished back panel may be ordered with any Hi-Rise unit
 TO SPECIFY — determine full basic case width of Hi-Rise and multiply width by \$29
 when ordering a corner unit — add 40" (accommodating corner dimensions)
 to sum of both Hi-Rise lengths, then multiply by **\$38**

\$40
per inch x width**C77****Wall Hung Units**

flipper or standard height units may be ordered to be wall hung
 wall hung corner Hi-Rise units may also be created with C127-095 or C127-096
 hardware for securing Hi-Rise units to wall will be shipped with order
 TO SPECIFY — determine type of Hi-Rise unit, specify option C77 and add **\$155** per Hi-Rise length
 when ordering corner Hi-Rise — add additional charge for each straight Hi-Rise length only

\$160
per Hi-Rise length

	description	dimensions	W	D	H	list price
OPTIONS — <i>The following options are available on most items.</i>						
C45	 Optional Cylinder Lock additional locks may be ordered on most components, cylinder locks may be keyed-alike upon request at no additional charge					\$110
C50	 Black Hardware solid brass castings with matte black powder coat specified for lighter finishes					No Charge
C65	 Rectangular Brass Grommet* solid brass with cap cap opening	overall	3 5/16W 1 1/2W	2D 3/4D		\$110
C65-005	 Black Grommet* rectangular, black anodized metal with cap cap opening should be specified with C50 Black Hardware Option	overall	3 5/16W 1 1/2W	2D 3/4D		\$110
C55	 25" Keypad	overall keypad inside dim. grommet included	25W 22 3/4W	18 3/4D 16 1/2	3H 2 1/2H	\$445
C57	 27" Keypad	overall keypad inside dim. grommet included	27W 24 3/4W	18 3/4D 16 1/2D	3H 2 1/2H	\$470
C58	 Pencil Drawer	overall front compartment back compartment minimum opening	25 3/4W 22W 22W 26W	25D 18D 3D 26D	1 3/4H 1 5/16H 1 5/16H 2H	\$450
C58 1/2	 Shallow Pencil Drawer	overall inside dimensions minimum opening	25 3/4W 22W 26W	18 1/2D 14D 18 1/2D	1 3/4H 1 5/16H 2H	\$435
C59	 Articulated Keyboard optional full articulated keyboard arm with adjustable metal keyboard clamp includes black foam wrist rest, 15° adjustable tilt feature 10° forward and 5° backslope with 360° arm rotation, easy tray tilt feature with pull latch under tray, 6" height adjustment for low profile with spring assisted keyboard arm, additional knee clearance provided by backslope tray storage, smooth storage utilizing precision ball bearing slides, meets BIFMA standards, includes a surface grommet	keyboard clamp wrist rest kneespace	- 6 1/8 to 9 1/32D - 19 1/2W 25"	2D 3/4H		\$560
C60	 Articulated Keyboard / Mouse Platform same articulating mechanism as above except with wood platform, allows for right or left hand mouse area, accommodates enhanced keyboard, full length, padded leather wrist rest available in any Harden leather (specify leather when ordering), includes a surface grommet	platform wrist rest keyboard / mouse kneespace	26W 25W 26W 30"	12 1/2D 2 1/4D 10 1/4D minimum space required	1 1/2H 3/4H -	\$770
C60 1/2	 Articulated Keyboard same articulating mechanism as above except with wood platform, full length, padded leather wrist rest available in any Harden leather (specify leather when ordering), includes a surface grommet	platform wrist rest keyboard kneespace	21W 20W 21W 24"	12 1/2D 2 1/4D 10 1/4D minimum space required	1 1/2H 3/4H -	\$750

description

dimensions

W

D

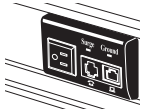
H

list price

OPTIONS — The following options are available on most items.**C73****Wire Management / Electrification****\$260**

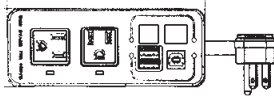
one electrical unit containing eight 110 volt outlets, two coaxial "F" connectors, two RJ45 jacks for data communications, two RJ11 jacks for fax and telephone. The flexible feed cord for plug-in connection will exit through a grommet hole and will be approximately 10' long.

**** Please Note: a sketch must be provided showing the location of the exit hole for the flexible feed cord.**

C93**Data Port****\$120**

one electrical unit containing one 110 volt outlet, one RJ45 data communications jack and one RJ11 fax/telephone jack. The flexible feed cord for plug-in connection will exit through a grommet hole and will be approximately 10' long.

**** Please Note: a sketch must be provided showing the location of the exit hole for the flexible feed cord.**

C97**Deluxe Data Port****\$155**

dark charcoal, textured, non glare finish and features 2 electrical receptacles, one RJ11 telephone jack, one RJ45 data jack and two USB ports on the face. The C97 offers one power receptacle and matching data, phone, USB ports on the back of the unit and a 10' 16-3 power cord with a 45 degree right angle plug.

C94-200**Black Interport Unit****\$380**

pull-up unit for easy access

consists of voice/data and two receptacles

opens

7

5

2

-

-

4

C94-100**Brushed Aluminum Data Power Port****\$475**

standard with one electrical unit

overall

8

5

3 1/2

containing two 110v outlets, two RJ45 data and a 10' power cord.

C94-150**Black Data Power Port****\$495**

standard with one electrical unit


overall

8

5

3 1/2

containing two 110v outlets, two RJ45 data and a 10' power cord.

C94-300**Brushed Aluminum Table Trough Power / Data****\$1,857**

brushed aluminum

15


9

6 3/4

standard with six power receptacles and

two plate cutouts (telecom plates not included), 108" cord with molded plug

Fully flexible, this unit can be customized with up to 8 power receptacles or 6 fully configurable telecom plates, depending on individual requirements.

C94-350**Black Table Trough Power / Data****\$1,857**

black

15

9

6 3/4

standard with six power receptacles and

two plate cutouts (telecom plates not included), 108" cord with molded plug

Fully flexible, this unit can be customized with up to 8 power receptacles or 6 fully configurable telecom plates, depending on individual requirements.

C94-400**Brushed Aluminum Table Trough Power / Data****\$2,322**

same as C94-300, but allows daisy-chaining of multiple units

C94-450**Black Table Trough Power / Data****\$2,322**

same as C94-350, but allows daisy-chaining of multiple units

C95**smartCOMM™****\$2,220****Power and Communications Unit**

Available for use with the 146-400 and 146-900 series

conference tables bases

Supplies power to worksurface

overall

22 x 22 square

Push-down storage and access latch

opening

20 1/2W

-

3 5/8H

Continuous grain solid top

Leather top option

Each side contains two 110V power outlets, one voice and one data communications line

One electrical reset button per dock

Must be used with either 22" square, hexagonal or octagonal Serotina or Connectives base.

Price Includes Installation in Base Unit, with hinged door for easy access.

Leather Top

Storage Chamber



*GROMMETS

All grommets are flush mounted. Additional grommets may be ordered for desks, returns, bridges, credenzas, and back rails on Hi-Rises. Refer to chart below for clearances on desks. When two or more grommets are ordered — a wire management tray 1 1/2" deep X 1" wide constructed of brown polyurethane will be installed. Specify location on all sketches.

C65



Rectangular Brass Grommet*

solid brass with cap
cap opening

overall

3 5/16W
1 1/2W

2D
3/4D

\$110

C65-005



Black Grommet*

rectangular, black anodized metal with cap
cap opening

overall

3 5/16W
1 1/2W

2D
3/4D

\$110

should be specified with **C50 Black Hardware Option**

GROMMETS CLEARANCES

Desk Type

Desk Model Number

A

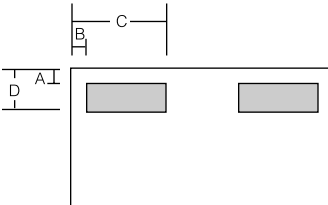
B

Dimensions

C

D

E



DOUBLE PEDESTAL DESK

Standard Tops

C140, C140 1/2, C142, C142 1/2

3 1/2"

2"

17 1/2"

9"

33"

Overhang Tops

C141, C141 1/2, C144, C144 1/2

6"

6"

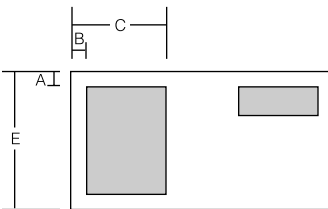
21 1/2"

13"

36"

Custom Shaped Tops

contact Factory



SINGLE PEDESTAL DESK

Standard Tops

C134-100, C135-100

2"

2"

15"

59"

28 1/2"

C136-100, C137-100, C138-100, C139-100

3 1/2"

2"

17 1/2"

9"

33"

Overhang Tops

C134-200, C135-200

7 1/2"

4 1/4"

17 7/8"

11"

34 1/2"

C136-200, C137-200

6"

6"

21 1/2"

13"

36"

Custom Shaped Tops

contact Factory

Indicates Grommet
Area Available

WARDROBE UNITS

This system is designed to be used as freestanding units, or in conjunction with a hi rise and credenza unit. All units include wardrobe unit on left with brass hanging bar to accommodate full length garments and hat shelf above. Right compartment has four adjustable shelves. All freestanding wardrobes require the use of anti-tip hardware included with the unit.


CONNECTION

May be connected as a right or left end unit, or as center unit between hi rises and credenzas. When using an adjoining credenza and/or hi rise system, some structural modifications will be made in order to connect units. Prices on wardrobe connecting units (-200, -300, -400) include filler panels and modification necessary for wardrobe connection only. Credenza and/or hi-rise may have additional flushing charges, contact factory.

TO SPECIFY

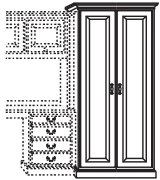
Determine placement of unit and specify appropriate model for connection to configuration.

description *dimensions* *W* *D* *H* *list price*

FREESTANDING & CONNECTING UNITS**C124-100****Freestanding Unit****\$5,740**

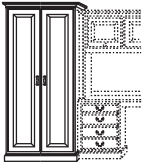
full molding around base
may not be flushed against any unit

	overall	W	D	H
	32 1/2	25 1/2	79	
	inside	13 5/8	23	71 1/8

C124-200**Right Unit****\$5,990**

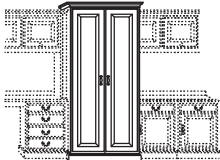
credenza/hi-rise attaches
to left side of wardrobe unit

	overall	W	D	H
	32 1/2	25 1/2	79	
	inside	13 5/8	23	71 1/8

C124-300**Left Unit****\$5,990**

credenza/hi-rise attaches
to right side of wardrobe unit

	overall	W	D	H
	32 1/2	25 1/2	79	
	inside	13 5/8	23	71 1/8

C124-400**Center Unit****\$6,090**

credenza/hi-rise attaches
to both side of wardrobe unit

	overall	W	D	H
	32 1/2	25 1/2	79	
	inside	13 5/8	23	71 1/8

options specific to wardrobes —

C124-5**Architectural Pediment****\$350**

can be added as a design accent to top of wardrobe

	W	D	H
	32	2 1/2	10



LATERAL FILE SYSTEM

All units include anti-tilt mechanism. For safety reasons, it allows only one drawer at a time per unit to be opened. Always begin filling from the bottom drawer up. It also provides a positive lock, anti-rebound feature for heavily weighted drawers. All units are standard with four lateral file drawers and cylinder lock that locks all drawers. Also included in each drawer is the File Frame System that allows for front-to-back, legal or letter size filing. End panels are solid wood.

CONNECTION

This system cannot be used in conjunction with other modular systems, except where it is butted with similar units.

TO SPECIFY

Determine number of unit(s) needed and specify appropriate model for connection.

<i>description</i>	<i>dimensions</i>	<i>W</i>	<i>D</i>	<i>H</i>	<i>list price</i>
--------------------	-------------------	----------	----------	----------	-------------------

FREESTANDING & CONNECTING UNITS

C123-100	Freestanding Unit				\$4,340
-----------------	--------------------------	--	--	--	----------------



four lateral files
cylinder lock that locks all drawers
file frame system
solid wood end panels

overall	37 1/2	20	57
interior drawer	32 1/2	16	11 1/16

C123-200	Right Unit				\$4,210
-----------------	-------------------	--	--	--	----------------



four lateral files
cylinder lock that locks all drawers
file frame system
additional unit attaches to left side
one solid wood end panel

overall	36 3/4	20	57
---------	--------	----	----

C123-300	Left Unit				\$4,210
-----------------	------------------	--	--	--	----------------



four lateral files
cylinder lock that locks all drawers
file frame system
additional unit attaches to right side
one solid wood end panel

overall	36 3/4	20	57
---------	--------	----	----

C123-400	Center Unit				\$4,190
-----------------	--------------------	--	--	--	----------------



four lateral files
cylinder lock that locks all drawers
file frame system
additional units attach to both sides

overall	36	20	57
---------	----	----	----

BOOKCASE SYSTEM

This system offers two heights of bookcases: Standard - 33 3/4" and Full - 50 3/4" high. Both units are available with any combination of open bookshelf, wood door, or glass door component. Basic cases consist of solid cherry top with molded edge, molded base and two solid wood ends. 20" or 30" components are offered in standard or full height units which can be used in various combinations. All bookcase units are shipped completely assembled.

CONNECTION

This system cannot be used in conjunction with other modular systems, freestanding only.

TO SPECIFY

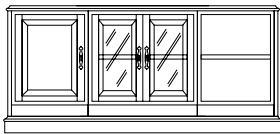
Determine height of bookcase desired. Select basic case unit that corresponds to appropriate height and length needed. Note number of individual components case holds and refer to component chart. Select components desired that will fit into basic case length. List numbers starting with style number of basic case unit, then list individual components starting from left to right (facing unit).

basic case number	overall dimensions			number & size of components contained in credenza	list price
	W	D	H		

C109- 33 3/4" HIGH BASIC CASES

solid cherry top with molded edge molded base and two panel ends width listed includes overhang and molding on top and base

use with following components:
-40, -42, -45, -60, -62, -65.



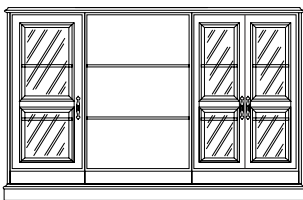
C109-74-42-65-40 Bookcase

C109-24	24	14 1/2	33 3/4	one 20"	\$1,230
C109-34	34	14 1/2	33 3/4	one 30"	\$1,395
C109-44	44	14 1/2	33 3/4	two 20"	\$1,530
C109-54	54	14 1/2	33 3/4	one 20" and one 30"	\$1,695
C109-64	64	14 1/2	33 3/4	two 30" / or three 20"	\$1,875
C109-74	74	14 1/2	33 3/4	two 20" and one 30"	\$2,045
C109-84	84	14 1/2	33 3/4	four 20" / or two 30" and one 20"	\$2,225
C109-94	94	14 1/2	33 3/4	three 30" / or one 30" and three 20"	\$2,440
C109-104	104	14 1/2	33 3/4	five 20" / or two 30" and two 20"	\$2,715
C109-114	114	14 1/2	33 3/4	four 20" and one 30" / or three 30" and one 20"	\$2,895
*C109-124	124	14 1/2	33 3/4	six 20" / or four 30" / or two 30" and three 20"	\$3,125

C110- 50 3/4" HIGH BASIC CASES

solid cherry top with molded edge molded base and two panel ends width listed includes overhang and moldings on top and base

use with following components:
-80, -81, -82, -90, -91, -92.





C110-84-81-90-91 Bookcase

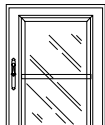
C110-24	24	14 1/2	50 3/4	one 20"	\$1,285
C110-34	34	14 1/2	50 3/4	one 30"	\$1,425
C110-44	44	14 1/2	50 3/4	two 20"	\$1,605
C110-54	54	14 1/2	50 3/4	one 20" and one 30"	\$1,750
C110-64	64	14 1/2	50 3/4	two 30" / or three 20"	\$1,950
C110-74	74	14 1/2	50 3/4	two 20" and one 30"	\$2,100
C110-84	84	14 1/2	50 3/4	four 20" / or two 30" and one 20"	\$2,305
C110-94	94	14 1/2	50 3/4	three 30" / or one 30" and three 20"	\$2,490
C110-104	104	14 1/2	50 3/4	five 20" / or two 30" and two 20"	\$2,805
C110-114	114	14 1/2	50 3/4	four 20" and one 30" / or three 30" and one 20"	\$3,035
*C110-124	124	14 1/2	50 3/4	six 20" / or four 30" / or two 30" and three 20"	\$3,285


model description list price

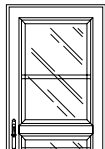
20" WIDE INDIVIDUAL COMPONENTS


-40  **Standard Bookshelf** **\$850**
open case with one adjustable wood shelf
interior - 18 1/2W 12D 24 3/4H

-42  **Standard Wood Door** **\$1,225**
single door with one adjustable wood shelf
standard with door hinged on right
special order — door hinged left

-45  **Standard Glass Door** **\$1,130**
single, beveled glass door with one adj. wood shelf
standard with door hinged on right
special order — door hinged on left
interior - 18 1/2W 12D 24 3/4H


-80  **Full Bookshelf** **\$1,180**
two adjustable wood shelves
13 1/4" between shelves
maximum adjustment of each shelf - 2" up or down
interior - 18 1/2W 12D 41 1/4H

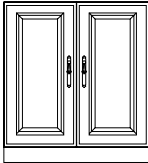
-81  **Full Glass Door** **\$1,640**
two adjustable wood shelves
13 1/4" between shelves
maximum adjustment of each shelf - 2" up or down
standard with door hinged on right
special order — door hinged on left


-82  **Full Wood Door** **\$1,780**
two adjustable wood shelves
13 1/4" between shelves
maximum adjustment of each shelf - 2" up or down
standard with door hinged on right
special order — door hinged on left

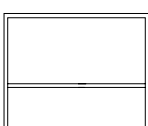
model description list price


30" WIDE INDIVIDUAL COMPONENTS

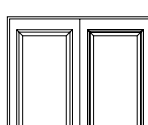
-60  **Standard Bookshelf** **\$1,060**
open case with one adjustable wood shelf
interior - 28 1/2W 12D 24 3/4H

-62  **Standard Wood Door** **\$1,675**
double door with one adjustable wood shelf
interior - 28 1/2W 12D 24 3/4H

-65  **Standard Glass Door** **\$1,565**
double, beveled glass door with one adjustable wood shelf
interior - 28 1/2W 12D 24 3/4H

-90  **Full Bookshelf** **\$1,320**
two adjustable wood shelves
13 1/4" between shelves
maximum adjustment of each shelf - 2" up or down
interior - 28 1/2W 12D 41 1/4H

-91  **Full Glass Door** **\$2,110**
two adjustable wood shelves
13 1/4" between shelves
maximum adjustment of each shelf - 2" up or down
interior - 28 1/2W 12D 41 1/4H

-92  **Full Wood Door** **\$2,310**
two adjustable wood shelves
13 1/4" between shelves
maximum adjustment of each shelf - 2" up or down
interior - 28 1/2W 12D 41 1/4H