Electrical

Further features capabilities for cable management, including electrical, voice, and data. The 8-wire electrical system can be integrated within beams. Voice and data cables are routed horizontally using beam mounted wire managers. The hub allows voice and data cables to be routed both vertically.

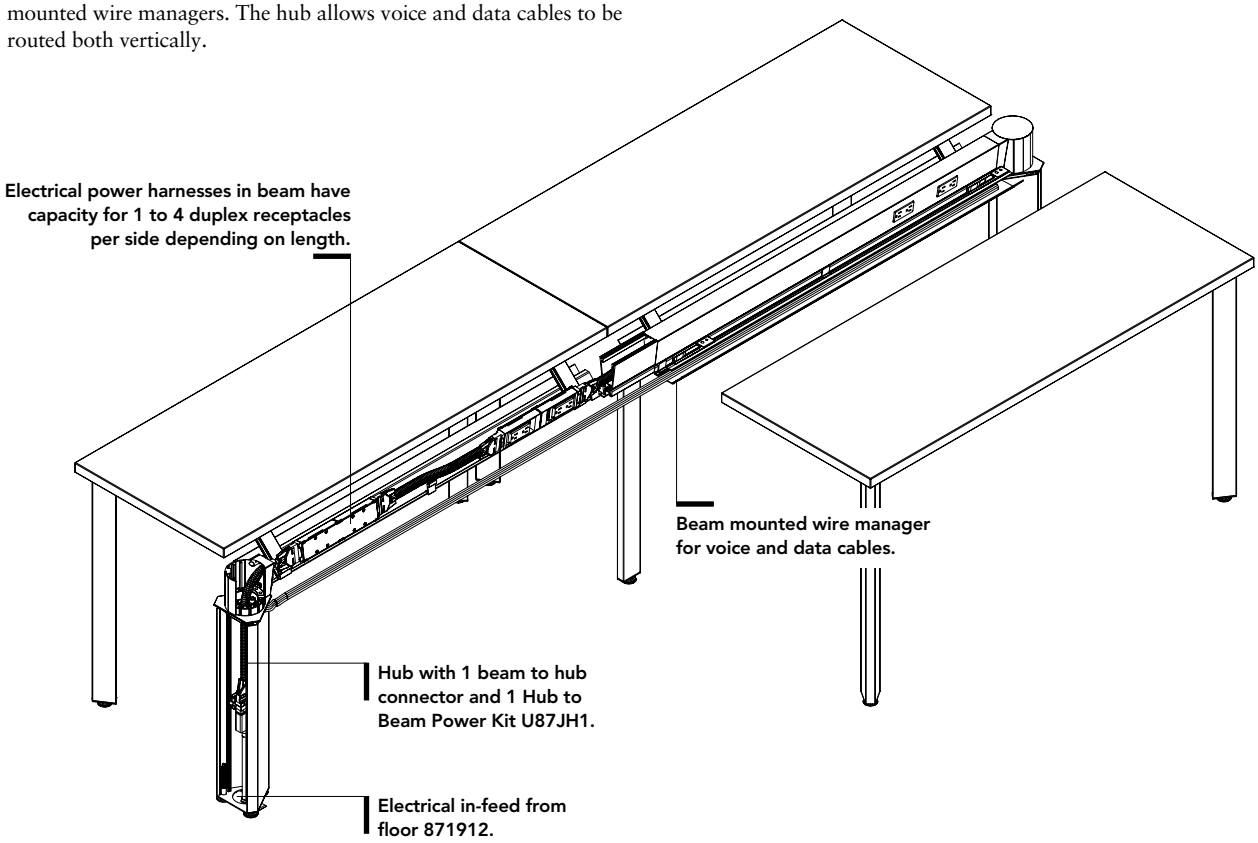

Further Electrical Systems

The electrical system for Further offers two options: four circuit, 3+1; or four circuit, 2+2. Both systems utilize an 8-wire electrical system, rated at 20 amps (15 amps Canadian). Connect a maximum of 13 receptacles (12 in Canada, and fewer in certain U.S. locales) to one circuit. Consult your electrician to ensure the planned electrical load is within permissible limits.

1. Determine which electrical system you will use after consulting with your electrician and computer support personnel (see page 49). The four circuit system (4–Hot/2–Neutral/2–Ground) offers either a 3 + 1 option or 2 + 2 option by choosing different receptacles.
2. Determine location, quantity, and circuit number for duplex receptacles including the use of isolated and isolated/dedicated circuits.
3. Specify appropriate power kits to match hubs and beams — see beam chart on page 50.
4. Determine the location, quantity and type of power in-feeds and jumpers needed.

It is the customer's responsibility to ensure that the installation of the electrical components meets all local and national building codes and all other applicable regulations.

Electrical In-Feed (page 62)
- In-feed ordered separately for all hardwired applications.

Hub (page 40)
- A hub allows for a maximum of two in-feeds and 24 CAT6 data cables (.300" diameter) per hub. See page 48.
- Up to three beams joined to a hub can be powered.
- If hub is placed over a floor box then data and electrical can be run directly up hub from bottom cut out. Otherwise data and electrical can be run through the access door on the bottom of the side cover.
- Use beam-to-beam jumper kit U87JB to pass power through hub from one beam to another beam.

Hub-to-Beam Power Kits (page 63)
- Use hub-to-beam power kits to jump power from hub to one, two or three beams. Kit indicates quantity of beams.
- Only one beam can be powered when using the 3-sided power kit in a hub. Use beam-to-beam jumper model U87JB.
- When using 877012 (12' seal tight) for one beam connection use hub to beam jumper kit U87JH1, for two beam connection use hub to beam jumper kit U87JH2, and for three beam connection use hub to beam jumper kit U87JH3.

Beam-to-Beam Jumper (page 63)
- Use beam-to-beam jumper kit U87JB to pass power over a hub or support leg from one beam to another beam.

GSA Reference Page

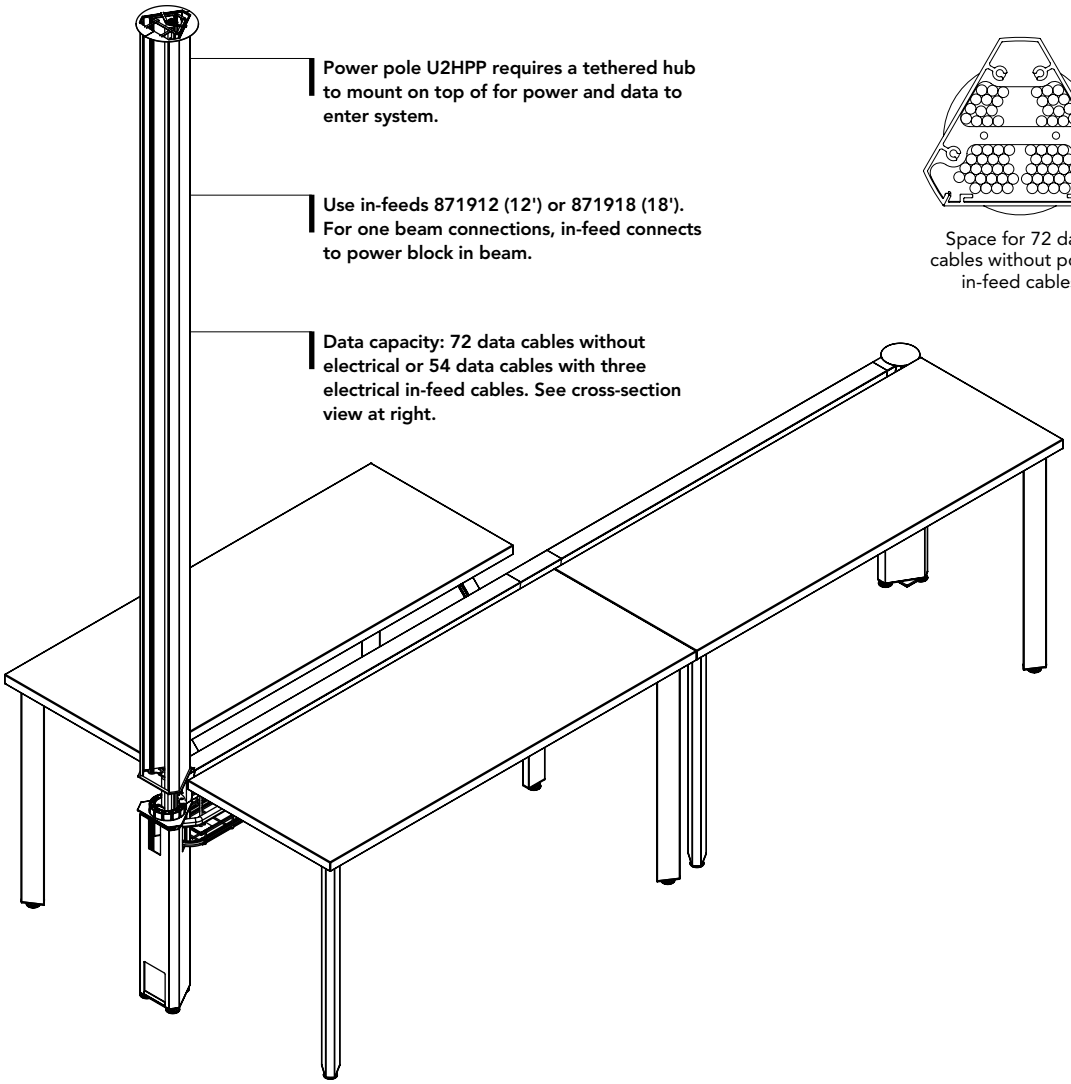

Model U2HPP

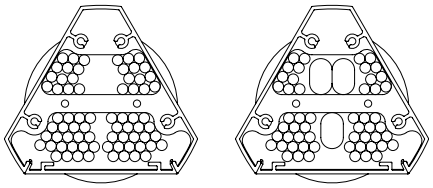

Space for 72 data cables without power in-feed cables

Space for 54 data cables with three power in-feed cables

Power /Communication Pole U2HPP (page 62)

- Requires a tethered hub to mount on top of for power/data to enter system.
- When installed with glides fully retracted on hub, power pole stands 124¼" high.
- Pole mounts to hub that has any number of connectors and connector gap fillers.
- Kit includes mounting bracket, top/bottom plates, power pole body, power pole cover, ceiling trim and hardware.
- Hub to beam connector kits ordered separately — see U2HPPEC for one beam hub connection application.
- Can power up to three beams.
- Can be used with both internal and external electrical.
- In-feed ordered separately.
- When using 871912 (12' length) or 871918 (18' length) for one beam connection in-feed connects directly to power block in connected beam, for two beam connection use hub to beam jumper kit U87JH2, and for three beam connection use hub to beam jumper kit U87JH3.
- Important that connector gap fillers be removed for two and three beam hub connections in order for data cables to exit the hub/power pole.

End Condition Application U2HPPEC (page 62)

- Kit includes different bottom plate and transition piece for more appealing aesthetic of end condition applications.
- Includes bottom mounting plate, transition piece, hub to beam connector, connector top trim, gap fillers, and hardware.
- Transition piece has two knockouts to allow for data cables to exit.

Electrical

Top Views of Hub

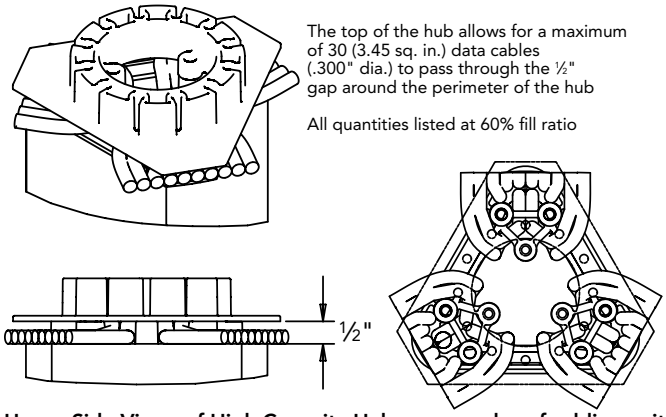

The top of the hub allows for a maximum of 30 (3.45 sq. in.) data cables (.300" dia.) to pass through the ½" gap around the perimeter of the hub

All quantities listed at 60% fill ratio

Electrical In-Feeds Cables (page 62)

- In-feed cable connects to a power kit in the hub or beam, transverses through the beam, hub and/or power pole and terminates in a junction box.
- Available in sealtight cable in 12', or in flex cable in 12' or 18' lengths. Consult your electrician to ensure the planned electrical load and cabling is within permissible national and local code limits.

Cable capacities for routing voice and data cables through hub are provided at left for top, side, and bottom of hub.

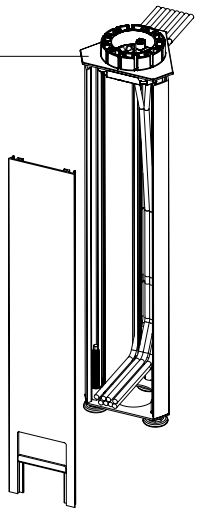

Upper Side Views of High Capacity Hub — examples of cabling exiting out three sides

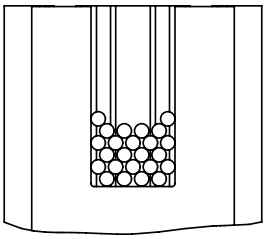

High capacity top port (6.5625 sq. in.). Accepts 24 voice/data cables (.300" dia.).

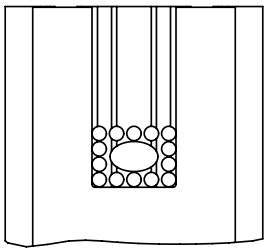

High capacity top port (6.5625 sq. in.). Accepts 14 voice/data cables (.300" dia.) and 1 conduit.

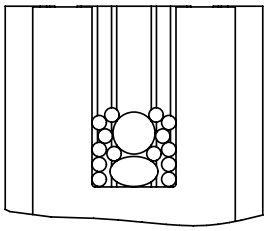

High capacity top port (6.5625 sq. in.). Accepts 14 voice/data cables (.300" dia.), 1 conduit, and 1 infeed.

Upper Side Views of High Capacity Hub — examples of all cabling exiting out one side

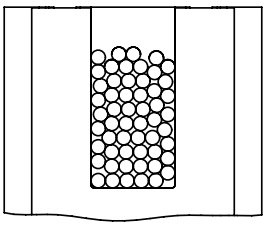

High capacity hub top exit for power/voice/data. Data only – 55 cables (.300 diameter) at 60% fill ratio. Opening area is 6.5625 sq in.

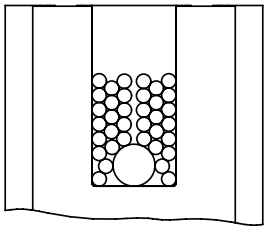

High capacity hub top exit. Conduit and data – 36 cables (.300 diameter) at 60% fill ratio. Opening area is 6.5625 sq in.

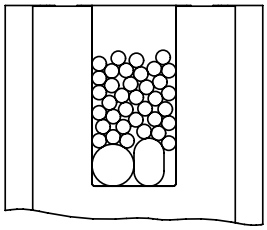

High capacity hub top exit. In-feed, conduit and data – 36 cables (.300 diameter) at 60% fill ratio. Opening area is 6.5625 sq in.

Lower Side Views of Hub

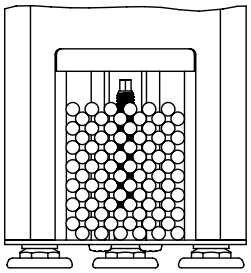

Front access door of hub accepts up to 84 (9.84 sq. in.) voice/data cables (.300" dia.) without power.

All quantities listed at 60% fill ratio

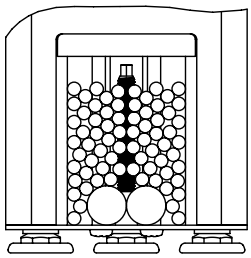

Front access door of hub accepts up to 72 (8.64 sq. in.) voice/data cables (.300" dia.) when electrical shares opening with two in-feeds

All quantities listed at 60% fill ratio

Bottom Views of Hub

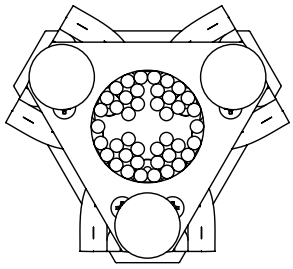

Bottom 2½" dia. opening of hub (4.91 sq. in.) accepts up to 42 voice/data cables (.300" dia.) without power.

All quantities listed at 60% fill ratio

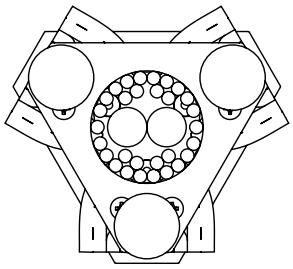

Bottom 2½" dia. opening of hub (3.71 sq. in.) accepts up to 30 voice/data cables (.300" dia.) when electrical shares opening with two in-feeds.

All quantities listed at 60% fill ratio

Flexconnect™ Electrical System Options

The four-circuit, eight-wire electrical system is widely specified and trusted by hundreds of thousands of end-users. This proven system delivers four circuits for every power infeed in either a 3 + 1 or 2 + 2 configuration. The isolated/dedicated circuits are ideal for sensitive computing equipment, while the common circuits are suitable for faxes, copiers, task lights and other peripherals. Both the 3 + 1 and 2 + 2 systems use the same pre-wired components, making it easy to adjust as electrical needs change.

Four-circuit, 3 + 1 Receptacle Option

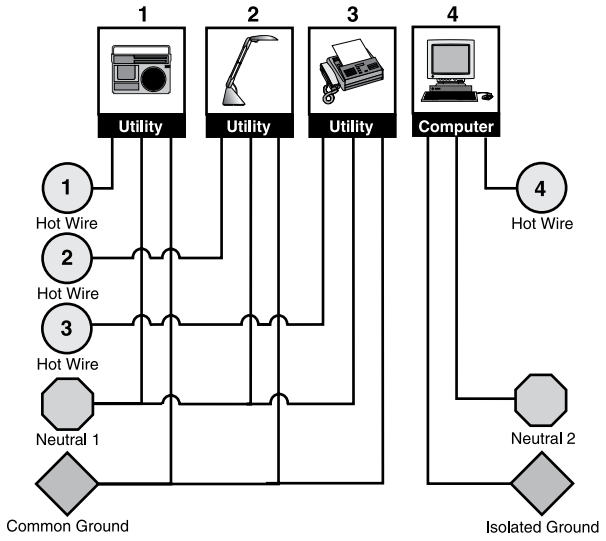

The 3 + 1 option is the electrical standard used on Allsteel systems for many years in most installations. This wiring option provides three utility circuits plus an isolated/dedicated circuit for more sensitive equipment. Circuit 2 (one of the 3 common circuits sharing a neutral wire) cannot be used with single-phase building electrical supply.

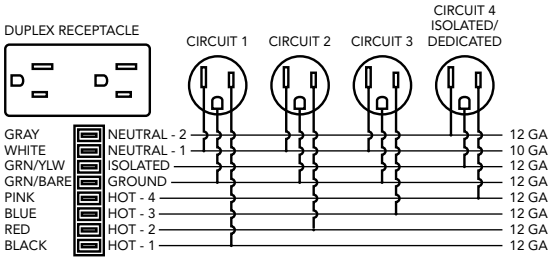

Four-circuit, 2 + 2 Receptacle Option

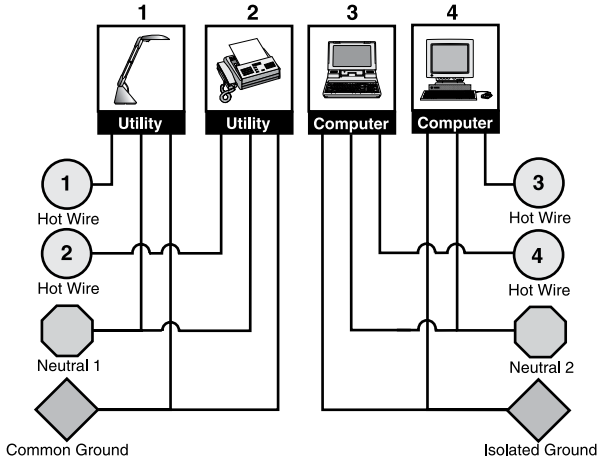

The 2 + 2 option is a wiring option that provides two utility circuits and two isolated circuits for more extensive computer usage applications.

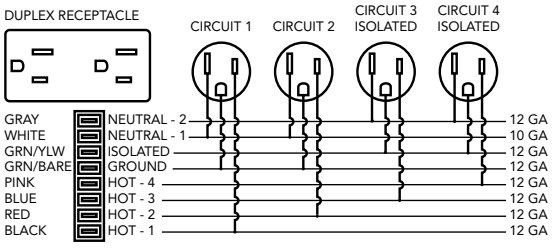

Typical power usage by the most commonly specified office equipment.

EQUIPMENT	AMPS
Computers	
Personal Computer	3
Notebook Computer	3
Monitors	
13" Color Monitor	2
17" Color Monitor	3
21" Color Monitor	4
15" Plasma Monitor	0.5
20" Plasma Monitor	1

EQUIPMENT	AMPS
Copiers	
Desktop Copier	15
Console Copier	20
Copier/Duplicator	30
Printers	
InkJet	less than 1
Personal Laser or LED	8
Workgroup Laser or LED	15

EQUIPMENT	AMPS
Fax Machines	
InkJet Fax	less than 1
Plain paper Fax	8
Task Lights	
30" T5 Fluorescent	0.12/bulb
60" T5 Fluorescent	0.24/bulb

Source: Industry Analysis, Inc., Rochester, NY

Electrical

Further™ — Working with In Beam Electrical

GSA Reference Page

Already having beams specified will have predetermined the power kits needed for the beams. The chart below shows beam model and required power kit. Simply match the kit to the beam and everything is included for that beam, except circuit specific receptacles. In-feed cable and jumpers to span hubs are ordered separately. The beam only carries power, no data - no need to leave ports open for data.

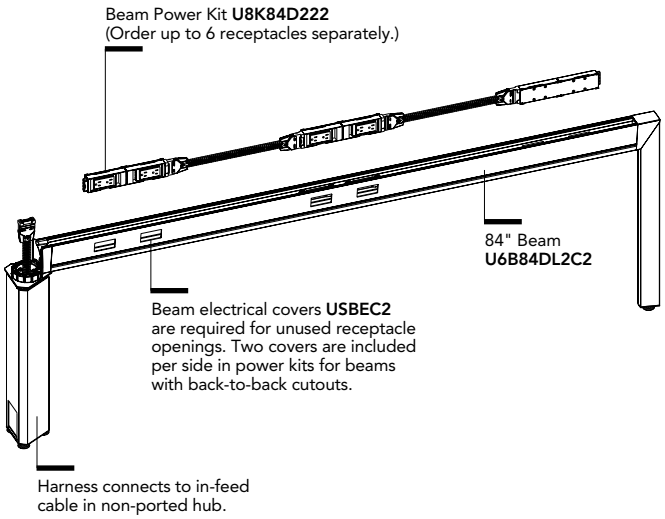

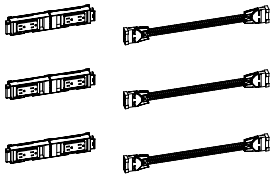

Example of connector blocks and jumpers that are included in Beam Power Kit **U8K84D222** are shown above. Order receptacles separately, see page 64 for options.

Beam Electrical Knockout / Power Kit Configurations

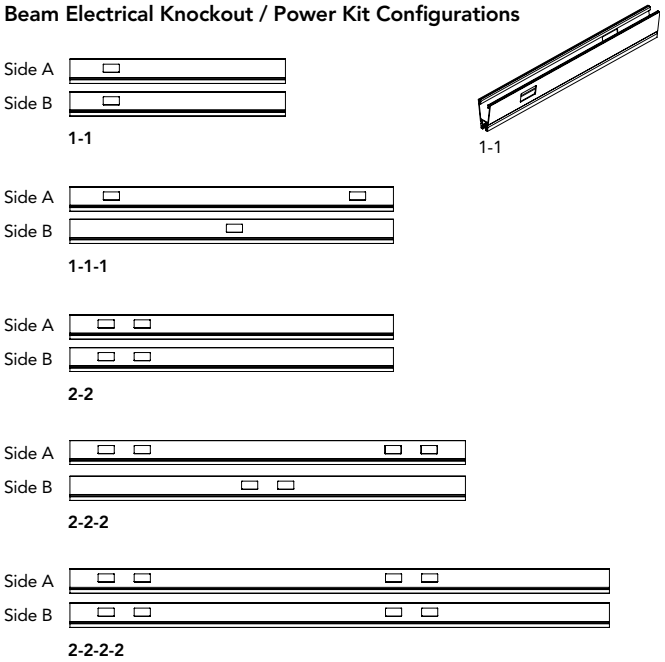

Beam Power Kits (page 63)

- Beam power kits are beam specific, the chart below shows beam model and required power kit (jumpers and power blocks). Simply match the kit to the length/configuration of the beam and everything is included for that beam, except circuit specific receptacles. The quantity of duplex receptacles required is noted. In-feed cable and jumpers to span hubs are ordered separately.
- Power is completely internal to beam. Beam allows for a single line of conduit in series. The beam only carries power no data, there is no need to leave ports open for data.
- Handed beam models 66" though 84" in length are provided with back-to-back cut outs in the center of the beam allowing for a choice on which side to position power – opposite side is covered with beam electrical covers included in a hardware pack. Additional covers can be ordered separately.

Beam Width and Description	Beam Model # Insert "L" for Left or "R" for Right	Dual Sided Power Kit – Width and Description	Power Kit Model #	Duplex Receptacle Locations Available
36" A1-B1	U6B36D ⊔ 1	36" 1-1	U8K36DE1	2
42" A1-B1	U6B42D ⊔ 1	42" 1-1	U8K42DE1	2
48" A2-B2	U6B48D ⊔ 2	48" 2-2	U8K48DE2	4
54" A2-B2	U6B54D ⊔ 2	54" 2-2	U8K54DE2	4
54" A1-B1-A1	U6B54DS111	54" 1-1-1	U8K54DS111	3
60" A2-B2	U6B60D ⊔ 2	60" 2-2	U8K60DE2	4
60" A1-B1-A1	U6B60DS111	60" 1-1-1	U8K60DS111	3
66" A2-2-B2	U6B66D ⊔ 2C2	66" 2-2-2	U8K66D222	6
66" A2-B2-A2	U6B66DS222	66" 2-2-2	U8K66D222	6
72" A2-2-B2	U6B72D ⊔ 2C2	72" 2-2-2	U8K72D222	6
72" A2-B2-A2	U6B72DS222	72" 2-2-2	U8K72D222	6
78" A2-2-B2	U6B78D ⊔ 2C2	78" 2-2-2	U8K78D222	6
78" A2-B2-A2	U6B78DS222	78" 2-2-2	U8K78D222	6
84" A2-2-B2	U6B84D ⊔ 2C2	84" 2-2-2	U8K84D222	6
84" A2-B2-A2	U6B84DS222	84" 2-2-2	U8K84D222	6
90" A2-B2-A2-B2	U6B90D ⊔ 4	90" 2-2-2-2	U8K90DE4	8
90" A2-B2-A2	U6B90DS222	90" 2-2-2	U8K90D222	6
96" A2-B2-A2-B2	U6B96D ⊔ 4	96" 2-2-2-2	U8K96DE4	8
96" A2-B2-A2	U6B96DS222	96" 2-2-2	U8K96D222	6

Duplex Receptacles (page 64)

- Duplex receptacles snap into power blocks of power kits.
- Receptacles cannot be back-to-back.
- Ordered separately, receptacles are available in eight colors and are labeled to indicate circuit number: 1, 2, 3, or 4.

Receptacle Color Recommended to Coordinate with Paint Color

Recommended Paint Color	Receptacle Color
Brilliant White — PQ8	White — EW
Carob — P52	Black — E4
Champagne Metallic — PR5	Muslin — EU
Fossil — P28	Flint — E9
Gunmetal Metallic— PR3	Brownstone — EY
Parchment — P93	Muslin — EU
Platinum Metallic — PR2	Loft — EV

Electrical Covers (page 64)

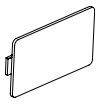

- Fits into duplex receptacle openings in Further ported beams or hubs in place of duplex receptacle.
- Specify paint color.
- Chicago code models available.

Side Views of Wire Managers

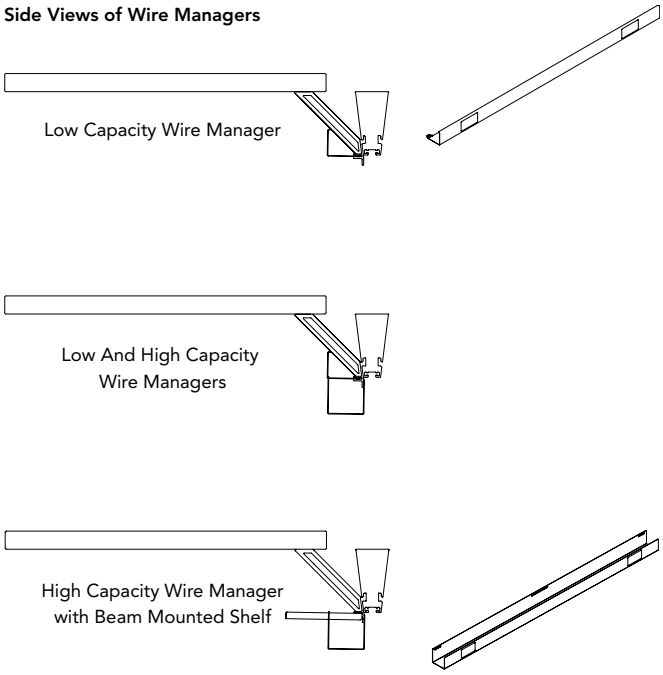

Data
- Data can enter hub through bottom if placed directly over floor box or through hub side access door on cover — see below and page 48.
- Data exits hub only through gap at top of hub — see page 48.
- Data is external to beam, cabling is routed to users by use of a wire manager mounted to beam. See illustration at left.

Painted Metal Wire Manager — Low Capacity (page 65)
- Available core, select, and accent paint. Mounts to beam using wire manager clip U9BWMC (ordered separately).
- Widths from 24" up to 78" in 6" increments.
- Holds up to 18 data cables.
- Made from sheet metal.
- Cannot be used in conjunction with beam mounted shelves (U9XXBMS).
- Can be used in conjunction with high capacity wire managers (U9XXBWHCM).
- Can pass across in-line support leg but not across a hub.
- Cannot be used with below beam electrical.

Painted Metal Wire Manager — High Capacity (page 65)
- Mounts to beam using wire manager clip model U9BWMC (ordered separately).
- Widths 24" through 78" in 6" increments.
- Made from sheet metal.
- Can be used in conjunction with low capacity wire manager or beam mounted shelf. See illustration at left.
- Low capacity tray and beam mounted shelf can act as covers for data when using the high capacity tray.
- Holds up to 36 data cables.
- Can pass across in-line support leg but not across a hub.
- Cannot be used with below beam electrical.

Number of U9BWMC Wire Manager Clips Required		Component Length			
		24"	30"– 36"	42"– 48"	54"– 78"
Model	Low Capacity Wire Manager U9XXBWLCM	2	3	4	5
	High Capacity Wire Manager U9XXBWHCM	2	3	4	5
	Beam Mounted Shelf U9XXBMS	2	3	4	5 (60" Max.)

Wire Manager Clips U9BWMC (page 65)

- Used to mount metal wire manager or beam mounted shelf to beam.
- See chart at left for clips required.
- Model comes with 5 clips.

Wire Basket attaches under worksurface or beam

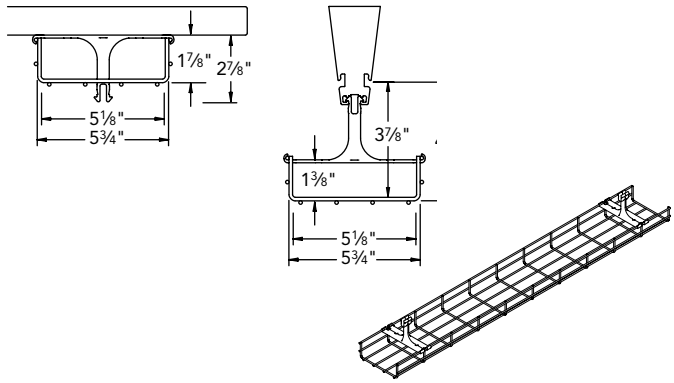

Wire Basket (page 65)
- Offered in 42", 54", and 66" widths – actual dimensions are 40⅛", 52⅛", 64⅛". Can mount to beam or below a worksurface.
- Model includes basket and two vertical hanging supports.
- Verticals must be placed 18" or more apart from one another and must be within 15" from each end of a basket.
- Vertical must be centered on basket width
- Cannot be used with beam mounted modesties.
- Wire basket is made of 0.148" diameter steel wire.
- Basket is PR6 (silver) powder paint and support verticals are silver ABS plastic.
- Data capacity: 72 cables.
- Maximum load is 25 pounds.

Data Faceplates

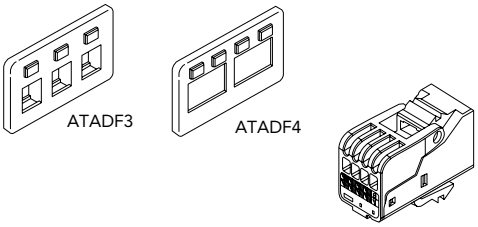

AMP Components

Data Faceplates (page 64)
- Fits into receptacle and data port openings on above wire management or below beam data mount U8BBDM.
- Data modules do not work in beam.

AMP® NETCONNECT® Components (page 64)
- AMP NETCONNECT® Components are supported by AMP's 25 year warranty, including reconfiguration.

Electrical

Further™ — Working with Chicago & New York Electrical

GSA Reference Page

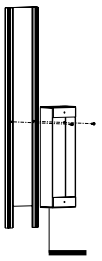

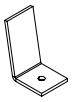

U8EBKCH4

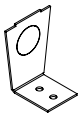

U8BBKCH

Chicago code junction box
U8IKCH mounts to hub cover.

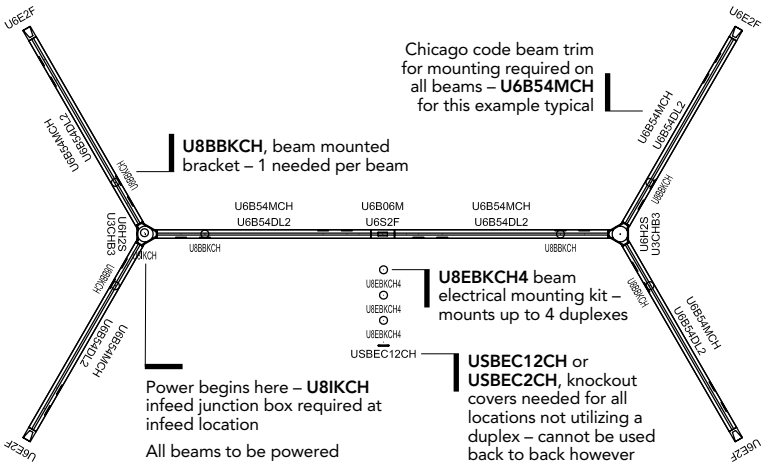

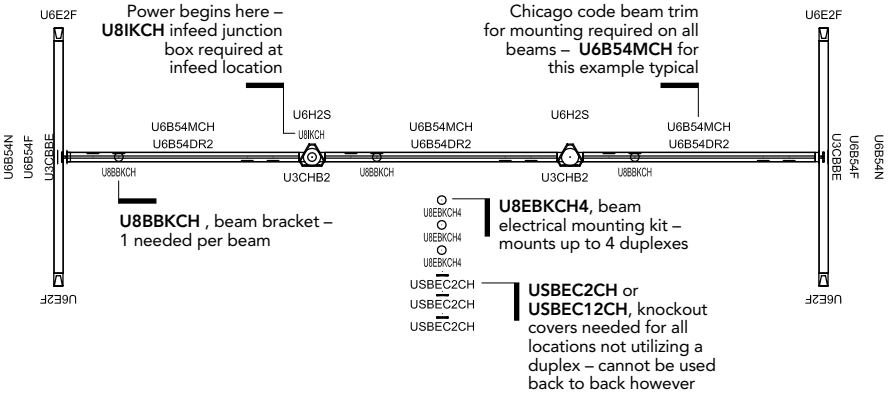

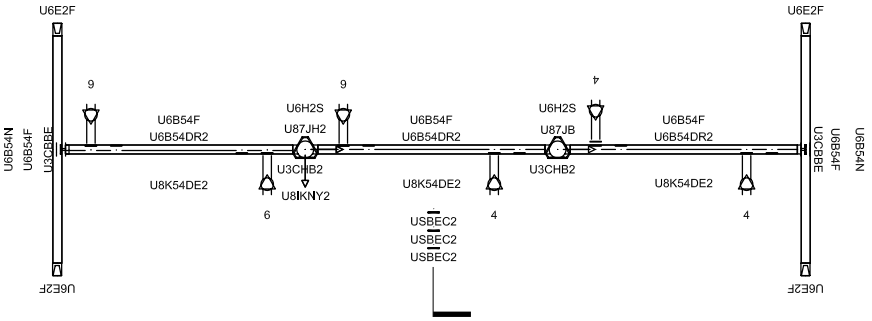

Hardwire — Chicago Code (page 62)

- Requires Chicago code beam mounting top trim (see page 42) for all powered beams.
- Requires Chicago code junction box U8IKCH. Kit includes hardware and template for mounting junction box to hub cover. Up to three in-feeds can be run from a single junction box.
- A ⅜" diameter box connector cable screw connector must be used at the knockout locations on the junction box and brackets in order to fit within enclosures.
- Requires one Chicago code in-feed to beam kit U8BBKCH per beam. Kit includes two brackets to enclose beam to meet NEC and UL requirements.
- Requires Chicago beam electrical mounting kit U8EBKCH4 that includes hardware to mount 6 duplexes and installation hardware pack.
- Beam electrical cut-out covers cannot be back-to-back with Chicago code electrical.
- Unused electrical cut outs on beams must be closed using covers. Electrical mounting brackets from U8EBKCH4 are to be used for securing covers from models USBEC2CH or USBEC12CH instead of the supplied VHB tape in the hardware pack.
- Standard hub models required when using powered beams, ported hub models cannot be used.

New York Code (page 62)

- Requires New York code hardwire in-feed kits:
  - U8IKNY1 for single beam in-feed kit.
  - U8IKNY2 for two beam in-feed kit (includes hub jumper kit U87JH2).
  - U8IKNY3 for three beam in-feed kit (includes hub jumper kit U87JH3).
- All New York in-feed kits include hardware and template for mounting junction box to hub cover.
- Standard hub models required when using powered beams. Powered hub models cannot be used with powered beams.

Further Electrical Example 1

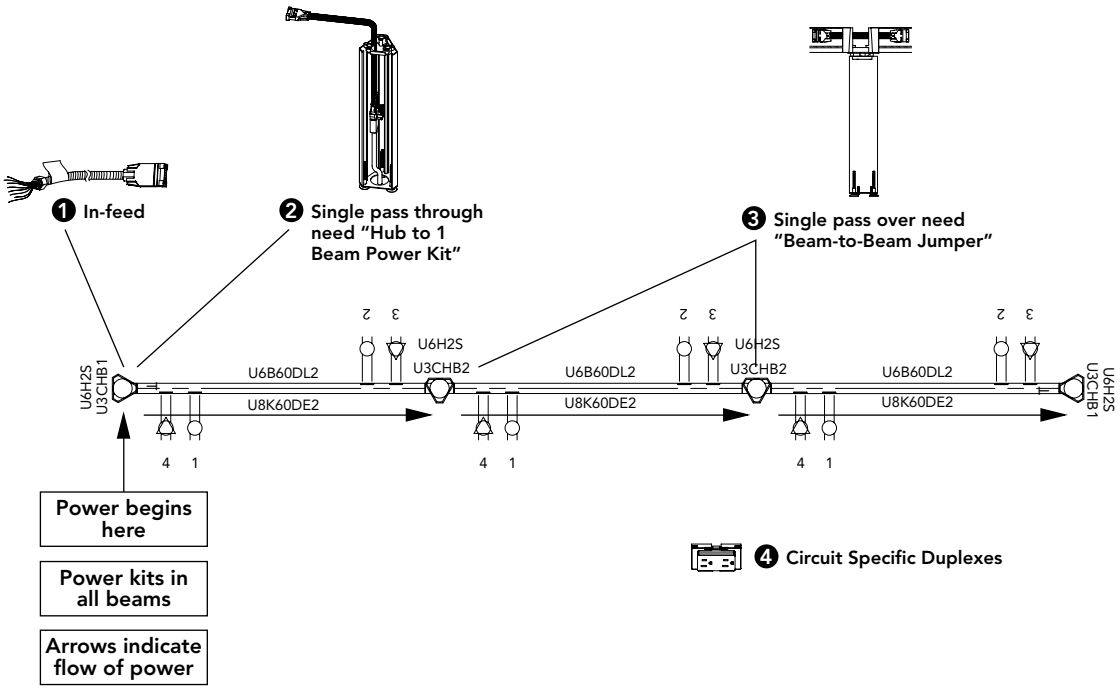

Further Electrical Example 2

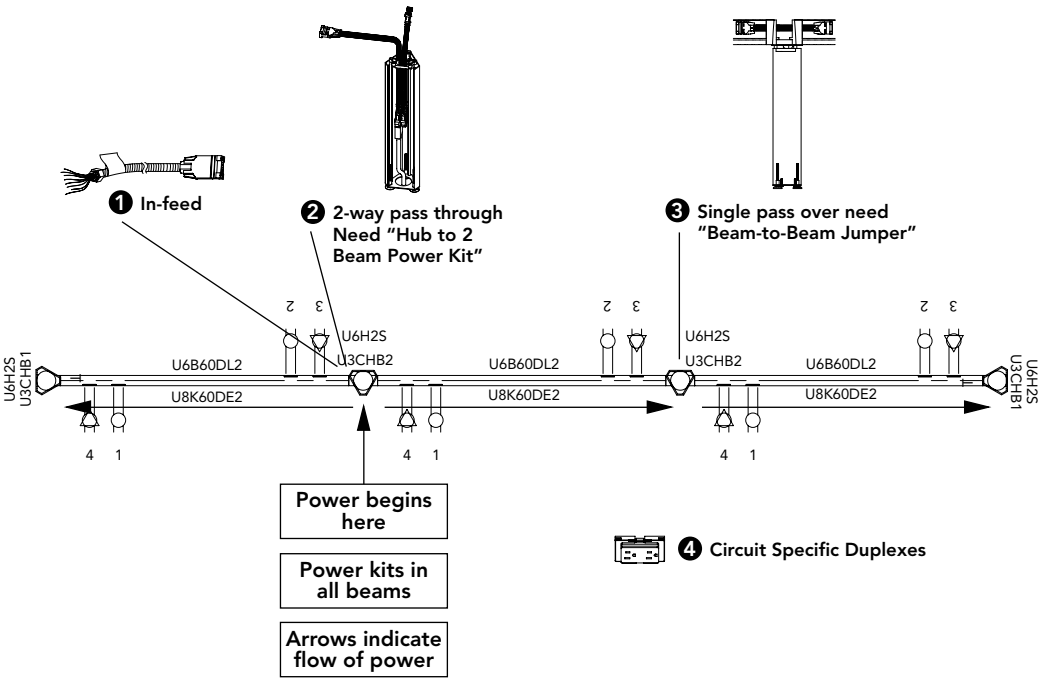

Electrical

Further Electrical Example 3

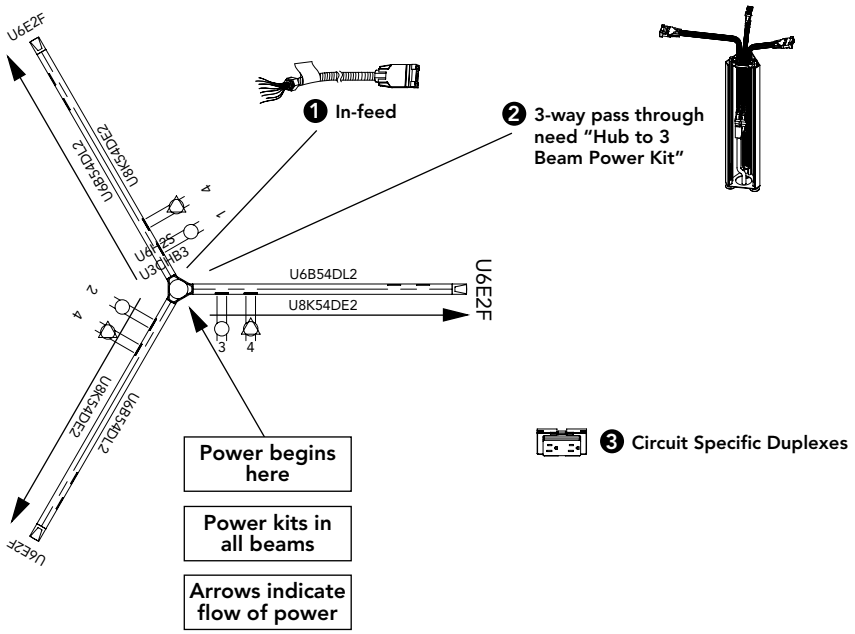

Further Electrical Example 4

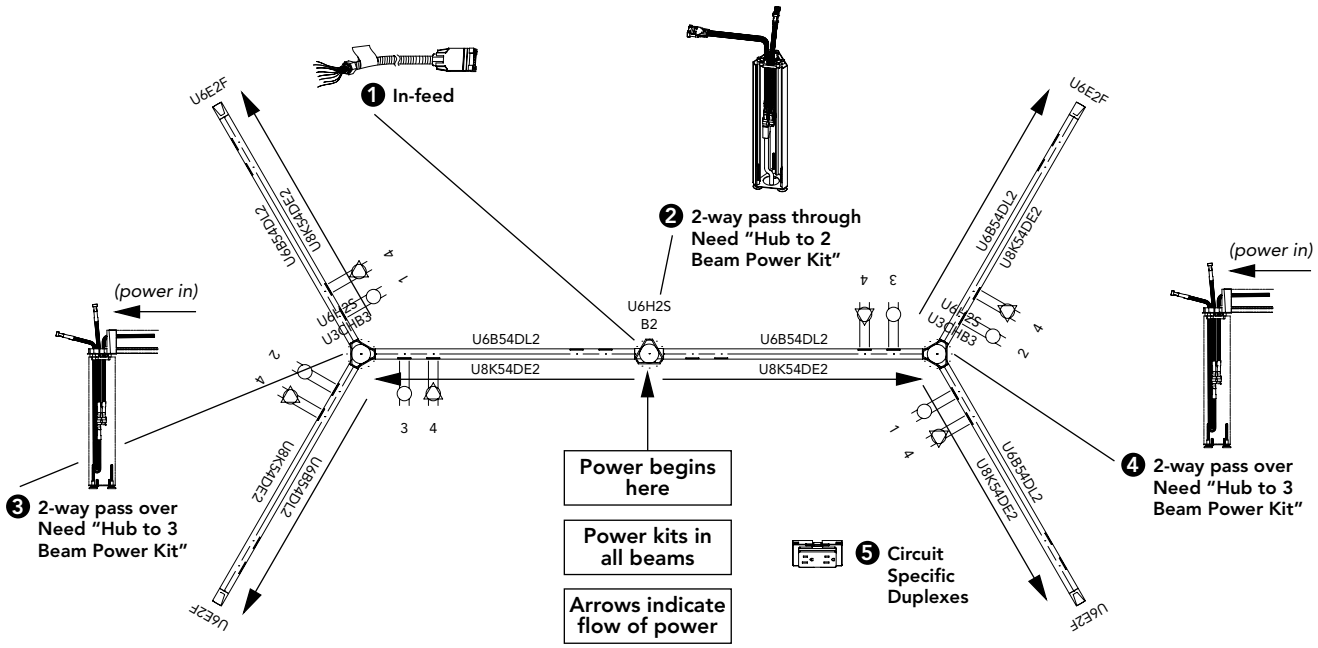

Further Electrical Example 5

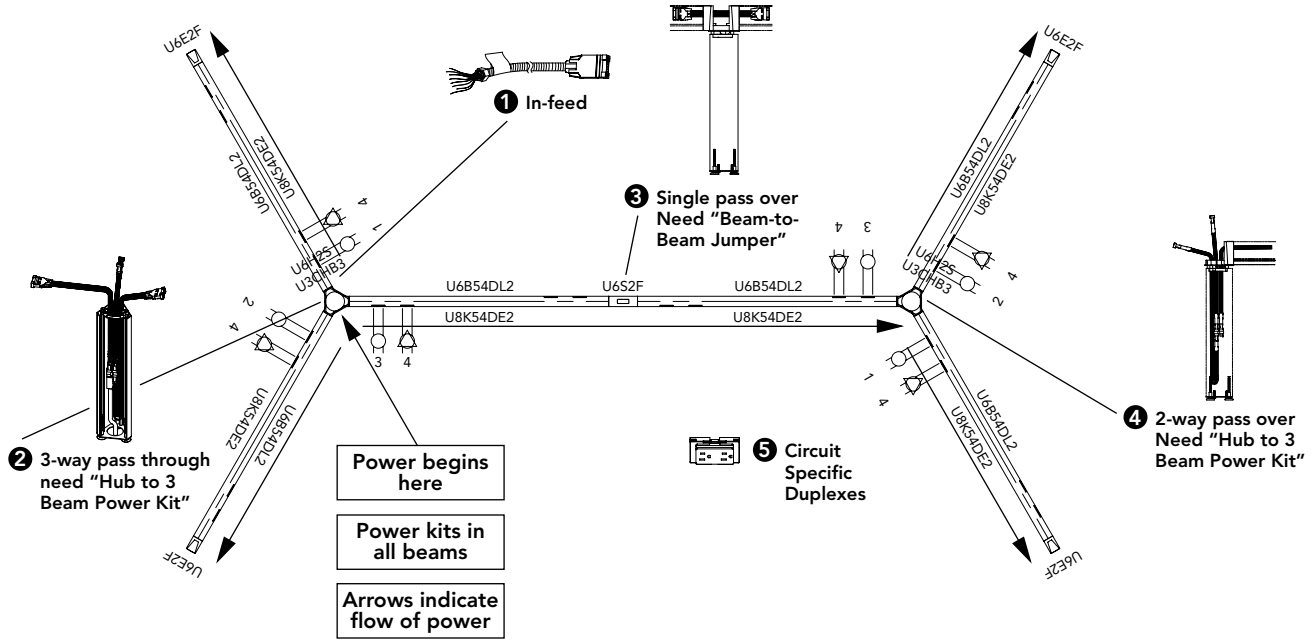

Further Electrical Example 6

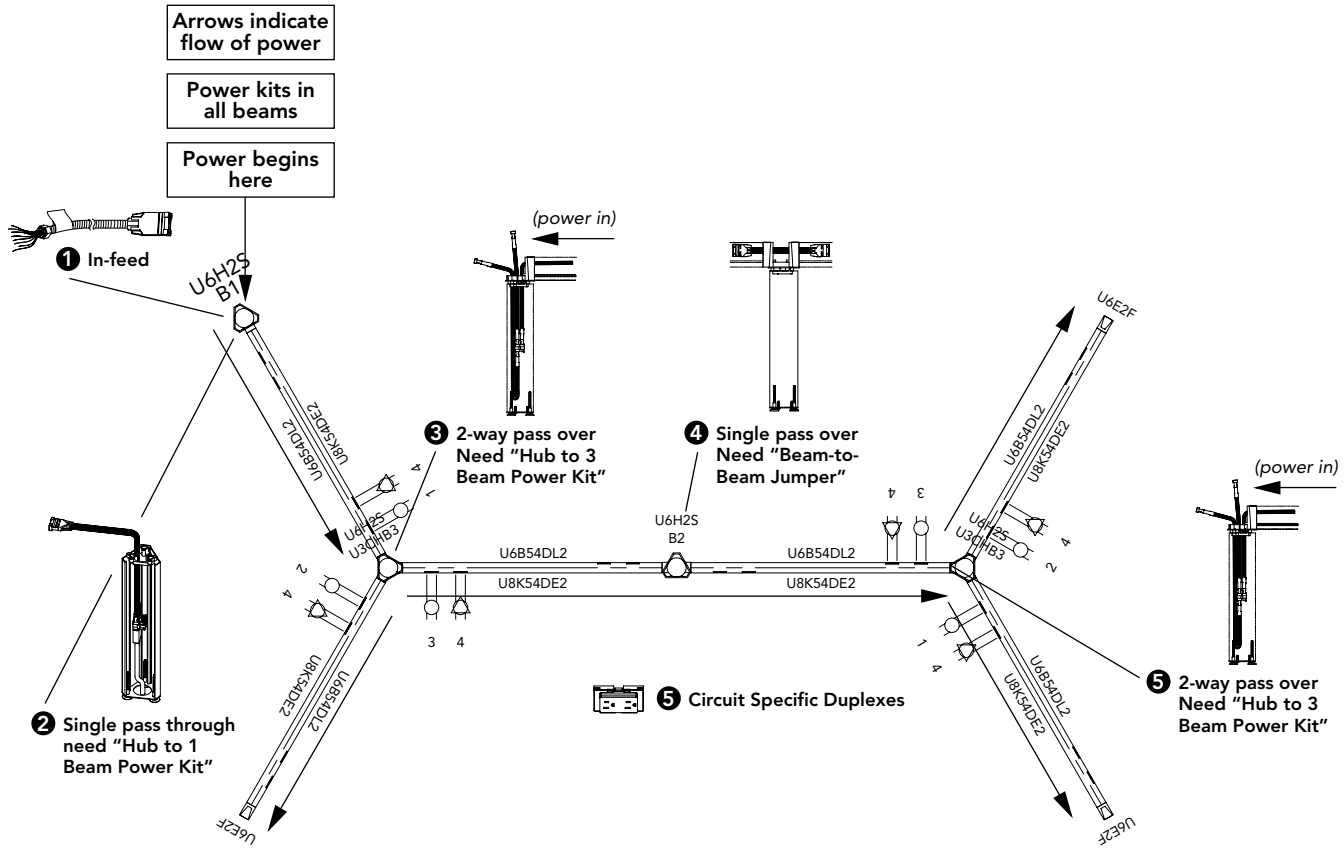

Electrical

Further Electrical Example 7

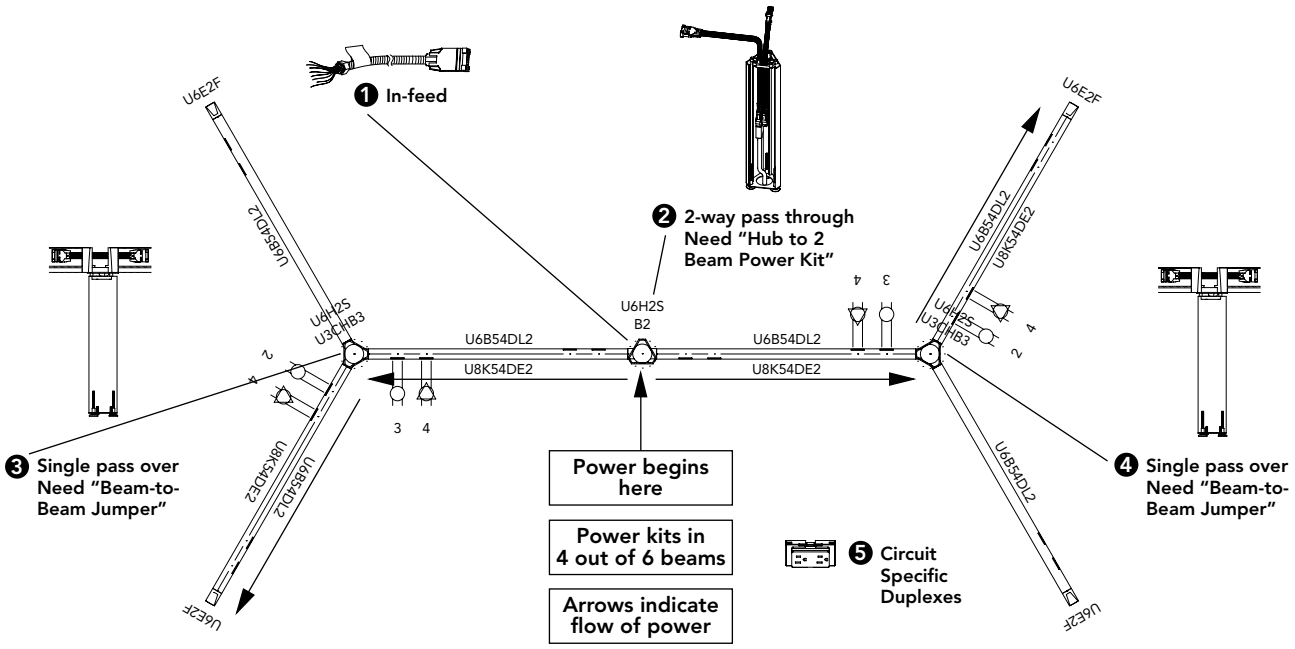

Further Electrical Example 8

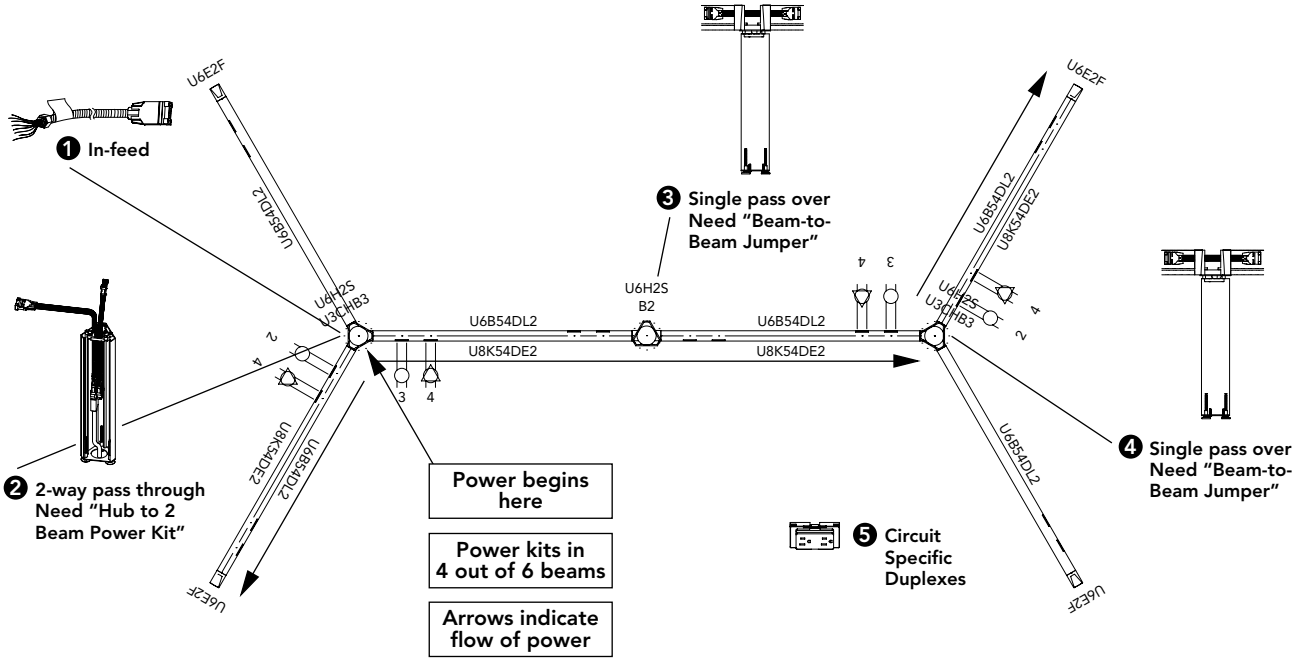

Electrical

Further Electrical Example 1

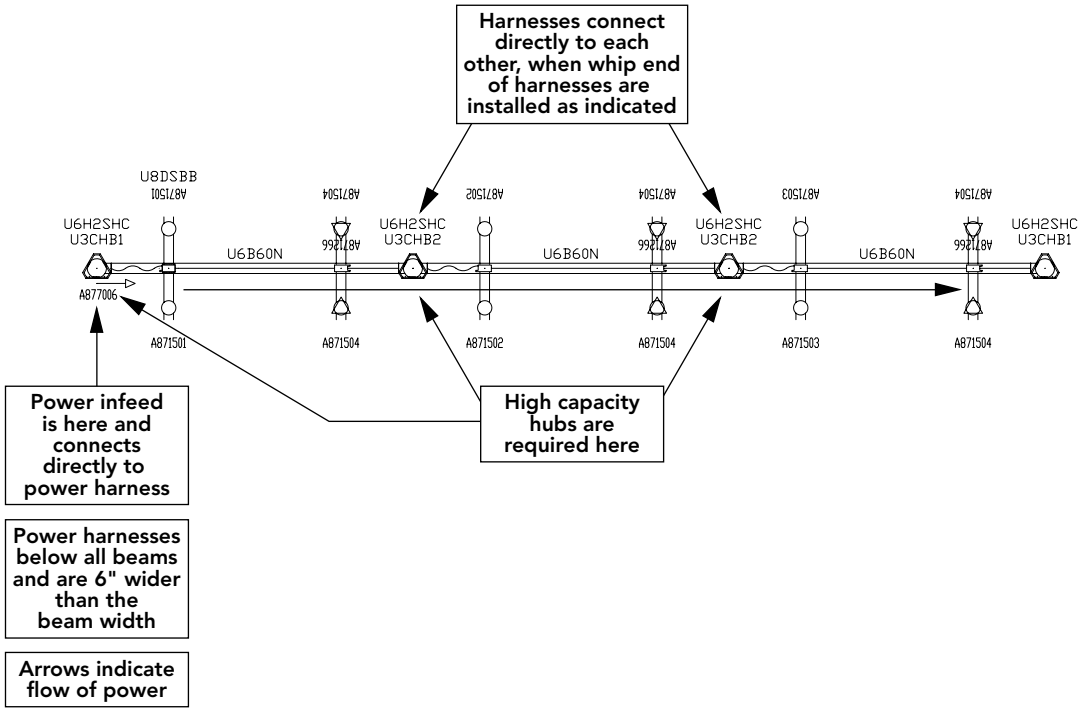

Further Electrical Example 2

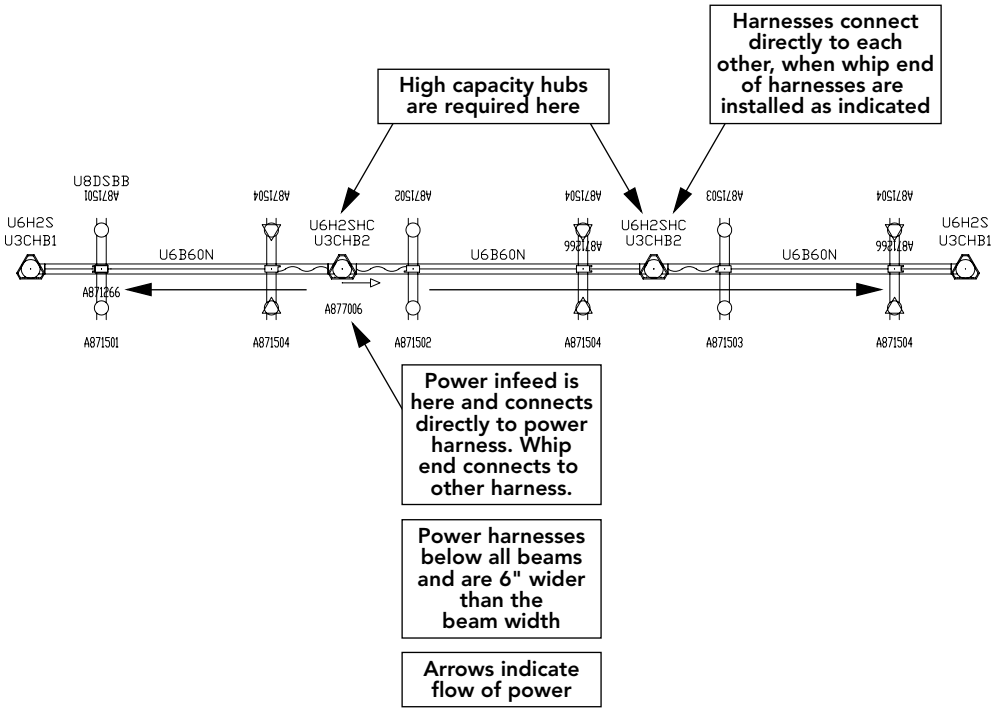

Further Electrical Example 3

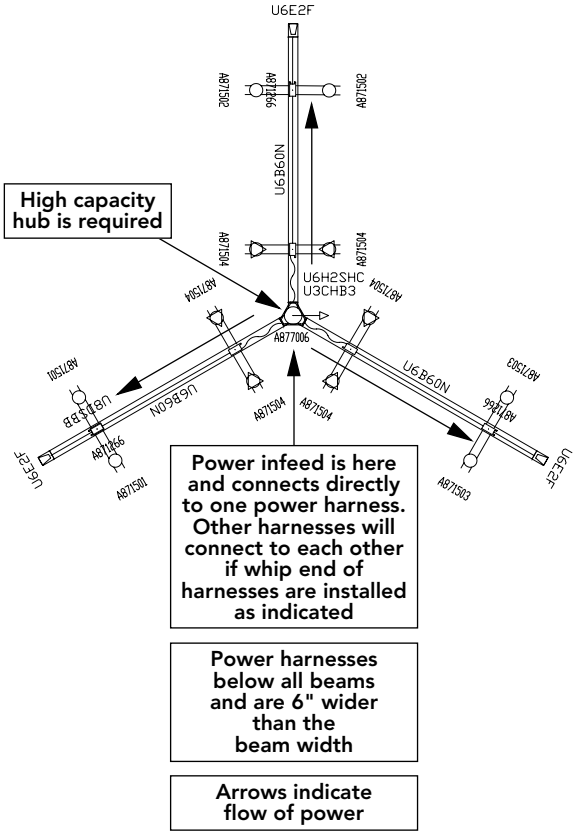

Further Electrical Example 4

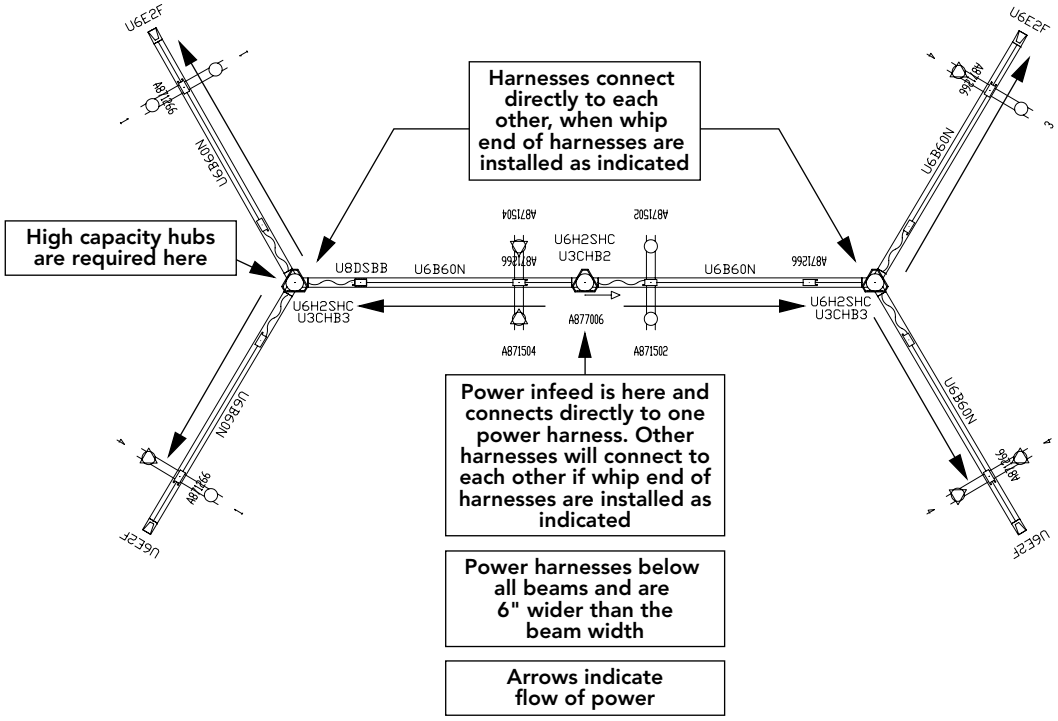

Electrical

Further Electrical Example 5

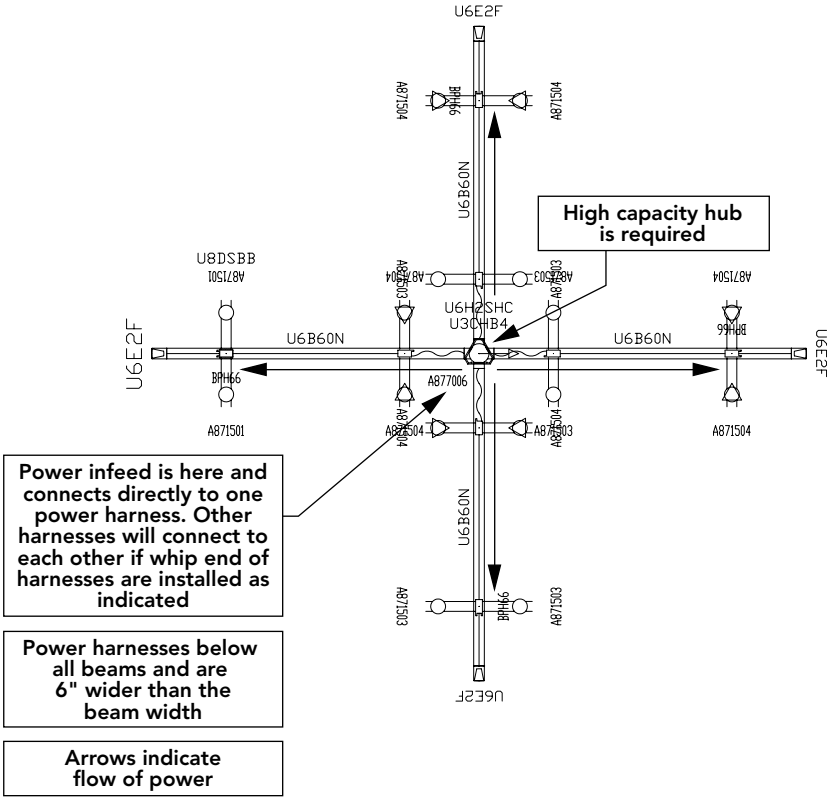

BEAMS NORMAL POWER USER

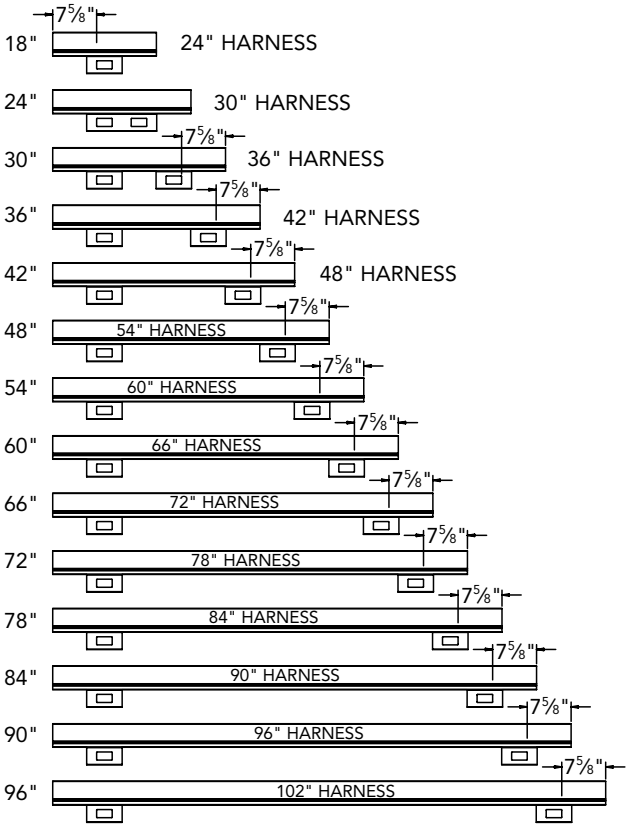

BEAMS HEAVY POWER USER



NOTE: All Duplexes Are Symmetrical On Beam

**NOTE: 96" Beam with 3-30" Harnesses requires 27" Jumper model U87U327A to connect to other beams.

Below Beam Electrical

- In-feeds will plug directly into harnesses to begin power.
- Harnesses plug into one another on beams and across/around hubs and in-line legs. See examples on pages 58-60.

Below Beam Shrouds U8DSPSS and U8DSPSD (page 64)

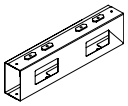

- Required below beam to cover power block and to provide a clean aesthetic.
- U8DSPSS for use with single block duplex electrical harnesses. One shroud for 24"W harness, two units required for harnesses 36"W to 102"W.
- U8DSPSD for use with 30"W double block duplex electrical harnesses.
- Refer to illustrations at left to determine quantity of single or double shrouds required to cover power blocks.
- Includes shroud, mounting bracket(s) and hardware.
- Does not cover conduit. Open on ends, no end caps.

Below Beam Data Mount U8BBDM (page 64)

- Mounts to bottom channel of beam.
- 4"W x 4⅞"D with two 1.375" x 2.600" cutouts, one facing each side of beam.
- Accepts Allsteel standard 3 or 4 port faceplate (models TADF3 AND TADF4) ordered separately. See page 64.

U8DSPSS

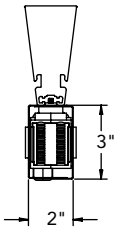

U8BBDM

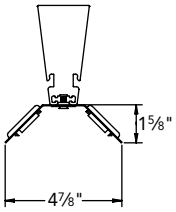

Electrical

Further™ — Electrical In-Feed Components

For specification information see pages 46-61.

GSA SIN 711-1

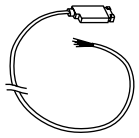

Description	Four-circuit 3 + 1 2 + 2	List Price
Electrical In-Feed Cables		
12' Flex Cable	**A871912** S	**$ 254**
18' Flex Cable	**A871918** S	**$ 319**
12' Sealtight Cable Power In-Feed	**A877012** S	**$ 310**

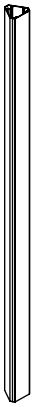

U2HPPEC

U2HPP

Description	Model	List Price P1 Core	P2 Select	P3 Accent
Power Pole for use with Further Tethered Hub				
96"H Power/Communication Pole (mounts on top of hub)	**U2HPP**	**$ 1294**	**$ 1342**	**$ 1406**
End Condition Kit (for single beam applications)	**U2HPPEC** S	**$ 162**	**$ 183**	**$ 210**

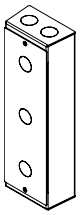

U8BBKCH

U8IKCH

U8EBKCH4

Description	Model	List Price
Chicago Code Electrical		
In-Feed Junction Box 3" x 10½" x 2"	**U8IKCH** S	**$ 146**
In-Feed to Beam Bracket	**U8BBKCH** S	**$ 33**
Beam Electrical Mounting Kit (to mount 6 duplexes)	**U8EBKCH4** S	**$ 71**
New York Code Electrical		
Single Beam In-Feed Kit	**U8IKNY1** S	**$ 323**
Two Beam In-Feed Kit	**U8IKNY2** S	**$ 593**
Three Beam In-Feed Kit	**U8IKNY3** S	**$ 702**

How to specify —	*1st Option:*	*1st Option:*
Select the Model Number from above.	**Electrical Infeed Color** *(if applicable)*: **P** Black	**Paint Color** *(if applicable)*: C S A
_ _ _ _ _ _ .	P	_ _ _

Examples: **A871912.P** **U2HPP.P7G**

S *Shippable by small-package carrier.*

For specification information see pages 46-61.

GSA SIN 711-1

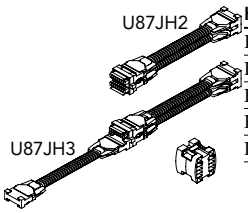

Description	Model		List Price
Hub Jumpers			
Beam-to-Beam Jumper (through Hub)	**U87JB**	S	$ 86
Hub to 1 Beam Power Kit	**U87JH1**	S	$ 134
Hub to 2 Beam Power Kit	**U87JH2**	S	$ 258
Hub to 3 Beam Power Kit	**U87JH3**	S	$ 378
H-Connector	**U87UH**	S	$ 39

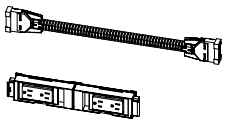

Beam Power Kits include jumpers and blocks for specific beam models — see matrix on page 50. Order receptacles separately on page 64.

Beam Power Kits			Applicable Beam(s)	
36" Dual Sided End 1-1	**U8K36DE1**	S	U6B36D ⊔ 1	$ 226
42" Dual Sided End 1-1	**U8K42DE1**	S	U6B42D ⊔ 1	$ 259
48" Dual Sided End 2-2	**U8K48DE2**	S	U6B48D ⊔ 2	$ 302
54" Dual Sided End 2-2	**U8K54DE2**	S	U6B54D ⊔ 2	$ 313
54" Dual Sided 1-1-1	**U8K54DS111**	S	U6B54DS111	$ 388
60" Dual Sided End 2-2	**U8K60DE2**	S	U6B60D ⊔ 2	$ 323
60" Dual Sided 1-1-1	**U8K60DS111**	S	U6B60DS111	$ 399
66" Dual Sided 2-2-2	**U8K66D222**	S	U6B66DS222 or U6B66D ⊔ 2C2	$ 465
72" Dual Sided 2-2-2	**U8K72D222**	S	U6B72DS222 or U6B72D ⊔ 2C2	$ 474
78" Dual Sided 2-2-2	**U8K78D222**	S	U6B78DS222 or U6B78D ⊔ 2C2	$ 485
84" Dual Sided 2-2-2	**U8K84D222**	S	U6B84DS222 or U6B84D ⊔ 2C2	$ 496
90" Dual Sided End 2-2-2-2	**U8K90DE4**	S	U6B90D ⊔ 4	$ 617
90" Dual Sided 2-2-2	**U8K90D222**	S	U6B90DS222	$ 507
96" Dual Sided End 2-2-2-2	**U8K96DE4**	S	U6B96D ⊔ 4	$ 628
96" Dual Sided 2-2-2	**U8K96D222**	S	U6B96DS222	$ 518

Example below shows jumpers and blocks included with Beam Power Kit **U8K48DE2**. Receptacles are ordered separately on page 64 to allow circuit(s) to be specified.

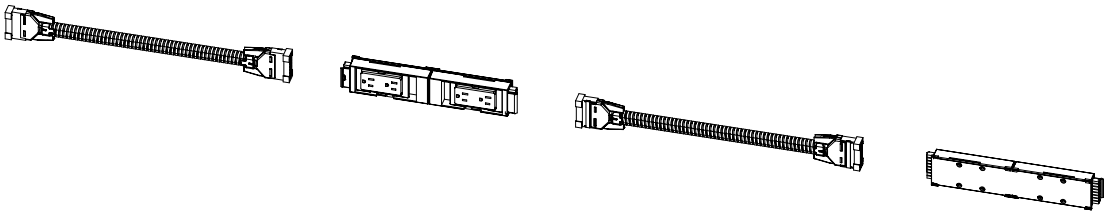

How to specify —

Select the Model Number from above.

1st Option:

Color *(if applicable)*:

P Black

U 8 | | | | | | | | **P**

Examples: **U87JB.P** **U8K36DE1.P** **U8K54DS111.P**

S ***Shippable by small-package carrier.***

Electrical

For specification information see pages 46-61.

GSA SIN 711-1

U87U501

Description	Model	List Price
Duplex Receptacles		
Circuit 1	**U87U501** S	$ 40
Circuit 2	**U87U502** S	$ 40
Circuit 3 (3 + 1)	**U87U503** S	$ 40
Circuit 3 (2 + 2)	**U87U506** S	$ 40
Circuit 4 — isolated/dedicated	**U87U504** S	$ 40

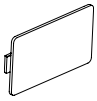
USBEC2

Description	Model	Chicago Code Model	List Price P1 Core	P2 Select	P3 Accent
Electrical Accessories					
Beam Electrical Covers — 2 Pack	**USBEC2** S	**USBEC2CH** S	$ 39	$ 39	$ 39
Beam Electrical Covers — 12 Pack	**USBEC12** S	**USBEC12CH** S	$ 135	$ 135	$ 135

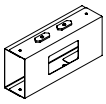
U8DSPSS

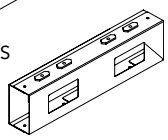
U8DSPSD

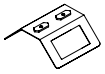
U8BBDM

Description	Model	List Price Core	Select	Accent
Mounting Components for Below Beam Electrical				
Below Beam Shroud* — For Single Power Block (one unit for 24"W power harness, two units for 36"W to 102"W harnesses)	**U8DSPSS** S	$ 108	$ 115	$ 120
Below Beam Shroud* — For Double Power Block (for 30"W Power Harness)	**U8DSPSD** S	$ 134	$ 141	$ 146
Below Beam Data Mount 4"W x 4⅞"D (2 – 1.375" x 2.600" cutouts, one facing each side of beam)	**U8BBDM** S	$ 54	$ 59	$ 64

*Includes mounting components.

ATADF3

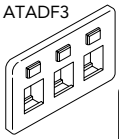

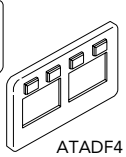
ATADF4

Description	Model	List Price
AMP Data Faceplates (will not work in beams)		
Three-Port Flex-Mode Faceplate, Black (E4)	**ATADF3** S	$ 22
Four-Port Flex-Mode Faceplate, Black (E4)	**ATADF4** S	$ 22

Notes: TADF3 can install up to 3 jacks (CAT 3, 5E or 6). TADF4 can install 4 jacks (CAT 3, 5E or 6).

ATADJ5

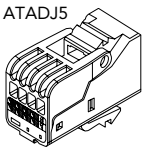

Description	Model	List Price
Jacks		
AMP RJ45 CAT 5E Jack — Black only (AMP model # 1116604-2) Toolless	**ATADJ5** S	$ 43
AMP RJ45 CAT 6 Jack — Black only (AMP model # 1375055-2) Requires Tool	**ATADJ6** S	$ 57

How to specify — Select the Model Number from above.	*1st Option:* **Electrical Receptacle Color** *(if applicable)*:	*1st Option:* **Paint Color** *(if applicable)*:	*1st Option:* **Data Faceplate Color** *(if applicable)*:
_ _ _ _ _ _ .	E _	C S A	E _

Examples: **U87U501.E9** **USBEC2.P7G** **ATADF4.E4**

S *Shippable by small-package carrier.*

For specification information see page 51 and for beam mounted shelf page 112.

GSA SIN 711-1

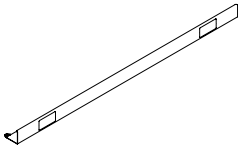

U942BWLCM

Description	Model	List Price P1 Core	P2 Select	P3 Accent
Beam Mounted User Wire Manager — *Low Capacity Painted Metal (order clips below)*				
24"W Beam Mounted	**U924BWLCM** S	$ 86	$ 93	$ 101
30"W Beam Mounted	**U930BWLCM** S	$ 103	$ 110	$ 118
36"W Beam Mounted	**U936BWLCM** S	$ 118	$ 126	$ 135
42"W Beam Mounted	**U942BWLCM** S	$ 134	$ 142	$ 151
48"W Beam Mounted	**U948BWLCM** S	$ 151	$ 161	$ 174
54"W Beam Mounted	**U954BWLCM** S	$ 167	$ 177	$ 190
60"W Beam Mounted	**U960BWLCM** S	$ 178	$ 190	$ 206
66"W Beam Mounted	**U966BWLCM** S	$ 244	$ 256	$ 272
72"W Beam Mounted	**U972BWLCM** S	$ 269	$ 283	$ 302
78"W Beam Mounted	**U978BWLCM** S	$ 307	$ 321	$ 340

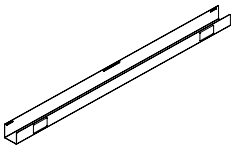

U942BWHCM

Beam Mounted Wire Manager — *High Capacity Painted Metal (order clips below)*				
24"W Beam Mounted	**U924BWHCM** S	$ 118	$ 126	$ 135
30"W Beam Mounted	**U930BWHCM** S	$ 123	$ 131	$ 140
36"W Beam Mounted	**U936BWHCM** S	$ 146	$ 156	$ 169
42"W Beam Mounted	**U942BWHCM** S	$ 167	$ 177	$ 190
48"W Beam Mounted	**U948BWHCM** S	$ 188	$ 200	$ 216
54"W Beam Mounted	**U954BWHCM** S	$ 188	$ 200	$ 216
60"W Beam Mounted	**U960BWHCM** S	$ 221	$ 235	$ 254
66"W Beam Mounted	**U966BWHCM** S	$ 263	$ 277	$ 296
72"W Beam Mounted	**U972BWHCM** S	$ 291	$ 307	$ 329
78"W Beam Mounted	**U978BWHCM** S	$ 321	$ 337	$ 359

U9BWMC

Wire Manager Clips (also used for Beam Mounted Shelf)				
5 Pack of Clips	**U9BWMC** S	$ 54	$ 59	$ 64

Note: See chart on page 51 for quantity of clips required.

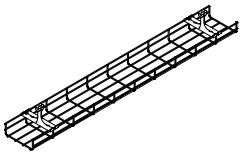

U942BWB

Description	Model	List Price
Wire Basket— PR6 Silver Only		
42"W Mounted Below Beam	**U942BWB** S	$ 193
54"W Mounted Below Beam	**U954BWB** S	$ 211
66"W Mounted Below Beam	**U966BWB** S	$ 222

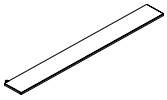

Description	Model	List Price P1 Core	P2 Select	P3 Accent
Beam Mounted Metal Shelf — 5"D (order mounting clips separately — see page 51)				
24"W	**U924BMS**	$ 98	$ 106	$ 115
30"W	**U930BMS**	$ 109	$ 117	$ 126
36"W	**U936BMS**	$ 119	$ 129	$ 142
42"W	**U942BMS**	$ 130	$ 140	$ 153
48"W	**U948BMS**	$ 141	$ 153	$ 169
54"W	**U954BMS**	$ 157	$ 169	$ 185
60"W	**U960BMS**	$ 178	$ 192	$ 211

How to specify —

Select the Model Number from above.

U 9 _ _ _ _ _ _ _ . _ _ _

1st Option:

Paint:

C S A

Wire Basket PR6 only.

Examples: **U924BWLCM.PR6** **U9BWMC.PR6** **U942BWB.PR6**

S ***Shippable by small-package carrier.***

Electrical & Data

Power Harnesses, Pass-Thru Cables, and Dual Eight-Circuit

Electrical power harnesses can be used to distribute power by attaching them below Further beams. **Power blocks** on electrical power harness and pass-thru harness accept duplex receptacles.

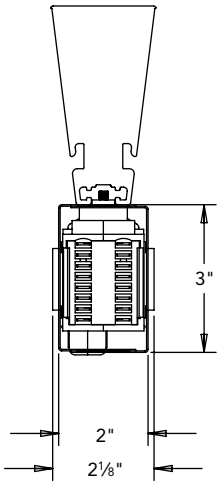

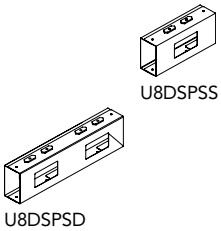

Below Beam Electrical

- In-feed and duplexes ordered separately.
- Can be used with any Allsteel standard 15 amp or 20 amp duplex.
- Cannot be used with beam mounted modesties.
- Utilizes standard panel system electrical harnesses 8712XX, pass thru cables 8710XX (w/o power block) and 8711XX (w/power block).
- Harnesses snap onto mounting brackets installed into bottom channel of beam.

Average Power User

- Recommend harness(es) 6" longer than beam length. See illustration on page 61.
- Duplexes will be 7⅝" from end of beam on either end.
- Each user will have two duplexes.
- 24" power harness requires 1–U8DSPSS, 30" power harness requires 1–U8DSPSD, all other power harnesses require 2–U8DSPSS shrouds. See illustration on page 61.

Heavy Power User

- Recommend following illustrations on page 61.
- Duplexes will be centered on beams.
- Each user will have at least four duplexes.
- Each 30" power harness requires 1–U8DSPSD. Each 36", 42", or 48" power harness requires 2–U8DSPSS shrouds. See illustration on page 61.

For specification information see page 66.

GSA SIN 711-1

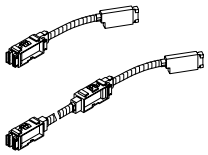

Description	Max. Recept. Cap. per Panel Side	Four-circuit 3 + 1 2 + 2		Three-circuit Separate Neutrals		List Price
Electrical Power Harnesses						
24"W	1	A871224	S	A871224A		$ 221
30"W	2	A871230	S	A871230A		$ 221
36"W	2	A871236*	S	A871236A		$ 221
42"W	2	A871242*	S	A871242A		$ 235
48"W	2	A871248*	S	A871248A		$ 235
54"W	2	A871254	S	A871254A		$ 227
60"W	2	A871260*	S	A871260A		$ 235
66"W	2	A871266	S	A871266A		$ 227
72"W	2	A871272	S	A871272A		$ 236
78"W	2	A871278	S	A871278A		$ 260
84"W	2	A871284	S	A871284A		$ 260
90"W	2	A871290	S	A871290A		$ 282
96"W	2	A871296	S	A871296A		$ 282
102"W	2	A8712102	S	A8712102A		$ 302

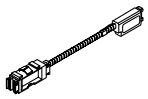

Electrical Pass-Thru Harnesses with Power Block						
24"W	1	A871124	S	A871124A		$ 137
30"W	1	A871130	S	A871130A		$ 137
36"W	1	A871136*	S	A871136A		$ 137
42"W	1	A871142*	S	A871142A		$ 144
48"W	1	A871148*	S	A871148A		$ 144
60"W	1	A871160*	S	A871160A		$ 144
72"W	1	A871172	S	A871172A		$ 193
96"W	1	A871196	S	A871196A		$ 226
120"W	1	A8711120	S	A8711120A		$ 262
144"W	1	A8711144	S	A8711144A		$ 299

*Electrical harnesses are intended for use with Allsteel systems furniture and are approved under GSA SIN 711-1. When purchased separately and used without Allsteel systems furniture, those electrical harnesses marked by (*) are considered Open Market.

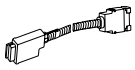

Electrical Pass-Thru Cable without Power Block						
18"W	0	A871018	S	A871018A		$ 124
24"W	0	A871024	S	A871024A		$ 124
30"W	0	A871030	S	A871030A		$ 124
36"W	0	A871036	S	A871036A		$ 124
42"W	0	A871042	S	A871042A		$ 130
48"W	0	A871048	S	A871048A		$ 130
60"W	0	A871060	S	A871060A		$ 130
72"W	0	A871072	S	A871072A		$ 180
96"W	0	A871096	S	A871096A		$ 216
120"W	0	A8710120	S	A8710120A		$ 251
144"W	0	A8710144	S	A8710144A		$ 282

Note: Four-circuit components and Three-circuit components (with an "A" suffix) cannot be connected together.

Jumpers						
17" Jumper for Adaptive				U87U317A	S	$ 90
19" Jumper for Adaptive				U87U319A	S	$ 93
27" Jumper				U87U327A	S	$ 104
36" Jumper		A871336	S	A871336A	S	$ 114

How to specify —	*1st Option:*
Select the Model Number from above.	**Color:**
	P Black
	P

Examples: **A871224.P** **A871224A.P** **A871124.P**

S *Shippable by small-package carrier.*

Collaborative Hub

GSA Reference Page

A Collaborative Standalone Hub provides access to power and data in teaming spaces in areas outside of the primary work area.

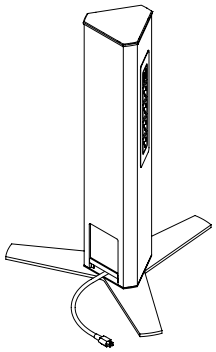

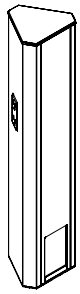

Hardwired — requires floor anchor

	Multiple simplexs/USB on a single face		Duplexes on 2 sides – Modular Power System*	
Step 1 — Power arrangement				
Hardwired	U8HU1P4H	1 USB 4 Simplex Hardwired	U8HSK2H	2 Sided Power Block Kit – Hardwired
Corded	U8HU1P4C	1 USB 4 Simplex Corded	N/A	
Step 2 — Hub				
	U6H2S	Hub – Non-Ported	U6H2P2	Hub – Ported (2 Side Ports)
Step 3 — Faceplate				
	U3HTPCF	Collaborative Hub Faceplate	NA	
Step 4 — Top Trim				
	U3THFW Hub Trim for Freestanding w/o Beams			
Step 5 — Freestanding or Floor Anchored				
Freestanding**	U6HB3	Hub Base 3 Feet	NA	
Floor Anchored (hardware not supplied)	U3HAI	Hub Anchor – Internal		
	U3HAE	Hub Anchor – External (for use over floor box)		

*Order duplexes and base infeed separately for 3-sided hub.
**Freestanding hub needs 3 feet (U6HB3) unless anchored to floor.

Collaborative Hub (Page 70)
- Hubs can carry power and data.
- Hubs can be ordered as ported or non ported. For non-ported hub see page 40.
- Hubs have one removable face for installation of power and data.
- Removable face has a sliding access door for in-feed cabling. In-feed can also enter through cut-out in underside of unit — see page 48 for dimensions.
- Collaborative ported hubs require power kits and circuit specific receptacles – each ordered separately. See pages 68-71.
- Hub base kits can be specified without leveling for collaborative applications.

Hub Faceplate (Page 70)
- Replaces the one removable hub face for installation of collaborative simplex power and data kit.

Hub Top Trim (Page 70)
- Required to finish top of a standalone hub where no beams are utilized.

Hub Base Kits (Page 70)
- Used in applications where hub is freestanding. Required when anchor kits are not used.
- Units have three feet. Each foot extends 9" from center, see illustration below.
- Use non-leveling under U6HB3 for collaborative standalone hubs.

Hub Floor Anchor Kits (Page 70)
- Floor anchor kits can be used to anchor a stand-alone hub to the floor and cannot be used in conjunction with a footed base.
- A floor anchor kit may be required with hard wired electrical depending on local code.
- Fastener hardware not supplied — use appropriate hardware for floor type.
- Use internal anchor kit U3HAI when hub is not directly over data or electrical floor box. Bracket and fasteners are under hub and not visible.
- Use external anchor kit U3HAE when hub is directly over data or electrical floor box. Brackets and fasteners are visible outside of the hub.
- Floor anchor kits can also be used to anchor hubs supporting beams if desired.

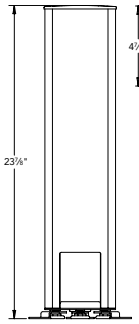

Hub with U3HAI base

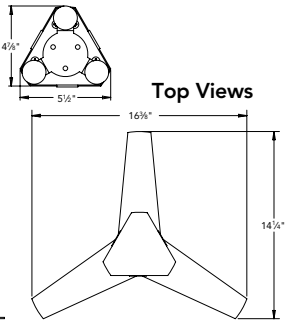

Top Views

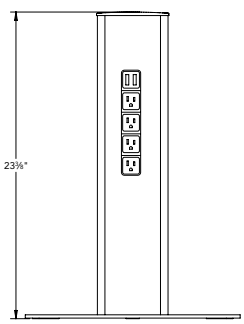

Hub with U6HB3 base

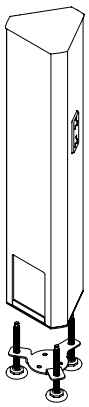

U3HAI Internal

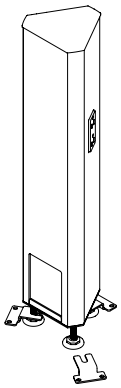

U3HAE External

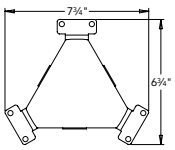

Collaborative Hub

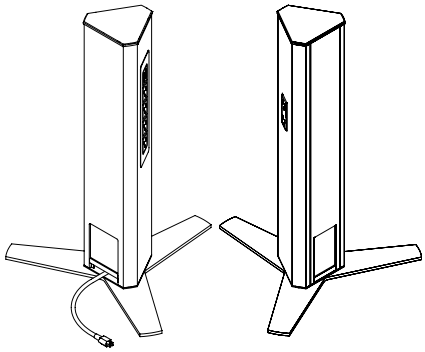

Description, Quantity, and Model Numbers for Collaborative Hubs (shown above)

	Non-Ported	Ported
Hub	1 – U6H2S	1 – U6H2P2
Top Trim	1 – U3THFW	1 – U3THFW
Hub Faceplate	1 – U3HTPCF	N/A
Power Kit(s)	1 – U8HU1P4C	1 – U8HSK2H
Receptacles	N/A	2 – U87U501
In-feed	N/A	877006
Base	1 – U6HB3	1 – U6HB3

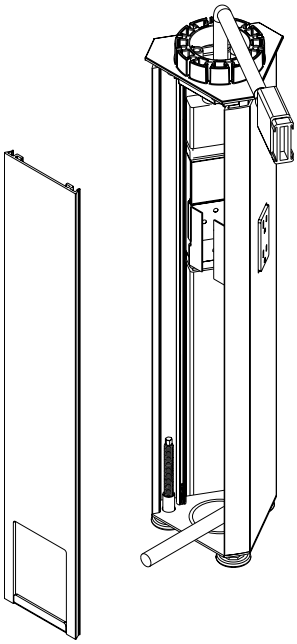

GSA Reference Page

Hub Collaborative Power Kits (page 71)

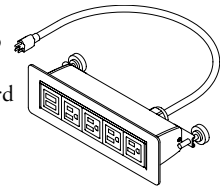

- Single sided power that can be located on hub cover face only.
- Can be either hardwired or corded — 72" cord or whip is standard.
- Requires collaborative hub faceplate model U3HTPCF, ordered separately, to replace standard faceplate on U6H2S hub non-ported.
- Cannot be used with powered beams or as a part of modular power system.
- Four power outlets and one USB are standard, anywhere from 2-8 outlets can be ordered as a special.
- One active USB and four power can be ordered as standard. Any combination can be ordered as a special.
- Simplexes can be oriented in any direction as a special.
- Outlet and cord color are available in black or white. Other colors are available as a special with extended lead times. Special colors are not color matched to any Allsteel colors.
- Face plate of power module can be specified in Black P27, Brilliant White PQ8, Silver PR6 and Brownstone P7D. Other core, select, and accent colors available as special order with extended lead times.

Hub 2-Sided Power Block Kits (page 71)

- 2-Sided power kit U8HSK2H requires hub ported U6H2P2 and can be used for either collaborative hub applications, freestanding beam applications, or in tethered beam applications. See illustration at left.
- Order in-feed and circuit specific duplex receptacles separately.
- Only one beam can be powered from a ported hub when using the 2-sided power kit. Requires beam-to-beam jumper U87JB, order separately.
- Requires in-feed cable.

Duplex Receptacles (page 71)

- Duplex receptacles snap into power blocks of power kits.
- Receptacles cannot be back-to-back in beam applications.
- Ordered separately, receptacles are available in eight colors and are labeled to indicate circuit number: 1, 2, 3, or 4.

Receptacle Color Recommended to Coordinate with Paint Color

Recommended Paint Color	Receptacle Color
Brilliant White — PQ8	White — EW
Carob — P52	Black — E4
Champagne Metallic — PR5	Muslin — EU
Fossil — P28	Flint — E9
Gunmetal Metallic— PR3	Brownstone — EY
Parchment — P93	Muslin — EU
Platinum Metallic — PR2	Loft — EV

Electrical Covers (page 71)

- Fits into duplex receptacle openings in Further ported beams or hubs in place of duplex receptacle.
- Specify paint color.

Electrical In-Feeds Cables (page 71)

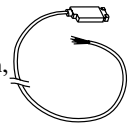

- In-feed cable connects to a power kit in the hub or beam, transverses through the beam, hub and/or power pole and terminates in a junction box.
- Available in sealtight cable in 6' or 12', or in flex cable in 12' or 18' lengths. Consult your electrician to ensure the planned electrical load and cabling is within permissible national and local code limits.

Collaborative Hub

NEW! 2-Sided Hub Available 1/5/2017

Further™ — Collaborative Hub

For specification information see page 68.

GSA SIN 711-1

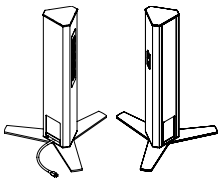

Description	Model	List Price Core	Select	Accent
Collaborative Hub — Kits (must order feet or anchor kit)				
Single Sided Hardwire (1 USB, 4 Simplex)	**U6H2SCU1P4H** S	$ 1633	$ 1650	$ 1671
Single Sided Corded (1 USB, 4 Simplex)	**U6H2SCU1P4C** S	$ 1573	$ 1590	$ 1611
2-Sided Hardwire (2 Duplexes — order duplexes and in-feed separately)	**U6H2PC2** S	$ 995	$ 1010	$ 1030

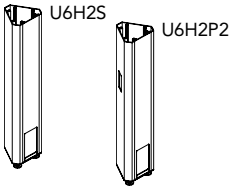

Description	Model	Core	Select	Accent
Hub — Seated Height				
Hub Non-Ported	**U6H2S**	$ 539	$ 556	$ 577
Collaborative Hub Ported (2 Side Ports)	**U6H2P2** S	$ 620	$ 635	$ 655

NOTE: Order electrical components separately on page 71.

U3HTPCF

Description	Model	Core	Select	Accent
Hub Faceplate				
Collaborative Hub Faceplate	**U3HTPCF** S	$ 71	$ 76	$ 81

NOTE: Order electrical components separately on page 71.

U3THFW

Description	Model	Core	Select	Accent
Hub Top Trim				
Freestanding Top Trim (Triangular for hub without beams)	**U3THFW** S	$ 76	$ 81	$ 86

U6HB3

U3HAI

U3HAE

Description	Model	Core	Select	Accent
Hub Base Kit and Anchors				
Hub Base Kit — 3 Feet non-leveling	**U6HB3** S	$ 161	$ 173	$ 189
Anchor — Internal (Black only)	**U3HAI** S	$ 44	N/A	N/A
Anchor — External (Core or Select)	**U3HAE** S	$ 44	$ 44	N/A

How to specify —	*1st Option:*	*2nd Option:*	*3rd Option:*	*4th Option:*
Select the Model Number from above.	**Electrical Color for Single Sided Hub Kit** *(if applicable)*: **BLK** Black, **WHT** White	**Trim Faceplate for Single Sided Hub Kit** *(if applicable)*: **P27** Black, **P8Q** Brilliant White, **P7D** Brownstone, **PR6** Silver	**Paint** *(if applicable)*: C S A	**Electrical Color for Three Sided Hub Kit** *(if applicable)*: **P** Black
_ _ _ _ _ _ .	_ _ _	_ _ _	_ _ _	P

Examples: **U6H2SCU1PH.WHT.PR6.PR6** **U6H2P2.P02** **U3HTPCF.P7B** **U3HAI.P** **U3HAE.PR6**

S *Shippable by small-package carrier.*

Collaborative Hub

For specification information see page 69.

GSA SIN 711-1

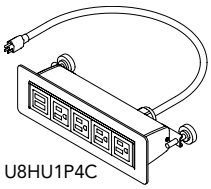
U8HU1P4C

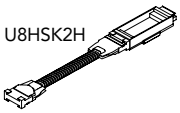
U8HSK2H

Description	Model	List Price
Hub Power Kits (Black or White)		
Collaborative — 1 USB / 4 Simplex (Hardwired)	**U8HU1P4H** S	$ 949
Collaborative — 1 USB / 4 Simplex (Corded)	**U8HU1P4C** S	$ 889
Hub 2-Sided Power Block Kit — Blocks for 2 Duplexes	**U8HSK2H** S	$ 375

U87U501

Duplex Receptacles		
Circuit 1	**U87U501** S	$ 40
Circuit 2	**U87U502** S	$ 40
Circuit 3 (3 + 1)	**U87U503** S	$ 40
Circuit 3 (2 + 2)	**U87U506** S	$ 40
Circuit 4 — isolated/dedicated	**U87U504** S	$ 40

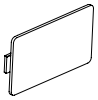
USBEC2

Description	Model	Chicago Code Model	List Price P1 Core	List Price P2 Select	List Price P3 Accent
Electrical Accessories					
Beam Electrical Covers — 2 Pack	**USBEC2** S	**USBEC2CH** S	$ 39	$ 39	$ 39
Beam Electrical Covers — 12 Pack	**USBEC12** S	**USBEC12CH** S	$ 135	$ 135	$ 135

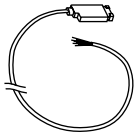

Description	Four-circuit 3 + 1 2 + 2	List Price
Electrical In-Feed Cables		
12' Flex Cable and Ceiling In-Feed	**A871912** S	$ 254
18' Flex Cable and Ceiling In-Feed	**A871918** S	$ 319
12' Sealtight Cable Power In-Feed	**A877012** S	$ 310

How to specify —	*1st Option:*	*1st Option:*	*1st Option:*	*1st Option:*
Select the Model Number from above.	**Hub Collaborative Power Kits** *(if applicable)*: **BLK** Black **WHT** White	**Electrical Block or Infeed Color** *(if applicable)*: **P** Black	**Electrical Receptacle Color** *(if applicable)*:	**Paint Color Beam Electrical Covers** *(if applicable)*: G S A
_____ .	___	P	E ___	___

Examples: **U8HU1P4C.WHT** **U8HSK2H.P** **U87U501.E9**

S *Shippable by small-package carrier.*