

4800 Series SC

catalog



Seating • Student Desks • Combos/Chair Desks • Activity Tables • Technology • Commercial



SCHOLAR
CRAFT™

The Scholar Craft Story

Devoted to excellence and committed to quality, Scholar Craft has continuously designed and manufactured ergonomic, durable and practical school furniture since 1956. In a manufacturing world where the term “Made in America” has been used loosely or lost in semantics, Scholar Craft proudly produces the very finest truly American made school furniture. Operating six facilities in three states, we are continually investing in the future... upgrading our operations, our talent and our capabilities. Scholar Craft products are designed for today’s students and tomorrow’s leaders. Scholar Craft’s main production assembly facility and corporate offices are located on 95 acres in Tarrant, Alabama (Birmingham area) and is supplied with injection molded plastic, structural steel and powder coated frames from two of our manufacturing facilities in the area. Our thermofuse and high pressure laminate table tops and work surfaces are produced in our 250,000 square foot plant in Ft Smith, Arkansas. In 2007, we acquired the Melsur Corporation, the world’s leading supplier of premium solid plastic molded melamine components for the school furniture industry. Melsur is located on 7.3 acres and operates

a 90,000 square foot manufacturing plant on the Scholar Craft campus. Melsur supplies solid plastic for not only Scholar Craft, but numerous competing manufacturers and is the largest manufacturer of American made product. Our vertical integration, volume capacity, depth of line and finish selection have made Melsur the gold standard for design and durability. The 2010 purchase of CDF Corporation, a Massachusetts based classroom furniture manufacturer, increased our depth of line while broadening our national distribution. CDF produces premium solid and soft plastic furniture and has an outstanding reputation in the marketplace. Stewardship to the environment is a responsibility we take very seriously. All of our products are MAS certified for indoor air quality. All of the Melsur Corporation products are made from 100% recycled hardwoods. While Scholar Craft is larger and far more diverse than our beginning over fifty years ago, our core values have never wavered. We build furniture that promotes and enhances the education process...furniture that ergonomically supports students, design that stimulates minds and longevity that guarantees years of productive use.



Contents

Kaleidoscope

- 2. Kaleidoscope Introduction
- 3. 4700 Series
- 4. 4600 / 4900 Series
- 5. 4800 Series
- 6. 4500 Series
- 7. Kaleidoscope Stand Height Series

Ovation

- 8. Ovation Introduction
- 9. Ovation 3400
- 10. Ovation 3100
- 11. Ovation 310 / 310L Series
- 12. Ovation 3800
- 13. Ovation 3200
- 14. Ovation 3600 Series
- 15. Ovation 3700 Series

Accolade

- 16. Accolade 1600 Series
- 17. Accolade 160 / 160L
- 18. Accolade 1600 Student Desk
- 19. Accolade 6000 Combo Series

Seating

- 20. 120 Series
- 21. 100 Series
- 22. 140 Series
- 23. 180 series
- 24. 190 / 190L & Stools
- 25. 150 Series

Desks

- 26. 3550 Adjustable Cantilever Desk
- 27. 3500 Series
- 28. 4400 Series
- 29. 7490 Series Two Student
- 30. 2200 / 2900
- 31. 2400 / 2700 / 2800
- 32. 7800 / 7900
- 33. 7950
- 34. 1500 / 7400
- 35. 2100 / 2350

Combos

- 36. 600 Series
- 37. 800 Series
- 38. 400 Series
- 39. 500 Series
- 40. 700 Series
- 41. 900 Series

Computer Tables

- 42. 7790 Oval Tube CompuTable
- 43. 8700 Series CompuTable

Activity Tables

- 44. 8400 Act Table
- 45. 9400 Act Table
- 46. Activity Table Leg Compatibility Chart
- 47. Utilitan Table

Event Seating

- 48. 2250
- 49. 2000 (with cart/dolly)

Colors

- 50. Ovation Poly / Accolade Poly
- 51. 120 Series / 100 Series / 140 Series Poly
- 52. Solid Plastic Seats & Backs / Work Surfaces
- 53. Kaleidoscope Work Surfaces
- 54. Laminates / Thermofuse / Frames
- 55. Activity Table T-Mold/Herculene Edge Treatment
- Event Seating Poly and Frames / Fabrics
- 56. Terms & Conditions
- 57. Terms & Conditions

A continually changing pattern of shapes and colors, Scholar Craft's Kaleidoscope™ student desk series promotes educational collaboration and creativity while allowing educators to design their own unique and dynamic learning environment. Designed for the 21st Century classroom, Kaleidoscope offers five work surface shapes that provide a full range of educational collaborative options.

k • a • l • e • i • d • o • s • c • o • p • e



In an association where form and function combine, the Kaleidoscope Series desk frame supports the work surface patterns with a rugged, stable platform. The gentle arched cross braces offer design application while welcoming the user to the desk. Height adjustable from 22" to 32" to support a wide range of student sizes with dual adjustment bolts to guarantee wobble-free support. The solid plastic work surface has a contoured comfort edge on user side with a soft radius perimeter.



Kaleidoscope 4700 Series

Scholar Craft's popular triangle design work surface supports right or left-handed users while offering an educational platform designed for dynamic collaboration. With a multitude of configuration possibilities, the 4700 Series stands apart from traditional student desks. Whether your requirements are for individual users, groups or teacher focused layouts, this series supports every classroom.



Model
4700

Height Adjustment Range
22" - 32"

Options
Poly Book Box
Wire Book Rack
Book Bag Hook
Nylon, Steel or Felt Glides

Series Trapezoid Top

Trapezoid work surface with our unique Kaleidoscope frame. Support six students (4600) and eight students (4900) in a collaborative circular configuration or tailor the classroom to your specific educational requirements.



Model
4600 Trap Six
4900 Trap Eight

Adjustable Height Range
22" - 32"
22" - 32"

Options
Poly Book Box
Wire Book Rack
Book Bag Hook
Nylon, Steel or Felt Glides



A Scholar Craft exclusive, the 4800 Series desk top design offers a unique diamond shape while maintaining a smaller classroom footprint, making this series ideal for collaborative learning when space is a premium. The desk top offers students a generous space to learn. The six collaborative sides of the 4800 Series provide for a myriad of educational configurations. Pods of three, six, eight or more are all possible.



Model
4800

Adjustable Height Range
22" - 32"

Options
Poly Book Box
Wire Book Rack
Book Bag Hook
Nylon, Steel or Felt Glides

4500

Series Rectangle

The 4500 Series breathes life into the standard educational work surface. Kaleidoscope elevates the traditional rectangular shape to a new level of excitement. Collaborate, configure and educate in options that promote interaction in the classroom.



Model
4500

Adjustable Height Range
22" - 32"

Options
Poly Book Box
Wire Book Rack
Book Bag Hook
Nylon, Steel or Felt Glides

Kaleidoscope Stand

Stand height options for all of the Kaleidoscope work surfaces. Stand height units offer an extra set of arched leg supports and allow classroom use that seamlessly blends with the standard Kaleidoscope desks. Collaborate while standing in style.



Model
4990 Trap Eight
4890 Diamond
4790 Triangle
4690 Trap Six
4590 Rectangle

Adjustable Height Range
32" - 42"
32" - 42"
32" - 42"
32" - 42"
32" - 42"

Options
Poly Book Box
Wire Book Rack
Book Bag Hook
Nylon, Steel or Felt Glides



3400 Series Student Chair

O V A T I O N

The classroom chair has gone through an evolutionary process. Once considered only a platform to keep a child rigidly in place, the chair has now become an integral part of education. Ergonomics, flexibility and value have replaced traditional seating. Ovation stands apart from the competition for the quality of its shell. Flexible, ergonomic support with unmatched, superior quality in the molding process allows Ovation to be today's best value in classroom seating.

Ovation ergonomics combined with a world-class cantilevered frame. Our 13-gauge, HSLA (High Strength, Low Alloy) steel frame out performs the competition, while the unique glide design promotes "feet on the floor"...no tipping. Stacks for storage and nests securely on any work surface.



Ovation's fully plated frames and size options accommodate today's ever-changing student population. Color options to fit every pallet make Ovation the smart choice for any campus. Four-leg and cantilever frames, task, lab stool and swivel stool offerings round out this full line of student seating. Experience the quality of Ovation...What's in your classroom?



3418XL	XL	18"
3418	A	18"
3416	B	16"
3414	C	14"

Options
Nylon, Steel or Felt Glides



3100

Ovation

Series Student Chair

Proving that you do not need to compromise quality for price, Ovation redefines mainstream classroom furniture. True flexibility, high end design and student centered ergonomics. Compare Ovation to any competitor...you'll see...and feel the difference!



Model	Size	Seat Height
3118XL	XL	18"
3118	A	18"
3116	B	16"
3114	C	14"
3112	D	12"

Options
Optional 16-gauge or 14-gauge legs (16-gauge standard on XL model)
Nylon, Steel or Felt Glides
Casters
Seat Pad

310/310L

Ovation Series Task Chair / Lab Stool

Ovation design in a gas-lift, swivel task chair and lab stool offering. Sturdy five-star based with hooded 2" casters. Lab stool comes standard with a fully plated chrome foot ring.



Model	Size	Seat Height Range
310	Task	17" - 23"
310L	Lab	23" - 33"

Options
Nylon Glides
Seat Pad



3800

Ovation

Series Swivel Stool

All of the ergonomic benefits of our Ovation design in a four-leg swivel stool. Height adjustable for multiple applications with a foot ring welded to the exterior of the legs for comfort and enhanced stability.



Model	Size	Height Adjustment Range
3800 XL	XL	18" - 24"
3800	A	18" - 24"
3801XL	XL	24" - 30"
3801	A	24" - 30"
3818 XL	XL	18" Fixed Height
3818	XL	18" Fixed Height
3824XL	A	18" Fixed Height
3824	A	24" Fixed Height
3830 XL	XL	30" Fixed Height
3830	A	30" Fixed Height

Nylon, Steel or Felt Glides
Pads



3200

Ovation

Series Student Desk

Polystructural open front student desk. Ovation improves on current industry design... resulting in a stronger and more stable learning platform. This innovative desk unitizes the legs, book box and work surface creating a perfect work station for students. Dual adjustment bolts make every adjustable option steady and solid.



Model	Height Adjustable Range
3200	22"-29"

Options
Solid Plastic Work Surface
Laminate Work Surface
Herculene Edge Treatment (Laminate Only)
Nylon, Steel or Felt Glides

3600

Ovation

Series Combo

Ovation in a four-leg combination offering. Rock-solid frame supports a wide range of students.



Model	Size	Seat Height
3618XL	XL	18"
3618	A	18"

- Solid Plastic Work Surface
- Laminate Work Surface
- Herculene Edge Treatment (Laminate Only)
- Nylon, Steel or Felt Glides



3700

Ovation

Series Sled Based Combo

All of the ergonomic benefits of Ovation in sled based option. Dual entry allows easy access for students. Rock solid frame assure years of trouble free use in the classroom.



Model	Size	Seat Height
3718XL	XL	18"
3718	A	18"

- Options**
- Solid Plastic Work Surface
 - Laminate Work Surface
 - Herculene Edge Treatment (Laminate Only)
 - Nylon, Steel or Felt Glides

1600

Accolade

Series Student Chair

The ideal blend of flexibility and ergonomics. Our unique shell design promotes educational posture through innovative lumbar support. Standard 14-gauge frame stands up to any classroom environment. ACCOLADE will support your students while promoting education....Make sure your students get the ACCOLADE they deserve.



Model	Size	Seat Height	Options
1618XXL	XXL	20"	Nylon, Steel or Felt Glides
1618XL	XL	18"	
1618	A	18"	
1616	B	16"	
1614	C	14"	



160/160L

Accolade Gas Lift Task Chair / Lab Stool

ACCOLADE design in a gas-lift task chair or lab stool. Full 360 degree swivel on sturdy five-star base with 2" casters. Perfect for computer rooms or lab applications. Lab stool comes standard with a fully plated foot ring. When mobility is key, ACCOLADE has a solution.



Model	Size	Seat Height	Options
160	Task	17" – 23"	Glides
160L	Lab	23" – 33"	

1600

Accolade

Open Front Student Desk

The sculpted work surface welcomes students and assures proper alignment to the desk. Poly book box can be matched to the chairs or any theme in the classroom.



Model	Work Surface	Adjustable Height	Options
1600	19.5" x 25.5"	22" - 29"	Laminate Work Surface Herculene Edge Treatment (Laminate Only) Nylon, Steel or Felt Glides

6000

Accolade

Series Combo

The ACCOLADE four-leg combo provides a new level of ergonomic comfort with contemporary design. A comfortable posture-enhancing seat anchored on a solid steel frame is completed with a carefully sculpted work surface. The dual entry sled based option allows easy egress from either side for students. A rugged frame with ergonomic seat support promises years of service in the classroom.



Model	Size	Seat Height	Options
6618	A	18"	Solid Plastic Work Surface Laminate Work Surface Herculene Edge Treatment (Laminate Only) Nylon, Steel or Felt Glides
6718 Sled	A	18"	



120

Seating

Seating Series

The 120 Series has been our best-selling chair for over 50 years. Recognized for its superior value, the 120 Series provides unparalleled comfort with a cost effective option to meet any budget requirement. Available in four leg, sled based, casters and task / lab stool options, this series has a solution for every classroom.



Model	Size	Seat Height
129	XL	18.5"
127	A	17.5"
125	B	15.5"
123	C	13.5"
121	D	11.5"
1209	E	9.5"
127 Sled	A	17.5"
125 Sled	B	15.5"
123 Sled	C	13.5"
110 Task	A	15" - 20"
110L Lab	A	20" - 28"

Options
 Nylon, Steel or Felt Glides
 Wire Book Rack
 Casters
 Seat Pads

100

Seating

Budget friendly with traditional design, the 100 Series supports every student. The chair has a sturdy polypropylene shell on a solid A-frame leg design. Seen on the hit show "Glee" in the choir room scenes.



Model	Size	Seat Height
1018	XL	18.5"
1017	A	17.5"
1015	B	15.5"
1013	C	13.5"
1011	D	11.5"
1009	E	9.5"

Options
 Nylon, Steel or Felt Glides



140

Seating

Seating Series

The 140 Series is ergonomically designed for seating comfort. This chair provides superior functionality and durability when compared to any other two-piece molded chair on the market.



Model	Size	Seat Height
147	A	17.5"
145	B	15.5"
143	C	13.5"
141	D	11.5"

Options
 Nylon, Steel or Felt Glide
 Book basket
 Band Pitch



180

Seating

Solid Plastic Series

Strength...Beauty...Durability. The 180 Series represents unsurpassed value in a 5/8" solid plastic option. Recognized by the industry as the strongest solid plastic chair offered in today's market.



Model	Size	Seat Height
187	A	17.5"
185	B	15.5"
183	C	13.5"
181	D	11.5"
180	Adj	12" - 15"
187 Sled	A	17.5"
185 Sled	B	15.5"
183 Sled	C	13.5"

Options
 Nylon, Steel or Felt Glides
 Sled Based Option
 Wire Book Rack
 Casters

190 / 190L

Seating

Series Gas Lift Task Chair/Lab Stool



190L

The 190 Series offers our rugged 5/8" solid plastic as the user platform of a swivel gas-lift task chair. When mobility is required, this series is perfect for applications in computer labs and as a teacher's chair. Lab stool option comes standard with a fully plated foot ring.

Model	Size	Height Adjustment Range
190	Task	15" - 20"
190L	Lab	20" - 28"

Options
Glides

300

Series Stools

Solid Plastic, 12.75" diameter stool with full chrome base with foot ring in adjustable or fixed heights.



Model	Height
300	18" - 24" Adj
301	24" - 30" Adj
318	18" Fixed
324	24" Fixed
330	30" Fixed

Options
Nylon, Steel or Felt Glides

150

Seating

Solid Plastic Series

The 150 Series has been the chair of choice for many schools nation-wide. Solid plastic seat and back with a 3/8" Melamine Resin design. Nickel-plated steel rivets extend through the seat and back to frame for superior strength and holding power. Four leg or sled based options.



Model	Size	Seat Height	Options
157	A	17.5"	Nylon, Steel or Felt Glides
155	B	15.5"	Sled Based Option
153	C	13.5"	Wire Book Rack
151	D	11.5"	
150	Adj	12" - 15"	
157 Sled	A	17.5"	
155 Sled	B	15.5"	
153 Sled	C	13.5"	



3550
Student Desks

Adjustable Cantilever Desk

Adjustable version of our best selling cantilever desk. Beefy 13-gauge HSLA (High Strength Low Alloy) frame has telescoping legs allowing a height adjustment range, in 1" increments, that will support students of all ages. The toe and heel glides are designed to prevent tipping and allow leveling (front toes). Standard solid plastic top has a comfort edge to welcome students.



Model	Work Surface	Adjustable Height Range
3550	19.5" x 25.5"	22" -32"

- Options**
- 19" x 26" Work Surface
 - Poly Book Box
 - Wire Book Rack
 - Book Bag Hook
 - Nylon, Steel or Felt Glides



3500 Cantilever Desk
Student Desks

Perfect companion to our cantilevered chairs, the 3500 offers a standard solid plastic ergo edge work surface with the strongest frame in the industry. Our unique glide design does not promote tipping while our sturdy cross-brace enhances student leg room. Frame is constructed with 13-gauge HSLA tubular steel.



Model	Work Surface	Height
3500	19.5" x 25.5"	30" Fixed Height

- Options**
- 19" x 26" Work Surface
 - Poly Book Box
 - Wire Book Rack
 - Book Bag Hook
 - Nylon, Steel or Felt Glides

4400

Student Desks

Series Student Desks

Cantilever/offset leg design. Oval tube legs with graceful curves, the 4400 Series provides all of the benefits of a cantilever desk with contemporary design. Standard work surface 18"x 24" with an optional 19"x 26". Leveling glides on all four points of contact.



Model	Height Adj Range
4400	23"-30"

- Options**
- Laminate Work Surface (18" x 24")
 - Laminate Work Surface (19" x 26")
 - Herculene Edge Treatment (laminate only)
 - Poly Book Box
 - Wire Book Rack
 - Book Bag Hook



7490

Series 2 Student Desks

Designed to complement our single student design, the 7400 Series offers a two-student option. Fully adjustable from 23" to 30", the series offers students collaborative education combined with graceful design. Fully adjustable from 23" to 30".



Model	Work Surface
7492060	20" x 60"
7492072	20" x 72"
7492460	24" x 60"
7492472	24" x 72"

- Options**
- Herculene Edge Treatment
 - Poly Book Box
 - Wire Book Rack
 - Book Bag Hook
 - Nylon, Steel or Felt Glides

2200 / 2900

Student Desks

Series Open Front Student Desk

Scholar Craft's traditional open front desks are highly versatile with outstanding durability and strength. Unitized, self-supporting steel frame with dual adjustment bolts to ensure stability at every height setting.



2900



2200

Model	Height Adjustment Range
2200 Poly Box	22" – 29"
2900 Steel Box	22" – 29"

- Options
- Solid Plastic Work Surface
 - Laminate Work Surface
 - Herculene Edge Treatment (laminate only)
 - Fixed height 29"
 - Nylon, Steel or Felt Glides


2400 / 2700 / 2800 Series

Student Desks

Our 2400 and 2700 Series offer a stable platform for every classroom application. Choose the 2400 Clearview option with wire book rack or the 2700 study desk. The 2800 Series offers a traditional lift-lid option. Constructed of heavy-duty 20-gauge steel with rolled edges for added strength and safety, the 2800 has two adjustable spring hinges and rubber bumper cushions to assure safe and quiet operation.



2700



2800



2400

Model	Height Adjustment Range
2400 Clearview	22" – 29"
2700 Study Top	22" – 29"
2800 Lift-Lid	22" – 29"

- Options
- Solid Plastic Work Surface
 - Laminate Work Surface
 - Herculene Edge Treatment (Laminate Only)
 - Fixed height 29"
 - Nylon, Steel or Felt Glides



7800 / 7900

Student Desks

Series Pedestal Student Desk

Two work surface size options highlight these pedestal desks. Functional design that is stylish and durable. Steel book box constructed of 20-Gauge steel with an embossed pencil tray. Frames are fully unitized and self-supporting with a brace for added strength. Dual attachment bolts for stable adjustment.



Model	Work Surface	Height Adjustment Range
7800 Steel Box	18" x 24" (Lam)	22" - 29"
7900 Poly Box	18" x 24" (Lam)	22" - 29"

- Options**
- Solid Plastic Work Surface (19" x 26")
 - Laminate Work Surface
 - Herculene Edge Treatment
 - Nylon, Steel or Felt Glides

7950

Student Desks

Series Two Student Pedestal Student Desk

All the features of our 7900 Series in a two-student configuration. Standard offering with heavy-duty 1 1/4" thick high pressure laminate work surface and two generous poly book boxes. Dual attachment bolts for stable adjustment.



Model	Work Surface	Height Adjustment Range
7950 Poly Box	24" x 48"	22" - 29"

- Options**
- Herculene Edge Treatment
 - Nylon, Steel or Felt Glides



1500
Student Desks

Jr. Executive Desk

The over-sized work surface with expansive storage makes this a favorite for early learners. The 1560 offers collaborative learning options for group study applications. Dual adjustment bolts for ultra-stable learning platform.



Model	Work Surface	Height Adjustment Range
1560	18" x 36"	22" - 29"

- Options**
Solid Plastic Work Surface (20" x 36")
Laminate Work Surface
Herculene Edge Treatment
Nylon, Steel or Felt Glides

*Right or Left Book Box

7400

Series Collaborative Learning Desk

Scholar Craft's 7400 Series Collaborative Learning Desks offer the very best of both worlds. Functional styling and durability that supports computer labs and easily adaptable for group study or individual learning environments...all at an attractive price. Standard 35" x 27" laminated work surface 1 1/4" thick. Adjustable glides on all four points of contact.



Model	Height Adjustment Range
7400	22"-30"

- Options**
Herculene Edge Treatment
Book Bag Hook



2100
Student Desks

ADA Access Student Desk

This ADA accessible student desk combines strength and functionality that blends perfectly into any classroom. Rock-solid frame with generous 20" x 36" solid plastic work surface.



Model	Work Surface	Height Adjustment Range
2100	20" x 36"	26" - 34"

- Options**
Nylon, Steel or Felt Glides

2350 Series Student Desk

Collaborative trapezoid work surface on an independent four leg frame.



Model	Height Adjustment Range
2350	22"- 29"

- Options**
Solid Plastic Work Surface
Laminate Work Surface
Herculene Edge Treatment
Wire Book Rack

600 Combos

Combo Series

Combo family that offers multiple seating options. Work surface available in Solid Plastic or laminate. Available in four seat heights including our "XL" version specifically designed for larger student seating needs. Beefy tube within a tube design utilized for added frame rigidity and strength on XL option.



Model	Size	Seat Height	Options
629 (Poly)	XL	18.5"	Solid Plastic Work Surface
627 (Poly)	A	17.5"	Laminate Work Surface
625 (Poly)	B	15.5"	Herculene Edge Treatment
623 (Poly)	C	13.5"	Wire Book Rack
659 (3/8" Solid Plastic)	XL	18.5"	Sled Base (A Size Only)
657 (3/8" Solid Plastic)	A	17.5"	
655 (3/8" Solid Plastic)	B	15.5"	
653 (3/8" Solid Plastic)	C	13.5"	
689 (5/8" Solid Plastic)	XL	18.5"	
687 (5/8" Solid Plastic)	A	17.5"	
685 (5/8" Solid Plastic)	B	15.5"	
683 (5/8" Solid Plastic)	C	13.5"	



800 Combos

Combo option offered with added tie-bar. Multiple seating options with 5/8" Solid Plastic or Laminate work surface options. Rectangular or Jumbo Tablet shaped work surface options.



Model	Size	Seat Height	Options
827 (Poly)	A	17.5"	Solid Plastic Work Surface
825 (Poly)	B	15.5"	Laminate Work Surface
857 (3/8" Solid Plastic)	A	17.5"	Herculene Edge Treatment
855 (3/8" Solid Plastic)	B	15.5"	Wire Book Rack
887 (5/8" Solid Plastic)	A	17.5"	Jumbo Tablet (A Size Only)
885 (5/8" Solid Plastic)	B	15.5"	

400
Chairdesks

Series Tablet Arm Chair Desk

Chair desk offering with a variety of seating options in Poly and Solid Plastic. Tablet Arm work surface available in 5/8" Solid Plastic or Laminate. Full height book rack designed to maximize storage



Model	Size	Seat Height	Options
427 (Poly)	A	17.5"	Solid Plastic Work Surface Laminate Work Surface Herculene Edge Treatment Wire Book Rack Sled Based Option (A Size Only)
425 (Poly)	B	15.5"	
457 (3/8" Solid Plastic)	A	17.5"	
455 (3/8" Solid Plastic)	B	15.5"	
487 (5/8" Solid Plastic)	A	17.5"	
485 (5/8" Solid Plastic)	B	15.5"	



500
Chairdesks

Series Trapezium Arm Chair Desk

Popular chair desk series with Trapezium shaped work surface in a variety of seating options. Work surface available in 5/8" Solid Plastic or Laminate. Full height book rack maximizes storage.



Model	Size	Seat Height	Options
527 (Poly)	A	17.5"	Solid Plastic Work Surface Laminate Work Surface Herculene Edge Treatment Wire Book Rack Sled Based Option (A Size Only)
525 (Poly)	B	15.5"	
557 (3/8" Solid Plastic)	A	17.5"	
555 (3/8" Solid Plastic)	B	15.5"	
587 (5/8" Solid Plastic)	A	17.5"	
585 (5/8" Solid Plastic)	B	15.5"	

700

Chairdesks

Series Open Front Combo

Unique combo with open front steel book box. Available with Poly or 5/8" Solid Plastic seating. Solid Plastic or Laminate work surface options.



Model	Size	Seat Height	Options
727 (Poly)	A	17.5"	Solid Plastic Work Surface
725 (Poly)	B	15.5"	Laminate Work Surface
787 (5/8" Solid Plastic)	A	17.5"	Herculene Edge Treatment
785 (5/8" Solid Plastic)	B	15.5"	Wire Book Rack



900

Chairdesks

Series Lift-Lid Combo

Unique Lift-Lid Combo with heavy-duty steel book box and full-width piano hinge assures safe, secure and quiet operation. Available with two seating options: Poly and 5/8" Solid Plastic. Solid Plastic or laminate work surface options.



Model	Size	Seat Height	Options
927 (Poly)	A	17.5"	Solid Plastic Work Surface
925 (Poly)	B	15.5"	Laminate Work Surface
987 (5/8" Solid Plastic)	A	17.5"	Herculene Edge Treatment
985 (5/8" Solid Plastic)	B	15.5"	Wire Book Rack

7790

Computer Tables

Series Oval Tube Computer Table

Style and strength give the CompuDesk functionality. Attractive adjustable cantilever oval tube leg design and non-restrictive side to side support offers maximum leg room. Options include wire management/privacy panel, keyboard tray, poly book box and backpack hanger. Height adjustable from 22" to 29".



Model	Size	Options
FS7792448	24" x 48"	Laminate Work Surface
FS7792460	24" x 60"	Herculene Edge Treatment
FS7792472	24" x 72"	WM/Privacy Panel
FS7793048	30" x 48"	Keyboard Tray
FS7793060	30" x 60"	Wire Book Rack
FS7793072	30" x 72"	Poly Book Box
		Back Pack Hook



8700

Computer Tables

Series Series CompuTable

The CompuTable Series offers a height adjustable computer workstation that provides unparalleled value. Fully unitized, 16-gauge welded frame. Stretcher top support fastened to frame with four thru-bolts. Beefy 1 1/4" top with laminate work surface. Wire management cable tray and notch-top design keeps wires organized and available.



Model	Size	Height Range
8793036	30" - 36"	22" - 29"
8793048	30" - 48"	22" - 29"
8793060	30" - 60"	22" - 29"
8793072	30" - 72"	22" - 29"
8793084	30" - 84"	22" - 29"

Options

3399CS Keyboard Tray

3410CS CPU

8400
Tables

Series Thermofuse Low-Pressure Laminate

Heavy duty, 1 1/4" thick Thermofuse low-pressure laminate work surface in an abundance of sizes and configurations, Scholar Craft activity tables offer superior construction, styling and a full range of design choices for every application. Several complimentary leg options available offering height adjustability. 16-gauge stretcher bars factory installed on the underside of all tops 60" and larger with factory installed quick mount plates. Twin height adjustment bolts on each leg for maximum stability and standard black bull-nose T-mold edge treatment.

Early learning option of color matched T-mold edge treatment and upper leg: Red, Yellow, Green, Blue, and Purple.

Model	Size	Seat Height
FS849RE1836	18" x 36"	Rect
FS849RE2436	24" x 36"	Rect
FS849RE2448	24" x 48"	Rect
FS849RE2460	24" x 60"	Rect
FS849RE3036	30" x 36"	Rect
FS849RE3048	30" x 48"	Rect
FS849RE3060	30" x 60"	Rect
FS849RE3072	30" x 72"	Rect
FS849RE3096	30" x 96"	Rect
FS849RE3660	36" x 60"	Rect
FS849RE3672	36" x 72"	Rect
FS849RE3696	36" x 96"	Rect
FS849RE4260	42" x 60"	Rect
FS849KD4872	48" x 72"	Kidney
FS849KD4896	48" x 96"	Kidney
FS849TR2448	24" x 24" x 48"	Trap
FS849TR3060	30" x 30" x 60"	Trap
FS849TR4284	42" x 42" x 84"	Trap
FS849RD30	30"	Round
FS849RD36	36"	Round
FS849RD42	42"	Round
FS849RD48	48"	Round
FS849RD60	60"	Round
FS849HR48	48"	Half Round
FS849SQ36	36" x 36"	Square
FS849SQ42	42" x 42"	Square
FS849SQ48	48" x 48"	Square
FS849OC48	48"	Octagon
FS849HS6066	60" x 66"	Horseshoe
FS849CL48	48"	Clover
FS849FL60	60"	Flower



Options

- Herculene Edge Treatment**
2000 Series Leg (Fixed 29" Height Black Paint)
2010 Series Leg (Fixed 29" Height Chrome Plated)
2140 Series Leg (Adj 22" - 30" Black Painted Uppers, Chrome Inserts)
2145 Series Leg (Adj 18" - 25" Black Painted Uppers, Chrome Inserts)
2150 Series Leg (Adj 22" - 30" Full Chrome Uppers and Inserts)
2155 Series Leg (Adj 18" - 25" Full Chrome Uppers and Inserts)
2500 Series Leg (Adj Pedestal Leg 22" - 30" Black Painted Upper, Chrome Base)
3000 Series Leg (Adj Pedestal Leg with Stretcher 22" - 30" (NOT Available on 2448T, 48HR or 30R)
4000 Series Leg (29"H Chrome Plated Pedestal for Round, Square and Octagon Tables (NOT Available on 60" Round))
5500 Series Leg (Oval Tube Pedestal, Adj 22" - 30")

9400
Tables
Series High Pressure Laminate

Series offers a standard 1 1/4" thick HPL laminate work surface in an abundance of sizes and configurations. A myriad of leg options available offering height adjustability. 16-gauge stretcher bars factory installed on the underside of all tops 60" and larger with factory installed quick mount plates. Twin height adjustment bolts on each leg for maximum stability and standard black bull-nose T-mold edge treatment.

Early learning option of color matched T-mold edge treatment and upper leg: Red, Yellow, Green, Blue, and Purple.










Model	Size	Seat Height
FS949RE1836	18" x 36"	Rect
FS949RE2436	24" x 36"	Rect
FS949RE2448	24" x 48"	Rect
FS949RE2460	24" x 60"	Rect
FS949RE3036	30" x 36"	Rect
FS949RE3048	30" x 48"	Rect
FS949RE3060	30" x 60"	Rect
FS949RE3072	30" x 72"	Rect
FS949RE3096	30" x 96"	Rect
FS949RE3660	36" x 60"	Rect
FS949RE3672	36" x 72"	Rect
FS949RE3696	36" x 96"	Rect
FS949RE4260	42" x 60"	Rect
FS949KD4872	48" x 72"	Kidney
FS949KD4896	48" x 96"	Kidney
FS949TR2448	24" x 24" x 48"	Trap
FS949TR3060	30" x 30" x 60"	Trap
FS949TR4284	42" x 42" x 84"	Trap
FS949RD30	30"	Round
FS949RD36	36"	Round
FS949RD42	42"	Round
FS949RD48	48"	Round
FS949RD60	60"	Round
FS949HR48	48"	Half Round
FS949SQ36	36" x 36"	Square
FS949SQ42	42" x 42"	Square
FS949SQ48	48" x 48"	Square
FS949OC48	48"	Octagon
FS949HS6066	60" x 66"	Horseshoe
FS949CL48	48"	Clover
FS949FL60	60"	Flower



Options

- Herculene Edge Treatment**
2000 Series Leg (Fixed 29" Height Black Paint)
2010 Series Leg (Fixed 29" Height Chrome Plated)
2140 Series Leg (Adj 22" - 30" Black Painted Uppers, Chrome Inserts)
2145 Series Leg (Adj 18" - 25" Black Painted Uppers, Chrome Inserts)
2150 Series Leg (Adj 22" - 30" Full Chrome Uppers and Inserts)
2155 Series Leg (Adj 18" - 25" Full Chrome Uppers and Inserts)
2500 Series Leg (Adj Pedestal Leg 22" - 30" Black Painted Upper, Chrome Base)
3000 Series Leg (Adj Pedestal Leg with Stretcher 22" - 30" (NOT Available on 2448T, 48HR or 30R)
4000 Series Leg (29"H Chrome Plated Pedestal for Round, Square and Octagon Tables (NOT Available on 60" Round))
5500 Series Leg (Oval Tube Pedestal, Adj 22" - 30")

Activity Table Leg Options

Size	Shape	Leg compatibility for all activity tables							
		2000	2010	2140	2150	2500	3000	4000	5500
Rectangle 24 x 48		✓	✓	✓	✓				
Rectangle 24 x 48		✓	✓	✓	✓	✓	✓		✓
Rectangle 24 x 60*		✓	✓	✓	✓	✓	✓		✓
Rectangle 24 x 36		✓	✓	✓	✓	✓	✓		✓
Rectangle 30 x 36				✓	✓	✓	✓		✓
Rectangle 30 x 48		✓	✓	✓	✓	✓	✓		✓
Rectangle 30 x 60*		✓	✓	✓	✓		✓		✓
Rectangle 30 x 72*		✓	✓	✓	✓		✓		✓
Rectangle 30 x 96**		✓	✓	✓	✓		✓		✓
Rectangle 36 x 60*		✓	✓	✓	✓		✓		✓
Rectangle 36 x 72*		✓	✓	✓	✓		✓		✓
Rectangle 36 x 96**		✓	✓	✓	✓		✓		✓
Rectangle 42 x 60*		✓	✓	✓	✓		✓		✓
Kidney 48 x 72*		✓	✓	✓	✓		✓		✓
Kidney 48 x 96**		✓	✓	✓	✓		✓		✓
Trapezoid 24 x 24 x 48		✓	✓	✓	✓	✓			
Trapezoid 30 x 30 x 60		✓	✓	✓	✓	✓	✓		✓
Round 30		✓	✓	✓	✓	✓			
Round 36		✓	✓	✓	✓	✓		✓	
Round 42		✓	✓	✓	✓	✓		✓	
Round 48		✓	✓	✓	✓	✓	✓	✓	✓
Round 60*		✓	✓	✓	✓		✓		✓
Square 36		✓	✓	✓	✓	✓	✓	✓	✓
Square 42		✓	✓	✓	✓	✓	✓	✓	✓
Square 48		✓	✓	✓	✓	✓	✓	✓	✓
Octagon 48		✓	✓	✓	✓	✓		✓	
Horseshoe 66 x 60		✓	✓	✓	✓				
Clover 48		✓	✓	✓	✓				
Flower 60		✓	✓	✓	✓				

* 1" square stretcher support bar is required.
** {2}1" square stretcher support bars are required.



6790 Series Utilitan Table

Tables

Ultra-solid table with fully welded / full perimeter frame supporting a beefy 1 1/4" thick laminated work surface. Legs attach to frame with two secure bolts per leg. Adjustable glides on all four contact points. Height adjustable 22" – 30" or fixed height 30" legs.



Model	Size	Shape	Options
679RE2448	24" x 48"	Rectangle	<div>Herculene Edge Treatment</div> <div>Fixed Height 30"</div> <div>Nylon, Steel or Felt Glides</div>
679RE2460	24" x 60"	Rectangle	
679RE3060	30" x 60"	Rectangle	
679RE3072	30" x 72"	Rectangle	
679RE3660	36" x 60"	Rectangle	
679RE3672	36" x 72"	Rectangle	
679TR3060	30" x 30" x 60"	Trapezoid	
679RD42	42"	Round	
679RD48	48"	Round	
679RD60	60"	Round	
679KD3672	36" x 72"	Kidney	

2250

Event Seating

Event Seating Chair

The 2250 Series has been the gold standard in the rental industry for over 25 years. Its space saving design and strength makes it perfect for those applications requiring a durable dining height folding chair suitable for comfortable table seating. Heavy gauge frame, polypropylene seat and back with double leg links for added strength. Chair Dolly allows 68 chairs and fits through 80" height doorways.



Model
2250

Size
17 5/8"

Options
Powder Coat Frame
Optional Custom Hot Stamp for Logo or Name



2000

Event Seating

Event Seating Chair

The distinguishing good looks and styling of the 2000 Series chair make it a crowd favorite at parties and special events. Deep radius ventilated back with unique frame cover. Handle for added protection ease of movement. Chair stacks 60 high on dolly to accommodate 80" doorways. Ganging clips optional.



Model
2000

Size
17 1/2"


Options
Powder Coat Frame
Ganging Clips



2200 Chair Dolly

Ovation Poly / Accolade Poly


120 Series Poly / 100 Series Poly / 140 Series Poly



Mint Green




Cornflower



Navy




Burgundy



Charcoal



Blueberry




Black



Cranberry



Teal



Light Grey



Red



Yellow



Green




Blue



Purple

120 Series Poly / 100 Series Poly / 140 Series Poly




Navy




Burgundy




Purple



Black




Charcoal



Blueberry




Brown



Cranberry




Red




Yellow




Blue



Green




Teal



Gulf Blue




Light Grey



Navy



Black




Gulf Blue

Notice: The colors shown may not represent actual product colors due to limitations in printing technology. Please call and request a sample for actual colors.


Solid Plastic Seats and Backs / Work Surfaces

Kaleidoscope Solid Plastic Work Surfaces


Solid Plastic Seats and Backs



Brown




Burgundy



Cranberry



Black




Teal




Blue



Navy



Light Grey




Beige



Maple




Golden Oak



Wild Cherry



Beige




Grey




Sunstone*



Grey Glace*




Grey Nebula*



Flame Soapstone*



Chocolate Granite*




Blue Granite*



Beluga Beige*



Silver Alchemy*



Verdicts In*



Graphite Nebula*



Natural Nebula*

* Project quantities only, see dealer for details.

Solid Plastic Work Surfaces



Sunstone




Maple




Golden Oak




Grey Glace



Grey Nebula



Grey




Beige



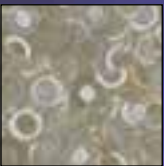
Flame Soapstone*



Chocolate Granite*



Blue Granite*



Beluga Beige*



Silver Alchemy*



Verdicts In*



Graphite Nebula*



Natural Nebula*

* Project quantities only, see dealer for details.

Notice: The colors shown may not represent actual product colors due to limitations in printing technology. Please call and request a sample for actual colors.

Terms and conditions

MAILING ADDRESS BILLING ADDRESS
P.O. Box 170748 Department 3323
Birmingham, AL 35217 P.O. Box 2153
 Birmingham, AL 35287-3323

Shipping Points:
School Chairs/Desk #1 Scholar Craft Parkway
 Birmingham, AL 35217

Tables 5201 South 34th Street
 Fort Smith, AR 72903

Commercial Furniture 2451 1st Avenue North
 Irondale, AL 35210

ORDERING INFORMATION

BEFORE YOU SEND YOUR ORDER
It is extremely important that your order information be complete and concise before we can process it. Please be sure to thoroughly check your order for the following:
- Billing Information / P.O. Number
- Ship to Address
- Model Number & Size of Units
- Description (to include Selected Options)
- Colors/Types of writing surfaces, seats and backs.
- Quantity Ordered
- Price per Unit
- Delivery Date Requested
- Quote Number (if required)
- Tagging Information (if required)
- Freight Carrier (if required)*
- If Van shipment, please provide CONTACT NAME & PHONE NUMBER for van carrier to use.

E-Mail ORDERS: orders@scholarcraft.com

FAX ORDERS
1-205-841-1992

MAIL ORDERS
P.O. Box 170748, Birmingham, AL 35217

E-Mail
sales@scholarcraft.com

ORDER ACKNOWLEDGMENTS

We do not send out order acknowledgments unless specifically request- ed on your purchase order or if an acknowledgement request form accompanies your order.

BIDS AND QUOTES

Fax requests to our Sales Dept. for special bid pricing for merchandise to be purchased in quantity, for quotations of special order items, or for a freight rate using our tariff rates. You will receive a faxed copy of your quote. Quoted prices are VALID FOR 30 DAYS. Your purchase order must include the quote number in order to receive the quoted pricing.

ORDER ROUTING

If a specific carrier is not listed on your purchase order, the method of shipment indicated on the quotation or your standard routing informa- tion will be used. Please note that due to carriers cubic capacity rules, any shipment greater than 750 cubic feet will be split into two ship- ments to avoid additional charges. Please also note, if you choose to use Scholar Craft personnel to route your orders you will hold us harmless if a carrier is selected that is not the most economical shipper. You are encouraged to get and compare rates within your own organization.

FREIGHT CARRIERS AVAILABLE IN BIRMINGHAM, AL
LTL CARRIERS

ABF Systems, Averitt Express, AAA Cooper, Milan Express, Old Dominion Freight Line, R&L/Gator Freightways, Roadway Express Lines, Saia Motor Freight, Southeastern Freight Lines, United Parcel Service (UPS) and UPS Freight.

The above listed carriers have agreements with us to drop off trail- ers for loading and prompt pick-ups. Unless pre-arranged, customer pick-ups can not be accommodated. All LTL and Van shipments will be THIRD PARTY BILLED. If you do not have a tariff with a specified carrier, our tariff will be applied. If you do have a tariff agreement, your tariff will apply. FREIGHT RATE ESTIMATES ARE NOT GUARANTEED. All UPS or FedEx Ground charges will be included on our invoice with an additional \$7.00 handling fee on each order.

VAN / TRUCKLOAD CARRIERS

Scholar Craft's pre-approved carriers are the only carriers authorized for blanket wrapped vanload product. For a list of approved carriers please call your Inside Acct. Representative. Unless approved otherwise prior to your order being shipped, Scholar Craft will not be responsible for any damages resulting from use of a non-approved van carrier.

CHECKING STATUS OF ORDERS

You may check status of your order[s] by contacting your Inside Acct. Rep. via fax or logging on to our web site at www.scholarcraft.com. You may also email us for order status at customerservice@scholarcraft. com. Please note that during busy summer months, customers may be required to fax or email expedite requests depending on call volume.

CHANGE ORDERS AND CANCELLATIONS

Any change or cancellation request must be faxed to our Customer Service Dept. Once processed, you will receive acknowledgment via fax of your request. WE ARE NOT RESPONSIBLE FOR ANY CHARGES IF YOUR CHANGE OR CANCELLATION REQUEST IS RECEIVED AFTER YOUR ORDER HAS BEEN PRODUCED. For your protection, no phone requests can be accepted.

SHIPMENT LEAD-TIMES

Lead-times are estimated at the time of order and may fluctuate during different times of year due to the seasonality of the business. Acknowledged ship dates are therefore our best estimate of the week in which the order will ship. If a specific ship date or delivery date is required on your order, you must state that information on your pur- chase order and we will do our utmost to accommodate. Any changes in the required ship date must be faxed or emailed.

EXPEDITING RUSH ORDERS

These requests are handled on an individual basis by contacting our Customer Service Dept. via fax. Scholar Craft is among the industry leaders in shipment performance in this industry. However, due to unforeseen delays in the manufacturing and parts acquisition process, some orders may be delayed. Unless specifically approved in writing prior to shipment, Scholar Craft will not be responsible for any charges resulting from a delayed shipment. This includes rental furniture, instal- lation fees as well as any other fees or back-charges.

PAYMENT TERMS

Payment terms are NET 30 days from date of invoice. All customers within the United States, please forward company check or cashier's check with a remittance copy of our invoice to our billing address listed above. Credit card prepayment is acceptable. Please contact our Accounts Receivable Dept. for further information.

NEW CUSTOMERS

Contact our Sales Dept. for a Credit Application. Your application will be processed as soon as possible. Once your company is approved for credit, your purchase order will be processed. Prepayment is accept- able if you should need your order to ship prior to credit approval. See "Payment Terms" above.

WHEN RECEIVING A SHIPMENT

DAMAGES AND SHORTAGES LTL SHIPMENTS

For your customer's protection, please have customer: Count and inspect all cartons received and verify total against delivery slip before signing to accept shipment. Note any visible damages or short- ages on the delivery slip. Have driver sign and date the delivery slip to acknowledge damage or shortage. Customer may refuse the delivery of a carton with visible damage, or write "possible concealed damage" if the carton is questionable. Immediately after receipt of merchandise, advise customer to always open ALL cartons and check the merchandise. If damage exists, notify freight carrier immediately, and request an inspec- tion. Have customer save all cartons for inspection and keep shipment in receiving area until shipment is inspected.

ALL SHIPMENTS ARE F.O.B. FACTORY, therefore you must file a claim with the carrier for any damages or shortages (except UPS). Most carri- ers require this be done within 15 days. If the freight carrier declares "no fault" to damage or shortage, please contact our Customer Service Dept.

UPS SHIPMENTS

For your customer's protection, please have customer:
- Count and inspect all cartons received and verify total against delivery slip before signing to accept shipment.
- Note any visible damages or shortages on the delivery slip. Have driver sign and date the delivery slip to acknowledge damage or shortage.
- Customer may refuse the delivery of a carton with visible damage. Please contact our Customer Service Dept. for all UPS Claims.

VAN / TRUCKLOAD SHIPMENTS

For your customer's protection, please have customer:
- Count and inspect all cartoned or uncartoned merchandise received and verify total against delivery slip before signing to accept shipment.
- Note any visible damages or shortages on the delivery slip. Have driver sign and date the delivery slip to acknowledge damage or shortage.
- These shipments are Shipper Load & Count. Therefore it will be necessary for you to contact your Inside Acct. Rep. to report all damages and shortages immediately.

ALL DAMAGES AND SHORTAGES MUST BE REPORTED WITHIN 15 DAYS OF DELIVERY. FAILURE TO DO SO WILL RESULT IN YOUR CLAIM BEING DENIED WITHOUT ANY FURTHER RECOURSE.

STATEMENT OF WARRANTY

Scholar Craft classroom furniture is manufactured under the most pre- cise specifications in the industry. Preparing and plating processes are scientifically engineered and conform to the best-known standards. Each unit is carefully inspected prior to shipment assuring your customer the highest quality available. All K-12 products are guaranteed against defects in materials and workmanship for a full fifteen years when used and cared for properly.

Folding Chairs are guaranteed for five years when used and cared for properly. Products that are determined to be defective in either work- manship or materials during the first year will be replaced. Years two through five will be prorated.

DEFECTIVE MERCHANDISE

Have customer report all defects to your company as soon as possible. Although we understand that defects can become apparent at any time, we do require notification of such in order to repair or replace defective merchandise within a reasonable time frame.

RIGHT TO INSPECT

Scholar Craft retains the right to inspect any claim of damage or defect prior to processing for repair or replacement.

RETURNING MERCHANDISE

NOTIFY OUR CUSTOMER SERVICE DEPT.

Please have your purchase order number or our invoice number avail- able before calling. If you are not satisfied with an item, we will accept a return if you first contact our Customer Service Dept. to obtain a Return Authorization Number. WE CANNOT ACCEPT UNAUTHORIZED RETURNS. THEY WILL BE REFUSED UPON DELIVERY. Returns are sub- ject to a 25% restocking charge and are to be returned freight prepaid. Returned merchandise must be unused and in 100% resaleable condi- tion to receive credit.

ALL RETURNS MUST BE REPORTED TO YOUR INSIDE ACCT. REP. WITHIN 15 DAYS OF DELIVERY. FAILURE TO DO SO WILL RESULT IN DENIAL OF RETURN AUTHORIZATION AND LOSS OF CREDIT.

RETURN AUTHORIZATION NUMBERS

ALL RETURN AUTHORIZATION NUMBERS ARE VOID AFTER 30 DAYS FROM DATE ISSUED AND MUST BE CLEARLY MARKED ON ALL CARTONS. All returns must be returned to our shipping address, freight prepaid.

RECEIVING YOUR RETURN

Upon receipt of your return, our Receiving Dept. will verify all merchan- dise returned against receiving tickets detailing description, quantity and reason for return. If all is accurate, a credit will be processed immedi- ately. If there is a discrepancy, you will be contacted by our Customer Service Dept. for clarification in order to process the requested credit.

REFUSED MERCHANDISE

Scholar Craft retains the right to charge a 25% restocking charge and return freight charges on any shipment refused due to insufficient noti- fication of cancellation or change and/or inability to deliver by freight carrier. We are not responsible for any shipment refused due to lack of tagging information if it was not included on your purchase order.



For over 50 years, Scholar Craft has dedicated ourselves to building the very best in classroom furniture. All of our products have met the stringent MAS Green certification for indoor air quality. Excellence and durability are standards we set every day. We stand behind every product we make with a full 15 year warranty. We will continue to expand our offering with design and value oriented products and are dedicated to bringing students the very best in American made classroom furniture.

SCHOLAR CRAFT™

P.O. Box 170748
Birmingham, AL 35217
205-841-1922 • Fax 205-841-1992
www.scholarcraft.com

