

firstoffice™

INTERMIX WORK

Effective March 1, 2016

WARRANTY

First Office casegoods and conference products are guaranteed to be free from defects in design, material and workmanship, given normal use and proper care, for 12 years of single-shift service with the exceptions noted below. First Office will repair or replace, at our discretion without charge to the original purchaser, any product or part thereof which fails as the result of such a defect during the warranty period. First Office assumes no responsibility for repairs to products that result from user modifications, attachments to a product, misuse, abuse, alteration or negligent use. Except as stated above, First Office makes no expressed or implied warranties as to any product, and, in particular, makes no warranty of merchantability or of fitness for any particular purpose. First Office shall not be liable for consequential or incidental damages arising from any product defect.

- All components not listed below **12 years**
- All drawer glide suspensions. **Lifetime**
- All locking mechanisms **Lifetime**
- All door hinges **12 years**
- Door latches **12 years**
- Drawer pulls. **12 years**
- Task lights **3 years**
- Casters/pneumatic lifts. **2 years**
- Foam padding. **2 years**
- Base height adjustable mechanism. **2 years**
- Power supplies **1 year**

This warranty does not cover:

- Damage caused by a transportation company.
- Natural variations in color, grain or texture of wood and other covering materials over which First Office has no control.
- Damage created by loading file drawers with anything other than hanging files.
- Conference tops attached to any other manufacturer's base.
- Fabric color matching, fabric puddling, fastness of colors or wearing qualities of any material.
- Freight or other shipping charges on returned product or parts, labor and service.

ORDERING INFORMATION

All orders should be placed with:

First Office

1204 East 6th St.
P.O. Box 100
Huntingburg, IN 47542
800-521-5381 Fax 812-683-7256
order_entry@ofsbrands.com

A customer drawing or sketch of the planned configuration in modular applications will facilitate order processing.

PRICES

All prices herein are list prices including delivery to one destination, effective with the date printed on the cover, and supersede all other published price lists. US List Prices are domestic prices only for shipment within the Continental United States. Prices are subject to change without notice, unless quoted in writing. Possession of the price list does not constitute authority to sell or offer for sale First Office products.

ACKNOWLEDGMENTS

Orders are acknowledged upon receipt of credit approval. Your acknowledgment is a detailed description of items, prices, shipping information and shipping date. Please read your acknowledgment closely and notify First Office immediately of any discrepancies. First Office is not responsible for errors on orders placed by phone without written confirmation.

AVAILABILITY

First Office is committed to the fastest possible shipment of all products. All other items are available within our normal manufacturing schedule. For information on stock availability, call our customer service hotline 800-521-5381.

Note: Planned shipping dates may be delayed due to fires, strikes, natural disasters or other causes beyond our control.

QUANTITY ORDERS

Contact your First Office Customer Service Representative to verify inventory and production schedules to ensure requested shipment date prior to placing large quantity orders.

DELIVERY AND FREIGHT CHARGES

All shipments are F.O.B. point of shipment, freight prepaid and allowed, excluding fuel surcharges. Shipments outside of the Continental United States are freight prepaid and allowed to port of exit. First Office reserves the right to select the most appropriate carrier and routing on all shipments; however, we will try to accommodate requests for your preferred carrier. First Office reserves the right to implement a fuel surcharge. Orders of less than \$1500 net will be assessed a handling charge of \$100 net per order. Any charges arising from failure to receive a shipment, rerouting while in transit or carrier storage charges are not included in prices shown. Orders requiring special services are subject to an additional charge.

These services include:

- Reconsignment from original destination to new destination. **\$35 plus \$3.00 per mile net**
- Refused/Returned Freight
 - Freight refused at destination and returned to First Office **Double Freight**
 - Freight refused at time of delivery; returned to First Office to deliver at a later date **Triple Freight**
- Detention Fees (after 2 hours of waiting) **\$85 net per hour**
- Weekend delivery available Friday after 3:00 p.m. through Sunday night or Holiday **\$600 net per truck**
- Customer Pickup
 - Customer Request for 3rd party to pick up freight at First Office terminal **\$125 net**
- Change of Tags/Address/Phone #'s on Shipments **\$35 net**

SPECIAL ORDERS

The First Office line of office furniture is among the most complete in the industry. However, should a particular need arise requiring size modification or customization, contact your Customer Service Representative for a price quotation. Because of the uniqueness of the product, special orders are not subject to cancellation.

CANCELLATION AND ORDER CHANGES

All orders accepted by First Office are considered firm and binding and are not subject to cancellation.

WAREHOUSE STORAGE CHARGES

If a shipment is held beyond fourteen (14) calendar days after the order is ready for shipment at your request, a .067% per day (2% per month) storage charge will be assessed. The effective date will be fourteen (14) calendar days after the order is ready for shipment, as long as this date is after the acknowledged ship date. Further, the prices applied to the order will be those prices in effect at time of shipment.

EXTENDED PRODUCTION AND SHIP DATES

Orders placed with First Office with extended lead times as requested by you will be subject to price in effect at time of shipment.

DAMAGED MERCHANDISE AND FREIGHT CLAIMS

1. Inspect all cartons for damage and carton quantity. All shipments are delivered to the transportation company in good condition; First Office's liability ceases at this time. Do not refuse merchandise damaged in transit. Instead, enter a claim with the transportation company.

-
2. Record damages and/or shortages on the bill of lading and freight bill. Do not accept the shipment until all shortages are noted on both the bill of lading and the freight bill. Sign only for the items you receive. If you give the delivering carrier a clear receipt for a shipment, the carrier is relieved of further responsibility.
 3. If concealed damage is found: Notify the delivering carrier at once and request an inspection. For shipments via Styline Logistics, notify your First Office Customer Service Representative. This must be done within fifteen (15) calendar days of delivery. Without this inspection the transportation company will not entertain a claim for loss or damage. If the carrier will not perform the inspection, you should prepare an affidavit that you contacted the carrier, noting the time and date, and that the carrier failed to comply with your request. All shipping cartons and inner packing must be retained for carrier inspection. Do not move the damaged merchandise from the receiving location. It must also be retained for the inspection.

RETURN OF MERCHANDISE

First Office will not accept returned merchandise without a signed Return Authorization (RA) issued by our Customer Service Department. All returned merchandise must be properly packaged and cartoned to prevent further damage. Carton must be clearly marked with identifying RA number so that proper credit can be issued. We will consider issuing RAs for the following reasons:

- Manufacturing defect (must be inspected by a First Office Sales Representative)
- First Office order processing error
- Shipping error
- Duplicate shipments
- Mismarked cartons

All merchandise must be returned within thirty (30) days of the date of the RA to receive credit. Freight damage, signs of usage, missing parts, etc. will be adjusted on the amount of credit to be issued.

REPAIR CHARGES

Reimbursement from First Office for repairs must have prior approval.

FINISH



The patented Euroluxe™ finish is a chemically re-engineered Urethane clear coat that preserves the beautiful depth and clarity of OFS Brands' finishes, but allows for much greater performance with chemical and scratch resistance, as well as the complete elimination of dangerous formaldehyde emissions. The

Euroluxe™ finish system achieves indoor air quality standards set by LEED and BIFMA furniture emission standards and allows all products to achieve SCS Global Services' Indoor Advantage Gold Certification. SilverBan™ technology is an antimicrobial utilizing silver ions infused into the Euroluxe™ wood finish for antimicrobial protection on all exposed wood surfaces. SilverBan™ inhibits the growth of mold, mildew, fungus and bacteria on wood surfaces, as well as odors caused by bacterial growth, by 99.99%.

CUSTOM FINISH COLOR

Custom finish matching is available for special requirements. First Office must be provided with a suitable 8" x 10" or larger finish sample. However, custom finishes can be developed to meet specific needs. There will be a \$300 net upcharge per order for new custom finishes (waived on projects of \$100,000 net price or more). Custom finish upcharge for repeat or additional orders will be \$150 per order, even when the upcharge was waived on the original project. Custom finish matches are valid for 12 months from sample date. After this time period, custom finishes must be rematched and reapproved for use.

FINISH DISCLAIMER

Some desktop accessories with plastic feet can penetrate or burn the finish. This is not a defect in the finish. Wood is a natural product and minor variations in wood color, grain and texture may be visible even though the pieces are finished at the same time. Also, light finishes when exposed to ultraviolet rays may darken and change color. These are not defects in finish, and merchandise cannot be replaced because of these natural variations.

BIFMA AND ANSI TESTING

First Office is a member of the Business and Institutional Furniture Manufacturer's Association. Tests developed by BIFMA and approved by the American National Standards Institute (ANSI) determine the strength and durability of casegoods and seating in its everyday use. Although this testing does not serve as a warranty or guarantee, First Office products within this price list generally meet or exceed applicable BIFMA and ANSI standards.

MODIFICATION PRICING

Modifications must be clearly designated on customer's purchase order by placing the letters MOD and modification # in front of the model number and noting the modification needed.

Example: MOD#2-CC-6630RT-T-BL2-EY-X9-X9-X9-X9 with top cut down to 50" wide

Contact your Customer Service Representative for upcharge on drawer configuration changes for traditional casegoods series.

TACKBOARD FABRICS

A complete list of fabrics that have been tested for tackboard application can be accessed at www.firstoffice.com > Materials > select a Textile Card and hover over swatch color. A window will open displaying tackboard availability. If your selected fabric is not on the list, please contact your Customer Service Representative for approval.

LOCKING INFORMATION

Factory Installed Locks are always keyed alike with key number 345T.

SPECIFIC KEY OPTIONS

Requirements for specific key options by office must be specified on the purchase order at the time the order is placed. Model Numbers with specific key options will specify "NO LOCK CORE" on the acknowledgment. A separate line item will be listed on the acknowledgment as "LOCK CORE SET." Specific lock cores and keys will be sent separately (see Field Installation below).

KEYLESS CABINET LOCKING SYSTEM

Keyless cabinet locking system uses radio frequency technology. One transmitter pad can operate single or multiple receiver latches. The locking system operates with separate and programmable user and supervisor codes. Optional modes are available for manual locking, self locking or single use locking of drawers and doors. Please contact your Customer Service Representative for applicability and for a price quotation.

FIELD INSTALLATION

Blank lock cores are installed at factory, allowing specific lock numbers to be ordered but shipped in a separate package for field installation. Lock Core Order Form (see page F) must be filled out and submitted with the purchase order. Lock core/key numbers 100 through 150 are available.

For quantity of locks per unit, please visit www.firstoffice.com and select Resources > Forms & Guides > Lock Core Guide.

RE-KEYING IN THE FIELD

Lock cores and keys can be purchased separately. The purchase order must specify quantity, key number(s) and color of the core (available in nickel, brass or black). Key numbers above number 150 are not stocked and may require a 3-week lead time. Orders ship standard UPS ground. Please note: A lock core change tool must be ordered for lock cores that will be re-keyed in the field.

ITEM

Lock Core and Key	\$19 list
Lock Core Change Tool	\$29 list
Master Key	\$29 list

ALL ITEMS ARE NON-RETURNABLE.

FIRE RETARDANT PRODUCTS

FIRE RETARDANT PRODUCTS

California Technical Bulletin 117-2013: All OFS upholstered seating products and the resilient filling materials used in the upholstered seating products meet or exceed the requirements of the State of California, Department of Consumer Affairs, Technical Bulletin 117-2013. Compliance with these requirements is indicated by the label attached to the seat bottom.

Flame Retardant Chemicals: All standard OFS upholstered seating products are offered with components, as identified in TB117-2013, that are free of flame retardant chemicals. All OFS upholstered seating products will indicate Flame Retardant chemical composition in accordance to the labeling requirements of California Senate Bill 1019.

California Technical Bulletin 133: Cal TB 133 is a flammability test for seating products used in public spaces. The testing procedure for Cal TB 133 requires the burning of an entire product since the test is a composite test and not a component test. OFS has pretested and certified many different chair styles and upholsteries. If Cal TB 133 certification is required, a burn test may need to be completed with a specific model and upholstery combination. Contact Customer Service for Cal TB 133 approval, pricing and lead times.

OFS can not be held liable if purchase order does not indicate a requirement for Cal TB 133 compliance.

Boston Fire Code: Please contact OFS Customer Service if compliance is required.

[illegible]

COM AND COL

COM/COL ORDERING INSTRUCTIONS

All COM and COL materials must be submitted to OFS Brands for preliminary approval prior to shipment of fabric or leather. OFS Brands approval signifies only that such materials can be applied to the products for which they are intended. Such approval does not constitute any responsibility nor any warranty on the part of OFS Brands as to the appearance, behavior or durability of the COM or COL.

1. Send 4" x 4" swatch for approval to: OFS Brands, Attn: Customer Service, 1204 East 6th St., Huntingburg, IN 47542
2. Send a swatch along with the order to: OFS Brands, Attn: Customer Service, 1204 East 6th St., Huntingburg, IN 47542. This sample is used to verify that the correct fabric is received. It is not used for application approval.
3. Specify the COM or COL supplier's company name, pattern, color and number.
4. The COM or COL supplier must include the dealer name and purchase order number on all packing lists.
5. Include application instructions for striped, plaid, patterned or unusually designed fabrics (i.e. direction of stripes) and which face to use on reversible fabrics.
6. Ship COM or COL material to: OFS Brands Plant 3, Attn: COM Department, 105 West 10th Street, Huntingburg, IN 47542

COM and COL orders will be scheduled for production only upon receipt of production yardage. In the absence of a representative sample sent with the purchase order or application instructions, OFS Brands will apply the fabric in what it determines to be the best manner and cannot be held responsible after upholstery. **Excess COM/COL materials will be discarded at the discretion of OFS Brands unless otherwise instructed by the customer at the time the order is placed.**

COM YARDAGE REQUIREMENTS (RAILROADED FABRICS)

For clarification and convenience, OFS Brands has listed yardage requirements for non-directional COM and COL for each frame throughout the price list. Yardage requirements are based on 54" wide plain fabric. Extra fabric is needed to match any pattern with matching repeats. Use the chart below as a guide for additional COM yardage needed where repeats are involved.

Repeat	Percent of Extra Fabric Needed
1"-4"	Additional 10%
5"-9"	Additional 20%
10"-14"	Additional 25%
15"-19"	Additional 30%

Repeats larger than 19", fabrics less than 54" wide or fabrics requiring matching (stripes, plaids, prints, large patterns) will require additional yardage based on the fabric used and the item ordered. COM must be a single cut piece. Multiple pieces will require more yardage. A swatch showing one full repeat must be sent for yardage requirement instructions for these special circumstances.

COM APPLICATION

All COM fabrics are cut according to the fabric pattern at the discretion of OFS Brands unless otherwise directed by the customer.

COM FIRE RETARDANT PRODUCTS

OFS Brands assumes no responsibility for the fire retardancy of any COM/COL. Customers are solely responsible for making sure that their COM/COL complies with all applicable codes and regulations.

COL (CUSTOMER'S OWN LEATHER)

COL requirements are based on an average hide size of 50-55 square feet. Please consult the sales office for requirements on sizes different from this. All square footage requirements are based on usable footage. The shape of the hide and the usable footage may make it necessary for us to request more leather after your COL is received. Please note that leather is a natural product and variation in texture is a pleasing quality belonging exclusively to high grade, full top grain leathers. Due to the variation in thickness of leather, OFS Brands recommends sending a 4" x 4" swatch for approval. OFS Brands approval signifies only that such materials can be applied to the products for which they are intended. Such approval does not constitute any responsibility nor any warranty on the part of OFS Brands as to the appearance, behavior or durability of the COL. **Note: Calf hide requirements will vary based on the chair model selected. Please contact the sales office for pattern adaptability confirmation and square footage requirements prior to placing an order.**

WOOD CARE

Careful craftsmanship combined with our Euroluxe finish makes your new OFS wood furniture incredibly durable, and with proper care your furniture will provide beauty and convenience for years.

All OFS products undergo rigid color-match procedures to ensure the best in color consistency.

- Dust frequently using a soft, damp, clean cloth, wiping with the grain.
- Remove liquid spills immediately, using a blotting rather than wiping motion.
- To clean, use a glass cleaner formulated with ammonia. Apply a small amount to a soft dry cloth and wipe in the direction of the grain. Dry with a soft cloth. Do not use furniture polish containing oil or silicone.
- Avoid prolonged exposure to direct sunlight, high humidity, extreme heat or cold and moisture.

LAMINATE CARE

- Avoid prolonged exposure to direct sunlight, high humidity, extreme heat or cold and moisture.
- Dust frequently with a soft, damp, clean cloth or mild detergent solution. Avoid using chemical or abrasive cleaning compounds.
- To avoid build up of cleaning agents, rinse the laminate surface with warm water and wipe with a clean damp cloth.

SEATING CARE

- Dust exposed wood parts frequently using a soft, damp, clean cloth, wiping with the grain.
- To clean wood, use a glass cleaner formulated with ammonia. Apply a small amount to a soft dry cloth and wipe in the direction of the grain. Dry with a soft cloth. Do not use furniture polish containing oil or silicone.
- To clean leather and vinyl upholstery, use a warm, damp cloth to restore a bright finish. For stubborn stains, use a moisturizing soap. Remove lather with a damp cloth, but do not rinse. Buff with a dry cloth.
- For fabric upholstery, use a damp cloth to wipe up spills. For tougher stains, contact your local OFS dealer for cleaning instructions.
- Avoid prolonged exposure to direct sunlight, high humidity, extreme heat or cold and moisture.
- The components of your OFS chair, such as controls, casters and understructure, require "common sense" care and cleaning as necessary.
- Activate chair mechanisms periodically to ensure proper function of moving parts.

QUICKSHIP

PLEASE REFERENCE OUR QUICKSHIP PRICEBOOK FOR A COMPLETE LISTING OF AVAILABLE PRODUCT OFFERED ON OUR QUICKSHIP PROGRAM.



ENVIRONMENTAL ATTRIBUTES



The patented **Euroluxe™ with SilverBan™ finish** is a chemically re-engineered Urethane clear coat that preserves the depth and clarity of OFS Brands finishes and achieves SCS Global Services' Indoor Advantage Gold Certification. SilverBan™ technology utilizes silver ions infused into the Euroluxe™ wood finish for anti-microbial protection on all exposed wood surfaces.



All OFS Brands products have achieved **SCS Indoor Advantage Gold Certification** from SCS Global Services. Indoor Advantage Gold certification is SCS Global Services' highest level of indoor air quality performance for furniture. The certification assures that furniture products support a healthy indoor environment by meeting strict chemical emission limits for volatile organic compounds (VOCs). To be certified, products must be tested by independent labs for compliance with the ANSI/BIFMA X71, and either ANSI/BIFMA e.3 or CDPH/EHLB Standard Method V1-1 for VOC emissions of concerns.



level® is the multi-attribute, sustainability standard and third-party certification program for the furniture industry. It has been created to deliver the most open and transparent means of evaluating and communicating the environmental and social impacts of furniture products in the built environment. Taking into account a company's social actions, energy usage, material selection and human and ecosystem health impacts, level addresses how a product is sustainable from multiple perspectives. With level, customers can make informed choices about commercial furniture that exceed single attribute ecocertifications. The level brand identifies that a product has been vetted by an independent third party certifier and its numeric marking 1, 2, or 3 indicates what threshold of certification it has achieved. Manufacturers—big and small—now have a methodology to present the environmental characteristics in a clear, easily understood manner with a vernacular that gives end users the ability to make an “apples to apples” comparison.



SCS Global Services [**SCS**] has been providing global leadership in third-party quality, environmental and sustainability verification, certification, auditing, testing, and standards development for three decades. Its programs span a cross-section of industries, recognizing achievements in green building, product manufacturing, food and agriculture, forestry, power generation retail, and more. SCS is accredited to provide services under a wide range of nationally and internationally recognized certification programs. Consistent with its mission, SCS is a chartered benefit corporation and Certified B Corp™, reflecting its commitment to socially and environmentally responsible business practices.



The FSC® standards [**Forest Stewardship Council®**] represent the world's strongest system for guiding forest management toward sustainable outcomes. us.fsc.org FSC certified products are manufactured with material that comes from managed forests that are traceable from the time the logs are cut to the time the final project is installed and are recorded by way of a COC or chain of custody claim on all invoices. The demand for certified forest products has grown significantly in recent years. OFS Brands' goal to act as a responsible steward of the environment encouraged us to pursue our FSC Chain of Custody [COC] certification which would provide our customers (Dealer, A&D Community and End-users) the added reassurance they've done their part to be earth friendly in their product purchase and enable them to substantiate the LEED [**Leadership in Energy and Environmental Design**] Materials & Resources Credits for certified wood, in which the intent is to encourage environmentally responsible forest management. FSC certification is optional on many, but not all, OFS Brands' product lines. Please contact OFS Brands Customer Service for information in regards to which of our product lines are available as FSC certified, and what the necessary procedures are for ordering FSC certified products from OFS Brands.



OFS Brands' company-owned transportation company, Styline Logistics, is **SmartWay**-certified. SmartWay is one of U.S. Environmental Protection Agency's [**EPA**] clean air programs that uses voluntary, rather than regulatory methods, to achieve air quality benefits. SmartWay's focus is in the transportation sector, and encompasses products and services associated with fuel-consuming engines.



The "**Premium Indiana Forest Products**" brand tells everyone that there is an abundant, sustainable supply of the finest Indiana hardwoods to meet consumer demand. It also tells them that Indiana's forests are well-managed, legally-harvested and environmentally responsible. The logo is reflective of the wood itself. Indiana hardwoods display a depth that defies imagination.

PRODUCT REFERENCE | EASY MODIFICATION LIST

mod#	modification detail	list price
1. MOD#1	Standard OFS Brands Hardware Pulls	\$25 Each
2. MOD#2	All Modular Top, End Panel, and Back Panel Cut Downs	\$100
3. MOD#3	Move or Add Grommets (customer to specify location)	\$61 Each
4. MOD#4	Reinforced Drawers	Per \$30 Drawer
5. MOD#5	Fabric Tackboards (any size reduction or an increase in height up to 6")	\$50
11. MOD#11	Seating with 2 Different Fabrics Two Same Grade Fabrics = Next Higher Grade Two Different Grade Fabrics = Higher of the Two Three Different Grade Fabrics = Highest of the Three <i>(drawing may be required from customer at time of ordering)</i>	
12. MOD#12	Plywood Drawers	\$50 Each
13. MOD#13	Venting Slots (customer to specify location)	\$75
17. MOD#17	Wire Access Door in Back Panel (18" x 15") Left Hinge - Available on Bridges, Returns, Credenzas, & Corner Units. Top clearance is 3". (customer to specify location)	\$445 Each

Liability Clause:
This pricing structure represents the more commonly requested product modifications. Although these modifications can be applied to the vast majority of products listed in our price books, some modifications cannot be applied to products with non-standard design features. Please contact your Customer Service Representative if you require assistance.

How to Order:
Example

Qty	MOD#	Model Number	Modification Detail	Options	Price
1	MOD#2	CC-6630RT	cut down to 50" wide	T - BL2 - EY - X9 - X9 - X9 - X9 - X9	\$406 + \$100 = \$506

1. Top

	Model Number	W	D	H	Wt	Cu Ft	TFL	3D Lam/HPL	Veneer
Rectangle	CC-6630RT	66	30	29	97	9	\$406	\$528	\$611



2. Material

T TFL, 3D Laminate or HPL
V Veneer

3. Finish (edge finish will match surface)

TFL w/PVC edge

BL2 Black
FW2 Frosty White
GR2 Grey
PN2 Platinum
SH2 Shadow
SG2 Slate Grey
WL2 Wallaby
LC2 Light Cherry
MC2 Mocha Cherry
QE2 Quartered Espresso Cherry
VM2 Vintage Mahogany
EN2 English Walnut
NW2 Natural Walnut
BE2 Blonde Maple
MH2 Honey Maple
PW2 Quartered Maple
ST2 Steel Grey Oak
NG2 Natural Champagne (10% upcharge)
NH2 Natural Steam Wash (10% upcharge)
NT2 Natural White (10% upcharge)

3D Laminate

BL3 Black
FW3 Frosty White
GR3 Grey
PN3 Platinum
SH3 Shadow
WL3 Wallaby
LC3 Light Cherry
MC3 Mocha Cherry
QE3 Quartered Espresso Cherry
VM3 Vintage Mahogany
EN3 English Walnut
NW3 Natural Walnut
BE3 Blonde Maple
MH3 Honey Maple
PW3 Quartered Maple
ST3 Steel Grey Oak
NG3 Natural Champagne (10% upcharge)
NH3 Natural Steam Wash (10% upcharge)
NT3 Natural White (10% upcharge)

HPL w/PVC edge

BLP Black
FWP Frosty White
GRP Grey
PNP Platinum
SHP Shadow
SGP Slate Grey
WLP Wallaby
CHP Light Cherry
CMP Mocha Cherry
QEP Quartered Espresso Cherry
MGP Vintage Mahogany
MEP English Walnut
NWP Natural Walnut
BEP Blonde Maple
HNP Honey Maple
PWP Quartered Maple
STP Steel Grey Oak
NGP Natural Champagne (10% upcharge)
NHP Natural Steam Wash (10% upcharge)
NTP Natural White (10% upcharge)

Veneer w/veneer edge - quartered

MFC Formal Mahogany/Cherry
MGC Grand Cherry
MLC Light Cherry
MMC Mocha Cherry
MNC Natural Cherry
QEC Quartered Espresso Cherry
MVC Vintage Mahogany/Cherry
MGW English Walnut
MEW Executive Walnut
MNW Natural Walnut
MSW Sable Walnut
MVW Vintage Mahogany/Walnut
MBM Blonde Maple
MHM Honey Maple
PWM Quartered Maple
MRO Clear Oak
MSO Espresso Oak
MUO European Oak
MGO Steel Grey Oak
SVC Silver Grey Oak (10% upcharge)
C2Q Linea American Walnut (10% upcharge)
C2P Linea Silver Birch (10% upcharge)

4. Edge

TFL or HPL

EY Square

3D Laminate

B9G Ergo



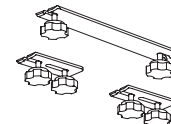
H3B Square

Veneer

DN Square

5. Connector Bracket

X9 No Connector Bracket



H3P Set of 2 Side and 1 Back Connector Brackets (+\$49)

6. Base

X9 No Base



Deuce (set of 2-26" bases)
ASC +\$537

7. Glide/Caster

X9 No Base

Glide
A4F (Standard)Black
A4G +\$50White
A4H +\$50

8. Base Column Color

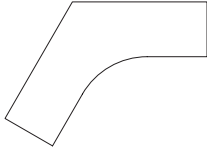
X9 No Base
WHT Arctic White
BWT Bone White
MSL Luster Grey
PBN Natural
H1P Oiled Bronze
BKO Onyx
MTS Slate
H1F Warm Grey

9. Base Foot Color

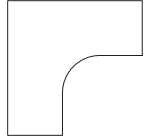
X9 No Base
WHT Arctic White
BWT Bone White
MSL Luster Grey
PBN Natural
H1P Oiled Bronze
BKO Onyx
PAL Polished Aluminum
MTS Slate
H1F Warm Grey

1. Top

	Model Number	W	D	H	Wt	Cu Ft	TFL	3D Lam/HPL	Veneer
Tri Cluster	CC-9446CU	93.5	46	29	90	12	\$964	\$1,253	\$1,407



Quad Cluster	CC-5454CU	54	54	29	95	12	\$737	\$958	\$1,122
--------------	-----------	----	----	----	----	----	-------	-------	---------



2. Material

T TFL, 3D Laminate or HPL
V Veneer

3. Finish (edge finish will match surface)

TFL w/PVC edge

BL2 Black
FW2 Frosty White
GR2 Grey
PN2 Platinum
SH2 Shadow
SG2 Slate Grey
WL2 Wallaby
LC2 Light Cherry
MC2 Mocha Cherry
QE2 Quartered Espresso Cherry
VM2 Vintage Mahogany
EN2 English Walnut
NW2 Natural Walnut
BE2 Blonde Maple
MH2 Honey Maple
PW2 Quartered Maple
ST2 Steel Grey Oak
NG2 Natural Champagne (10% upcharge)
NH2 Natural Steam Wash (10% upcharge)
NT2 Natural White (10% upcharge)

3D Laminate

BL3 Black
FW3 Frosty White
GR3 Grey
PN3 Platinum
SH3 Shadow
WL3 Wallaby
LC3 Light Cherry
MC3 Mocha Cherry
QE3 Quartered Espresso Cherry
VM3 Vintage Mahogany
EN3 English Walnut
NW3 Natural Walnut
BE3 Blonde Maple
MH3 Honey Maple
PW3 Quartered Maple
ST3 Steel Grey Oak
NG3 Natural Champagne (10% upcharge)
NH3 Natural Steam Wash (10% upcharge)
NT3 Natural White (10% upcharge)

HPL w/PVC edge

BLP Black
FWP Frosty White
GRP Grey
PNP Platinum
SHP Shadow
SGP Slate Grey
WLP Wallaby
CHP Light Cherry
CMP Mocha Cherry
QEP Quartered Espresso Cherry
MGP Vintage Mahogany
MEP English Walnut
NWP Natural Walnut
BEP Blonde Maple
HNP Honey Maple
PWP Quartered Maple
STP Steel Grey Oak
NGP Natural Champagne (10% upcharge)
NHP Natural Steam Wash (10% upcharge)
NTP Natural White (10% upcharge)

Veneer w/veneer edge - quartered

MFC Formal Mahogany/Cherry
MGC Grand Cherry
MLC Light Cherry
MMC Mocha Cherry
MNC Natural Cherry
QEC Quartered Espresso Cherry
MVC Vintage Mahogany/Cherry
MGW English Walnut
MEW Executive Walnut
MNW Natural Walnut
MSW Sable Walnut
MVW Vintage Mahogany/Walnut
MBM Blonde Maple
MHM Honey Maple
PWM Quartered Maple
MRO Clear Oak
MSO Espresso Oak
MUO European Oak
MGO Steel Grey Oak
SVC Silver Grey Oak (10% upcharge)
C2Q Linea American Walnut (10% upcharge)
C2P Linea Silver Birch (10% upcharge)

4. Edge

TFL or HPL

EY Square

3D Laminate

B9G Ergo



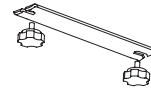
H3B Square

Veneer

DN Square

5. Connector Bracket

X9 No Connector Bracket



H3N Set of 2 Connector Brackets (+\$38)

6. Base

X9 No Base



Deuce (set of 2-20" and 1-14" bases)
ASC +\$738

7. Glide/Caster

X9 No Base



A4F (Standard)

Black
A4G +\$50White
A4H +\$50

8. Base Column Color

X9 No Base
WHT Arctic White
BWT Bone White
MSL Luster Grey
PBN Natural
H1P Oiled Bronze
BKO Onyx
MTS Slate
H1F Warm Grey

9. Base Foot Color

X9 No Base
WHT Arctic White
BWT Bone White
MSL Luster Grey
PBN Natural
H1P Oiled Bronze
BKO Onyx
PAL Polished Aluminum
MTS Slate
H1F Warm Grey

1. Top

	Model Number	W	D	Wt	Cu Ft	TFL	3D Lam/HPL	Veneer
Rectangle	CCH-6630RT	66	30	97	9	\$406	\$528	\$611



2. Material

T TFL, 3D Laminate or HPL
V Veneer

3. Finish (edge finish will match surface)

TFL w/PVC edge

BL2 Black
FW2 Frosty White
GR2 Grey
PN2 Platinum
SH2 Shadow
SG2 Slate Grey
WL2 Wallaby
LC2 Light Cherry
MC2 Mocha Cherry
QE2 Quartered Espresso Cherry
VM2 Vintage Mahogany
EN2 English Walnut
NW2 Natural Walnut
BE2 Blonde Maple
MH2 Honey Maple
PW2 Quartered Maple
ST2 Steel Grey Oak
NG2 Natural Champagne (10% upcharge)
NH2 Natural Steam Wash (10% upcharge)
NT2 Natural White (10% upcharge)

3D Laminate

BL3 Black
FW3 Frosty White
GR3 Grey
PN3 Platinum
SH3 Shadow
WL3 Wallaby
LC3 Light Cherry
MC3 Mocha Cherry
QE3 Quartered Espresso Cherry
VM3 Vintage Mahogany
EN3 English Walnut
NW3 Natural Walnut
BE3 Blonde Maple
MH3 Honey Maple
PW3 Quartered Maple
ST3 Steel Grey Oak
NG3 Natural Champagne (10% upcharge)
NH3 Natural Steam Wash (10% upcharge)
NT3 Natural White (10% upcharge)

HPL w/PVC edge

BLP Black
FWP Frosty White
GRP Grey
PNP Platinum
SHP Shadow
SGP Slate Grey
WLP Wallaby
CHP Light Cherry
CMP Mocha Cherry
QEP Quartered Espresso Cherry
MGP Vintage Mahogany
MEP English Walnut
NWP Natural Walnut
BEP Blonde Maple
HNP Honey Maple
PWP Quartered Maple
STP Steel Grey Oak
NGP Natural Champagne (10% upcharge)
NHP Natural Steam Wash (10% upcharge)
NTP Natural White (10% upcharge)

Veneer w/veneer edge - quartered

MFC Formal Mahogany/Cherry
MGC Grand Cherry
MLC Light Cherry
MMC Mocha Cherry
MNC Natural Cherry
QEC Quartered Espresso Cherry
MVC Vintage Mahogany/Cherry
MGW English Walnut
MEW Executive Walnut
MNW Natural Walnut
MSW Sable Walnut
MVW Vintage Mahogany/Walnut
MBM Blonde Maple
MHM Honey Maple
PWM Quartered Maple
MRO Clear Oak
MSO Espresso Oak
MUO European Oak
MGO Steel Grey Oak
SVC Silver Grey Oak (10% upcharge)
C2Q Linea American Walnut (10% upcharge)
C2P Linea Silver Birch (10% upcharge)

4. Edge

TFL or HPL

EY Square

3D Laminate

B9G Ergo



H3B Square

Veneer

DN Square

TABLE HEIGHT







Foot Style - Glide	Height	Range	Foot Style - Caster	Height	Range
Pneumatic w/flat glide	27.25 - 46	18.75	Pneumatic w/flat caster	29.25 - 48	18.75
Pneumatic w/tubular glide	28.25 - 47	18.75	Pneumatic w/tubular caster	30.25 - 49	18.75
Electrical Rectanglar w/flat glide	26.375 - 46	19.625	Electrical Rectanglar w/flat caster	28.375 - 48	19.625
Electrical Rectanglar w/tubular glide	27.375 - 47	19.625	Electrical Rectanglar w/tubular caster	29.375 - 49	19.625
Electrical Square w/flat glide	21.625 - 47.625	26	Electrical Square w/flat caster	23.625 - 49.625	26
Electrical Square w/tubular glide	22.625 - 48.625	26	Electrical Square w/tubular caster	24.625 - 50.625	26

5. Base

6. Base Foot Style

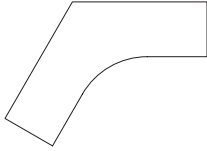
7. Base Color

8. Control Panel

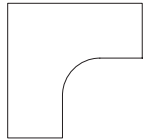
5. Base			6. Base Foot Style		7. Base Color	8. Control Panel
X9 No Base Ctr. Pneumatic (1 kit - 2 bases) 	C3N	Top Depth 30"	X9 No Base  Tubular Glide C3W (standard)	 Flat Glide C3V (+\$103)	X9 No Base BLK Black SLV Silver WHT White	X9 Pneumatic (Available on Electric Base Only) C4T Classic C4E Wellness (+\$53)
		+\$2,200				
	C3T	+\$1,966				
Ctr. Electric Rect. (1 kit - 2 bases) 	C3M	+\$2,228	 Tubular Caster C4D (+\$27)	 Flat Caster C3D (+\$130)		

1. Top

	Model Number	W	D	Wt	Cu Ft	TFL	3D Lam/HPL	Veneer
Tri Cluster	CCH-9446CU	93.5	46	90	12	\$964	\$1,253	\$1,407



Quad Cluster	CCH-5454CU	54	54	95	12	\$737	\$958	\$1,122
--------------	------------	----	----	----	----	-------	-------	---------



2. Material

T TFL, 3D Laminate or HPL
V Veneer

3. Finish (edge finish will match surface)

TFL w/PVC edge

BL2 Black
FW2 Frosty White
GR2 Grey
PN2 Platinum
SH2 Shadow
SG2 Slate Grey
WL2 Wallaby
LC2 Light Cherry
MC2 Mocha Cherry
QE2 Quartered Espresso Cherry
VM2 Vintage Mahogany
EN2 English Walnut
NW2 Natural Walnut
BE2 Blonde Maple
MH2 Honey Maple
PW2 Quartered Maple
ST2 Steel Grey Oak
NG2 Natural Champagne (10% upcharge)
NH2 Natural Steam Wash (10% upcharge)
NT2 Natural White (10% upcharge)

3D Laminate

BL3 Black
FW3 Frosty White
GR3 Grey
PN3 Platinum
SH3 Shadow
WL3 Wallaby
LC3 Light Cherry
MC3 Mocha Cherry
QE3 Quartered Espresso Cherry
VM3 Vintage Mahogany
EN3 English Walnut
NW3 Natural Walnut
BE3 Blonde Maple
MH3 Honey Maple
PW3 Quartered Maple
ST3 Steel Grey Oak
NG3 Natural Champagne (10% upcharge)
NH3 Natural Steam Wash (10% upcharge)
NT3 Natural White (10% upcharge)

HPL w/PVC edge

BLP Black
FWP Frosty White
GRP Grey
PNP Platinum
SHP Shadow
SGP Slate Grey
WLP Wallaby
CHP Light Cherry
CMP Mocha Cherry
QEP Quartered Espresso Cherry
MGP Vintage Mahogany
MEP English Walnut
NWP Natural Walnut
BEP Blonde Maple
HNP Honey Maple
PWP Quartered Maple
STP Steel Grey Oak
NGP Natural Champagne (10% upcharge)
NHP Natural Steam Wash (10% upcharge)
NTP Natural White (10% upcharge)

Veneer w/veneer edge - quartered

MFC Formal Mahogany/Cherry
MGC Grand Cherry
MLC Light Cherry
MMC Mocha Cherry
MNC Natural Cherry
QEC Quartered Espresso Cherry
MVC Vintage Mahogany/Cherry
MGW English Walnut
MEW Executive Walnut
MNW Natural Walnut
MSW Sable Walnut
MVW Vintage Mahogany/Walnut
MBM Blonde Maple
MHM Honey Maple
PWM Quartered Maple
MRO Clear Oak
MSO Espresso Oak
MUO European Oak
MGO Steel Grey Oak
SVC Silver Grey Oak (10% upcharge)
C2Q Linea American Walnut (10% upcharge)
C2P Linea Silver Birch (10% upcharge)

4. Edge

TFL or HPL



EY Square

3D Laminate



B9G Ergo



H3B Square

Veneer





DN Square

TABLE HEIGHT

Foot Style - Glide	Height	Range	Foot Style - Caster	Height	Range
Electrical Rectanglar w/flat glide	26.375 - 46	19.625	Electrical Rectanglar w/flat caster	28.375 - 48	19.625
Electrical Rectanglar w/tubular glide	27.375 - 47	19.625	Electrical Rectanglar w/tubular caster	29.375 - 49	19.625
Electrical Square w/flat glide	21.625 - 47.625	26	Electrical Square w/flat caster	23.625 - 49.625	26
Electrical Square w/tubular glide	22.625 - 48.625	26	Electrical Square w/tubular caster	24.625 - 50.625	26

5. Base

X9 No Base		Top Depth	
		46"	54"
Ctr. Electric Rect. (1 kit - 3 bases) 	C3T	+\$2,948	+\$2,948
Ctr. Electric Sq. (1 kit - 3 bases) 	C3M	+\$3,341	+\$3,341

6. Base Foot Style

X9 No Base	
 Tubular Glide C3W (standard)	 Flat Glide C3V (+\$103)
 Tubular Caster C4D (+\$27)	 Flat Caster C3D (+\$130)

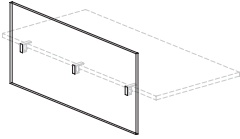
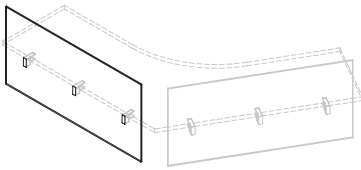
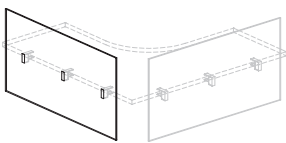
7. Base Color

X9 No Base
BLK Black
SLV Silver
WHT White

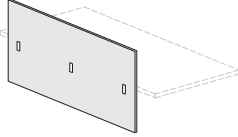
8. Control Panel

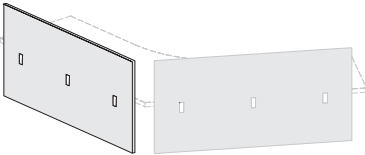
X9 No Base
C4T Classic
C4E Wellness (+\$53)

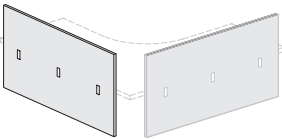
1. Modesty Panel

Model Number	Description	W	D	H	Wt	Cu Ft	List
 Requires: 3 WEBKT-1 per panel							
CC-WEMA-60/29.75	Use with CC-6630RT or CCH-6630RT	60	.25	29.75	17	1	\$878
CC-WEMA-60/23.75	Use with CC-6630RT or CCH-6630RT	60	.25	23.75	16	1	\$700
 Requires: 3 WEBKT-1 per panel							
							(price per panel)
CC-WEMA-48/29.75	Use with CC-9446CU or CCH-9446CU	48	.25	29.75	15	1	\$858
CC-WEMA-48/23.75	Use with CC-9446CU or CCH-9446CU	48	.25	23.75	13	1	\$681
 Requires: 3 WEBKT-1 per panel							
							(price per panel)
CC-WEMA-46/29.75	Use with CC-5454CU or CCH-5454CU	46	.25	29.75	16	1	\$747
CC-WEMA-46/23.75	Use with CC-5454CU or CCH-5454CU	46	.25	23.75	14	1	\$597

1. Modesty Panel

Model Number	Description	W	D	H	Wt	Cu Ft	Com
 Requires: 3 WEBKT-3 per panel							
CC-WEMF-60/29.75	Use with CC-6630RT or CCH-6630RT	60	1	29.75	27	1	2
CC-WEMF-60/23.75	Use with CC-6630RT or CCH-6630RT	60	1	23.75	26	1	2

 Requires: 3 WEBKT-3 per panel							
CC-WEMF-48/29.75	Use with CC-9446CU or CCH-9446CU	48	1	29.75	25	1	1.5
CC-WEMF-48/23.75	Use with CC-9446CU or CCH-9446CU	48	1	23.75	23	1	1.5

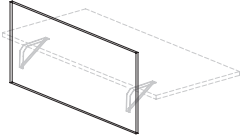
 Requires: 3 WEBKT-3 per panel							
CC-WEMF-46/29.75	Use with CC-5454CU or CCH-5454CU	46	1	29.75	26	1	1.5
CC-WEMF-46/23.75	Use with CC-5454CU or CCH-5454CU	46	1	23.75	24	1	1.5

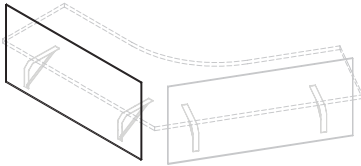
(price per panel)															
List Pricing/Grade	1	2	3	4	5	6	7	8	9	10	11	12	13	14	15
CC-WEMF-60/29.75	\$522	\$560	\$588	\$635	\$729	\$823	\$917	\$1,011	\$1,105	\$1,199	\$1,293	\$1,387	\$1,481	\$1,575	\$1,669
CC-WEMF-60/23.75	\$416	\$454	\$482	\$529	\$623	\$717	\$811	\$905	\$ 999	\$1,093	\$1,187	\$1,281	\$1,375	\$1,469	\$1,563
CC-WEMF-48/29.75	\$512	\$540	\$561	\$597	\$667	\$738	\$808	\$879	\$ 949	\$1,020	\$1,090	\$1,161	\$1,231	\$1,302	\$1,373
CC-WEMF-48/23.75	\$406	\$434	\$455	\$491	\$561	\$632	\$702	\$773	\$ 843	\$ 914	\$ 984	\$1,055	\$1,125	\$1,196	\$1,267
CC-WEMF-46/29.75	\$444	\$472	\$493	\$529	\$599	\$670	\$740	\$811	\$ 881	\$ 952	\$1,022	\$1,093	\$1,163	\$1,234	\$1,305
CC-WEMF-46/23.75	\$355	\$383	\$404	\$440	\$510	\$581	\$651	\$722	\$ 792	\$ 863	\$ 933	\$ 1,004	\$1,074	\$1,145	\$1,216

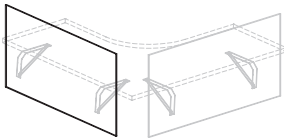
2. Grade/Fabric

See listing above under List Pricing/Grade for Upcharge.

1. Modesty Panel

Model Number	Description	W	D	H	Wt	Cu Ft	List
 Requires: 2 OWSBKT14 per panel							
CC-WEM-60/29.75	Use with CC-6630RT or CCH-6630RT	60	.75	29.75	27	1	\$316
CC-WEM-60/23.75	Use with CC-6630RT or CCH-6630RT	60	.75	23.75	26	1	\$252

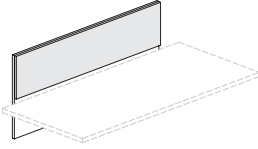
 Requires: 2 OWSBKT14 per panel							
							(price per panel)
CC-WEM-48/29.75	Use with CC-9446CU or CCH-9446CU	48	.75	29.75	25	1	\$287
CC-WEM-48/23.75	Use with CC-9446CU or CCH-9446CU	48	.75	23.75	23	1	\$224

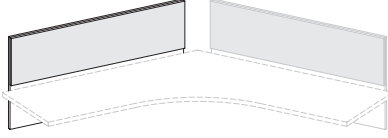
 Requires: 2 OWSBKT14 per panel							
							(price per panel)
CC-WEM-46/29.75	Use with CC-5454CU or CCH-5454CU	46	.75	29.75	26	1	\$268
CC-WEM-46/23.75	Use with CC-5454CU or CCH-5454CU	46	.75	23.75	24	1	\$214

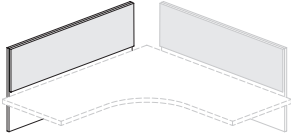
2. Finish

BL2	Black
FW2	Frosty White
GR2	Grey
PN2	Platinum
SH2	Shadow
SG2	Slate Grey
WL2	Wallaby
LC2	Light Cherry
MC2	Mocha Cherry
QE2	Quartered Espresso Cherry
VM2	Vintage Mahogany
EN2	English Walnut
NW2	Natural Walnut
BE2	Blonde Maple
MH2	Honey Maple
PW2	Quartered Maple
ST2	Steel Grey Oak
NG2	Natural Champagne (10% upcharge)
NH2	Natural Steam Wash (10% upcharge)
NT2	Natural White (10% upcharge)

1. Modesty Panel

Model Number	Description	W	D	H	Wt	Cu Ft	Com
	Requires: 2 OWSBKT14 per panel Optional end caps (set of 2) per panel						
CC-WEMT-60/29.75	Use with CC-6630RT or CCH-6630RT (18"H tackboard)	60	1.5	29.75	31	1	2
CC-WEMT-60/23.75	Use with CC-6630RT or CCH-6630RT (12"H tackboard)	60	1.5	23.75	30	1	2

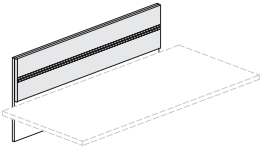
	Requires: 2 OWSBKT14 per panel Optional end caps (set of 2) per panel						
CC-WEMT-48/29.75	Use with CC-9446CU or CCH-9446CU (18"H tackboard)	48	1.5	29.75	29	1	1.5
CC-WEMT-48/23.75	Use with CC-9446CU or CCH-9446CU (12"H tackboard)	48	1.5	23.75	27	1	1.5

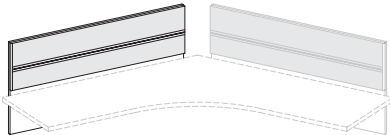
	Requires: 2 OWSBKT14 per panel Optional end caps (set of 2) per panel						
CC-WEMT-46/29.75	Use with CC-5454CU or CCH-5454CU (18"H tackboard)	46	1.5	29.75	30	1	1.5
CC-WEMT-46/23.75	Use with CC-5454CU or CCH-5454CU (12"H tackboard)	46	1.5	23.75	28	1	1.5

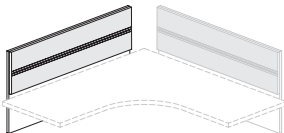
(price per panel)															
List Pricing/Grade	1	2	3	4	5	6	7	8	9	10	11	12	13	14	15
CC-WEMT-60/29.75	\$733	\$771	\$799	\$846	\$940	\$1,034	\$1,128	\$1,222	\$1,316	\$1,410	\$1,504	\$1,598	\$1,692	\$1,786	\$1,880
CC-WEMT-60/23.75	\$565	\$603	\$631	\$678	\$772	\$ 866	\$ 960	\$1,054	\$1,148	\$1,242	\$1,336	\$1,430	\$1,524	\$1,618	\$1,712
CC-WEMT-48/29.75	\$600	\$628	\$649	\$685	\$755	\$ 826	\$ 896	\$ 967	\$1,037	\$1,108	\$1,178	\$1,249	\$1,319	\$1,390	\$1,461
CC-WEMT-48/23.75	\$504	\$532	\$553	\$589	\$659	\$ 730	\$ 800	\$ 871	\$ 941	\$ 1,012	\$1,082	\$1,153	\$1,223	\$1,294	\$1,365
CC-WEMT-46/29.75	\$581	\$609	\$630	\$666	\$736	\$ 807	\$ 877	\$ 948	\$1,018	\$1,089	\$1,159	\$1,230	\$1,300	\$1,371	\$1,442
CC-WEMT-46/23.75	\$493	\$521	\$542	\$578	\$648	\$ 719	\$ 789	\$ 860	\$ 930	\$ 1,001	\$1,071	\$1,142	\$1,212	\$1,283	\$1,354

2. Finish	3. End Cap	4. Grade/Fabric
BL2 Black FW2 Frosty White GR2 Grey PN2 Platinum SH2 Shadow SG2 Slate Grey WL2 Wallaby LC2 Light Cherry MC2 Mocha Cherry QE2 Quartered Espresso Cherry VM2 Vintage Mahogany EN2 English Walnut NW2 Natural Walnut BE2 Blonde Maple MH2 Honey Maple PW2 Quartered Maple ST2 Steel Grey Oak NG2 Natural Champagne (10% upcharge) NH2 Natural Steam Wash (10% upcharge) NT2 Natural White (10% upcharge)	X9 No End Cap C4X End Caps (set of 2) - For panel 29.75"H (+\$115) For panel 23.75"H (+\$101)	See listing above under List Pricing/Grade for Upcharge. (Fabric must be tested and approved for tackboard use/compatibility)

1. Modesty Panel

Model Number	Description	W	D	H	Wt	Cu Ft	Com
	Includes end caps (set of 2) per panel Requires: 2 OWSBKT14 per panel Note: Optional work tools for use with toolrail sold on page 11						
CC-WEMTS-60/29.75	Use with CC-6630RT or CCH-6630RT (18"H tackboard w/toolrail)	60	1.5	29.75	33	1	2
CC-WEMTS-60/23.75	Use with CC-6630RT or CCH-6630RT (12"H tackboard w/toolrail)	60	1.5	23.75	32	1	2

	Includes end caps (set of 2) per panel Requires: 2 OWSBKT14 per panel Note: Optional work tools for use with toolrail sold on page 11						
CC-WEMTS-48/29.75	Use with CC-9446CU or CCH-9446CU (18"H tackboard w/toolrail)	48	1.5	29.75	31	1	1.5
CC-WEMTS-48/23.75	Use with CC-9446CU or CCH-9446CU (12"H tackboard w/toolrail)	48	1.5	23.75	29	1	1.5

	Includes end caps (set of 2) per panel Requires: 2 OWSBKT14 per panel Note: Optional work tools for use with toolrail sold on page 11						
CC-WEMTS-46/29.75	Use with CC-5454CU or CCH-5454CU (18"H tackboard w/toolrail)	46	1.5	29.75	32	1	1.5
CC-WEMTS-46/23.75	Use with CC-5454CU or CCH-5454CU (12"H tackboard w/toolrail)	46	1.5	23.75	30	1	1.5

(price per panel)															
List Pricing/Grade	1	2	3	4	5	6	7	8	9	10	11	12	13	14	15
CC-WEMTS-60/29.75	\$1,256	\$1,294	\$1,322	\$1,369	\$1,463	\$1,557	\$1,651	\$1,745	\$1,839	\$1,933	\$2,027	\$2,121	\$2,215	\$2,309	\$2,403
CC-WEMTS-60/23.75	\$ 972	\$ 1,010	\$1,038	\$1,085	\$1,179	\$1,273	\$1,367	\$1,461	\$1,555	\$1,649	\$1,743	\$1,837	\$1,931	\$2,025	\$2,119
CC-WEMTS-48/29.75	\$ 981	\$ 1,009	\$1,030	\$1,066	\$1,136	\$1,207	\$1,277	\$1,348	\$1,418	\$1,489	\$1,559	\$1,630	\$1,700	\$1,771	\$1,842
CC-WEMTS-48/23.75	\$ 766	\$ 794	\$ 815	\$ 851	\$ 921	\$ 992	\$1,062	\$1,133	\$1,203	\$1,274	\$1,344	\$1,415	\$1,485	\$1,556	\$1,627
CC-WEMTS-46/29.75	\$ 970	\$ 998	\$ 1,019	\$1,055	\$1,125	\$1,196	\$1,266	\$1,337	\$1,407	\$1,478	\$1,548	\$1,619	\$1,689	\$1,760	\$1,831
CC-WEMTS-46/23.75	\$ 756	\$ 784	\$ 805	\$ 841	\$ 911	\$ 982	\$1,052	\$1,123	\$1,193	\$1,264	\$1,334	\$1,405	\$1,475	\$1,546	\$1,617

2. Finish

BL2 Black
 FW2 Frosty White
 GR2 Grey
 PN2 Platinum
 SH2 Shadow
 SG2 Slate Grey
 WL2 Wallaby
 LC2 Light Cherry
 MC2 Mocha Cherry
 QE2 Quartered Espresso Cherry
 VM2 Vintage Mahogany
 EN2 English Walnut
 NW2 Natural Walnut
 BE2 Blonde Maple
 MH2 Honey Maple
 PW2 Quartered Maple
 ST2 Steel Grey Oak
 NG2 Natural Champagne (10% upcharge)
 NH2 Natural Steam Wash (10% upcharge)
 NT2 Natural White (10% upcharge)

3. Grade/Fabric

See listing above under List Pricing/Grade for Upcharge.

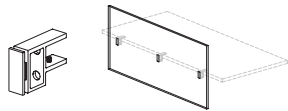
(Fabric must be tested and approved for tackboard use/compatibility)

1. Bracket

Model Number	Description	W	D	H	Wt	Cu Ft	List
--------------	-------------	---	---	---	----	-------	------

Worksurface Edge Modesty Bracket For Acrylic Panels

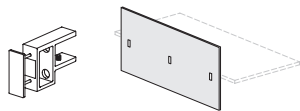
Clamps on front edge of worksurface to support modesty panel above and below the worksurface



WEBKT-1	1	3.6875	2.5	1	0.04	\$88
---------	---	--------	-----	---	------	------

Worksurface Edge Modesty Bracket For Fabric Panels

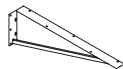
Clamps on front edge of worksurface to support modesty panel above and below the worksurface



WEBKT-3	1	3.6875	2.5	1	0.04	\$88
---------	---	--------	-----	---	------	------

Open Cantilever Worksurface Bracket For TFL Modesty Panels

Attaches modesty panel to worksurface




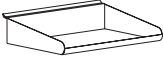

OWSBKT14	11	1.5	7	2	0.03	\$28
----------	----	-----	---	---	------	------

2. Finish

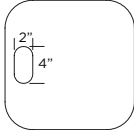
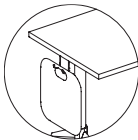
WHT Arctic White
BWT Bone White
MSL Luster Grey
PBN Natural
H1P Oiled Bronze
BKO Onyx
PAL Polished Aluminum
MTS Slate
MTS Warm Grey

(Not available in PAL-Polished Aluminum
on OWSBKT14)


1. Slat Rail Accessories

	Model Number	Description	W	D	H	Wt	Cu Ft	List
Paper Clip Holder 		Metal Warm silver finish Use with tackboard w/toolrail						
	SM2-10		3.25	2.25	1.625	1	1	\$51
Pencil Cup 		Metal Warm silver finish Use with tackboard w/toolrail						
	SM2-30		3.75	2.375	3.25	1	1	\$51
Small Tray 		Metal Warm silver finish Use with tackboard w/toolrail						
	SM2-40		7.875	5.5	1.5	2	1	\$51
Post-It-Note Tray 		Metal Warm silver finish Use with tackboard w/toolrail						
	SM2-60		3.5	3.5	1.5	1	1	\$51

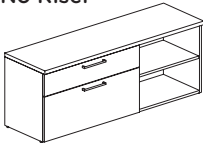
1. Markerboard

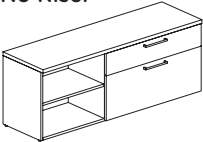
	Model Number	Description	W	D	H	Wt	Cu Ft	List
 		Hang from worksurface Includes 2 hooks that attach to underside of worksurface White dry erase markerboard surface on both sides						
	CC-1414MB		14	14	0.25	1	1	\$193

1. Tackboard End Cap

	Model Number	Description	W	D	H	Wt	Cu Ft	List
		Use with tackboard and tackboard w/toolrail Requires 2 caps each tackboard						
	SREC4 (set of 2)	Use with 29.75"H	.875	.8125	18.25	2	0.5	\$115
	SREC3 (set of 2)	Use with 23.75"H	.875	.8125	12.25	2	0.5	\$101

1. Floor Storage

Model Number	Description	W	D	H	Wt	Cu Ft	TFL	3D Lam	Veneer
Low Height Floor Storage No Riser 		Low height 1 box drawer 1 lateral file drawer for letter or legal filing 1 adjustable shelf Finished back Notes: Optional felt for top Optional cushion sold page 14							
CC-NL6019FSL	Floor Storage - 36" wide lateral file drawer	60	19	23	186	18	\$1,396	\$1,814	\$2,146
CC-NL4819FSL	Floor Storage - 30" wide lateral file drawer	48	19	23	174	14	\$1,249	\$1,623	\$1,922

Low Height Floor Storage
No Riser

Low height
1 box drawer
1 lateral file drawer for letter or legal filing
1 adjustable shelf
Finished back

Notes:
Optional felt for top
Optional cushion sold page 14

CC-NL6019FSR	Floor Storage - 36" wide lateral file drawer	60	19	23	186	18	\$1,396	\$1,814	\$2,146
CC-NL4819FSR	Floor Storage - 30" wide lateral file drawer	48	19	23	174	14	\$1,249	\$1,623	\$1,922

2. Laminate

T TFL or 3D Laminate

3. Top Finish

TFL w/PVC edge
 BL2 Black
 FW2 Frosty White
 GR2 Grey
 PN2 Platinum
 SH2 Shadow
 SG2 Slate Grey
 WL2 Wallaby
 LC2 Light Cherry
 MC2 Mocha Cherry
 QE2 Quartered Espresso Cherry
 VM2 Vintage Mahogany
 EN2 English Walnut
 NW2 Natural Walnut
 BE2 Blonde Maple
 MH2 Honey Maple
 PW2 Quartered Maple
 ST2 Steel Grey Oak
 NG2 Natural Champagne (10% upcharge)
 NH2 Natural Steam Wash (10% upcharge)
 NT2 Natural White (10% upcharge)

3D Laminate
 BL3 Black
 FW3 Frosty White
 GR3 Grey
 PN3 Platinum
 SH3 Shadow
 WL3 Wallaby
 LC3 Light Cherry
 MC3 Mocha Cherry
 QE3 Quartered Espresso Cherry
 VM3 Vintage Mahogany
 EN3 English Walnut
 NW3 Natural Walnut
 BE3 Blonde Maple
 MH3 Honey Maple
 PW3 Quartered Maple
 ST3 Steel Grey Oak
 NG3 Natural Champagne (10% upcharge)
 NH3 Natural Steam Wash (10% upcharge)
 NT3 Natural White (10% upcharge)

4. Chassis

TFL
 BL2 Black
 FW2 Frosty White
 GR2 Grey
 PN2 Platinum
 SH2 Shadow
 SG2 Slate Grey
 WL2 Wallaby
 LC2 Light Cherry
 MC2 Mocha Cherry
 QE2 Quartered Espresso Cherry
 VM2 Vintage Mahogany
 EN2 English Walnut
 NW2 Natural Walnut
 BE2 Blonde Maple
 MH2 Honey Maple
 PW2 Quartered Maple
 ST2 Steel Grey Oak
 NG2 Natural Champagne
 NH2 Natural Steam Wash
 NT2 Natural White

5. Top Drawer


TFL
 BL2 EN2
 FW2 NW2
 GR2 BE2
 PN2 MH2
 SH2 PW2
 SG2 ST2
 WL2 NG2
 LC2 NH2
 MC2 NT2
 QE2
 VM2


6. 2nd Drawer

TFL
 BL2 EN2
 FW2 NW2
 GR2 BE2
 PN2 MH2
 SH2 PW2
 SG2 ST2
 WL2 NG2
 LC2 NH2
 MC2 NT2
 QE2
 VM2

7. Pull

VE Duet Black
 VF Duet Satin Nickel


 VJ Era Black
 VK Era Satin Nickel


 VG Forte Black
 VH Forte Satin Nickel

8. Lock

NL - No Lock
 NM - Locking - add \$67
 H2X - Key Specific Locking - add \$67

 (Lock core order form must be included when ordering H2X option)

9. Felt

X9 - No Felt
 ANS - Anthracite
 CRS - Curry
 EBS - EcoBrown
 JNS - Jeans
 LBS - LightBlue
 LMS - Lime
 MKS - Mokka
 OWS - OffWhite

 ORS - Orange
 PKS - Pink
 RDS - Red
 SGS - StoneGrey
 For CC-NL6019FSL - add \$374
 For CC-NL4819FSL - add \$300
 For CC-NL6019FSR - add \$374
 For CC-NL4819FSR - add \$300

2. Veneer

V Veneer

3. Top Finish

Veneer w/veneer edge - quartered
 MFC Formal Mahogany/Cherry
 MGC Grand Cherry
 MLC Light Cherry
 MMC Mocha Cherry
 MNC Natural Cherry
 QEC Quartered Espresso Cherry
 MVC Vintage Mahogany/Cherry
 MGW English Walnut
 MEW Executive Walnut
 MNW Natural Walnut
 MSW Sable Walnut
 MVW Vintage Mahogany/Walnut
 MBM Blonde Maple
 MHM Honey Maple
 PWM Quartered Maple
 MRO Clear Oak
 MSO Espresso Oak
 MUO European Oak
 MGO Steel Grey Oak
 SVC Silver Grey Oak (10% upcharge)
 C2Q Linea American Walnut (10% upcharge)
 C2P Linea Silver Birch (10% upcharge)

4. Chassis

Veneer
 MFC
 MGC
 MLC
 MMC
 MNC
 QEC
 MVC
 MGW
 MEW
 MNW
 MSW
 MVW
 MBM
 MHM
 PWM
 MRO
 MSO
 MUO
 MGO
 SVC
 C2Q
 C2P

5. Top Drawer


Veneer
 MFC MVW
 MGC MBM
 MLC MHM
 MMC PWM
 MNC MRO
 QEC MSO
 MVC MUO
 MGW MGO
 MEW SVC
 MNW C2Q
 MSW C2P


6. 2nd Drawer

Veneer
 MFC MVW
 MGC MBM
 MLC MHM
 MMC PWM
 MNC MRO
 QEC MSO
 MVC MUO
 MGW MGO
 MEW SVC
 MNW C2Q
 MSW C2P

7. Pull

VE Duet Black
 VF Duet Satin Nickel


 VJ Era Black
 VK Era Satin Nickel


 VG Forte Black
 VH Forte Satin Nickel

8. Lock

NL - No Lock
 NM - Locking - add \$67
 H2X - Key Specific Locking - add \$67

 (Lock core order form must be included when ordering H2X option)

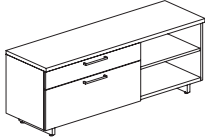
9. Felt

X9 - No Felt
 ANS - Anthracite
 CRS - Curry
 EBS - EcoBrown
 JNS - Jeans
 LBS - LightBlue
 LMS - Lime
 MKS - Mokka
 OWS - OffWhite

 ORS - Orange
 PKS - Pink
 RDS - Red
 SGS - StoneGrey
 For CC-NL6019FSL - add \$374
 For CC-NL4819FSL - add \$300
 For CC-NL6019FSR - add \$374
 For CC-NL4819FSR - add \$300

1. Floor Storage

Low Height Floor Storage With Riser

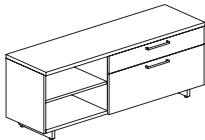


Low height
1 tray drawer
1 lateral file drawer for letter or legal filing
1 adjustable shelf

Notes:
Optional felt for top
Optional cushion sold page 14

CC-RL6019FSL	Floor Storage - 36" wide lateral file drawer	60	19	23	180	18	\$1,525	\$1,982	\$2,346
CC-RL4819FSL	Floor Storage - 30" wide lateral file drawer	48	19	23	170	14	\$1,366	\$1,775	\$2,100

Low Height Floor Storage With Riser



Low height
1 tray drawer
1 lateral file drawer for letter or legal filing
1 adjustable shelf

Notes:
Optional felt for top
Optional cushion sold page 14

CC-RL6019FSR	Floor Storage - 36" wide lateral file drawer	60	19	23	180	18	\$1,525	\$1,982	\$2,346
CC-RL4819FSR	Floor Storage - 30" wide lateral file drawer	48	19	23	170	14	\$1,366	\$1,775	\$2,100

2. Laminate

T TFL or 3D Laminate

3. Top Finish

TFL w/PVC edge
BL2 Black
FW2 Frosty White
GR2 Grey
PN2 Platinum
SH2 Shadow
SG2 Slate Grey
WL2 Wallaby
LC2 Light Cherry
MC2 Mocha Cherry
QE2 Quartered Espresso
Cherry
VM2 Vintage Mahogany
EN2 English Walnut
NW2 Natural Walnut
BE2 Blonde Maple
MH2 Honey Maple
PW2 Quartered Maple
ST2 Steel Grey Oak
NG2 Natural Champagne
(10% upcharge)
NH2 Natural Steam Wash
(10% upcharge)
NT2 Natural White
(10% upcharge)

3D Laminate
BL3 Black
FW3 Frosty White
GR3 Grey
PN3 Platinum
SH3 Shadow
WL3 Wallaby
LC3 Light Cherry
MC3 Mocha Cherry
QE3 Quartered Espresso
Cherry
VM3 Vintage Mahogany
EN3 English Walnut
NW3 Natural Walnut
BE3 Blonde Maple
MH3 Honey Maple
PW3 Quartered Maple
ST3 Steel Grey Oak
NG3 Natural Champagne
(10% upcharge)
NH3 Natural Steam Wash
(10% upcharge)
NT3 Natural White
(10% upcharge)

4. Chassis

TFL
BL2 Black
FW2 Frosty White
GR2 Grey
PN2 Platinum
SH2 Shadow
SG2 Slate Grey
WL2 Wallaby
LC2 Light Cherry
MC2 Mocha Cherry
QE2 Quartered Espresso
Cherry
VM2 Vintage Mahogany
EN2 English Walnut
NW2 Natural Walnut
BE2 Blonde Maple
MH2 Honey Maple
PW2 Quartered Maple
ST2 Steel Grey Oak
NG2 Natural Champagne
(10% upcharge)
NH2 Natural Steam Wash
(10% upcharge)
NT2 Natural White
(10% upcharge)

5. Top Drawer

TFL
BL2 EN2
FW2 NW2
GR2 BE2
PN2 MH2
SH2 PW2
SG2 ST2
WL2 NG2
LC2 NH2
MC2 NT2
QE2
VM2

6. 2nd Drawer

TFL
BL2 EN2
FW2 NW2
GR2 BE2
PN2 MH2
SH2 PW2
SG2 ST2
WL2 NG2
LC2 NH2
MC2 NT2
QE2
VM2

7. Pull

VE Duet Black
VF Duet Satin Nickel

VJ Era Black
VK Era Satin Nickel

VG Forte Black
VH Forte Satin Nickel

8. Lock

NL - No Lock
NM - Locking - add \$67
H2X - Key Specific
Locking - add \$67

(Lock core order form must be included when ordering H2X option)

9. Felt

X9 - No Felt
ANS - Anthracite
CRS - Curry
EBS - EcoBrown
JNS - Jeans
LBS - LightBlue
LMS - Lime
MKS - Mokka
OWS - OffWhite

ORS - Orange
PKS - Pink
RDS - Red
SGS - StoneGrey
For CC-RL6019FSL - add \$374
For CC-RL4819FSL - add \$300
For CC-RL6019FSR - add \$374
For CC-RL4819FSR - add \$300

2. Veneer

V Veneer

3. Top Finish

Veneer w/veneer edge - quartered
MFC Formal Mahogany/Cherry
MGC Grand Cherry
MLC Light Cherry
MMC Mocha Cherry
MNC Natural Cherry
QEC Quartered Espresso Cherry
MVC Vintage Mahogany/Cherry
MGW English Walnut
MEW Executive Walnut
MNW Natural Walnut
MSW Sable Walnut
MVW Vintage Mahogany/Walnut
MBM Blonde Maple
MHM Honey Maple
PWM Quartered Maple
MRO Clear Oak
MSO Espresso Oak
MUO European Oak
MGO Steel Grey Oak
SVC Silver Grey Oak (10% upcharge)
C2Q Linea American Walnut
(10% upcharge)
C2P Linea Silver Birch (10% upcharge)

4. Chassis

Veneer
MFC
MGC
MLC
MMC
MNC
QEC
MVC
MGW
MEW
MNW
MSW
MVW
MBM
MHM
PWM
MRO
MSO
MUO
MGO
SVC
C2Q
C2P

5. Top Drawer

Veneer
MFC MVW
MGC MBM
MLC MHM
MMC PWM
MNC MRO
QEC MSO
MVC MUO
MGW MGO
MEW SVC
MNW C2Q
MSW C2P

6. 2nd Drawer

Veneer
MFC MVW
MGC MBM
MLC MHM
MMC PWM
MNC MRO
QEC MSO
MVC MUO
MGW MGO
MEW SVC
MNW C2Q
MSW C2P

7. Pull

VE Duet Black
VF Duet Satin Nickel

VJ Era Black
VK Era Satin Nickel

VG Forte Black
VH Forte Satin Nickel

8. Lock

NL - No Lock
NM - Locking - add \$67
H2X - Key Specific
Locking - add \$67

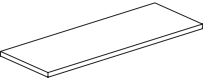
(Lock core order form must be included when ordering H2X option)

9. Felt

X9 - No Felt
ANS - Anthracite
CRS - Curry
EBS - EcoBrown
JNS - Jeans
LBS - LightBlue
LMS - Lime
MKS - Mokka
OWS - OffWhite

ORS - Orange
PKS - Pink
RDS - Red
SGS - StoneGrey
For CC-RL6019FSL - add \$374
For CC-RL4819FSL - add \$300
For CC-RL6019FSR - add \$374
For CC-RL4819FSR - add \$300

1. Floor Storage Cushion

Model Number	Description	W	D	H	Wt	Cu Ft	Com
	Notes: Must specify grade/fabric A sample of all COM fabrics must be submitted to First Office for preliminary approval prior to shipment of fabric. See First Office Seating Price List for COM Ordering Instructions. Must be field installed						


CC-6019SC	Use with 60"W floor storage, position over entire unit	60	19	1.5	11	2	2
CC-3619SC	Use with 60"W floor storage, position over lateral files	36	19	1.5	9	1	1.5
CC-4819SC	Use with 48"W floor storage, position over entire unit	48	19	1.5	10	2	1.75
CC-3019SC	Use with 48"W floor storage, position over lateral files	30	19	1.5	9	1	1.25

List Pricing/Grade com (2 yds.)																	
1	2	3	4	5	6	7	8	9	10	11	12	13	14	15	L1	L2	L3
\$557	\$595	\$623	\$670	\$764	\$858	\$952	\$1,046	\$1,140	\$1,234	\$1,328	\$1,422	\$1,516	\$1,610	\$1,704	\$883	\$993	\$1,129
com (1.5 yds.)																	
\$339	\$367	\$388	\$424	\$494	\$565	\$635	\$ 706	\$ 776	\$ 847	\$ 917	\$ 988	\$1,058	\$1,129	\$1,200	\$591	\$673	\$ 775
com (1.75 yds.)																	
\$453	\$486	\$511	\$552	\$634	\$716	\$799	\$ 881	\$ 963	\$1,045	\$1,128	\$1,210	\$1,292	\$1,375	\$1,457	\$742	\$838	\$ 957
com (1.25 yds.)																	
\$362	\$386	\$403	\$433	\$491	\$550	\$609	\$ 668	\$ 726	\$ 785	\$ 844	\$ 903	\$ 962	\$1,020	\$1,079	\$576	\$645	\$ 730

2. Grade/Fabric

See listing above under List Pricing/Grade for Upcharge.

1. Mobile Pedestal

	Model Number	Description	W	D	H	Wt	Cu Ft	TFL	3D Lam	Veneer
Pedestal 		1 box drawer 1 file drawer for letter or legal filing Casters for mobility								
		Notes: No cushion Finished top								
	CC-1619MP7		15.625	19.25	21.375	117	6	\$639	\$832	\$979

2. Laminate

T TFL or 3D Laminate

3. Top Finish

TFL w/PVC edge

BL2 Black
FW2 Frosty White
GR2 Grey
PN2 Platinum
SH2 Shadow
SG2 Slate Grey
WL2 Wallaby
LC2 Light Cherry
MC2 Mocha Cherry
QE2 Quartered Espresso Cherry
VM2 Vintage Mahogany
EN2 English Walnut
NW2 Natural Walnut
BE2 Blonde Maple
MH2 Honey Maple
PW2 Quartered Maple
ST2 Steel Grey Oak
NG2 Natural Champagne (10% upcharge)
NH2 Natural Steam Wash (10% upcharge)
NT2 Natural White (10% upcharge)

3D Laminate

BL3 Black
FW3 Frosty White
GR3 Grey
PN3 Platinum
SH3 Shadow
WL3 Wallaby
LC3 Light Cherry
MC3 Mocha Cherry
QE3 Quartered Espresso Cherry
VM3 Vintage Mahogany
EN3 English Walnut
NW3 Natural Walnut
BE3 Blonde Maple
MH3 Honey Maple
PW3 Quartered Maple
ST3 Steel Grey Oak
NG3 Natural Champagne (10% upcharge)
NH3 Natural Steam Wash (10% upcharge)
NT3 Natural White (10% upcharge)

4. Chassis

TFL

BL2 Black
FW2 Frosty White
GR2 Grey
PN2 Platinum
SH2 Shadow
SG2 Slate Grey
WL2 Wallaby
LC2 Light Cherry
MC2 Mocha Cherry
QE2 Quartered Espresso Cherry
VM2 Vintage Mahogany
EN2 English Walnut
NW2 Natural Walnut
BE2 Blonde Maple
MH2 Honey Maple
PW2 Quartered Maple
ST2 Steel Grey Oak
NG2 Natural Champagne
NH2 Natural Steam Wash
NT2 Natural White

5. Top Drawer

TFL

BL2 EN2
FW2 NW2
GR2 BE2
PN2 MH2
SH2 PW2
SG2 ST2
WL2 NG2
LC2 NH2
MC2 NT2
QE2
VM2

6. 2nd Drawer

TFL

BL2 EN2
FW2 NW2
GR2 BE2
PN2 MH2
SH2 PW2
SG2 ST2
WL2 NG2
LC2 NH2
MC2 NT2
QE2
VM2

7. Pull

VE Duet Black
VF Duet Satin Nickel

VJ Era Black
VK Era Satin Nickel

VG Forte Black
VH Forte Satin Nickel

8. Lock

NL - No Lock
NM - Locking - add \$67
H2X - Key Specific
Locking - add \$67

(Lock core order form must be included when ordering H2X option)

9. Felt

X9 - No Felt
ANS - Anthracite
CRS - Curry
EBS - EcoBrown
JNS - Jeans
LBS - LightBlue
LMS - Lime
MKS - Mokka

OWS - OffWhite
ORS - Orange
PKS - Pink
RDS - Red
SGS - StoneGrey

For felt - add \$94

2. Veneer

V Veneer

3. Top Finish

Veneer w/veneer edge - quartered

MFC Formal Mahogany/Cherry
MGC Grand Cherry
MLC Light Cherry
MMC Mocha Cherry
MNC Natural Cherry
QEC Quartered Espresso Cherry
MVC Vintage Mahogany/Cherry
MGW English Walnut
MEW Executive Walnut
MNW Natural Walnut
MSW Sable Walnut
MVW Vintage Mahogany/Walnut
MBM Blonde Maple
MHM Honey Maple
PWM Quartered Maple
MRO Clear Oak
MSO Espresso Oak
MUO European Oak
MGO Steel Grey Oak
SVC Silver Grey Oak (10% upcharge)
C2Q Linea American Walnut (10% upcharge)
C2P Linea Silver Birch (10% upcharge)

4. Chassis

Veneer

MFC
MGC
MLC
MMC
MNC
QEC
MVC
MGW
MEW
MNW
MSW
MVW
MBM
MHM
PWM
MRO
MSO
MUO
MGO
SVC
C2Q
C2P

5. Top Drawer

Veneer

MFC MVW
MGC MBM
MLC MHM
MMC PWM
MNC MRO
QEC MSO
MVC MUO
MGW MGO
MEW SVC
MNW C2Q
MSW C2P

6. 2nd Drawer

Veneer

MFC MVW
MGC MBM
MLC MHM
MMC PWM
MNC MRO
QEC MSO
MVC MUO
MGW MGO
MEW SVC
MNW C2Q
MSW C2P

7. Pull

VE Duet Black
VF Duet Satin Nickel

VJ Era Black
VK Era Satin Nickel

VG Forte Black
VH Forte Satin Nickel

8. Lock

NL - No Lock
NM - Locking - add \$67
H2X - Key Specific
Locking - add \$67

(Lock core order form must be included when ordering H2X option)


9. Felt

X9 - No Felt
ANS - Anthracite
CRS - Curry
EBS - EcoBrown
JNS - Jeans
LBS - LightBlue
LMS - Lime
MKS - Mokka

OWS - OffWhite
ORS - Orange
PKS - Pink
RDS - Red
SGS - StoneGrey

For felt - add \$94

1. Mobile Pedestal

	Model Number	Description	W	D	H	Wt	Cu Ft	TFL	Veneer
Pedestal 		1 box drawer 1 file drawer for letter or legal filing Casters for mobility							
		Notes: Must use with cushion CC-1619SC2 on page 19 Unfinished top							
	CC-1619MP8		15.625	19.25	20.4375	115	6	\$620	\$935

2. Laminate

T TFL

3. Finish

4. Top Drawer

5. 2nd Drawer

TFL w/PVC edge

BL2 Black
 FW2 Frosty White
 GR2 Grey
 PN2 Platinum
 SH2 Shadow
 SG2 Slate Grey
 WL2 Wallaby
 LC2 Light Cherry
 MC2 Mocha Cherry
 QE2 Quartered Espresso
 Cherry
 VM2 Vintage Mahogany
 EN2 English Walnut
 NW2 Natural Walnut
 BE2 Blonde Maple
 MH2 Honey Maple
 PW2 Quartered Maple
 ST2 Steel Grey Oak
 NG2 Natural Champagne
 (10% upcharge)
 NH2 Natural Steam Wash
 (10% upcharge)
 NT2 Natural White
 (10% upcharge)

TFL

BL2
 FW2
 GR2
 PN2
 SH2
 SG2
 WL2
 LC2
 MC2
 QE2
 VM2
 EN2
 NW2
 BE2
 MH2
 PW2
 ST2
 NG2
 NH2
 NT2

TFL

BL2
 FW2
 GR2
 PN2
 SH2
 SG2
 WL2
 LC2
 MC2
 QE2
 VM2
 EN2
 NW2
 BE2
 MH2
 PW2
 ST2
 NG2
 NH2
 NT2

6. Pull


 VE Duet Black
 VF Duet Satin Nickel


 VJ Era Black
 VK Era Satin Nickel


 VG Forte Black
 VH Forte Satin Nickel

7. Lock

NL - No Lock
 NM - Locking - add \$67
 H2X - Key Specific Locking - add \$67

(Lock core order form must be included
 when ordering H2X option)

2. Veneer

V Veneer

3. Finish

4. Top Drawer

5. 2nd Drawer

Veneer w/veneer edge - quartered

MFC Formal Mahogany/
 Cherry
 MGC Grand Cherry
 MLC Light Cherry
 MMC Mocha Cherry
 MNC Natural Cherry
 QEC Quartered Espresso
 Cherry
 MVC Vintage Mahogany/
 Cherry
 MGW English Walnut
 MEW Executive Walnut
 MNW Natural Walnut
 MSW Sable Walnut
 MVW Vintage Mahogany/
 Walnut
 MBM Blonde Maple
 MHM Honey Maple
 PWM Quartered Maple
 MRO Clear Oak
 MSO Espresso Oak
 MUO European Oak
 MGO Steel Grey Oak
 SVC Silver Grey Oak
 (10% upcharge)
 C2Q Linea American Walnut
 (10% upcharge)
 C2P Linea Silver Birch
 (10% upcharge)

Veneer


MFC
 MGC
 MLC
 MMC
 MNC
 QEC
 MVC
 MGW
 MEW
 MNW
 MSW
 MVW
 MBM
 MHM
 PWM
 MRO
 MSO
 MUO
 MGO
 SVC
 C2Q
 C2P

Veneer

MFC
 MGC
 MLC
 MMC
 MNC
 QEC
 MVC
 MGW
 MEW
 MNW
 MSW
 MVW
 MBM
 MHM
 PWM
 MRO
 MSO
 MUO
 MGO
 SVC
 C2Q
 C2P

6. Pull


 VE Duet Black
 VF Duet Satin Nickel


 VJ Era Black
 VK Era Satin Nickel

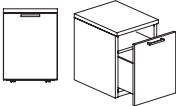

 VG Forte Black
 VH Forte Satin Nickel

7. Lock

NL - No Lock
 NM - Locking - add \$67
 H2X - Key Specific Locking - add \$67

(Lock core order form must be included
 when ordering H2X option)

1. Mobile Pedestal

	Model Number	Description	W	D	H	Wt	Cu Ft	TFL	3D Lam	Veneer
Pedestal 		1 file drawer for letter or legal filing Open shelf behind drawer front Casters for mobility								
		Notes: No cushion Finished top								
	CC-1619MP3		15.625	19.25	21.375	112	6	\$609	\$791	\$911

Pedestal



1 adjustable shelf behind door
Casters for mobility

Notes:
No cushion
Finished top

CC-1619MP5	15.625	19.25	21.375	110	6	\$527	\$687	\$832
------------	--------	-------	--------	-----	---	-------	-------	-------

2. Laminate

T TFL or 3D Laminate

3. Top Finish

TFL w/PVC edge
 BL2 Black
 FW2 Frosty White
 GR2 Grey
 PN2 Platinum
 SH2 Shadow
 SG2 Slate Grey
 WL2 Wallaby
 LC2 Light Cherry
 MC2 Mocha Cherry
 QE2 Quartered Espresso Cherry
 VM2 Vintage Mahogany
 EN2 English Walnut
 NW2 Natural Walnut
 BE2 Blonde Maple
 MH2 Honey Maple
 PW2 Quartered Maple
 ST2 Steel Grey Oak
 NG2 Natural Champagne (10% upcharge)
 NH2 Natural Steam Wash (10% upcharge)
 NT2 Natural White (10% upcharge)

3D Laminate
 BL3 Black
 FW3 Frosty White
 GR3 Grey
 PN3 Platinum
 SH3 Shadow
 WL3 Wallaby
 LC3 Light Cherry
 MC3 Mocha Cherry
 QE3 Quartered Espresso Cherry
 VM3 Vintage Mahogany
 EN3 English Walnut
 NW3 Natural Walnut
 BE3 Blonde Maple
 MH3 Honey Maple
 PW3 Quartered Maple
 ST3 Steel Grey Oak
 NG3 Natural Champagne (10% upcharge)
 NH3 Natural Steam Wash (10% upcharge)
 NT3 Natural White (10% upcharge)

4. Chassis




TFL
 BL2 Black
 FW2 Frosty White
 GR2 Grey
 PN2 Platinum
 SH2 Shadow
 SG2 Slate Grey
 WL2 Wallaby
 LC2 Light Cherry
 MC2 Mocha Cherry
 QE2 Quartered Espresso Cherry
 VM2 Vintage Mahogany
 EN2 English Walnut
 NW2 Natural Walnut
 BE2 Blonde Maple
 MH2 Honey Maple
 PW2 Quartered Maple
 ST2 Steel Grey Oak
 NG2 Natural Champagne
 NH2 Natural Steam Wash
 NT2 Natural White

5. Drawer/Door

TFL

BL2 EN2
 FW2 NW2
 GR2 BE2
 PN2 MH2
 SH2 PW2
 SG2 ST2
 WL2 NG2
 LC2 NH2
 MC2 NT2
 QE2
 VM2

6. Pull


 VE Duet Black
 VF Duet Satin Nickel

 VJ Era Black
 VK Era Satin Nickel

 VG Forte Black
 VH Forte Satin Nickel

7. Lock

NL - No Lock
 NM - Locking - add \$67
 H2X - Key Specific
 Locking - add \$67
 (Lock core order form must be included when ordering H2X option)

8. Felt

X9 - No Felt
 ANS - Anthracite
 CRS - Curry
 EBS - EcoBrown
 JNS - Jeans
 LBS - LightBlue
 LMS - Lime
 MKS - Mokka
 OWS - OffWhite
 ORS - Orange
 PKS - Pink
 RDS - Red
 SGS - StoneGrey
 For felt - add \$94

2. Veneer

V Veneer

3. Top Finish

Veneer w/veneer edge - quartered
 MFC Formal Mahogany/Cherry
 MGC Grand Cherry
 MLC Light Cherry
 MMC Mocha Cherry
 MNC Natural Cherry
 QEC Quartered Espresso Cherry
 MVC Vintage Mahogany/Cherry
 MGW English Walnut
 MEW Executive Walnut
 MNW Natural Walnut
 MSW Sable Walnut
 MVW Vintage Mahogany/Walnut
 MBM Blonde Maple
 MHM Honey Maple
 PWM Quartered Maple
 MRO Clear Oak
 MSO Espresso Oak
 MUO European Oak
 MGO Steel Grey Oak
 SVC Silver Grey Oak (10% upcharge)
 C2Q Linea American Walnut (10% upcharge)
 C2P Linea Silver Birch (10% upcharge)

4. Chassis




Veneer
 MFC
 MGC
 MLC
 MMC
 MNC
 QEC
 MVC
 MGW
 MEW
 MNW
 MSW
 MVW
 MBM
 MHM
 PWM
 MRO
 MSO
 MUO
 MGO
 SVC
 C2Q
 C2P

5. Drawer/Door

Veneer

MFC MVW
 MGC MBM
 MLC MHM
 MMC PWM
 MNC MRO
 QEC MSO
 MVC MUO
 MGW MGO
 MEW SVC
 MNW C2Q
 MSW C2P

6. Pull


 VE Duet Black
 VF Duet Satin Nickel

 VJ Era Black
 VK Era Satin Nickel

 VG Forte Black
 VH Forte Satin Nickel

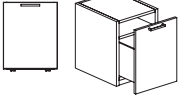
7. Lock

NL - No Lock
 NM - Locking - add \$67
 H2X - Key Specific
 Locking - add \$67
 (Lock core order form must be included when ordering H2X option)

8. Felt

X9 - No Felt
 ANS - Anthracite
 CRS - Curry
 EBS - EcoBrown
 JNS - Jeans
 LBS - LightBlue
 LMS - Lime
 MKS - Mokka
 OWS - OffWhite
 ORS - Orange
 PKS - Pink
 RDS - Red
 SGS - StoneGrey
 For felt - add \$94

1. Mobile Pedestal

	Model Number	Description	W	D	H	Wt	Cu Ft	TFL	Veneer
Pedestal 		1 file drawer for letter or legal filing Open shelf behind drawer front Casters for mobility							
		Notes: Must use with cushion CC-1619SC2 on page 19 Unfinished top							
	CC-1619MP4		15.625	19.25	20.4375	114	6	\$587	\$891

Pedestal



1 adjustable shelf behind door
Casters for mobility

Notes:
Must use with cushion CC-1619SC2 on page 19
Unfinished top

CC-1619MP6	15.625	19.25	20.4375	112	6	\$507	\$810
------------	--------	-------	---------	-----	---	-------	-------

2. Laminate

T TFL

3. Finish

4. Drawer/Door

TFL w/PVC edge

BL2 Black
FW2 Frosty White
GR2 Grey
PN2 Platinum
SH2 Shadow
SG2 Slate Grey
WL2 Wallaby
LC2 Light Cherry
MC2 Mocha Cherry
QE2 Quartered Espresso Cherry
VM2 Vintage Mahogany
EN2 English Walnut
NW2 Natural Walnut
BE2 Blonde Maple
MH2 Honey Maple
PW2 Quartered Maple
ST2 Steel Grey Oak
NG2 Natural Champagne (10% upcharge)
NH2 Natural Steam Wash (10% upcharge)
NT2 Natural White (10% upcharge)

TFL

BL2
FW2
GR2
PN2
SH2
SG2
WL2
LC2
MC2
QE2
VM2
EN2
NW2
BE2
MH2
PW2
ST2
NG2
NH2
NT2

5. Pull

VE Duet Black
VF Duet Satin Nickel

VJ Era Black
VK Era Satin Nickel

VG Forte Black
VH Forte Satin Nickel

6. Lock

NL - No Lock
NM - Locking - add \$67
H2X - Key Specific Locking - add \$67

(Lock core order form must be included when ordering H2X option)

2. Veneer

V Veneer

3. Finish

4. Drawer/Door

Veneer

w/veneer edge - quartered
MFC Formal Mahogany/
Cherry
MGC Grand Cherry
MLC Light Cherry
MMC Mocha Cherry
MNC Natural Cherry
QEC Quartered Espresso Cherry
MVC Vintage Mahogany/
Cherry
MGW English Walnut
MEW Executive Walnut
MNW Natural Walnut
MSW Sable Walnut
MVW Vintage Mahogany/
Walnut
MBM Blonde Maple
MHM Honey Maple
PWM Quartered Maple
MRO Clear Oak
MSO Espresso Oak
MUO European Oak
MGO Steel Grey Oak
SVC Silver Grey Oak (10% upcharge)
C2Q Linea American Walnut (10% upcharge)
C2P Linea Silver Birch (10% upcharge)

Veneer

MFC
MGC
MLC
MMC
MNC
QEC
MVC
MGW
MEW
MNW
MSW
MVW
MBM
MHM
PWM
MRO
MSO
MUO
MGO
SVC
C2Q
C2P

5. Pull

VE Duet Black
VF Duet Satin Nickel

VJ Era Black
VK Era Satin Nickel


VG Forte Black
VH Forte Satin Nickel

6. Lock

NL - No Lock
NM - Locking - add \$67
H2X - Key Specific Locking - add \$67

(Lock core order form must be included when ordering H2X option)

1. Seat Cushion

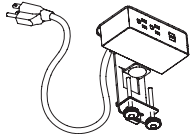
Model Number	Description	W	D	H	Wt	Cu Ft	Com
	Notes: Must specify grade/fabric						
	A sample of all COM fabrics must be submitted to First Office for preliminary approval prior to shipment of fabric. See First Office Seating Price List for COM Ordering Instructions.						
	Must be field installed						
	Use with mobile pedestals CC-1619MP8, CC-1619MP4, and CC-1619MP6						
CC-1619SC2		15.625	19.25	1.5	7	1	1

List Pricing/Grade com (1 yd.)																	
1	2	3	4	5	6	7	8	9	10	11	12	13	14	15	L1	L2	L3
\$80	\$99	\$113	\$136	\$183	\$230	\$277	\$325	\$372	\$419	\$466	\$513	\$560	\$607	\$654	\$257	\$312	\$380

2. Grade/Fabric

See listing above under List Pricing/Grade for Upcharge.

Power Supply



Model Number

Description
White power supply
Clamps to rim of worksurface
(2) 15 amp outlets
(2) 2.1 amp USB charging ports
6' cord
UL listed

W

D

H

Wt

Cu Ft

List

PS-62W

5.5

3.25

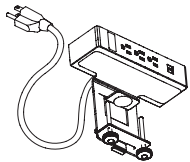
6.5

3

0.25

\$296

Power Supply



Model Number

Description
White power supply
Clamps to rim of worksurface
(3) 15 amp outlets
(2) 2.1 amp USB charging ports
(1) open data port
6' cord
UL listed

W

D

H

Wt

Cu Ft

List

PS-63W

8

4

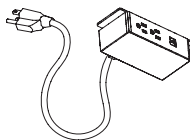
6.875

4

0.25

\$363

Power Supply



Model Number

Description
White power supply
Mounts below worksurface
(2) 15 amp outlets
(2) 2.1 amp USB charging ports
6' cord
UL listed

W

D

H

Wt

Cu Ft

List

PS-64W

6.5

3

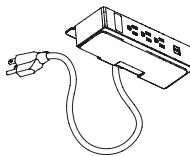
1.875

2

0.25

\$256

Power Supply



Model Number

Description
White power supply
Mounts below worksurface
(3) 15 amp outlets
(2) 2.1 amp USB charging ports
(1) open data port
6' cord
UL listed

W

D

H

Wt

Cu Ft

List

PS-65W

8

4

1.875

3

0.25

\$323

Power Supply Inserts

Model Number

Description
Use with:
PS-63W and PS-65W

List

DGBV15F

VGA gender charger

\$ 29

HDFE

HDMI gender charger

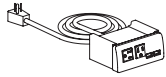
\$ 42

TDG1026A-8C

RJ45 panel mount coupler

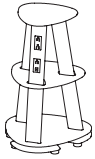
\$ 15

Power Supply



Model Number	Description	W	D	H	Wt	Cu Ft	List
	Mounts below worksurface Mounting bracket included (2) 12 amp power outlets (front) (1) power outlet (back) (2) 2.1 amp USB charging ports 10' power cord UL listed						
PS-55		5.4375	3.375	2.125	1	0.5	\$176

Isle Power Station



Model Number	Description	W	D	H	Wt	Cu Ft	List
	(9) power outlets (6) USB charging ports 9' power cord UL listed						
PS-57S	Silver	18	18	25.5	25	8	\$2,168

Data Module



Model Number	Description	W	D	H	Wt	Cu Ft	List
	2 adapter ports Includes adapter kit for jacks and couplers						
DM1	Use with RJ-11 and RJ-45	3	3	1.5	1	1	\$ 72

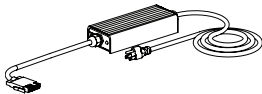
Power Supply Inserts



Model Number	Description	W	D	H	Wt	Cu Ft	List
	Back only UL listed						
RJ-11	Black Voice Hard Wire Jack						\$ 63
RJ-45	Black Voice and Data Hard Wire Jack						\$ 63

Single Circuit System Components

Power In-Feed



Model Number	Description	W	D	H	Wt	Cu Ft	List
	Single circuit 15' cord Transformer with Perimeter plug 15 amp power in-feed Diagnostic LED control module UL listed						
PWF3		15'			6	1	\$294

Under Surface Duplex Electrical Outlet



Model Number	Description	W	D	H	Wt	Cu Ft	List
	1' cord with Perimeter plug (2) 15 amp outlets UL listed						
PS-20	Black	3.75	3	2	2	1	\$127


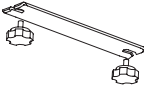
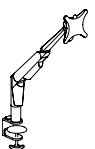
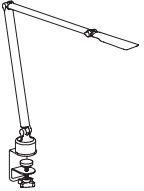
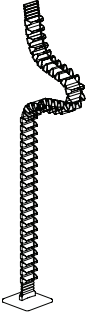
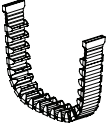
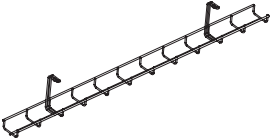
Jumper



Model Number	Description	W	D	H	Wt	Cu Ft	List
	Single circuit jumper UL recognized						
SCJ42		42			4	1	\$66
SCJ66		66			5	1	\$80

INTERMIX WORK

ACCESSORIES AND ELECTRICAL

Table Connector 	Model Number	Description	W	D	H	List		
	TC1	Set of 2 Used for connection of rectangular worksurfaces only 2 needed per connecting edge Must be used when specifying electrical components	3.5	1.5	0.25	\$ 33		
Table Connector 	Model Number	Description	W	D	H	List		
	TC2	Set of 2 Used for connection of worksurfaces 2 needed per table Must be used when specifying electrical components	8.75	1.5	0.25	\$38		
Monitor Arm 		Description				Wt	Cu Ft	List
	MA-1	Angled mini arm Satin chrome Accommodates 7-20 lb. monitors 250N gas cylinder Through desk mount; to pass cables through grommet cutout, cutout cannot be smaller than 1.875". If cables are run through another access point, a 0.375" cutout is required for the mount bolt.				10	1	\$639
Task Light 	Model Number	Description	W	D	H	Wt	Cu Ft	List
	TL-20	Energy efficient LED 3500K bulbs Silver frame 6' power cord On/off touch switch with continuous dimming Clamps to rim of worksurface - cannot be used on units with back panel UL listed	7.7	6	15	2	1	\$520
Adjustable Height Wire Manager 	Model Number	Description	W	D	H	Wt	Cu Ft	List
	WM-HA	Black and silver combination Attaches to underside of worksurface Weighted base for placement stability Magnetic section to secure to table base column	4.5	4.5	50	4	0.25	\$212
Wire Manager for Table to Table Connection 	Model Number	Description	W	D	H	Wt	Cu Ft	List
	WM-HA2	Black and silver combination Attaches to underside of worksurface at each end	27	4.5	50	4	0.25	\$127
Wire Basket Managers 	Model Number	Description	W	D	H	Wt	Cu Ft	List
	WBT18H	Silver powder coat finish Channel for heavy cabling	18.125	2.25	4.25	3	0.2	\$ 69
	WBT33H		33.125	2.25	4.25	5	0.3	\$ 78
	WBT45H		45.125	2.25	4.25	3	0.4	\$ 84
	WBT57H		57.125	2.25	4.25	5	0.5	\$ 97

INDEX BY MODEL NUMBER

CC-1414MB	11	SM2-40	11
CC-1619MP3	17	SM2-60	11
CC-1619MP4	18	TC1	22
CC-1619MP5	17	TC2	22
CC-1619MP6	18	TDG1026A-8C	20
CC-1619MP7	15	TL-20	22
CC-1619MP8	16	WBT18H	22
CC-1619SC2	19	WBT33H	22
CC-3019SC	14	WBT45H	22
CC-3619SC	14	WBT57H	22
CC-4819SC	14	WEBKT-1	10
CC-5454CU	2	WEBKT-3	10
CC-6019SC	14	WM-HA	22
CC-6630RT	1	WM-HA2	22
CC-9446CU	2		
CC-NL4819FSL	12		
CC-NL4819FSR	12		
CC-NL6019FSL	12		
CC-NL6019FSR	12		
CC-RL4819FSL	13		
CC-RL4819FSR	13		
CC-RL6019FSL	13		
CC-RL6019FSR	13		
CC-WEM-46/23.75	7		
CC-WEM-46/29.75	7		
CC-WEM-48/23.75	7		
CC-WEM-48/29.75	7		
CC-WEM-60/23.75	7		
CC-WEM-60/29.75	7		
CC-WEMA-46/23.75	5		
CC-WEMA-46/29.75	5		
CC-WEMA-48/23.75	5		
CC-WEMA-48/29.75	5		
CC-WEMA-60/23.75	5		
CC-WEMA-60/29.75	5		
CC-WEMF-46/23.75	6		
CC-WEMF-46/29.75	6		
CC-WEMF-48/23.75	6		
CC-WEMF-48/29.75	6		
CC-WEMF-60/23.75	6		
CC-WEMF-60/29.75	6		
CC-WEMT-46/23.75	8		
CC-WEMT-46/29.75	8		
CC-WEMT-48/23.75	8		
CC-WEMT-48/29.75	8		
CC-WEMT-60/23.75	8		
CC-WEMT-60/29.75	8		
CC-WEMTS-46/23.75	9		
CC-WEMTS-46/29.75	9		
CC-WEMTS-48/23.75	9		
CC-WEMTS-48/29.75	9		
CC-WEMTS-60/23.75	9		
CC-WEMTS-60/29.75	9		
CCH-5454CU	4		
CCH-6630RT	3		
CCH-9446CU	4		
DGBV15F	20		
DM1	21		
HDF	20		
MA-1	22		
OWSBKT14	10		
PS-20	21		
PS-62W	20		
PS-63W	20		
PS-64W	20		
PS-65W	20		
PS-55	21		
PS-57S	21		
PWF3	21		
RJ-11	21		
RJ-45	21		
SCJ42	21		
SCJ66	21		
SM2-10	11		
SM2-30	11		

firstofficeTM

an OFS BrandsTM company

1204 East Sixth Street

Huntingburg, IN 47542

T 800-983-4415

F 812-683-7256 (Orders)

F 812-683-7155 (CS)

firstoffice.com