



**ELEVEN**  
WORKSPACE

Effective March 1, 2016



WARRANTY, TERMS & CONDITIONS. . . . .	A-D
SHIPPING & ORDERING . . . . .	A-D
FLAME RETARDANT INFORMATION. . . . .	E
LOCK CORE ORDER FORM . . . . .	F
COM & COL INFORMATION . . . . .	G
FINISH OFFERING . . . . .	H-I
PRODUCT CARE . . . . .	J
QUICKSHIP. . . . .	K
ENVIRONMENTAL INFORMATION . . . . .	L
PRODUCT REFERENCE MODIFICATION LIST . . . . .	M
ELEVEN WORKSPACE . . . . .	1 — 62
INDEX BY MODEL NUMBER. . . . .	63 — 64

## WARRANTY

OFS casegoods and conference products are guaranteed to be free from defects in design, material and workmanship, given normal use and proper care, for 12 years of single-shift service with the exceptions noted below. OFS will repair or replace, at our discretion without charge to the original purchaser, any product or part thereof which fails as the result of such a defect during the warranty period. OFS assumes no responsibility for repairs to products that result from user modifications, attachments to a product, misuse, abuse, alteration or negligent use. Except as stated above, OFS makes no expressed or implied warranties as to any product, and, in particular, makes no warranty of merchantability or of fitness for any particular purpose. OFS shall not be liable for consequential or incidental damages arising from any product defect.

- All components not listed below . . . . . **12 years**
- All drawer glide suspensions. . . . . **Lifetime**
- All locking mechanisms . . . . . **Lifetime**
- All door hinges . . . . . **12 years**
- Door latches . . . . . **12 years**
- Drawer pulls. . . . . **12 years**
- Task lights . . . . . **3 years**
- Casters/pneumatic lifts. . . . . **2 years**
- Foam padding. . . . . **2 years**
- Power supplies . . . . . **1 year**

### This warranty does not cover:

- Damage caused by a transportation company.
- Natural variations in color, grain or texture of wood and other covering materials over which OFS has no control.
- Damage created by loading file drawers with anything other than hanging files.
- Conference tops attached to any other manufacturer's base.
- Fabric color matching, fabric puddling, fastness of colors or wearing qualities of any material.
- Freight or other shipping charges on returned product or parts, labor and service.

## ORDERING INFORMATION

All orders should be placed with:

### OFS

1204 East 6th St.  
P.O. Box 100  
Huntingburg, IN 47542  
800-521-5381 Fax 812-683-7256  
order\_entry@ofsbrands.com

A customer drawing or sketch of the planned configuration in modular applications will facilitate order processing.

## PRICES

All prices herein are list prices including delivery to one destination, effective with the date printed on the cover, and supersede all other published price lists. US List Prices are domestic prices only for shipment within the Continental United States. Prices are subject to change without notice, unless quoted in writing. Possession of the price list does not constitute authority to sell or offer for sale OFS products.

## ACKNOWLEDGMENTS

Orders are acknowledged upon receipt of credit approval. Your acknowledgment is a detailed description of items, prices, shipping information and shipping date. Please read your acknowledgment closely and notify OFS immediately of any discrepancies. OFS is not responsible for errors on orders placed by phone without written confirmation.

---

## AVAILABILITY

OFS is committed to the fastest possible shipment of all products. All other items are available within our normal manufacturing schedule. For information on stock availability, call our customer service hotline 800-521-5381.

**Note:** Planned shipping dates may be delayed due to fires, strikes, natural disasters or other causes beyond our control.

## QUANTITY ORDERS

Contact your OFS Customer Service Representative to verify inventory and production schedules to ensure requested shipment date prior to placing large quantity orders.

## DELIVERY AND FREIGHT CHARGES

All shipments are F.O.B. point of shipment, freight prepaid and allowed, excluding fuel surcharges. Shipments outside of the Continental United States are freight prepaid and allowed to port of exit. OFS reserves the right to select the most appropriate carrier and routing on all shipments; however, we will try to accommodate requests for your preferred carrier. OFS reserves the right to implement a fuel surcharge. Orders of less than \$1500 net will be assessed a handling charge of \$100 net per order. Any charges arising from failure to receive a shipment, rerouting while in transit or carrier storage charges are not included in prices shown. Orders requiring special services are subject to an additional charge.

### These services include:

- Reconsignment from original destination to new destination. . . . . **\$35 plus \$3.00 per mile net**
- Refused/Returned Freight
  - Freight refused at destination and returned to OFS. . . . . **Double Freight**
  - Freight refused at time of delivery; returned to OFS to deliver at a later date . . . . . **Triple Freight**
- Detention Fees (after 2 hours of waiting) . . . . . **\$85 net per hour**
- Weekend delivery available Friday after 3:00 p.m. through Sunday night or Holiday . . . . . **\$600 net per truck**
- Customer Pickup
  - Customer Request for 3rd party to pick up freight at OFS terminal. . . . . **\$125 net**
- Change of Tags/Address/Phone #'s on Shipments . . . . . **\$35 net**

## SPECIAL ORDERS

The OFS line of office furniture is among the most complete in the industry. However, should a particular need arise requiring size modification or customization, contact your Customer Service Representative for a price quotation. Because of the uniqueness of the product, special orders are not subject to cancellation.

## CANCELLATION AND ORDER CHANGES

All orders accepted by OFS are considered firm and binding and are not subject to cancellation.

## WAREHOUSE STORAGE CHARGES

If a shipment is held beyond fourteen (14) calendar days after the order is ready for shipment at your request, a .067% per day (2% per month) storage charge will be assessed. The effective date will be fourteen (14) calendar days after the order is ready for shipment, as long as this date is after the acknowledged ship date. Further, the prices applied to the order will be those prices in effect at time of shipment.

## EXTENDED PRODUCTION AND SHIP DATES

Orders placed with OFS with extended lead times as requested by you will be subject to price in effect at time of shipment.

## DAMAGED MERCHANDISE AND FREIGHT CLAIMS

1. Inspect all cartons for damage and carton quantity. All shipments are delivered to the transportation company in good condition; OFS's liability ceases at this time. Do not refuse merchandise damaged in transit. Instead, enter a claim with the transportation company.

- 
2. Record damages and/or shortages on the bill of lading and freight bill. Do not accept the shipment until all shortages are noted on both the bill of lading and the freight bill. Sign only for the items you receive. If you give the delivering carrier a clear receipt for a shipment, the carrier is relieved of further responsibility.
  3. If concealed damage is found: Notify the delivering carrier at once and request an inspection. For shipments via Styline Logistics, notify your OFS Customer Service Representative. This must be done within fifteen (15) calendar days of delivery. Without this inspection the transportation company will not entertain a claim for loss or damage. If the carrier will not perform the inspection, you should prepare an affidavit that you contacted the carrier, noting the time and date, and that the carrier failed to comply with your request. All shipping cartons and inner packing must be retained for carrier inspection. Do not move the damaged merchandise from the receiving location. It must also be retained for the inspection.

## RETURN OF MERCHANDISE

OFS will not accept returned merchandise without a signed Return Authorization (RA) issued by our Customer Service Department. All returned merchandise must be properly packaged and cartoned to prevent further damage. Carton must be clearly marked with identifying RA number so that proper credit can be issued. We will consider issuing RAs for the following reasons:

- Manufacturing defect (must be inspected by a OFS Sales Representative)
- OFS order processing error
- Shipping error
- Duplicate shipments
- Mismarked cartons

All merchandise must be returned within thirty (30) days of the date of the RA to receive credit. Freight damage, signs of usage, missing parts, etc. will be adjusted on the amount of credit to be issued.

## REPAIR CHARGES

Reimbursement from OFS for repairs must have prior approval.

## FINISH



The patented Euroluxe™ finish is a chemically re-engineered Urethane clear coat that preserves the beautiful depth and clarity of OFS Brands' finishes, but allows for much greater performance with chemical and scratch resistance, as well as the complete elimination of dangerous formaldehyde emissions. The

Euroluxe™ finish system achieves indoor air quality standards set by LEED and BIFMA furniture emission standards and allows all products to achieve SCS Global Services' Indoor Advantage Gold Certification. SilverBan™ technology is an antimicrobial utilizing silver ions infused into the Euroluxe™ wood finish for antimicrobial protection on all exposed wood surfaces. SilverBan™ inhibits the growth of mold, mildew, fungus and bacteria on wood surfaces, as well as odors caused by bacterial growth, by 99.99%.

## CUSTOM FINISH COLOR

Custom finish matching is available for special requirements. OFS must be provided with a suitable 8" x 10" or larger finish sample. However, custom finishes can be developed to meet specific needs. There will be a \$300 net upcharge per order for new custom finishes (waived on projects of \$100,000 net price or more). Custom finish upcharge for repeat or additional orders will be \$150 per order, even when the upcharge was waived on the original project. Custom finish matches are valid for 12 months from sample date. After this time period, custom finishes must be rematched and reapproved for use.

## FINISH DISCLAIMER

Some desktop accessories with plastic feet can penetrate or burn the finish. This is not a defect in the finish. Wood is a natural product and minor variations in wood color, grain and texture may be visible even though the pieces are finished at the same time. Also, light finishes when exposed to ultraviolet rays may darken and change color. These are not defects in finish, and merchandise cannot be replaced because of these natural variations.

---

## BIFMA AND ANSI TESTING

OFS is a member of the Business and Institutional Furniture Manufacturer's Association. Tests developed by BIFMA and approved by the American National Standards Institute (ANSI) determine the strength and durability of casegoods and seating in its everyday use. Although this testing does not serve as a warranty or guarantee, OFS products within this price list generally meet or exceed applicable BIFMA and ANSI standards.

## MODIFICATION PRICING

Modifications must be clearly designated on customer's purchase order by placing the letters MOD and modification # in front of the model number and noting the modification needed.

**Example:** MOD#1-ENW-1619MPC-T-QE2-FW2-X9-NL-BD with modified hardware pulls

## TACKBOARD FABRICS

A complete list of fabrics that have been tested for tackboard application can be accessed at [www.ofs.com](http://www.ofs.com) > Materials > select a Textile Card and hover over swatch color. A window will open displaying tackboard availability. If your selected fabric is not on the list, please contact your Customer Service Representative for approval.

## LOCKING INFORMATION

Factory Installed Locks are always keyed alike with key number 345T.

## SPECIFIC KEY OPTIONS

Requirements for specific key options by office must be specified on the purchase order at the time the order is placed. Model Numbers with specific key options will specify "NO LOCK CORE" on the acknowledgment. A separate line item will be listed on the acknowledgment as "LOCK CORE SET." Specific lock cores and keys will be sent separately (see Field Installation below).

## KEYLESS CABINET LOCKING SYSTEM

Keyless cabinet locking system uses radio frequency technology. One transmitter pad can operate single or multiple receiver latches. The locking system operates with separate and programmable user and supervisor codes. Optional modes are available for manual locking, self locking or single use locking of drawers and doors. Please contact your Customer Service Representative for applicability and for a price quotation.

## FIELD INSTALLATION

Blank lock cores are installed at factory, allowing specific lock numbers to be ordered but shipped in a separate package for field installation. Lock Core Order Form (see page F) must be filled out and submitted with the purchase order. Lock core/key numbers 100 through 150 are available.

For quantity of locks per unit, please visit [www.ofs.com](http://www.ofs.com) and select Resources > Forms & Guides > Lock Core Guide.

## RE-KEYING IN THE FIELD

Lock cores and keys can be purchased separately. The purchase order must specify quantity, key number(s) and color of the core (available in nickel, brass or black). Key numbers above number 150 are not stocked and may require a 3-week lead time. Orders ship standard UPS ground. Please note: A lock core change tool must be ordered for lock cores that will be re-keyed in the field.

## ITEM

Lock Core and Key . . . . .	<b>\$19 list</b>
Lock Core Change Tool . . . . .	<b>\$29 list</b>
Master Key . . . . .	<b>\$29 list</b>

**ALL ITEMS ARE NON-RETURNABLE.**

# FIRE RETARDANT PRODUCTS

---

## **FIRE RETARDANT PRODUCTS**

California Technical Bulletin 117-2013: All OFS upholstered seating products and the resilient filling materials used in the upholstered seating products meet or exceed the requirements of the State of California, Department of Consumer Affairs, Technical Bulletin 117-2013. Compliance with these requirements is indicated by the label attached to the seat bottom.

Flame Retardant Chemicals: All standard OFS upholstered seating products are offered with components, as identified in TB117-2013, that are free of flame retardant chemicals. All OFS upholstered seating products will indicate Flame Retardant chemical composition in accordance to the labeling requirements of California Senate Bill 1019.

California Technical Bulletin 133: Cal TB 133 is a flammability test for seating products used in public spaces. The testing procedure for Cal TB 133 requires the burning of an entire product since the test is a composite test and not a component test. OFS has pretested and certified many different chair styles and upholsteries. If Cal TB 133 certification is required, a burn test may need to be completed with a specific model and upholstery combination. Contact Customer Service for Cal TB 133 approval, pricing and lead times.

OFS can not be held liable if purchase order does not indicate a requirement for Cal TB 133 compliance.

Boston Fire Code: Please contact OFS Customer Service if compliance is required.

[illegible]



# COM AND COL

---

## COM/COL ORDERING INSTRUCTIONS

All COM and COL materials must be submitted to OFS Brands for preliminary approval prior to shipment of fabric or leather. OFS Brands approval signifies only that such materials can be applied to the products for which they are intended. Such approval does not constitute any responsibility nor any warranty on the part of OFS Brands as to the appearance, behavior or durability of the COM or COL.

1. Send 4" x 4" swatch for approval to: OFS Brands, Attn: Customer Service, 1204 East 6th St., Huntingburg, IN 47542
2. Send a swatch along with the order to: OFS Brands, Attn: Customer Service, 1204 East 6th St., Huntingburg, IN 47542. This sample is used to verify that the correct fabric is received. It is not used for application approval.
3. Specify the COM or COL supplier's company name, pattern, color and number.
4. The COM or COL supplier must include the dealer name and purchase order number on all packing lists.
5. Include application instructions for striped, plaid, patterned or unusually designed fabrics (i.e. direction of stripes) and which face to use on reversible fabrics.
6. Ship COM or COL material to: OFS Brands Plant 3, Attn: COM Department, 105 West 10th Street, Huntingburg, IN 47542

COM and COL orders will be scheduled for production only upon receipt of production yardage. In the absence of a representative sample sent with the purchase order or application instructions, OFS Brands will apply the fabric in what it determines to be the best manner and cannot be held responsible after upholstery. **Excess COM/COL materials will be discarded at the discretion of OFS Brands unless otherwise instructed by the customer at the time the order is placed.**

## COM YARDAGE REQUIREMENTS (RAILROADED FABRICS)

For clarification and convenience, OFS Brands has listed yardage requirements for non-directional COM and COL for each frame throughout the price list. Yardage requirements are based on 54" wide plain fabric. Extra fabric is needed to match any pattern with matching repeats. Use the chart below as a guide for additional COM yardage needed where repeats are involved.

Repeat	Percent of Extra Fabric Needed
1"-4"	Additional 10%
5"-9"	Additional 20%
10"-14"	Additional 25%
15"-19"	Additional 30%

Repeats larger than 19", fabrics less than 54" wide or fabrics requiring matching (stripes, plaids, prints, large patterns) will require additional yardage based on the fabric used and the item ordered. COM must be a single cut piece. Multiple pieces will require more yardage. A swatch showing one full repeat must be sent for yardage requirement instructions for these special circumstances.

## COM APPLICATION

All COM fabrics are cut according to the fabric pattern at the discretion of OFS Brands unless otherwise directed by the customer.

## COM FIRE RETARDANT PRODUCTS

OFS Brands assumes no responsibility for the fire retardancy of any COM/COL. Customers are solely responsible for making sure that their COM/COL complies with all applicable codes and regulations.

## COL (CUSTOMER'S OWN LEATHER)

COL requirements are based on an average hide size of 50-55 square feet. Please consult the sales office for requirements on sizes different from this. All square footage requirements are based on usable footage. The shape of the hide and the usable footage may make it necessary for us to request more leather after your COL is received. Please note that leather is a natural product and variation in texture is a pleasing quality belonging exclusively to high grade, full top grain leathers. Due to the variation in thickness of leather, OFS Brands recommends sending a 4" x 4" swatch for approval. OFS Brands approval signifies only that such materials can be applied to the products for which they are intended. Such approval does not constitute any responsibility nor any warranty on the part of OFS Brands as to the appearance, behavior or durability of the COL. **Note: Calf hide requirements will vary based on the chair model selected. Please contact the sales office for pattern adaptability confirmation and square footage requirements prior to placing an order.**

# FINISHES | VENEERS, WOOD GRAIN LAMINATES AND FABRIC PARTNERS

## ALL STANDARD EUROLUXE™ VENEERS

### CHERRY

- **FORMAL MAHOGANY / CHERRY** [MFC]  
Quartered or Flat Grain Pattern
- **GRAND CHERRY** [MGC]  
Quartered or Flat Grain Pattern
- **LIGHT CHERRY** [MLC]  
Quartered or Flat Grain Pattern
- **MOCHA CHERRY** [MMC]  
Quartered or Flat Grain Pattern
- **NATURAL CHERRY** [MNC]  
Quartered or Flat Grain Pattern
- **QUARTERED ESPRESSO CHERRY** [QEC]  
Quartered Grain Pattern
- **VINTAGE MAHOGANY / CHERRY** [MVC]  
Quartered or Flat Grain Pattern

### WALNUT

- **ENGLISH WALNUT** [MGW]  
Quartered Grain Pattern
- **EXECUTIVE WALNUT** [MEW]  
Quartered or Flat Grain Pattern
- **NATURAL WALNUT** [MNW]  
Quartered Grain Pattern
- **SABLE WALNUT** [MSW]  
Quartered or Flat Grain Pattern
- **VINTAGE MAHOGANY / WALNUT** [MVW]  
Quartered or Flat Grain Pattern

### MAPLE

- **BLONDE MAPLE** [MBM]  
Quartered or Flat Grain Pattern
- **HONEY MAPLE** [MHM]  
Quartered or Flat Grain Pattern
- **QUARTERED MAPLE** [PWM]  
Quartered Grain Pattern

### OAK

- **CLEAR OAK** [MRO]  
Quartered Grain Pattern
- **ESPRESSO OAK** [MSO]  
Quartered Grain Pattern
- **EUROPEAN OAK** [MUO]  
Quartered Grain Pattern
- **STEEL GREY OAK** [MGO]  
Quartered Grain Pattern

### STUDIO VENEERS (10%)

- **SILVER GREY OAK** [SVC]  
Quartered Grain Pattern
- **LINEA AMERICAN WALNUT** [C2Q]  
Quartered Grain Pattern
- **LINEA SILVER BIRCH** [C2P]  
Quartered Grain Pattern

## ALL WOOD GRAIN LAMINATES

### CHERRY

- **FORMAL MAHOGANY / CHERRY** [MFP]  
Flat Grain Pattern
- **LIGHT CHERRY** [CHP | LC2 | LC3]  
Flat Grain Pattern
- **MOCHA CHERRY** [CMP | MC2 | MC3]  
Flat Grain Pattern
- **QUARTERED ESPRESSO CHERRY**  
[QEP | QE2 | QE3]  
Quartered Grain Pattern
- **VINTAGE MAHOGANY**  
[MGP | VM2 | VM3]  
Flat Grain Pattern

### WALNUT

- **ENGLISH WALNUT** [MEP | EN2 | EN3]  
Quartered Grain Pattern
- **EXECUTIVE WALNUT** [EWP]  
Flat Grain Pattern
- **NATURAL WALNUT** [NWP | NW2 | NW3]  
Quartered Grain Pattern
- **VINTAGE MAHOGANY / WALNUT** [VMP]  
Flat Grain Pattern

### MAPLE

- **BLONDE MAPLE** [BEP | BE2 | BE3]  
Flat Grain Pattern
- **HONEY MAPLE** [HNP | MH2 | MH3]  
Flat Grain Pattern
- **QUARTERED MAPLE** [PWP | PW2 | PW3]  
Quartered Grain Pattern

### OAK

- **STEEL GREY OAK** [STP | ST2 | ST3]  
Quartered Grain Pattern

### TEXTURED LAMINATES (10%)

- **NATURAL CHAMPAGNE** [NGP | NG2 | NG3]  
Quartered Grain Pattern
- **NATURAL STEAM WASH** [NHP | NH2 | NH3]  
Quartered Grain Pattern
- **NATURAL WHITE** [NTP | NT2 | NT3]  
Quartered Grain Pattern

### PAINTS

- **BLACK** [BLK]
- **CHARCOAL** [CHI]
- **FOG** [FOI]
- **WHITE** [WHT]
- **OYSTER** [OYI]
- **METALLIC** [MTL]
- **RED** [RDC]

## SOLID COLOR LAMINATES

- **BLACK** [BLP | BL2 | BL3]
- **FROSTY WHITE** [FWP | FW2 | FW3]
- **GREY** [GRP | GR2 | GR3]
- **PLATINUM** [PNP | PN2 | PN3]
- **SHADOW** [SHP | SH2 | SH3]
- **SLATE GREY** [SGP | SG2]
- **WALLABY** [WLP | WL2 | WL3]

## FABRIC PARTNERS

- **ARC-COM**  
[www.arc-com.com](http://www.arc-com.com)
- **ARCHITEX**  
[www.architex-ljh.com](http://www.architex-ljh.com)
- **CAMIRA**  
[www.camirafabrics.com](http://www.camirafabrics.com)
- **CARNEGIE**  
[www.carnegiefabrics.com](http://www.carnegiefabrics.com)
- **CONNEAUT LEATHER**  
[www.conneautleather.com](http://www.conneautleather.com)
- **DESIGNTEX**  
[www.designtex.com](http://www.designtex.com)
- **GREEN HIDES**  
[www.greenhides.com](http://www.greenhides.com)
- **MAHARAM**  
[www.maharam.com](http://www.maharam.com)
- **MAYER**  
[www.mayerfabrics.com](http://www.mayerfabrics.com)
- **MOMENTUM**  
[www.themomgroup.com](http://www.themomgroup.com)
- **STINSON**  
[www.cfstinson.com](http://www.cfstinson.com)
- **ULTRAFABRICS**  
[www.ultrafabricsllc.com](http://www.ultrafabricsllc.com)

10734-60	Limber Maple	4844-60	Loden Zephyr	7929-38	Huntington Maple	4900-38	Sea Glass
10745-60	Fonthill Pear	4845-60	Twilight Zephyr	7937-38	River Cherry	4901-38	Bottle Glass
10776-60	Kensington Maple	4846-60	Morro Zephyr	7938-38	New Age Oak	7039-38	Windsor Mahogany
1500-60	Grey	4848-38	Mission Sage	7946-38	Brazilwood	7039-60	Windsor Mahogany
1503-60	Putty	4853-38	Mission Stone	7953-38	Harvest Maple	7040-60	Figured Mahogany
1530-60	Beige	4854-38	Mission Glaze	7954-38	Natural Rift	7054-38	Wild Cherry
1531-60	Light Beige	4856-60	Cloud Zephyr	7955-38	Chardonnay	7110-60	Montana Walnut
1570-60	White	4857-60	Shadow Zephyr	D14-60	Port	7122-38	Empire Mahogany
1572-60	Antique White	4859-60	Spiced Zephyr	D25-60	Atlantis	7122-60	Empire Mahogany
1573-60	Frosty White	4869-60	Western White	D30-60	Natural Almond	7209-60	Nepal Teak
1595-60	Black	4871-60	Western Suede	D307-60	Hollyberry	7885-60	English Oak
1763-60	Brune Slate	4872-60	Western Storm	D315-60	Platinum	7919-38	Amber Cherry
1787-60	Oxide	4873-60	Western Bronze	D321-60	Brittany Blue	7919-60	Amber Cherry
2932-60	Almond Leather	4874-60	Western Hills	D327-60	Pepperdust	7921-60	Tuscan Walnut
4142-60	Grey Glace	4876-38	Sheer Mesh	D331-60	Sand	7922-38	Brighton Walnut
4143-60	Neutral Glace	4877-38	Grey Mesh	D354-60	Designer White	7922-60	Brighton Walnut
4166-60	Pampas	4878-38	Pewter Mesh	D379-60	Indigo	7923-60	Versailles Anigre
4168-60	Grey Pampas	4879-38	Steel Mesh	D381-60	Fashion Grey	7924-38	Biltmore Cherry
4170-60	Beige Pampas	4880-38	Carbon Mesh	D403-60	White Sand	7924-60	Biltmore Cherry
4207-60	Fresco	4882-38	Oiled Soapstone	D417-60	Lapis Blue	7925-60	Monticello Maple
4608-60	Caldera Beige	4883-38	Sable Soapstone	D431-60	Alabaster	7928-60	Castle Oak
4621-60	White Nebula	4884-38	Flame Soapstone	D439-60	Wallaby	7929-60	Huntington Maple
4622-60	Grey Nebula	4885-38	Green Soapstone	D456-60	Café Crème	7933-60	Cafelle
4623-60	Graphite Nebula	4886-38	Pearl Soapstone	D478-60	Amazon	7935-60	Shaker Cherry
4630-60	Cloud Nebula	4887-38	Tan Soapstone	D495-60	Coffee Bean	7936-60	Williamsburg Cherry
4633-60	Natural Nebula	4888-38	Rustic Slate	D50-60	Khaki Brown	7937-60	River Cherry
4651-60	Navy Legacy	4893-60	Tumbled Mosaic	D79-60	Hunter Green	7938-60	New Age Oak
4654-60	Olive Legacy	4902-38	Mercury Glass	D90-60	North Sea	7939-38	Blond Echo
4656-60	Bronze Legacy	4903-38	Antique Glass	D91-60	Slate Grey	7941-38	Tan Echo
4663-60	Tawny Legacy	4904-38	Desert Springs	D92-60	Dove Grey	7942-38	Cocobala
4667-60	Green Tigris	4905-38	Spicewood Springs	D96-60	Shadow	7943-38	Colombian Walnut
4669-60	Natural Tigris	4906-38	Willow Springs	D97-60	Haze	7944-38	Madagascar
4673-60	Saffron Tigris	4907-38	Deep Springs			7945-38	Xanadu
4674-60	Evening Tigris	4908-60	White Tea			7947-38	Rio
4744-60	Karratha Brush	4909-60	Ginseng Tea			7948-38	Mambo
4745-60	Maroochy Brush	4910-60	Chai Tea			7949-38	Asian Night
4746-60	Woolamai Brush	4911-38	Soft Gold Mesh			7951-38	Asian Sun
4757-60	Mystique Moonlight	4912-38	Gilded Mesh			7952-38	Asian Sand
4759-60	Mystique Marine	4913-60	Eggplant			7956-38	Honduran Mahogany
4760-60	Mystique Night	4914-60	Pomegranate	1572-38	Antique White	7957-38	Zanzibar
4761-60	Mystique Mount	4915-60	Tangerine	1573-38	Frosty White	7958-38	Kenya Mahogany
4762-60	Mystique Dawn	4916-60	Sweet Corn	1755-60	Canyon Black	7959-38	Hampton Walnut
4779-60	Pewter Brush	4917-60	Kiwi	4550-60	Granite	7960-38	Studio Teak
4783-60	White Tigris	4918-60	Sprout	4551-60	Blackstar Granite	7961-38	Yarrow
4793-60	Windswept	4919-60	Blue Agave	4552-60	Ebony Star	7962-38	Aloe
4794-60	Windswept Bronze	4924-38	White Carrara	4595-60	Bahia Granite	D12-60	Regimental Red
4795-60	Windswept Pewter	4927-38	Crema Marfil	4724-60	Milano Amber	D26-60	Persian Blue
4796-60	Burnished Chestnut	4928-38	Venetian Ivory	4725-60	Milano Brown	D315-38	Platinum
4798-60	Burnished Ember	4929-38	Bordeaux Juparana	4726-60	Milano Quartz		
4810-60	Titanium EV	4930-38	Venetian Ale	4728-60	Milano Mahogany		
4811-60	Silicon EV	4931-38	White Juparana	4781-60	Sunstone		
4813-60	Nickel EV	4932-38	Golden Juparana	4835-60	Tumbled Roca		
4814-60	Tungsten EV	7054-60	Wild Cherry	4836-60	Villa Roca		
4820-60	Carbon EV	7061-60	Natural Pear	4837-60	Terra Roca		
4823-60	Antique Brush	7806-60	Bannister Oak	4838-60	Antique Roca		
4835-38	Tumbled Roca	7816-60	Solar Oak	4860-38	Silver Alchemy		
4836-38	Villa Roca	7850-60	Beigewood	4861-38	Gold Alchemy		
4837-38	Terra Roca	7909-60	Fusion Maple	4889-60	Milano Baltic		
4838-38	Antique Roca	7911-60	Manitoba Maple	4890-60	Milano Blaze		
4841-60	Desert Zephyr	7921-38	Tuscan Walnut	4891-60	Milano Rosso		
4842-60	Canyon Zephyr	7925-38	Monticello Maple	4892-60	Polished Mosaic		
4843-60	Misted Zephyr	7928-38	Castle Oak	4899-38	Frosted Glass		

## WOOD CARE

Careful craftsmanship combined with our Euroluxe finish makes your new OFS wood furniture incredibly durable, and with proper care your furniture will provide beauty and convenience for years.

All OFS products undergo rigid color-match procedures to ensure the best in color consistency.

- Dust frequently using a soft, damp, clean cloth, wiping with the grain.
- Remove liquid spills immediately, using a blotting rather than wiping motion.
- To clean, use a glass cleaner formulated with ammonia. Apply a small amount to a soft dry cloth and wipe in the direction of the grain. Dry with a soft cloth. Do not use furniture polish containing oil or silicone.
- Avoid prolonged exposure to direct sunlight, high humidity, extreme heat or cold and moisture.

## LAMINATE CARE

- Avoid prolonged exposure to direct sunlight, high humidity, extreme heat or cold and moisture.
- Dust frequently with a soft, damp, clean cloth or mild detergent solution. Avoid using chemical or abrasive cleaning compounds.
- To avoid build up of cleaning agents, rinse the laminate surface with warm water and wipe with a clean damp cloth.

## SEATING CARE

- Dust exposed wood parts frequently using a soft, damp, clean cloth, wiping with the grain.
- To clean wood, use a glass cleaner formulated with ammonia. Apply a small amount to a soft dry cloth and wipe in the direction of the grain. Dry with a soft cloth. Do not use furniture polish containing oil or silicone.
- To clean leather and vinyl upholstery, use a warm, damp cloth to restore a bright finish. For stubborn stains, use a moisturizing soap. Remove lather with a damp cloth, but do not rinse. Buff with a dry cloth.
- For fabric upholstery, use a damp cloth to wipe up spills. For tougher stains, contact your local OFS dealer for cleaning instructions.
- Avoid prolonged exposure to direct sunlight, high humidity, extreme heat or cold and moisture.
- The components of your OFS chair, such as controls, casters and understructure, require "common sense" care and cleaning as necessary.
- Activate chair mechanisms periodically to ensure proper function of moving parts.

## QUICKSHIP

---

PLEASE REFERENCE OUR QUICKSHIP PRICEBOOK FOR A COMPLETE LISTING OF AVAILABLE PRODUCT OFFERED ON OUR QUICKSHIP PROGRAM.



# ENVIRONMENTAL ATTRIBUTES



The patented **Euroluxe™ with SilverBan™ finish** is a chemically re-engineered Urethane clear coat that preserves the depth and clarity of OFS Brands finishes and achieves SCS Global Services' Indoor Advantage Gold Certification. SilverBan™ technology utilizes silver ions infused into the Euroluxe™ wood finish for anti-microbial protection on all exposed wood surfaces.



All OFS Brands products have achieved **SCS Indoor Advantage Gold Certification** from SCS Global Services. Indoor Advantage Gold certification is SCS Global Services' highest level of indoor air quality performance for furniture. The certification assures that furniture products support a healthy indoor environment by meeting strict chemical emission limits for volatile organic compounds (VOCs). To be certified, products must be tested by independent labs for compliance with the ANSI/BIFMA X71, and either ANSI/BIFMA e.3 or CDPH/EHLB Standard Method V1-1 for VOC emissions of concerns.



**level®** is the multi-attribute, sustainability standard and third-party certification program for the furniture industry. It has been created to deliver the most open and transparent means of evaluating and communicating the environmental and social impacts of furniture products in the built environment. Taking into account a company's social actions, energy usage, material selection and human and ecosystem health impacts, level addresses how a product is sustainable from multiple perspectives. With level, customers can make informed choices about commercial furniture that exceed single attribute ecocertifications. The level brand identifies that a product has been vetted by an independent third party certifier and its numeric marking 1, 2, or 3 indicates what threshold of certification it has achieved. Manufacturers—big and small—now have a methodology to present the environmental characteristics in a clear, easily understood manner with a vernacular that gives end users the ability to make an “apples to apples” comparison.



SCS Global Services [**SCS**] has been providing global leadership in third-party quality, environmental and sustainability verification, certification, auditing, testing, and standards development for three decades. Its programs span a cross-section of industries, recognizing achievements in green building, product manufacturing, food and agriculture, forestry, power generation retail, and more. SCS is accredited to provide services under a wide range of nationally and internationally recognized certification programs. Consistent with its mission, SCS is a chartered benefit corporation and Certified B Corp™, reflecting its commitment to socially and environmentally responsible business practices.



The FSC® standards [**Forest Stewardship Council®**] represent the world's strongest system for guiding forest management toward sustainable outcomes. [us.fsc.org](http://us.fsc.org) FSC certified products are manufactured with material that comes from managed forests that are traceable from the time the logs are cut to the time the final project is installed and are recorded by way of a COC or chain of custody claim on all invoices. The demand for certified forest products has grown significantly in recent years. OFS Brands' goal to act as a responsible steward of the environment encouraged us to pursue our FSC Chain of Custody [COC] certification which would provide our customers (Dealer, A&D Community and End-users) the added reassurance they've done their part to be earth friendly in their product purchase and enable them to substantiate the LEED [**Leadership in Energy and Environmental Design**] Materials & Resources Credits for certified wood, in which the intent is to encourage environmentally responsible forest management. FSC certification is optional on many, but not all, OFS Brands' product lines. Please contact OFS Brands Customer Service for information in regards to which of our product lines are available as FSC certified, and what the necessary procedures are for ordering FSC certified products from OFS Brands.



OFS Brands' company-owned transportation company, Styline Logistics, is **SmartWay**-certified. SmartWay is one of U.S. Environmental Protection Agency's [**EPA**] clean air programs that uses voluntary, rather than regulatory methods, to achieve air quality benefits. SmartWay's focus is in the transportation sector, and encompasses products and services associated with fuel-consuming engines.



The "**Premium Indiana Forest Products**" brand tells everyone that there is an abundant, sustainable supply of the finest Indiana hardwoods to meet consumer demand. It also tells them that Indiana's forests are well-managed, legally-harvested and environmentally responsible. The logo is reflective of the wood itself. Indiana hardwoods display a depth that defies imagination.

## PRODUCT REFERENCE | EASY MODIFICATION LIST

mod#	modification detail	list price
1. MOD#1	Standard OFS Brands Hardware Pulls	\$25 Each
3. MOD#3	Move or Add Grommets (customer to specify location)	\$61 Each
4. MOD#4	Reinforced Drawers	Per \$30 Drawer
5. MOD#5	Fabric Tackboards (any size reduction or an increase in height up to 6")	\$50
10. MOD#10	Locking (non-electronic) Per Set or Single Doors (wood or laminate panel doors only)	\$150
12. MOD#12	Plywood Drawers	\$50 Each
13. MOD#13	Venting Slots (customer to specify location)	\$75
17. MOD#17	Wire Access Door in Back Panel (18" x 15") Left Hinge - Available on Bridges, Returns, Credenzas, & Corner Units. Top clearance is 3". (customer to specify location)	\$445 Each
18. MOD#18	Set of 4 Casters - Available on some Pedestals	\$55

### Liability Clause:

This pricing structure represents the more commonly requested product modifications. Although these modifications can be applied to the vast majority of products listed in our price books, some modifications cannot be applied to products with non-standard design features. Please contact your Customer Service Representative if you require assistance.

### How to Order:

Example

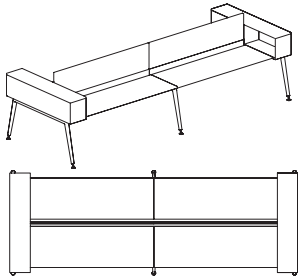
Qty	MOD#	Model Number	Modification Detail	Options	Price
1	MOD#1	ENW-1619MPC	BD hardware pulls	T - QE2 - FW2 - FW2 - X9 - NL	\$700 + \$50 = \$750

# ofs

## Eleven Workspace

TYPICALS

### ENW001 - 4 Users



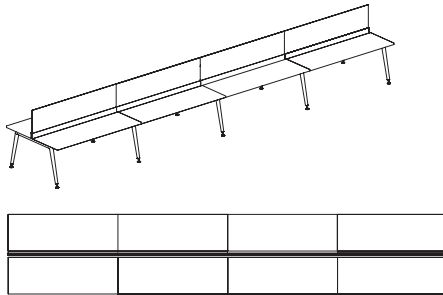
Qty	Model Number	Description	List
1	ENW-16870DFB4	Benching Table Base	\$ 6,528
4	ENW-7224MCT	24"D Worksurface	\$ 1,476
2	ENW-5812PSB	End Storage Box	\$ 1,626
2	ENW-PVPT-71.63/18.81	TFL Privacy Panel	\$ 608
1	ENW-A144TKA2	Toolrail Kit	\$ 1,056
<b>Economy Electrical</b>			<b>\$ 11,294</b>

Economy Electrical		Subtotal	
1	PS-144PKE4-4	Economy Power Kit	\$ 449
1	PWF3M120	Power In-Feed	\$ 188
1	WM-144CBK-2	Cable Basket Kit	\$ 1,069
8	DPX8W1, DPX8W2, DPX8W3, DPX8W4 (2 each)	Duplex Receptacles	\$ 208

Individual Footprint	Overall Dimensions	Per User	Total List
2' 6" x 7'	5' 1" x 14'	\$3,302	\$ 13,208

Note: Pricing is standard in TFL laminate.

### ENW002 - 8 Users



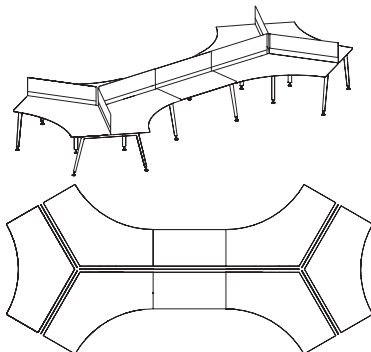
Qty	Model Number	Description	List
1	ENW-28850DF8	Benching Table Base	\$ 10,391
8	ENW-7224MCT	24"D Worksurface	\$ 2,952
4	ENW-PVPA-71.63/18.81	Frosted Acrylic Privacy Panel	\$ 2,724
1	ENW-A288TKA4	Toolrail Kit	\$ 2,050
<b>Economy Electrical</b>			<b>\$ 18,117</b>

Economy Electrical		Subtotal	
1	PS-288PKE8-4	Economy Power Kit	\$ 962
1	PWF3M120	Power In-Feed	\$ 188
1	WM-288CBK-4	Cable Basket Kit	\$ 2,155
16	DPX8W1, DPX8W2, DPX8W3, DPX8W4 (4 each)	Duplex Receptacles	\$ 416

Individual Footprint	Overall Dimensions	Per User	Total List
2' 2" x 6'	4' 4" x 24'	\$2,730	\$ 21,838

Note: Pricing is standard in TFL laminate.

### ENW003 - 6 Users



Economy Electrical			
Qty	Model Number	Description	List
1	ENW-24011ITC6-48	Tri Cluster Table Base	\$ 12,527
6	ENW-8345CU	Tri Cluster Worksurface	\$ 7,122
2	ENW-4824BR	Bridge Worksurface	\$ 1,036
7	ENW-PVPA-47.63/12.81	Frosted Acrylic Privacy Panel	\$ 2,436
1	ENW-ATRI48TKA6	Toolrail Kit	\$ 3,201
<b>Economy Electrical</b>			<b>\$ 26,322</b>

Economy Electrical		Subtotal	
1	PS-TRPKE6-8	Tri Economy Power Kit	\$ 1,507
1	PWF3M120	Power In-Feed	\$ 188
1	WM-TRCBK-7	Tri Cable Basket Kit	\$ 3,346
24	DPX8W1, DPX8W2, DPX8W3, DPX8W4 (6 each)	Duplex Receptacles	\$ 624

Individual Footprint	Overall Dimensions	Per User	Total List
7' 1" x 3' 11"	7' 1" x 20'	\$5,331	\$ 31,987

Note: Pricing is standard in TFL laminate.

INTRODUCTION

BENCHING

TEAMING

TOOLRAIL

PRIVACY PANEL

STORAGE AND ADD-ONS

POWER AND ACCESSORIES

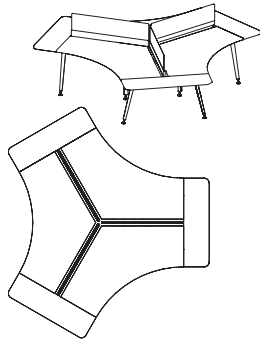


# ofs

## Eleven Workspace

TYPICALS

### ENW004 - 3 Users



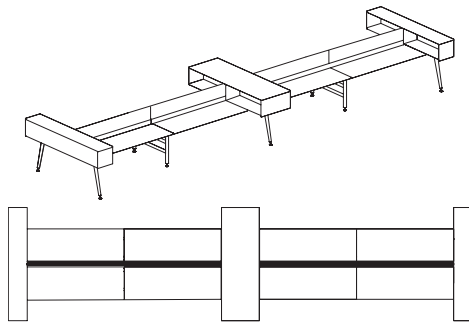
Qty	Model Number	Description	List
1	ENW-137119TC3	Tri Cluster Table Base	\$ 7,119
3	ENW-8345CU	Tri Cluster Worksurface	\$ 3,561
3	ENW-5215ET	Extension Worksurface	\$ 1,305
2	ENW-PVPF-47.63/12.81	Fabric Privacy Panel	\$ 764
1	ENW-ATRI48TKC3	Toolrail Kit	\$ 1,372
<b>Economy Electrical</b>			<b>\$ 14,121</b>

Economy Electrical		Subtotal	
1	PS-TRPKE3-8	Tri Economy Power Kit	\$ 686
1	PWF3M120	Power In-Feed	\$ 188
1	WM-TRCBK-3	Cable Basket Kit	\$ 1,435
12	DPX8W1, DPX8W2, DPX8W3, DPX8W4 (3 each)	Duplex Receptacles	\$ 312

Individual Footprint	Overall Dimensions	Per User	Total List
9' 3" x 4' 6"	11' 3" x 9' 11"	\$5,581	\$ 16,742

Note: Pricing is standard in TFL laminate.

### ENW005 - 8 Users



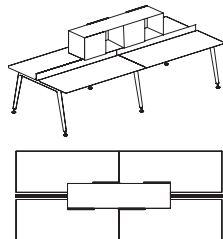
Qty	Model Number	Description	List
1	ENW-34484DF8	Benching Table Base	\$ 16,632
8	ENW-7224MCT	24"D Worksurface	\$ 2,952
2	ENW-8414PSB	End Storage Box	\$ 1,922
1	ENW-8428PSB	Center Storage Box	\$ 961
4	ENW-PVPA-71.63/12.81	Frosted Acrylic Privacy Panel	\$ 2,032
2	ENW-A144TKD2	Toolrail Kit	\$ 1,866
<b>Economy Electrical</b>			<b>\$ 26,365</b>

Economy Electrical		Subtotal	
1	PS-288PKE8-4	Economy Power Kit	\$ 962
1	PWF3M120	Power In-Feed	\$ 188
1	WM-288CBK-4	Cable Basket Kit	\$ 2,155
16	DPX8W1, DPX8W2, DPX8W3, DPX8W4 (4 each)	Duplex Receptacles	\$ 416

Individual Footprint	Overall Dimensions	Per User	Total List
3' 6" x 7' 7"	7' x 28'	\$3,761	\$30,086

Note: Pricing is standard in TFL laminate.

### ENW006 - 4 Users



Qty	Model Number	Description	List
1	ENW-12050DF4	Benching Table Base	\$ 5,583
4	ENW-6024MCT	24"D Worksurface	\$ 1,424
1	ENW-6014-4AX	Shared Storage	\$ 984
2	ENW-SSS	Stanchion Bracket	\$ 278
1	ENW-A120TKA2	Toolrail Kit	\$ 929
<b>Economy Electrical</b>			<b>\$ 9,198</b>

Economy Electrical		Subtotal	
1	PS-120PKE4-4	Economy Power Kit	\$ 433
1	PWF3M120	Power In-Feed	\$ 188
1	WM-120CBK-2	Cable Basket Kit	\$ 969
8	DPX8W1, DPX8W2, DPX8W3, DPX8W4 (2 each)	Duplex Receptacles	\$ 208

Individual Footprint	Overall Dimensions	Per User	Total List
2' 2" x 5'	4' 4" x 10'	\$2,749	\$ 10,996

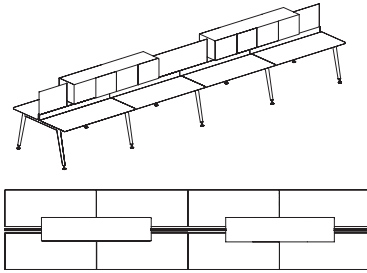
Note: Pricing is standard in TFL laminate. Locking is not included.

# ofs

## Eleven Workspace

TYPICALS

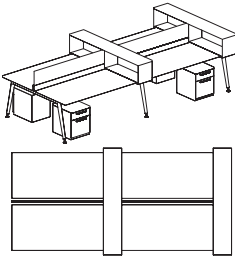
### ENW007 - 8 Users



Qty	Model Number	Description	List
1	ENW-24050DF8	Benching Table Base	\$ 10,059
8	ENW-6024MCT	24"D Worksurface	\$ 2,848
2	ENW-7214-4DA	Shared Storage	\$ 2,540
4	ENW-SSS	Stanchion Bracket	\$ 556
1	ENW-PVPA-47.63/18.81	Frosted Acrylic Privacy Panel	\$ 464
2	ENW-PVPA-23.63/18.81	Frosted Acrylic Privacy Panel	\$ 610
1	ENW-A240TKA4	Toolrail Kit	\$ 1,803
<b>Economy Electrical</b>			<b>\$ 18,880</b>
1	PS-240PKE8-4	Economy Power Kit	\$ 929
1	PWF3M120	Power In-Feed	\$ 188
1	WM-240CBK-4	Cable Basket Kit	\$ 2,003
16	DPX8W1, DPX8W2, DPX8W3, DPX8W4 (4 each)	Duplex Receptacles	\$ 416
<b>Individual Footprint</b>			<b>\$ 22,416</b>
<b>Overall Dimensions</b>			<b>4' 4" x 20'</b>
<b>Per User</b>			<b>\$2,802</b>

Note: Pricing is standard in TFL laminate. Locking is not included.

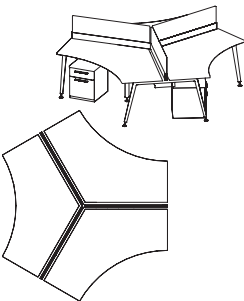
### ENW008 - 4 Users



Qty	Model Number	Description	List
1	ENW-14470DFB4	Benching Table Base	\$ 6,288
4	ENW-6030MCT	30"D Worksurface	\$ 1,736
2	ENW-7012PSB	End Storage Box	\$ 1,768
2	ENW-PVPA-59.63/12.81	Frosted Acrylic Privacy Panel	\$ 856
1	ENW-A120TKA2	Toolrail Kit	\$ 929
4	ENW-1619MP	Mobile Pedestal	\$ 2,892
<b>Economy Electrical</b>			<b>\$ 14,469</b>
1	PS-120PKE4-4	Economy Power Kit	\$ 433
1	PWF3M120	Power In-Feed	\$ 188
1	WM-120CBK-2	Cable Basket Kit	\$ 969
8	DPX8W1, DPX8W2, DPX8W3, DPX8W4 (2 each)	Duplex Receptacles	\$ 208
<b>Individual Footprint</b>			<b>\$ 16,267</b>
<b>Overall Dimensions</b>			<b>5' 10" x 12'</b>
<b>Per User</b>			<b>\$4,067</b>

Note: Pricing is standard in TFL laminate. Locking is not included.

### ENW009 - 3 Users



<b>Economy Electrical</b>			
Qty	Model Number	Description	List
1	ENW-11196TC3	Tri Cluster Table Base	\$ 6,185
3	ENW-8345CU	Tri Cluster Worksurface	\$ 3,561
3	ENW-PVPV-47.63/12.81	Veneer Privacy Panel	\$ 1,212
1	ENW-ATRI48TKA3	Toolrail Kit	\$ 1,372
3	ENW-1619MPC	Mobile Pedestal	\$ 2,100
3	ENW-1619SC	Mobile Pedestal Cushion	\$ 279
<b>Economy Electrical</b>			<b>\$ 14,709</b>
1	PS-TRPKE3-8	Tri Economy Power Kit	\$ 686
1	PWF3M120	Power In-Feed	\$ 188
1	WM-TRCBK-3	Tri Cable Basket Kit	\$ 1,435
12	DPX8W1, DPX8W2, DPX8W3, DPX8W4 (3 each)	Duplex Receptacles	\$ 312
<b>Individual Footprint</b>			<b>\$ 17,330</b>
<b>Overall Dimensions</b>			<b>9' 3" x 8'</b>
<b>Per User</b>			<b>\$5,777</b>

Note: Pricing is standard in TFL laminate. Locking is not included.

INTRODUCTION

BENCHING

TEAMING

TOOLRAIL

PRIVACY PANEL

STORAGE AND ADD-ONS

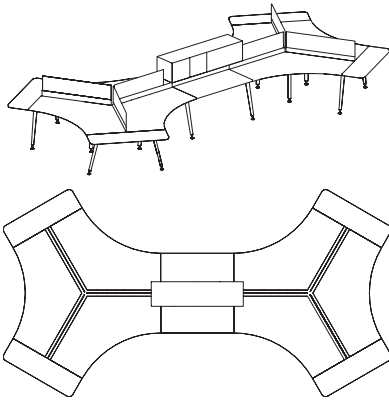
POWER AND ACCESSORIES

# ofs

## Eleven Workspace

TYPICALS

### ENW0010 - 6 Users

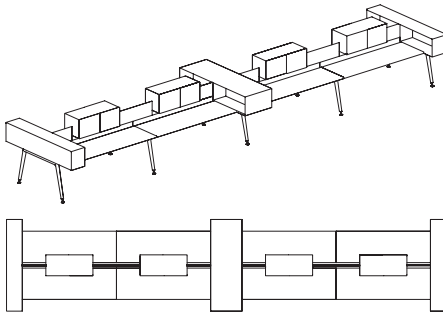


Qty	Model Number	Description	List
1	ENW-255137TC6-48	Tri Cluster Table Base	\$ 13,672
6	ENW-8345CU	Tri Cluster Worksurface	\$ 7,122
4	ENW-5215ET	Extension Worksurface	\$ 1,740
2	ENW-4824BR	Bridge Worksurface	\$ 1,036
1	ENW-6014-4DL	Shared Storage	\$ 1,102
2	ENW-SSS	Stanchion Bracket	\$ 278
4	ENW-PVPA-47.63/12.81	Frosted Acrylic Privacy Panel	\$ 1,392
2	ENW-PVPA-41.63/12.81	Frosted Acrylic Privacy Panel	\$ 658
1	ENW-ATRI48TKA6	Toolrail Kit	\$ 3,201
<b>Economy Electrical</b>			<b>Subtotal</b>
1	PS-TRPKE6-8	Tri Economy Power Kit	\$ 1,507
1	PWF3M120	Power In-Feed	\$ 188
1	WM-TRCBK-7	Cable Basket Kit	\$ 3,346
24	DPX8W1, DPX8W2, DPX8W3, DPX8W4 (6 each)	Duplex Receptacles	\$ 624

Individual Footprint	Overall Dimensions	Per User	Total List
9' 3" x 4' 7"	11' 5" x 21' 3"	\$5,978	\$ 35,866

Note: Pricing is standard in TFL laminate. Locking is not included.

### ENW0011 - 8 Users

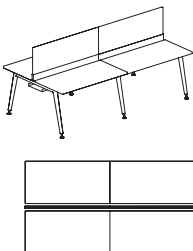


Qty	Model Number	Description	List
1	ENW-33658DFEB8	Benching Table Base	\$ 11,193
8	ENW-7224MCT	24"D Worksurface	\$ 2,952
2	ENW-7012PSB	End Storage Box	\$ 1,768
1	ENW-7024PSB	Center Storage Box	\$ 884
4	ENW-3614-2DA	Shared Storage	\$ 3,120
4	ENW-SSS	Stanchion Bracket	\$ 556
2	ENW-PVPA-35.63/12.81	Frosted Acrylic Privacy Panel	\$ 618
4	ENW-PVPA-17.63/12.81	Frosted Acrylic Privacy Panel	\$ 704
2	ENW-A144TKC2	Toolrail Kit	\$ 2,112
<b>Economy Electrical</b>			<b>Subtotal</b>
1	PS-288PKE8-4	Economy Power Kit	\$ 962
1	PWF3M120	Power In-Feed	\$ 188
1	WM-288CBK-4	Cable Basket Kit	\$ 2,155
16	DPX8W1, DPX8W2, DPX8W3, DPX8W4 (2 each)	Duplex Receptacles	\$ 416

Individual Footprint	Overall Dimensions	Per User	Total List
2' 11" x 7'	5' 10" x 28'	\$3,454	\$ 27,628

Note: Pricing is standard in TFL laminate. Locking is not included.

### ENW0012 - 4 Users



Qty	Model Number	Description	List
1	ENW-9650DF4	Benching Table Base	\$ 5,408
4	ENW-4824MCT	24"D Worksurface	\$ 1,164
2	ENW-PVPT-47.63/12.81	TFL Privacy Panel	\$ 338
1	ENW-A96TKA2	Toolrail Kit	\$ 809
<b>Economy Electrical</b>			<b>Subtotal</b>
1	PS-96PKE4-4	Economy Power Kit	\$ 421
1	PWF3M120	Power In-Feed	\$ 188
1	WM-96CBK-2	Cable Basket Kit	\$ 969
8	DPX8W1, DPX8W2, DPX8W3, DPX8W4 (2 each)	Duplex Receptacles	\$ 208

Individual Footprint	Overall Dimensions	Per User	Total List
2' 2" x 4'	4' 4" x 8'	\$2,376	\$ 9,505

Note: Pricing is standard in TFL laminate.

# ofs

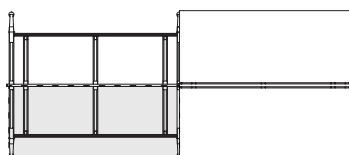
## Eleven Workspace



**ELEVEN BENCHING** is intended to connect runs of open plan workspace without any significant division of space between users on the same side. Options of added functionality are provided via small desktop personal-storage size boxes for any or all users. The storage boxes extend slightly beyond the edge of the starter worksurfaces without any additional support of the frame understructure.

### *Eleven Benching:*

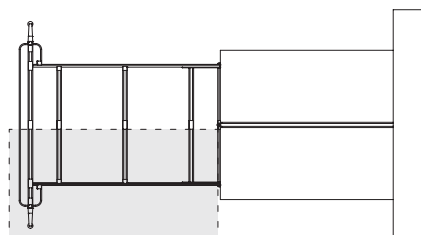
- open benching
- desktop storage option
- personal storage accessory



**ELEVEN TEAMING TABLES** are intended for personal and small team work areas. This application provides personal workspace, utility storage, space division, visual sightline breaks, and standing height touchdown area functionality. The Eleven Teaming Table end of run storage boxes are significantly larger and extend well beyond the edge of the tops, supported by an extension in the frame understructure.

### *Eleven Teaming Table:*

- self-contained
- work area
- utility storage
- space division
- standing height touchdown



# ofs Eleven Workspace

**BASE FOR 30"D BENCHING TABLE**  
*Sliding Worksurface*

<i>model</i>	<i>description</i>	<i>w</i>	<i>d</i>	<i>h</i>	<i>wt</i>	<i>cu ft</i>	<i>list</i>
Benching Table Base - 30"D Sliding Worksurfaces	Four users, double sided, use with benching table consisting of (4) worksurfaces and no end or center storage box						
<b>Note:</b> A minimum of one Tool-4 (see page 55) per order is required for installation.							



#### Use with No End or Center Storage Box

<b>ENW-14462DF4</b> (shown)	Use with (4) ENW-7230MCT worksurfaces	144	62	28.25/31.5	132	30	<b>\$ 6,130</b>
<b>ENW-12062DF4</b>	Use with (4) ENW-6030MCT worksurfaces	120	62	28.25/31.5	125	27	<b>\$ 5,955</b>
<b>ENW-9662DF4</b>	Use with (4) ENW-4830MCT worksurfaces	96	62	28.25/31.5	121	24	<b>\$ 5,780</b>

Benching Table Base - 30"D Sliding Worksurfaces



Four users, double sided, use with benching table consisting of (4) worksurfaces with (2) end storage boxes - 1 on inside end and 1 on outside end

**Note:** A minimum of one Tool-4 (see page 55) per order is required for installation.

#### Use with 2 End Storage Boxes - 1 on Inside End and 1 on Outside End

<b>ENW-16870DFB4</b> (shown)	Use with (4) ENW-7230MCT worksurfaces	168.3125	70	28.25/31.5	132	30	<b>\$ 6,528</b>
<b>ENW-14470DFB4</b>	Use with (4) ENW-6030MCT worksurfaces	144.3125	70	28.25/31.5	125	27	<b>\$ 6,288</b>
<b>ENW-12070DFB4</b>	Use with (4) ENW-4830MCT worksurfaces	120.3125	70	28.25/31.5	121	24	<b>\$ 6,114</b>

Benching Table Base - 30"D Sliding Worksurfaces



Four users, double sided, use with benching table consisting of (4) worksurfaces with (2) end storage boxes on outside ends

**Note:** A minimum of one Tool-4 (see page 55) per order is required for installation.

#### Use with 2 End Storage Boxes On Outside Ends

<b>ENW-16870DFEB4</b> (shown)	Use with (4) ENW-7230MCT worksurfaces	168.3125	70	28.25/31.5	139	30	<b>\$ 6,528</b>
<b>ENW-14470DFEB4</b>	Use with (4) ENW-6030MCT worksurfaces	144.3125	70	28.25/31.5	132	27	<b>\$ 6,288</b>
<b>ENW-12070DFEB4</b>	Use with (4) ENW-4830MCT worksurfaces	120.3125	70	28.25/31.5	125	24	<b>\$ 6,114</b>






## HOW TO ORDER

MODEL NUMBER  
ENW-14462DF4

# ofs

## Eleven Workspace

**BASE FOR 30"D BENCHING TABLE**  
Sliding Worksurface

model	description	w	d	h	wt	cu ft	list
Benching Table Base - 30"D Sliding Worksurfaces							
	Six users, double sided, use with benching table consisting of (6) worksurfaces and no end or center storage box						
<b>Note:</b> A minimum of one Tool-4 (see page 55) per order is required for installation.							
<b>Use with No End or Center Storage Box</b>							
ENW-21662DF6 (shown)	Use with (6) ENW-7230MCT worksurfaces	216	62	28.25/31.5	183	30	\$ 8,431
ENW-18062DF6	Use with (6) ENW-6030MCT worksurfaces	180	62	28.25/31.5	177	27	\$ 8,328
ENW-14462DF6	Use with (6) ENW-4830MCT worksurfaces	144	62	28.25/31.5	172	24	\$ 8,075
Benching Table Base - 30"D Sliding Worksurfaces							
	Six users, double sided, use with benching table consisting of (6) worksurfaces with (3) end storage boxes - 2 on inside end and 1 on outside end						
<b>Note:</b> A minimum of one Tool-4 (see page 55) per order is required for installation.							
<b>Use with 3 End Storage Boxes - 2 on inside ends and 1 on outside end</b>							
ENW-25270DFB6 (shown)	Use with (6) ENW-7230MCT worksurfaces	252.5	70	28.25/31.5	183	30	\$ 9,185
ENW-21670DFB6	Use with (6) ENW-6030MCT worksurfaces	216.5	70	28.25/31.5	177	27	\$ 8,689
ENW-18070DFB6	Use with (6) ENW-4830MCT worksurfaces	180.5	70	28.25/31.5	172	24	\$ 8,585
Benching Table Base - 30"D Sliding Worksurfaces							
	Eight users, double sided, use with benching table consisting of (8) worksurfaces and no end or center storage box						
<b>Note:</b> A minimum of one Tool-4 (see page 55) per order is required for installation.							
<b>Use with No End or Center Storage Box</b>							
ENW-28862DF8 (shown)	Use with (8) ENW-7230MCT worksurfaces	288	62	28.25/31.5	234	33	\$ 11,094
ENW-24062DF8	Use with (8) ENW-6030MCT worksurfaces	240	62	28.25/31.5	227	30	\$ 10,763
ENW-19262DF8	Use with (8) ENW-4830MCT worksurfaces	192	62	28.25/31.5	220	27	\$ 10,432
Benching Table Base - 30"D Sliding Worksurfaces							
	Eight users, double sided, use with benching table consisting of (4) worksurfaces with (4) end storage boxes - 3 on inside ends and 1 on outside end						
<b>Note:</b> A minimum of one Tool-4 (see page 55) per order is required for installation.							
<b>Use with 4 End Storage Boxes - 3 on inside ends and 1 on outside end</b>							
ENW-33670DFB8 (shown)	Use with (8) ENW-7230MCT worksurfaces	336.625	70	28.25/31.5	234	33	\$ 11,906
ENW-28870DFB8	Use with (8) ENW-6030MCT worksurfaces	288.625	70	28.25/31.5	227	30	\$ 11,452
ENW-24070DFB8	Use with (8) ENW-4830MCT worksurfaces	240.625	70	28.25/31.5	220	27	\$ 11,120
Benching Table Base - 30"D Sliding Worksurfaces							
	Eight users, double sided, use with benching table consisting of (8) worksurfaces with (2) end storage boxes on outside ends and (1) center storage box in center						
<b>Note:</b> A minimum of one Tool-4 (see page 55) per order is required for installation.							
<b>Use with 2 End Storage Boxes On Outside Ends and 1 Center Storage Box in Center</b>							
ENW-33670DFEB8 (shown)	Use with (8) ENW-7230MCT worksurfaces	336.625	70	28.25/31.5	241	33	\$ 11,906
ENW-28870DFEB8	Use with (8) ENW-6030MCT worksurfaces	288.625	70	28.25/31.5	234	30	\$ 11,452
ENW-24070DFEB8	Use with (8) ENW-4830MCT worksurfaces	240.625	70	28.25/31.5	227	27	\$ 11,120

### HOW TO ORDER

MODEL NUMBER  
ENW-21662DF6

INTRODUCTION

BENCHING

TEAMING

TOOL RAIL

PRIVACY PANEL


STORAGE AND ADD-ONS

POWER AND ACCESSORIES

# ofs


## Eleven Workspace

**BASE FOR 24"D BENCHING TABLE**  
Sliding Worksurface

<i>model</i>	<i>description</i>	<i>w</i>	<i>d</i>	<i>h</i>	<i>wt</i>	<i>cu ft</i>	<i>list</i>
Benching Table Base - 24"D Sliding Worksurfaces	Four users, double sided, use with benching table consisting of (4) worksurfaces and no end or center storage box						
							
<b>Note:</b> A minimum of one Tool-4 (see page 55) per order is required for installation.							


### Use with No End or Center Storage Box

<b>ENW-14450DF4</b> (shown)	Use with (4) ENW-7224MCT worksurfaces	144	50	28.25/31.5	119	30	<b>\$ 5,757</b>
<b>ENW-12050DF4</b>	Use with (4) ENW-6024MCT worksurfaces	120	50	28.25/31.5	113	27	<b>\$ 5,583</b>
<b>ENW-9650DF4</b>	Use with (4) ENW-4824MCT worksurfaces	96	50	28.25/31.5	108	24	<b>\$ 5,408</b>

Benching Table Base - 24"D Sliding Worksurfaces	Four users, double sided, use with benching table consisting of (4) worksurfaces with (2) end storage boxes - 1 on inside end and 1 on outside end						
							
<b>Note:</b> A minimum of one Tool-4 (see page 55) per order is required for installation.							

### Use with 2 End Storage Boxes - 1 on Inside End and 1 on Outside End

<b>ENW-16858DFB4</b> (shown)	Use with (4) ENW-7224MCT worksurfaces	168.3125	58	28.25/31.5	119	30	<b>\$ 6,148</b>
<b>ENW-14458DFB4</b>	Use with (4) ENW-6024MCT worksurfaces	144.3125	58	28.25/31.5	113	27	<b>\$ 5,915</b>
<b>ENW-12058DFB4</b>	Use with (4) ENW-4824MCT worksurfaces	120.3125	58	28.25/31.5	108	24	<b>\$ 5,740</b>

Benching Table Base - 24"D Sliding Worksurfaces	Four users, double sided, use with benching table consisting of (4) worksurfaces with (2) end storage boxes on outside ends						
							
<b>Note:</b> A minimum of one Tool-4 (see page 55) per order is required for installation.							

### Use with 2 End Storage Boxes On Outside Ends

<b>ENW-16858DFEB4</b> (shown)	Use with (4) ENW-7224MCT worksurfaces	168.3125	58	28.25/31.5	119	30	<b>\$ 6,148</b>
<b>ENW-14458DFEB4</b>	Use with (4) ENW-6024MCT worksurfaces	144.3125	58	28.25/31.5	113	27	<b>\$ 5,915</b>
<b>ENW-12058DFEB4</b>	Use with (4) ENW-4824MCT worksurfaces	120.3125	58	28.25/31.5	108	24	<b>\$ 5,740</b>

## HOW TO ORDER






MODEL NUMBER  
ENW-1450DF4



# ofs

## Eleven Workspace

**BASE FOR 24"D BENCHING TABLE**  
Sliding Worksurface

model	description	w	d	h	wt	cu ft	list
<b>Benching Table Base - 24"D Sliding Worksurfaces</b> 							
Six users, double sided, use with benching table consisting of (6) worksurfaces and no end or center storage box							
<b>Note:</b> A minimum of one Tool-4 (see page 55) per order is required for installation.							
<b>Use with No End or Center Storage Box</b>							
<b>ENW-21650DF6</b> (shown)	Use with (6) ENW-7224MCT worksurfaces	216	50	28.25/31.5	164	30	<b>\$ 7,893</b>
<b>ENW-18050DF6</b>	Use with (6) ENW-6024MCT worksurfaces	180	50	28.25/31.5	154	27	<b>\$ 7,789</b>
<b>ENW-14450DF6</b>	Use with (6) ENW-4824MCT worksurfaces	144	50	28.25/31.5	148	24	<b>\$ 7,536</b>
<b>Benching Table Base - 24"D Sliding Worksurfaces</b> 							
Six users, double sided, use with benching table consisting of (6) worksurfaces with (3) end storage boxes - 2 on inside end and 1 on outside end							
<b>Note:</b> A minimum of one Tool-4 (see page 55) per order is required for installation.							
<b>Use with 3 End Storage Boxes - 2 on inside ends and 1 on outside end</b>							
<b>ENW-25258DFB6</b> (shown)	Use with (6) ENW-7224MCT worksurfaces	252.5	58	28.25/31.5	164	30	<b>\$ 8,639</b>
<b>ENW-21658DFB6</b>	Use with (6) ENW-6024MCT worksurfaces	216.5	58	28.25/31.5	154	27	<b>\$ 8,150</b>
<b>ENW-18058DFB6</b>	Use with (6) ENW-4824MCT worksurfaces	180.5	58	28.25/31.5	148	24	<b>\$ 8,047</b>
<b>Benching Table Base - 24"D Sliding Worksurfaces</b> 							
Eight users, double sided, use with benching table consisting of (8) worksurfaces and no end or center storage box							
<b>Note:</b> A minimum of one Tool-4 (see page 55) per order is required for installation.							
<b>Use with No End or Center Storage Box</b>							
<b>ENW-28850DF8</b> (shown)	Use with (8) ENW-7224MCT worksurfaces	288	50	28.25/31.5	217	33	<b>\$ 10,391</b>
<b>ENW-24050DF8</b>	Use with (8) ENW-6024MCT worksurfaces	240	50	28.25/31.5	203	30	<b>\$ 10,059</b>
<b>ENW-19250DF8</b>	Use with (8) ENW-4824MCT worksurfaces	192	50	28.25/31.5	193	27	<b>\$ 9,728</b>
<b>Benching Table Base - 24"D Sliding Worksurfaces</b> 							
Eight users, double sided, use with benching table consisting of (8) worksurfaces with (4) end storage boxes - 3 on inside ends and 1 on outside end							
<b>Note:</b> A minimum of one Tool-4 (see page 55) per order is required for installation.							
<b>Use with 4 End Storage Boxes - 3 on inside ends and 1 on outside end</b>							
<b>ENW-33658DFB8</b> (shown)	Use with (8) ENW-7224MCT worksurfaces	336.625	58	28.25/31.5	217	33	<b>\$ 11,193</b>
<b>ENW-28858DFB8</b>	Use with (8) ENW-6024MCT worksurfaces	288.625	58	28.25/31.5	203	30	<b>\$ 10,748</b>
<b>ENW-24058DFB8</b>	Use with (8) ENW-4824MCT worksurfaces	240.625	58	28.25/31.5	193	27	<b>\$ 10,417</b>
<b>Benching Table Base - 24"D Sliding Worksurfaces</b> 							
Eight users, double sided, use with benching table consisting of (8) worksurfaces with (2) end storage boxes on outside ends and (1) center storage box in center							
<b>Note:</b> A minimum of one Tool-4 (see page 55) per order is required for installation.							
<b>Use with 2 End Storage Boxes On Outside Ends and 1 Center Storage Box in Center</b>							
<b>ENW-33658DFEB8</b> (shown)	Use with (8) ENW-7224MCT worksurfaces	336.625	58	28.25/31.5	217	33	<b>\$ 11,193</b>
<b>ENW-28858DFEB8</b>	Use with (8) ENW-6024MCT worksurfaces	288.625	58	28.25/31.5	203	30	<b>\$ 10,748</b>
<b>ENW-24058DFEB8</b>	Use with (8) ENW-4824MCT worksurfaces	240.625	58	28.25/31.5	193	27	<b>\$ 10,417</b>

### HOW TO ORDER


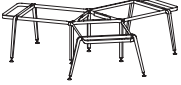


MODEL NUMBER  
ENW-21650DF6



# ofs

## Eleven Workspace

BASE FOR TRI CLUSTER TABLE

	<i>model</i>	<i>description</i>	<i>w</i>	<i>d</i>	<i>h</i>	<i>wt</i>	<i>cu ft</i>	<i>list</i>
<p>Base - Tri Cluster Worksurface</p> 		<p>Three users, use with tri cluster table consisting of (3) tri cluster worksurfaces</p> <p><b>Note:</b> A minimum of one Tool-4 (see page 55) per order is required for installation.</p>						
	<b>ENW-11196TC3</b>	Use with (3) ENW-8345CU worksurfaces	111	96	28.25/31.5	134	30	<b>\$ 6,185</b>
<p>Base - Tri Cluster Worksurface and Extension</p> 		<p>Three users, use with tri cluster table consisting of (3) tri cluster worksurfaces and (3) extensions</p> <p><b>Note:</b> A minimum of one Tool-4 (see page 55) per order is required for installation.</p>						
	<b>ENW-137119TC3</b>	Use with (3) ENW-8345CU worksurfaces and (3) ENW-5215ET extensions	137	119	28.25/31.5	142	30	<b>\$ 7,119</b>
<p>Base - Tri Cluster Worksurface and Bridge</p> 		<p>Six users, use with tri cluster table consisting of (6) tri cluster worksurfaces and (2) bridges</p> <p><b>Note:</b> A minimum of one Tool-4 (see page 55) per order is required for installation.</p>						
	<b>ENW-240111TC6-48</b>	Use with (6) ENW-8345CU worksurfaces and (2) ENW-4824BR bridges	240	111	28.25/31.5	287	33	<b>\$ 12,527</b>
<p>Base - Tri Cluster Worksurface, Bridge and Extension</p> 		<p>Six users, use with tri cluster table consisting of (6) tri cluster worksurfaces, (2) bridges and (4) extensions</p> <p><b>Note:</b> A minimum of one Tool-4 (see page 55) per order is required for installation.</p>						
	<b>ENW-255137TC6-48</b>	Use with (6) ENW-8345CU worksurfaces, (2) ENW-4824BR bridges, and (4) ENW-5215ET extensions	255	137	28.25/31.5	295	33	<b>\$ 13,672</b>



### HOW TO ORDER

MODEL NUMBER  
ENW-11196TC3







# ofs

## Eleven Workspace

### INDIVIDUAL SLIDING WORKSURFACE

<i>model</i>	<i>description</i>	<i>w</i>	<i>d</i>	<i>h</i>	<i>wt</i>	<i>cu ft</i>	<i>TFL</i>	<i>3D Laminate</i>	<i>Veneer/HPL</i>
30"D Sliding Worksurface	Order base separately (see pages 6 and 7)								
									
<b>ENW-7230MCT</b> (shown)	Individual seating	71.875	30	1.0625	67	6	<b>\$ 474</b>	<b>\$ 616</b>	<b>\$ 711</b>
<b>ENW-6030MCT</b>	Individual seating	59.875	30	1.0625	57	5	<b>\$ 434</b>	<b>\$ 564</b>	<b>\$ 651</b>
<b>ENW-4830MCT</b>	Individual seating	47.875	30	1.0625	47	4	<b>\$ 391</b>	<b>\$ 508</b>	<b>\$ 589</b>
24"D Sliding Worksurface	Order base separately (see pages 8 and 9)								
									
<b>ENW-7224MCT</b> (shown)	Individual seating	71.875	24	1.0625	58	4	<b>\$ 369</b>	<b>\$ 480</b>	<b>\$ 552</b>
<b>ENW-6024MCT</b>	Individual seating	59.875	24	1.0625	42	3.5	<b>\$ 356</b>	<b>\$ 463</b>	<b>\$ 535</b>
<b>ENW-4824MCT</b>	Individual seating	47.875	24	1.0625	28	3	<b>\$ 291</b>	<b>\$ 376</b>	<b>\$ 434</b>

### OPTIONS

MATERIAL TYPE	FINISH	EDGE FINISH	EDGE SHAPE
T (TFL, 3D or HPL with PVC edge)	<p><u>TFL - Wood Grain Laminate</u></p> <p>LC2 - Light Cherry MC2 - Mocha Cherry QE2 - Quartered Espresso Cherry VM2 - Vintage Mahogany EN2 - English Walnut NW2 - Natural Walnut BE2 - Blonde Maple MH2 - Honey Maple</p> <p>PW2 - Quartered Maple ST2 - Steel Grey Oak NG2 - Natural Champagne (10% upcharge) NH2 - Natural Steam Wash (10% upcharge) NT2 - Natural White (10% upcharge)</p> <p><u>TFL - Solid Color Laminate</u></p> <p>BL2 - Black FW2 - Frosty White GR2 - Grey PN2 - Platinum SH2 - Shadow SG2 - Slate Grey WL2 - Wallaby</p>	<p><u>Any PVC Edge Color</u></p> <p>LC2 PW2 BL2 MC2 ST2 FW2 QE2 NG2 GR2 VM2 PN2 EN2 NH2 SH2 NW2 SG2 BE2 NT2 WL2 MH2</p>	<p>EY - Square (3mm PVC edge)</p> 
	<p><u>3D Laminate</u></p> <p>LC3 - Light Cherry MC3 - Mocha Cherry QE3 - Quartered Espresso Cherry VM3 - Vintage Mahogany EN3 - English Walnut NW3 - Natural Walnut BE3 - Blonde Maple MH3 - Honey Maple</p> <p>PW3 - Quartered Maple ST3 - Steel Grey Oak NG3 - Natural Champagne (10% upcharge) NH3 - Natural Steam Wash (10% upcharge) NT3 - Natural White (10% upcharge)</p> <p><u>3D Laminate - Solid Color</u></p> <p>BL3 - Black FW3 - Frosty White GR3 - Grey PN3 - Platinum SH3 - Shadow WL3 - Wallaby</p>	<p><u>Matching Edge</u></p> <p>LC3 PW3 BL3 MC3 ST3 FW3 QE3 NG3 GR3 VM3 PN3 EN3 NH3 SH3 NW3 WL3 BE3 NT3 MH3</p>	<p>H3B - Square B9G - Ergo</p>  
	<p><u>HPL - Wood Grain Laminate</u></p> <p>CHP - Light Cherry CMP - Mocha Cherry QEP - Quartered Espresso Cherry MGP - Vintage Mahogany MEP - English Walnut</p> <p>NWP - Natural Walnut BEP - Blonde Maple HNP - Honey Maple PWP - Quartered Maple</p> <p><u>HPL - Solid Color Laminate</u></p> <p>BLP - Black FWP - Frosty White GRP - Grey PNP - Platinum</p> <p>SHP - Shadow SGP - Slate Grey WLP - Wallaby</p> <p>Worksurfaces are available in Wilsonart matte texture standard pattern color laminates at standard list prices. Lead times may be extended depending on supplier's availability. See page I.</p>	<p><u>Matching Edge</u></p> <p>LC2 NW2 ST2 MC2 BE2 NG2 QE2 MH2 NH2 VM2 PW2 NT2 EN2</p>	<p>EY - Square (3mm PVC edge)</p> 
V (HPL or Veneer with wood edge)	<p><u>HPL - Wood Grain Laminate</u></p> <p>MFP - Formal Mahogany/Cherry CHP - Light Cherry CMP - Mocha Cherry QEP - Quartered Espresso Cherry MGP - Vintage Mahogany</p> <p>MEP - English Walnut EWP - Executive Walnut NWP - Natural Walnut VMP - Vintage/Mahogany/Walnut</p> <p><u>Veneer - Quartered</u></p> <p>MFC - Formal Mahogany/Cherry MGC - Grand Cherry MLC - Light Cherry MMC - Mocha Cherry MNC - Natural Cherry QEC - Quartered Espresso Cherry MVC - Vintage Mahogany/Cherry MGW - English Walnut</p> <p>MEW - Executive Walnut MNV - Natural Walnut MSW - Sable Walnut MVW - Vintage Mahogany/Walnut MBM - Blonde Maple MHM - Honey Maple PWM - Quartered Maple MRO - Clear Oak</p> <p><u>MSO - Espresso Oak</u> <u>MUO - European Oak</u> <u>MGO - Steel Grey Oak</u> <u>SVC - Silver Grey Oak (10% upcharge)</u> <u>C2Q - Linea American Walnut (10% upcharge)</u> <u>C2P - Linea Silver Birch (10% upcharge)</u></p>	<p><u>Matching Edge</u></p> <p>MFC MGW MBM MLC MEW MHM MMC MNW PWM QEC MVW MGO MVC</p> <p><u>Matching Edge</u></p> <p>MFC MEW MSO MGC MNW MUO MLC MSW MGO MMC MVW SVC MNC MBM C2Q QEC MHM MVC PWM C2P MGW MRO</p>	<p>B6P - Square (3mm veneer edge)</p>  <p>B6P - Square (3mm veneer edge)</p> 

### HOW TO ORDER

MODEL NUMBER	ENW-7230MCT		
MATERIAL TYPE	FINISH	EDGE FINISH	EDGE SHAPE
T	LC2	LC2	EY

INTRODUCTION

BENCHING

TEAMING

TOOL RAIL

PRIVACY PANEL




STORAGE AND ADD-ONS

POWER AND ACCESSORIES








# ofs

## Eleven Workspace

### INDIVIDUAL WORKSURFACE FOR TRI CLUSTER TABLE

<i>model</i>	<i>description</i>	<i>w</i>	<i>d</i>	<i>h</i>	<i>wt</i>	<i>cu ft</i>	<i>TFL</i>	<i>3D Laminate</i>	<i>Veneer/HPL</i>
Tri Cluster Worksurface	Tri Cluster Worksurface For tri cluster 120 degree work station Diagonal grain Order base separately (see page 10)								
									
<b>ENW-8345CU</b>		83.125	47.75	1.0625	64	6	<b>\$ 1,187</b>	<b>\$ 1,417</b>	<b>\$ 1,929</b>
Extension Worksurface	Extension Worksurface								
									
<b>ENW-5215ET</b>		52	15	1.0625	35	2	<b>\$ 435</b>	<b>\$ 571</b>	<b>\$ 849</b>
Bridge Worksurface	Bridge Worksurface								
									
<b>ENW-4824BR</b>		48	24	1.0625	28	3	<b>\$ 518</b>	<b>\$ 661</b>	<b>\$ 964</b>

### OPTIONS

MATERIAL TYPE	FINISH			EDGE FINISH	EDGE SHAPE
T (TFL, 3D or HPL with PVC edge)	<u>TFL - Wood Grain Laminate</u> LC2 - Light Cherry MC2 - Mocha Cherry QE2 - Quartered Espresso Cherry VM2 - Vintage Mahogany EN2 - English Walnut NW2 - Natural Walnut BE2 - Blonde Maple MH2 - Honey Maple	PW2 - Quartered Maple ST2 - Steel Grey Oak NG2 - Natural Champagne (10% upcharge) NH2 - Natural Steam Wash (10% upcharge) NT2 - Natural White (10% upcharge)	<u>TFL - Solid Color Laminate</u> BL2 - Black FW2 - Frosty White GR2 - Grey PN2 - Platinum SH2 - Shadow SG2 - Slate Grey WL2 - Wallaby	<u>Any PVC Edge Color</u> LC2 PW2 BL2 MC2 ST2 FW2 QE2 NG2 GR2 VM2 PN2 EN2 NH2 SH2 NW2 SG2 BE2 NT2 WL2 MH2	 EY - Square (3mm PVC edge)
	<u>3D Laminate</u> LC3 - Light Cherry MC3 - Mocha Cherry QE3 - Quartered Espresso Cherry VM3 - Vintage Mahogany EN3 - English Walnut NW3 - Natural Walnut BE3 - Blonde Maple MH3 - Honey Maple	PW3 - Quartered Maple ST3 - Steel Grey Oak NG3 - Natural Champagne (10% upcharge) NH3 - Natural Steam Wash (10% upcharge) NT3 - Natural White (10% upcharge)	<u>3D Laminate - Solid Color</u> BL3 - Black FW3 - Frosty White GR3 - Grey PN3 - Platinum SH3 - Shadow WL3 - Wallaby	<u>Matching Edge</u> LC3 PW3 BL3 MC3 ST3 FW3 QE3 NG3 GR3 VM3 PN3 EN3 NH3 SH3 NW3 WL3 BE3 NT3 MH3	 H3B - Square  B9G - Ergo
	<u>HPL - Wood Grain Laminate</u> CHP - Light Cherry CMP - Mocha Cherry QEP - Quartered Espresso Cherry MGP - Vintage Mahogany MEP - English Walnut	NWP - Natural Walnut BEP - Blonde Maple HNP - Honey Maple PWP - Quartered Maple	STP - Steel Grey Oak NGP - Natural Champagne (10% upcharge) NHP - Natural Steam Wash (10% upcharge) NTP - Natural White (10% upcharge)	<u>Matching Edge</u> LC2 NW2 ST2 MC2 BE2 NG2 QE2 MH2 NH2 VM2 PW2 NT2 EN2	 EY - Square (3mm PVC edge)
	<u>HPL - Solid Color Laminate</u> BLP - Black FWP - Frosty White GRP - Grey PNP - Platinum	SHP - Shadow SGP - Slate Grey WLP - Wallaby	Worksurfaces are available in Wilsonart matte texture standard pattern color laminates at standard list prices. Lead times may be extended depending on supplier's availability. See page I.	<u>Any PVC Edge Color</u> BL2 SH2 FW2 SG2 GR2 WL2 PN2	 EY - Square (3mm PVC edge)
V (HPL or Veneer with wood edge)	<u>HPL - Wood Grain Laminate</u> MFP - Formal Mahogany/Cherry CHP - Light Cherry CMP - Mocha Cherry QEP - Quartered Espresso Cherry MGP - Vintage Mahogany	MEP - English Walnut EWP - Executive Walnut NWP - Natural Walnut VMP - Vintage/Mahogany/Walnut	BEP - Blonde Maple HNP - Honey Maple PWP - Quartered Maple STP - Steel Grey Oak	<u>Matching Edge</u> MFC MGW MBM MLC MEW MHM MMC MNW PWM QEC MVW MGO MVC	 B6P - Square (3mm veneer edge)
	<u>Veneer - Quartered</u> MFC - Formal Mahogany/Cherry MGC - Grand Cherry MLC - Light Cherry MMC - Mocha Cherry MNC - Natural Cherry QEC - Quartered Espresso Cherry MVC - Vintage Mahogany/Cherry MGW - English Walnut	MEW - Executive Walnut MNW - Natural Walnut MSW - Sable Walnut MVW - Vintage Mahogany/Walnut MBM - Blonde Maple MHM - Honey Maple PWM - Quartered Maple MRO - Clear Oak	MSO - Espresso Oak MUO - European Oak MGO - Steel Grey Oak SVC - Silver Grey Oak (10% upcharge) C2Q - Linea American Walnut (10% upcharge) C2P - Linea Silver Birch (10% upcharge)	<u>Matching Edge</u> MFC MEW MSO MGC MNW MUO MLC MSW MGO MMC MVW SVC MNC MBM C2Q QEC MHM MVC PWM C2P MGW MRO	 B6P - Square (3mm veneer edge)

### HOW TO ORDER

MODEL NUMBER ENW-8345CU			
MATERIAL TYPE	FINISH	EDGE FINISH	EDGE SHAPE
T	LC2	LC2	EY

model	description	w	d	h	com	wt	cu ft	TFL	Veneer
End Storage Box - 30"D Benching Table	End storage box for 30"D benching table Use on ENW-12070DFB4, ENW-14470DFB4, ENW-16870DFB4, ENW-18070DFB6, ENW-21670DFB6, ENW-25270DFB6, ENW-24070DFB8, ENW-28870DFB8, ENW-33670DFB8, ENW-12070DFEB4, ENW-14470DFEB4, ENW-16870DFEB4, ENW-24070DFEB8, ENW-28870DFEB8, and ENW-33670DFEB8								
ENW-7012PSB		70	12	14	3	126	9	\$ 884	\$ 2,102
	<b>Note:</b> Inside: height 12.25", depth with trace power 7.6875", depth with an outside tackboard and no trace power 11.1875", depth with no outside tackboard and no trace power 11.6875".								
End Storage Box - 24"D Benching Table	End storage box for 24"D benching table Use on ENW-12058DFB4, ENW-14458DFB4, ENW-16858DFB4, ENW-18058DFB6, ENW-21658DFB6, ENW-25258DFB6, ENW-24058DFB8, ENW-28858DFB8, ENW-33658DFB8, ENW-12058DFEB4, ENW-14458DFEB4, ENW-16858DFEB4, ENW-24058DFEB8, ENW-28858DFEB8, and ENW-33658DFEB8								
ENW-5812PSB		58	12	14	2	114	7	\$ 813	\$ 1,848
	<b>Note:</b> Inside: height 12.25", depth with trace power 7.6875", depth with an outside tackboard and no trace power 11.1875", depth with no outside tackboard and no trace power 11.6875".								

## List Pricing/Grade (Fabric Tackboard B8D - Fabric)

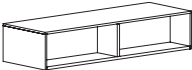
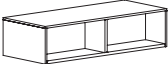
com	1	2	3	4	5	6	7	8	9	10	11	12	13	14	15
(3 yds.)	488	552	599	679	837	996	1,155	1,314	1,473	1,632	1,790	1,949	2,108	2,267	2,426
com	1	2	3	4	5	6	7	8	9	10	11	12	13	14	15
(2 yds.)	442	484	516	569	675	781	887	993	1,099	1,204	1,310	1,416	1,522	1,628	1,734

## OPTIONS

MATERIAL TYPE	FINISH		BACK FINISH	TRACE POWER	OUTSIDE TACKBOARD	TACKBOARD MATERIAL
T (TFL)	<u>TFL - Wood Grain Laminate</u> LC2 - Light Cherry MC2 - Mocha Cherry QE2 - Quartered Espresso Cherry VM2 - Vintage Mahogany EN2 - English Walnut NW2 - Natural Walnut BE2 - Blonde Maple MH2 - Honey Maple PW2 - Quartered Maple ST2 - Steel Grey Oak NG2 - Natural Champagne (10% upcharge) NH2 - Natural Steam Wash (10% upcharge) NT2 - Natural White (10% upcharge)	<u>TFL Solid Color Laminate</u> BL2 - Black FW2 - Frosty White GR2 - Grey PN2 - Platinum SH2 - Shadow SG2 - Slate Grey WL2 - Wallaby	<u>Any TFL Laminate</u> LC2 BL2 MC2 FW2 QE2 GR2 VM2 PN2 EN2 SH2 NW2 SG2 BE2 WL2 MH2 PW2 ST2 NG2 NH2 NT2	X9 - No Trace Power B7X - Trace (includes 2 USB power outlets) - add \$1,904	X9 - No Tackboard B8V - Felt Tackboard - add \$263  B8D - Fabric Tackboard - Add Upcharge - See listing above under List Pricing/Grade	X9 - No Tackboard ANT - Anthracite CRT - Curry EBT - EcoBrown JNT - Jeans LBT - LightBlue LMT - Lime MKT - Mokka OWT - OffWhite ORT - Orange PKT - Pink RDT - Red SGT - StoneGrey  Specify Grade/Fabric  Fabric must be tested and approved for tackboard use/compatibility.
V (Veneer or Paint)	<u>Veneer - Quartered</u> MFC - Formal Mahogany/Cherry MGC - Grand Cherry MLC - Light Cherry MMC - Mocha Cherry MNC - Natural Cherry QEC - Quartered Espresso Cherry MVC - Vintage Mahogany/Cherry MGW - English Walnut MEW - Executive Walnut MNW - Natural Walnut MSW - Sable Walnut MVW - Vintage Mahogany/Walnut MBM - Blonde Maple MHM - Honey Maple PWM - Quartered Maple		MRO - Clear Oak MSO - Espresso Oak MUO - European Oak MGO - Steel Grey Oak SVC - Silver Grey Oak (10% upcharge) C2Q - Linea American Walnut (10% upcharge) C2P - Linea Silver Birch (10% upcharge)  <u>Paint</u> BLK - Black CH1 - Charcoal FO1 - Fog MTL - Metallic OY1 - Oyster RDC - Red WHT - White	MFC MRO MGC MSO MLC MUO MMC MGO MNC SVC QEC C2Q MVC C2P MGW BLK MEW CH1 MNW FO1 MSW MTL MVW OY1 MBM RDC MHM WHT PWM		

## HOW TO ORDER

MODEL NUMBER	ENW-7012PSB				
MATERIAL TYPE	FINISH	BACK FINISH	TRACE POWER	OUTSIDE TACKBOARD	TACKBOARD MATERIAL
T	BL2	BL2	X9	X9	X9

model	description	w	d	h	wt	cu ft	TFL	Veneer
Center Storage Box - 30"D Benching Table		Use on ENW-24070DFEB8, ENW-28870DFEB8, and ENW-33670DFEB8						
								
ENW-7024PSB		70	24	14	174	14	\$ 884	\$ 2,102
<b>Note:</b> Inside: height 12.25", depth with trace power 7.6875", depth with no trace power 11.6875".								
Center Storage Box - 24"D Benching Table		Use on ENW-24058DFEB8, ENW-28858DFEB8, and ENW-33658DFEB8						
								
ENW-5824PSB		58	24	14	155	12	\$ 813	\$ 1,848
<b>Note:</b> Inside: height 12.25", depth with trace power 7.6875", depth with no trace power 11.6875".								

## OPTIONS

MATERIAL TYPE	FINISH	BACK FINISH	TRACE POWER
T (TFL)	TFL - Wood Grain Laminate LC2 - Light Cherry MC2 - Mocha Cherry QE2 - Quartered Espresso Cherry VM2 - Vintage Mahogany EN2 - English Walnut NW2 - Natural Walnut BE2 - Blonde Maple MH2 - Honey Maple PW2 - Quartered Maple ST2 - Steel Grey Oak NG2 - Natural Champagne (10% upcharge) NH2 - Natural Steam Wash (10% upcharge) NT2 - Natural White (10% upcharge)	TFL - Solid Color Laminate BL2 - Black FW2 - Frosty White GR2 - Grey PN2 - Platinum SH2 - Shadow SG2 - Slate Grey WL2 - Wallaby	Any TFL Laminate LC2 BL2 MC2 FW2 QE2 GR2 VM2 PN2 EN2 SH2 NW2 SG2 BE2 WL2 MH2 PW2 ST2 NG2 NH2 NT2
V (Veneer or Paint)	Veneer - Quartered MFC - Formal Mahogany/Cherry MGC - Grand Cherry MLC - Light Cherry MMC - Mocha Cherry MNC - Natural Cherry QEC - Quartered Espresso Cherry MVC - Vintage Mahogany/Cherry MGW - English Walnut MEW - Executive Walnut MNW - Natural Walnut MSW - Sable Walnut MVW - Vintage Mahogany/Walnut MBM - Blonde Maple MHM - Honey Maple PWM - Quartered Maple	MRO - Clear Oak MSO - Espresso Oak MUO - European Oak MGO - Steel Grey Oak SVC - Silver Grey Oak (10% upcharge) C2Q - Linea American Walnut (10% upcharge) C2P - Linea Silver Birch (10% upcharge) Paint BLK - Black CH1 - Charcoal FO1 - Fog MTL - Metallic OY1 - Oyster RDC - Red WHT - White	Any Veneer/Paint MFC MRO MGC MSO MLC MUO MMC MGO MNC SVC QEC C2Q MVC C2P MGW BLK MEW CH1 MNW FO1 MSW MTL MVW OY1 MBM RDC MHM WHT PWM

## HOW TO ORDER

MODEL NUMBER	ENW-7024PSB		
MATERIAL TYPE	FINISH	BACK FINISH	TRACE POWER
T	BL2	BL2	X9

**List Pricing/Grade**  
**com (1.5 yds.)**

**Note:** ENW-5812PSB requires 2 tackboards  
ENW-5824PSB requires 4 tackboards

List Pricing/Grade  
com (1 yd.)

1	2	3	4	5	6	7	8	9	10	11	12	13	14	15
199	220	236	263	315	368	421	474	527	580	633	686	739	792	845

**GRADE/FABRIC**

Specify Grade/Fabric

Fabric must be tested and approved for tackboard use/compatibility.

## MODEL NUMBER

FT1224

**GRADE/FABRIC**

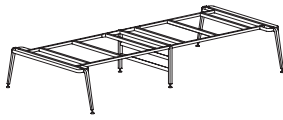
4 Hue Smoke

# ofs

## Eleven Workspace

BASE FOR 30"D AND 24"D TEAMING TABLE  
Sliding Worksurface

model	description	w	d	h	wt	cu ft	list
Teaming Table Base - 30"D Sliding Worksurface	Four users, double sided, use with teaming table consisting of (4) worksurfaces with (2) end storage boxes on outside ends						

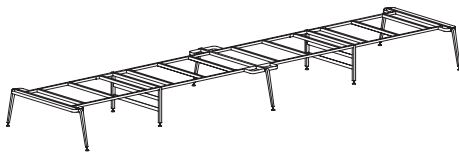


**Note:** A minimum of one Tool-4 (see page 55) per order is required for installation.

### Use with 2 End Storage Boxes On Outside Ends

ENW-17296DF4	Use with (4) ENW-7230MCT worksurfaces	172.3125	96	28.25/31.5	261	27	\$ 9,241
--------------	---------------------------------------	----------	----	------------	-----	----	----------

Teaming Table Base - 30"D Sliding Worksurface



Eight users, double sided, use with teaming table consisting of (8) worksurfaces with (2) end storage boxes on outside ends and (1) center storage box in center

**Note:** A minimum of one Tool-4 (see page 55) per order is required for installation.

### Use with 2 End Storage Boxes On Outside Ends and 1 Center Storage Box in Center

ENW-34496DF8	Use with (8) ENW-7230MCT worksurfaces	344.625	96	28.25/31.5	336	33	\$ 17,106
--------------	---------------------------------------	---------	----	------------	-----	----	-----------

Teaming Table Base - 24"D Sliding Worksurface



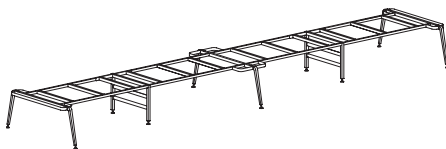
Four users, double sided, use with teaming table consisting of (4) worksurfaces with (2) end storage boxes on outside ends

**Note:** A minimum of one Tool-4 (see page 55) per order is required for installation.

### Use with 2 End Storage Boxes On Outside Ends

ENW-17284DF4	Use with (4) ENW-7224MCT worksurfaces	172.3125	84	28.25/31.5	208	24	\$ 8,817
--------------	---------------------------------------	----------	----	------------	-----	----	----------

Teaming Table Base - 24"D Sliding Worksurface



Eight users, double sided, use with teaming table consisting of (8) worksurfaces with (2) end storage boxes on outside ends and (1) center storage box in center


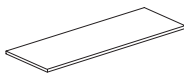
**Note:** A minimum of one Tool-4 (see page 55) per order is required for installation.

### Use with 2 End Storage Boxes On Outside Ends and 1 Center Storage Box in Center

ENW-34484DF8	Use with (8) ENW-7224MCT worksurfaces	344.625	84	28.25/31.5	283	30	\$ 16,632
--------------	---------------------------------------	---------	----	------------	-----	----	-----------

## HOW TO ORDER

MODEL NUMBER  
ENW-17296DF4

<i>model</i>	<i>description</i>	<i>w</i>	<i>d</i>	<i>h</i>	<i>wt</i>	<i>cu ft</i>	<i>TFL</i>	<i>3D Laminate</i>	<i>Veneer/ HPL</i>
30"D Sliding Worksurface	Order base separately (see pages 6 and 7)								
									
<b>ENW-7230MCT</b> <small>(shown)</small>	Individual seating	71.875	30	1.0625	67	6	<b>\$ 474</b>	<b>\$ 616</b>	<b>\$ 711</b>
<b>ENW-6030MCT</b>	Individual seating	59.875	30	1.0625	57	5	<b>\$ 434</b>	<b>\$ 564</b>	<b>\$ 651</b>
<b>ENW-4830MCT</b>	Individual seating	47.875	30	1.0625	47	4	<b>\$ 391</b>	<b>\$ 508</b>	<b>\$ 589</b>
24"D Sliding Worksurface	Order base separately (see pages 8 and 9)								
									
<b>ENW-7224MCT</b> <small>(shown)</small>	Individual seating	71.875	24	1.0625	58	4	<b>\$ 369</b>	<b>\$ 480</b>	<b>\$ 552</b>
<b>ENW-6024MCT</b>	Individual seating	59.875	24	1.0625	42	3.5	<b>\$ 356</b>	<b>\$ 463</b>	<b>\$ 535</b>
<b>ENW-4824MCT</b>	Individual seating	47.875	24	1.0625	28	3	<b>\$ 291</b>	<b>\$ 376</b>	<b>\$ 434</b>

## OPTIONS

MATERIAL TYPE	FINISH				EDGE FINISH		EDGE SHAPE	
T (TFL, 3D or HPL with PVC edge)	<u>TFL - Wood Grain Laminate</u> LC2 - Light Cherry MC2 - Mocha Cherry QE2 - Quartered Espresso Cherry VM2 - Vintage Mahogany EN2 - English Walnut NW2 - Natural Walnut BE2 - Blonde Maple MH2 - Honey Maple		PW2 - Quartered Maple ST2 - Steel Grey Oak NG2 - Natural Champagne <b>(10% upcharge)</b> NH2 - Natural Steam Wash <b>(10% upcharge)</b> NT2 - Natural White <b>(10% upcharge)</b>		<u>TFL - Solid Color Laminate</u> BL2 - Black FW2 - Frosty White GR2 - Grey PN2 - Platinum SH2 - Shadow SG2 - Slate Grey WL2 - Wallaby		Any PVC Edge Color LC2 PW2 BL2 MC2 ST2 FW2 QE2 NG2 GR2 VM2 PN2 EN2 NH2 SH2 NW2 SG2 BE2 NT2 WL2 MH2	
	<u>3D Laminate</u> LC3 - Light Cherry MC3 - Mocha Cherry QE3 - Quartered Espresso Cherry VM3 - Vintage Mahogany EN3 - English Walnut NW3 - Natural Walnut BE3 - Blonde Maple MH3 - Honey Maple		PW3 - Quartered Maple ST3 - Steel Grey Oak NG3 - Natural Champagne <b>(10% upcharge)</b> NH3 - Natural Steam Wash <b>(10% upcharge)</b> NT3 - Natural White <b>(10% upcharge)</b>		<u>3D Laminate - Solid Color</u> BL3 - Black FW3 - Frosty White GR3 - Grey PN3 - Platinum SH3 - Shadow WL3 - Wallaby		<u>Matching Edge</u> LC3 PW3 BL3 MC3 ST3 FW3 QE3 NG3 GR3 VM3 PN3 EN3 NH3 SH3 NW3 WL3 BE3 NT3 MH3	
	<u>HPL - Wood Grain Laminate</u> CHP - Light Cherry CMP - Mocha Cherry QEP - Quartered Espresso Cherry MGP - Vintage Mahogany MEP - English Walnut		NWP - Natural Walnut BEP - Blonde Maple HNP - Honey Maple PWP - Quartered Maple		STP - Steel Grey Oak NGP - Natural Champagne <b>(10% upcharge)</b> NHP - Natural Steam Wash <b>(10% upcharge)</b> NTP - Natural White <b>(10% upcharge)</b>		<u>Matching Edge</u> LC2 NW2 ST2 MC2 BE2 NG2 QE2 MH2 NH2 VM2 PW2 NT2 EN2	
	<u>HPL - Solid Color Laminate</u> BLP - Black FWP - Frosty White GRP - Grey PNP - Platinum		SHP - Shadow SGP - Slate Grey WLP - Wallaby		Worksurfaces are available in Wilsonart matte texture standard pattern color laminates at standard list prices. Lead times may be extended depending on supplier's availability. See page I.		Any PVC Edge Color BL2 SH2 FW2 SG2 GR2 WL2 PN2	
V (HPL or Veneer with wood edge)	<u>HPL - Wood Grain Laminate</u> MFP - Formal Mahogany/Cherry CHP - Light Cherry CMP - Mocha Cherry QEP - Quartered Espresso Cherry MGP - Vintage Mahogany		MEP - English Walnut EWP - Executive Walnut NWP - Natural Walnut VMP - Vintage/Mahogany/Walnut		BE2 - Blonde Maple HNP - Honey Maple PWP - Quartered Maple STP - Steel Grey Oak		<u>Matching Edge</u> MFC MGW MBM MLC MEW MHM MMC MNW PWM QEC MVW MGO MVC	
	<u>Veneer - Quartered</u> MFC - Formal Mahogany/Cherry MGC - Grand Cherry MLC - Light Cherry MMC - Mocha Cherry MNC - Natural Cherry QEC - Quartered Espresso Cherry MVC - Vintage Mahogany/Cherry MGW - English Walnut		MEW - Executive Walnut MNW - Natural Walnut MSW - Sable Walnut MVW - Vintage Mahogany/Walnut MBM - Blonde Maple MHM - Honey Maple PWM - Quartered Maple MRO - Clear Oak		MSO - Espresso Oak MUO - European Oak MGO - Steel Grey Oak SVC - Silver Grey Oak <b>(10% upcharge)</b> C2Q - Linea American Walnut <b>(10% upcharge)</b> C2P - Linea Silver Birch <b>(10% upcharge)</b>		<u>Matching Edge</u> MFC MEW MSO MGC MNW MUO MLC MSW MGO MMC MVW SVC MNC MBM C2Q QEC MHM MVC PWM C2P MGW MRO	

## HOW TO ORDER

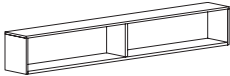
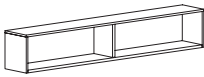
MODEL NUMBER	ENW-7230MCT			
MATERIAL TYPE	FINISH	EDGE FINISH	EDGE SHAPE	
T	LC2	LC2	EY	



# ofs

## Eleven Workspace

### TEAMING END STORAGE BOX

<i>model</i>	<i>description</i>	<i>w</i>	<i>d</i>	<i>h</i>	<i>com</i>	<i>wt</i>	<i>cu ft</i>	<i>TFL</i>	<i>Veneer</i>
End Storage Box - 30"D Teaming Table	End storage box for 30"D teaming table Use on ENW-17296DF4, and ENW-34496DF8								
									
<b>ENW-9614PSB</b>		96	14	14	3	180	14	<b>\$ 1,037</b>	<b>\$ 2,629</b>
<b>Note:</b> Inside: height 12.25", depth with trace power 9.6875", depth with an outside tackboard and no trace power 13.1875", depth with no outside tackboard and no trace power 13.6875".									
End Storage Box - 24"D Teaming Table	End storage box for 24"D teaming table Use on ENW-17284DF4, and ENW-34484DF8								
									
<b>ENW-8414PSB</b>		84	14	14	3	159	13	<b>\$ 961</b>	<b>\$ 2,366</b>
<b>Note:</b> Inside: height 12.25", depth with trace power 9.6875", depth with an outside tackboard and no trace power 13.1875", depth with no outside tackboard and no trace power 13.6875".									

#### List Pricing/Grade (Fabric Tackboard B8D - Fabric)

com	(3 yds. for ENW-9614PSB)													
1	2	3	4	5	6	7	8	9	10	11	12	13	14	15
526	590	637	717	875	1,034	1,193	1,352	1,511	1,670	1,828	1,987	2,146	2,305	2,464
com	(3 yds. for ENW-8414PSB)													
503	567	614	694	852	1,011	1,170	1,329	1,488	1,647	1,805	1,964	2,123	2,282	2,441

#### OPTIONS

MATERIAL TYPE	FINISH		BACK FINISH	TRACE POWER	OUTSIDE TACKBOARD	TACKBOARD MATERIAL
T (TFL)	<u>TFL - Wood Grain Laminate</u> LC2 - Light Cherry MC2 - Mocha Cherry QE2 - Quartered Espresso Cherry VM2 - Vintage Mahogany EN2 - English Walnut NW2 - Natural Walnut BE2 - Blonde Maple MH2 - Honey Maple PW2 - Quartered Maple ST2 - Steel Grey Oak NG2 - Natural Champagne (10% upcharge) NH2 - Natural Steam Wash (10% upcharge) NT2 - Natural White (10% upcharge)	<u>TFL Solid Color Laminate</u> BL2 - Black FW2 - Frosty White GR2 - Grey PN2 - Platinum SH2 - Shadow SG2 - Slate Grey WL2 - Wallaby	<u>Any TFL Laminate</u> LC2 BL2 MC2 FW2 QE2 GR2 VM2 PN2 EN2 SH2 NW2 SG2 BE2 WL2 MH2 PW2 ST2 NG2 NH2 NT2	X9 - No Trace Power B7X - Trace (includes 2 USB power outlets) - add \$1,904	X9 - No Tackboard B8V - Felt Tackboard - add \$424 B8D - Fabric Tackboard - Add Upcharge - See listing above under List Pricing/Grade	X9 - No Tackboard ANT - Anthracite CRT - Curry EBT - EcoBrown JNT - Jeans LBT - LightBlue LMT - Lime MKT - Mokka OWT - OffWhite ORT - Orange PKT - Pink RDT - Red SGT - StoneGrey Specify Grade/Fabric Fabric must be tested and approved for tackboard use/compatibility.
V (Veneer or Paint)	<u>Veneer - Quartered</u> MFC - Formal Mahogany/Cherry MGC - Grand Cherry MLC - Light Cherry MMC - Mocha Cherry MNC - Natural Cherry QEC - Quartered Espresso Cherry MVC - Vintage Mahogany/Cherry MGW - English Walnut MEW - Executive Walnut MNW - Natural Walnut MSW - Sable Walnut MVW - Vintage Mahogany/Walnut MBM - Blonde Maple MHM - Honey Maple PWM - Quartered Maple	MRO - Clear Oak MSO - Espresso Oak MUO - European Oak MGO - Steel Grey Oak SVC - Silver Grey Oak (10% upcharge) C2Q - Linea American Walnut (10% upcharge) C2P - Linea Silver Birch (10% upcharge) Paint BLK - Black CH1 - Charcoal FO1 - Fog MTL - Metallic	<u>Any Veneer/Paint</u> MFC MRO MGC MSO MLC MUO MMC MGO MNC SVC QEC C2Q MVC C2P MGW BLK MEW CH1 MNW FO1 MSW MTL MVW OY1 MBM RDC MHM WHT PWM			

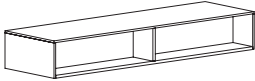
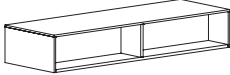
#### HOW TO ORDER

MODEL NUMBER	ENW-9614PSB				
MATERIAL TYPE	FINISH	BACK FINISH	TRACE POWER	OUTSIDE TACKBOARD	TACKBOARD MATERIAL
T	BL2	BL2	X9	X9	X9

# ofs

## Eleven Workspace

### TEAMING CENTER STORAGE BOX

<i>model</i>	<i>description</i>	<i>w</i>	<i>d</i>	<i>h</i>	<i>wt</i>	<i>cu ft</i>	<i>TFL</i>	<i>Veneer</i>
Center Storage Box - 30"D Teaming Table	Use on ENW-34496DF8							
								
ENW-9628PSB		96	28	14	330	26	\$ 1,037	\$ 2,629
<b>Note:</b> Inside: height 12.25", depth with trace power 9.6875", depth with no trace power 13.6875".								
Center Storage Box - 24"D Teaming Table	Use on ENW-34484DF8							
								
ENW-8428PSB		84	28	14	309	23	\$ 961	\$ 2,366
<b>Note:</b> Inside: height 12.25", depth with trace power 9.6875", depth with no trace power 13.6875".								

### OPTIONS

MATERIAL TYPE	FINISH	BACK FINISH	TRACE POWER
T (TFL)	<u>TFL - Wood Grain Laminate</u> LC2 - Light Cherry MC2 - Mocha Cherry QE2 - Quartered Espresso Cherry VM2 - Vintage Mahogany EN2 - English Walnut NW2 - Natural Walnut BE2 - Blonde Maple MH2 - Honey Maple PW2 - Quartered Maple ST2 - Steel Grey Oak NG2 - Natural Champagne (10% upcharge) NH2 - Natural Steam Wash (10% upcharge) NT2 - Natural White (10% upcharge)	<u>TFL Solid Color Laminate</u> BL2 - Black FW2 - Frosty White GR2 - Grey PN2 - Platinum SH2 - Shadow SG2 - Slate Grey WL2 - Wallaby	Any TFL Laminate LC2 BL2 MC2 FW2 QE2 GR2 VM2 PN2 EN2 SH2 NW2 SG2 BE2 WL2 MH2 PW2 ST2 NG2 NH2 NT2
V (Veneer or Paint)	<u>Veneer - Quartered</u> MFC - Formal Mahogany/Cherry MGC - Grand Cherry MLC - Light Cherry MMC - Mocha Cherry MNC - Natural Cherry QEC - Quartered Espresso Cherry MVC - Vintage Mahogany/Cherry MGW - English Walnut MEW - Executive Walnut MNW - Natural Walnut MSW - Sable Walnut MVW - Vintage Mahogany/Walnut MBM - Blonde Maple MHM - Honey Maple PWM - Quartered Maple	MRO - Clear Oak MSO - Espresso Oak MUO - European Oak MGO - Steel Grey Oak SVC - Silver Grey Oak (10% upcharge) C2Q - Linea American Walnut (10% upcharge) C2P - Linea Silver Birch (10% upcharge) Paint BLK - Black CH1 - Charcoal FO1 - Fog MTL - Metallic OY1 - Oyster RDC - Red WHT - White	Any Veneer/Paint MFC MRO MGC MSO MLC MUO MMC MGO MNC SVC QEC C2Q MVC C2P MGW BLK MEW CH1 MNW FO1 MSW MTL MVW OY1 MBM RDC MHM WHT PWM

### HOW TO ORDER

MODEL NUMBER	ENW-9628PSB			
MATERIAL TYPE	FINISH	BACK FINISH	TRACE POWER	
T	BL2	BL2	X9	

INTRODUCTION

BENCHING

TEAMING

TOOL RAIL

PRIVACY PANEL

STORAGE AND ADD-ONS

POWER AND ACCESSORIES



1-piece tackboard

**Note:** ENW-9614PSB requires 2 tackboards  
ENW-9628PSB requires 4 tackboards

<b>FT1228</b>	(use with ENW-9614PSB and ENW-9628PSB storage boxes)	46.5625	0.5	12.125	1.5	7	1
---------------	--	---------	-----	--------	-----	---	---

**List Pricing/Grade**  
**com (1.5 yds.)**

1	2	3	4	5	6	7	8	9	10	11	12	13	14	15
256	288	312	351	431	510	590	669	748	828	907	987	1,066	1,145	1,225

**Note:** ENW-8414PSB requires 2 tackboards  
ENW-8428PSB requires 4 tackboards

<b>FT1229</b>	(use with ENW-8414PSB and ENW-8428PSB storage boxes)	40.5625	0.5	12.125	1.5	6	1
---------------	--	---------	-----	--------	-----	---	---

**List Pricing/Grade**  
com (1.5 yds.)

1	2	3	4	5	6	7	8	9	10	11	12	13	14	15
253	285	309	348	428	507	587	666	745	825	904	984	1,063	1,142	1,222

## OPTIONS

**GRADE/FABRIC**

Specify Grade/Fabric

Fabric must be tested and approved for tackboard use/compatibility.

## HOW TO ORDER

## MODEL NUMBER

FT1228

**GRADE/FABRIC**

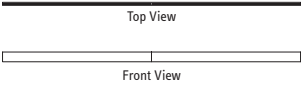
4 Hue Smoke

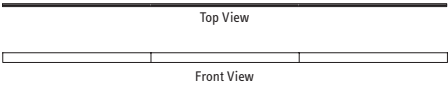
# ofs

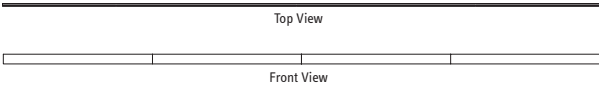
## Eleven Workspace

### TOOLRAIL KIT

For use with Full Privacy Panels with 1/4" thick privacy panel

model	description	w	d	h	wt	cu ft	list
Toolrail Kit - 2 Toolrails	Clear anodized aluminum finish						
	<b>Note:</b> Use when specifying 1/4" thick privacy panel  Single Sided Frosted Glass      Lumicor Double Sided Frosted Glass      Clear Glass Frosted Acrylic      Skyline Glass 3form						
							
<b>ENW-A144TKA2</b>	(2) 72" toolrails - use with (4) ENW-7230MCT or (4) ENW-7224MCT worksurfaces	144	1.1875	3.9375	16	1.5	<b>\$ 1,056</b>
<b>ENW-A120TKA2</b>	(2) 60" toolrails - use with (4) ENW-6030MCT or (4) ENW-6024MCT worksurfaces	120	1.1875	3.9375	14	1.5	<b>\$ 929</b>
<b>ENW-A96TKA2</b>	(2) 48" toolrails - use with (4) ENW-4830MCT or (4) ENW-4824MCT worksurfaces	96	1.1875	3.9375	12	1.5	<b>\$ 809</b>

Toolrail Kit - 3 Toolrails	Clear anodized aluminum finish						
	<b>Note:</b> Use when specifying 1/4" thick privacy panel  Single Sided Frosted Glass      Lumicor Double Sided Frosted Glass      Clear Glass Frosted Acrylic      Skyline Glass 3form						
							
<b>ENW-A216TKA3</b>	(3) 72" toolrails - use with (6) ENW-7230MCT or (6) ENW-7224MCT worksurfaces	216	1.1875	3.9375	24	1.5	<b>\$ 1,553</b>
<b>ENW-A180TKA3</b>	(3) 60" toolrails - use with (6) ENW-6030MCT or (6) ENW-6024MCT worksurfaces	180	1.1875	3.9375	21	1.5	<b>\$ 1,365</b>
<b>ENW-A144TKA3</b>	(3) 48" toolrails - use with (6) ENW-4830MCT or (6) ENW-4824MCT worksurfaces	144	1.1875	3.9375	18	1.5	<b>\$ 1,185</b>

Toolrail Kit - 4 Toolrails	Clear anodized aluminum finish						
	<b>Note:</b> Use when specifying 1/4" thick privacy panel  Single Sided Frosted Glass      Lumicor Double Sided Frosted Glass      Clear Glass Frosted Acrylic      Skyline Glass 3form						
							
<b>ENW-A288TKA4</b>	(4) 72" toolrails - use with (8) ENW-7230MCT or (8) ENW-7224MCT worksurfaces	288	1.1875	3.9375	32	1.5	<b>\$ 2,050</b>
<b>ENW-A240TKA4</b>	(4) 60" toolrails - use with (8) ENW-6030MCT or (8) ENW-6024MCT worksurfaces	240	1.1875	3.9375	28	1.5	<b>\$ 1,803</b>
<b>ENW-A192TKA4</b>	(4) 48" toolrails - use with (8) ENW-4830MCT or (8) ENW-4824MCT worksurfaces	192	1.1875	3.9375	27	1.5	<b>\$ 1,562</b>

### HOW TO ORDER

MODEL NUMBER  
ENW-A144TKA2

INTRODUCTION

BENCHING

TEAMING

TOOLRAIL

PRIVACY PANEL

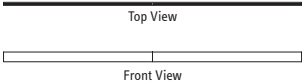
STORAGE AND ADD-ONS

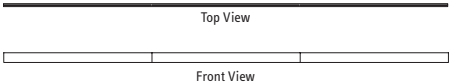
POWER AND ACCESSORIES

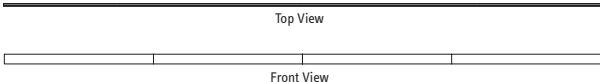
ofs  
Eleven Workspace

TOOLRAIL KIT

For use with Full Privacy Panels with 1" thick privacy panel

model	description	w	d	h	wt	cu ft	list
Toolrail Kit - 2 Toolrails	Clear anodized aluminum finish  <b>Note:</b> Use when specifying 1" thick privacy panel  TFL Veneer Dry Erase Fabric Tackboard						
							
ENW-A144TKB2	(2) 72" toolrails - use with (4) ENW-7230MCT or (4) ENW-7224MCT worksurfaces	144	1.1875	3.9375	16	1.5	\$ 933
ENW-A120TKB2	(2) 60" toolrails - use with (4) ENW-6030MCT or (4) ENW-6024MCT worksurfaces	120	1.1875	3.9375	14	1.5	\$ 827
ENW-A96TKB2	(2) 48" toolrails - use with (4) ENW-4830MCT or (4) ENW-4824MCT worksurfaces	96	1.1875	3.9375	12	1.5	\$ 727

Toolrail Kit - 3 Toolrails	Clear anodized aluminum finish  <b>Note:</b> Use when specifying 1" thick privacy panel  TFL Veneer Dry Erase Fabric Tackboard						
							
ENW-A216TKB3	(3) 72" toolrails - use with (6) ENW-7230MCT or (6) ENW-7224MCT worksurfaces	216	1.1875	3.9375	24	1.5	\$ 1,369
ENW-A180TKB3	(3) 60" toolrails - use with (6) ENW-6030MCT or (6) ENW-6024MCT worksurfaces	180	1.1875	3.9375	21	1.5	\$ 1,213
ENW-A144TKB3	(3) 48" toolrails - use with (6) ENW-4830MCT or (6) ENW-4824MCT worksurfaces	144	1.1875	3.9375	18	1.5	\$ 1,063

Toolrail Kit - 4 Toolrails	Clear anodized aluminum finish  <b>Note:</b> Use when specifying 1" thick privacy panel  TFL Veneer Dry Erase Fabric Tackboard						
							
ENW-A288TKB4	(4) 72" toolrails - use with (8) ENW-7230MCT or (8) ENW-7224MCT worksurfaces	288	1.1875	3.9375	32	1.5	\$ 1,806
ENW-A240TKB4	(4) 60" toolrails - use with (8) ENW-6030MCT or (8) ENW-6024MCT worksurfaces	240	1.1875	3.9375	28	1.5	\$ 1,601
ENW-A192TKB4	(4) 48" toolrails - use with (8) ENW-4830MCT or (8) ENW-4824MCT worksurfaces	192	1.1875	3.9375	27	1.5	\$ 1,400

HOW TO ORDER



MODEL NUMBER  
ENW-A144TKB2



# ofs



## Eleven Workspace

### TOOLRAIL KIT

For use with Above Worksurface Storage with 1/4" thick privacy panel

model	description	w	d	h	wt	cu ft	list
Toolrail Kit - 2 Toolrails	Clear anodized aluminum finish  <b>Note:</b> Use when: No privacy panel is specified 1/4" thick privacy panel is specified in middle and/or on ends  Single Sided Frosted Glass      Lumicor Double Sided Frosted Glass      Clear Glass Frosted Acrylic      Skyline Glass 3form						
	 Top View						
	 Front View						
<b>ENW-A144TKC2</b>	(2) 72" toolrails - use with (4) ENW-7230MCT or (4) ENW-7224MCT worksurfaces	144	1.1875	3.9375	16	1.5	<b>\$ 1,056</b>
<b>ENW-A120TKC2</b>	(2) 60" toolrails - use with (4) ENW-6030MCT or (4) ENW-6024MCT worksurfaces	120	1.1875	3.9375	14	1.5	<b>\$ 929</b>
<b>ENW-A96TKC2</b>	(2) 48" toolrails - use with (4) ENW-4830MCT or (4) ENW-4824MCT worksurfaces	96	1.1875	3.9375	12	1.5	<b>\$ 809</b>

Toolrail Kit - 3 Toolrails	Clear anodized aluminum finish  <b>Note:</b> Use when: No privacy panel is specified 1/4" thick privacy panel is specified in middle and/or on ends  Single Sided Frosted Glass      Lumicor Double Sided Frosted Glass      Clear Glass Frosted Acrylic      Skyline Glass 3form						
	 Top View						
	 Front View						
<b>ENW-A216TKC3</b>	(3) 72" toolrails - use with (6) ENW-7230MCT or (6) ENW-7224MCT worksurfaces	216	1.1875	3.9375	24	1.5	<b>\$ 1,553</b>
<b>ENW-A180TKC3</b>	(3) 60" toolrails - use with (6) ENW-6030MCT or (6) ENW-6024MCT worksurfaces	180	1.1875	3.9375	21	1.5	<b>\$ 1,365</b>
<b>ENW-A144TKC3</b>	(3) 48" toolrails - use with (6) ENW-4830MCT or (6) ENW-4824MCT worksurfaces	144	1.1875	3.9375	18	1.5	<b>\$ 1,185</b>

Toolrail Kit - 4 Toolrails	Clear anodized aluminum finish  <b>Note:</b> Use when specifying 1/4" thick privacy panel  Single Sided Frosted Glass      Lumicor Double Sided Frosted Glass      Clear Glass Frosted Acrylic      Skyline Glass 3form						
	 Top View						
	 Front View						
<b>ENW-A288TKC4</b>	(4) 72" toolrails - use with (8) ENW-7230MCT or (8) ENW-7224MCT worksurfaces	288	1.1875	3.9375	32	1.5	<b>\$ 2,050</b>
<b>ENW-A240TKC4</b>	(4) 60" toolrails - use with (8) ENW-6030MCT or (8) ENW-6024MCT worksurfaces	240	1.1875	3.9375	28	1.5	<b>\$ 1,803</b>
<b>ENW-A192TKC4</b>	(4) 48" toolrails - use with (8) ENW-4830MCT or (8) ENW-4824MCT worksurfaces	192	1.1875	3.9375	27	1.5	<b>\$ 1,562</b>

### HOW TO ORDER

MODEL NUMBER  
ENW-A144TKC2

INTRODUCTION

BENCHING

TEAMING

TOOLRAIL

PRIVACY PANEL

STORAGE AND ADD-ONS

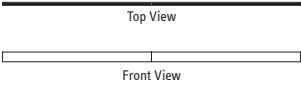
POWER AND ACCESSORIES

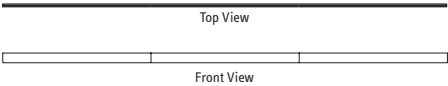
# ofs

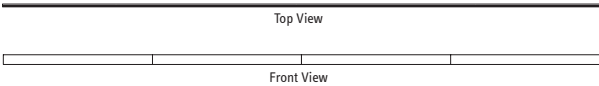
## Eleven Workspace

### TOOLRAIL KIT

For use with Above Worksurface Storage with 1" thick privacy panel

model	description	w	d	h	wt	cu ft	list
Toolrail Kit - 2 Toolrails  		Clear anodized aluminum finish  <b>Note:</b> Use when specifying 1" thick privacy panel in middle and/or on ends  TFL Veneer Dry Erase Fabric Tackboard					
ENW-A144TKD2	(2) 72" toolrails - use with (4) ENW-7230MCT or (4) ENW-7224MCT worksurfaces	144	1.1875	3.9375	16	1.5	\$ 933
ENW-A120TKD2	(2) 60" toolrails - use with (4) ENW-6030MCT or (4) ENW-6024MCT worksurfaces	120	1.1875	3.9375	14	1.5	\$ 827
ENW-A96TKD2	(2) 48" toolrails - use with (4) ENW-4830MCT or (4) ENW-4824MCT worksurfaces	96	1.1875	3.9375	12	1.5	\$ 727

Toolrail Kit - 3 Toolrails  		Clear anodized aluminum finish  <b>Note:</b> Use when specifying 1" thick privacy panel in middle and/or on ends  TFL Veneer Dry Erase Fabric Tackboard					
ENW-A216TKD3	(3) 72" toolrails - use with (6) ENW-7230MCT or (6) ENW-7224MCT worksurfaces	216	1.1875	3.9375	24	1.5	\$ 1,369
ENW-A180TKD3	(3) 60" toolrails - use with (6) ENW-6030MCT or (6) ENW-6024MCT worksurfaces	180	1.1875	3.9375	21	1.5	\$ 1,213
ENW-A144TKD3	(3) 48" toolrails - use with (6) ENW-4830MCT or (6) ENW-4824MCT worksurfaces	144	1.1875	3.9375	18	1.5	\$ 1,063

Toolrail Kit - 4 Toolrails  		Clear anodized aluminum finish  <b>Note:</b> Use when specifying 1" thick privacy panel in middle and/or on ends  TFL Veneer Dry Erase Fabric Tackboard					
ENW-A288TKD4	(4) 72" toolrails - use with (8) ENW-7230MCT or (8) ENW-7224MCT worksurfaces	288	1.1875	3.9375	32	1.5	\$ 1,806
ENW-A240TKD4	(4) 60" toolrails - use with (8) ENW-6030MCT or (8) ENW-6024MCT worksurfaces	240	1.1875	3.9375	28	1.5	\$ 1,601
ENW-A192TKD4	(4) 48" toolrails - use with (8) ENW-4830MCT or (8) ENW-4824MCT worksurfaces	192	1.1875	3.9375	27	1.5	\$ 1,400

### HOW TO ORDER


MODEL NUMBER  
ENW-A144TKD2

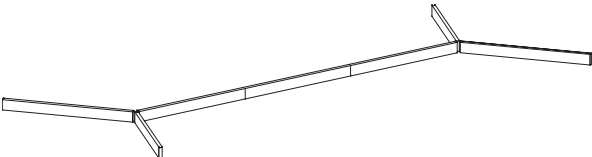
# ofs

## Eleven Workspace

### TOOLRAIL KIT

For use with Tri Cluster Table

<i>model</i>	<i>description</i>	<i>w</i>	<i>d</i>	<i>h</i>	<i>wt</i>	<i>cu ft</i>	<i>list</i>
Toolrail Kit - 3 Toolrails 		Clear anodized aluminum finish Used with 3 tri cluster worksurfaces (3) 48" toolrails					
<b>ENW-ATRI48TKA3</b>	Used with 1/4" material insert and no shared organizer	84.5	84.5	3.9375	19.5	1.5	<b>\$ 1,372</b>
<b>ENW-ATRI48TKB3</b>	Used with 1" material insert and no shared organizer	84.5	84.5	3.9375	19.5	1.5	<b>\$ 1,235</b>
<b>ENW-ATRI48TKC3</b>	Used with 1/4" material insert and shared organizer	84.5	84.5	3.9375	19.5	1.5	<b>\$ 1,372</b>
<b>ENW-ATRI48TKD3</b>	Used with 1" material insert and shared organizer	84.5	84.5	3.9375	19.5	1.5	<b>\$ 1,235</b>

Toolrail Kit - 7 Toolrails 		Clear anodized aluminum finish Used with 6 tri cluster worksurfaces (7) 48" toolrails					
<b>ENW-ATRI48TKA6</b>	Used with 1/4" material insert and no shared organizer	196.5	84.5	3.9375	45	2	<b>\$ 3,201</b>
<b>ENW-ATRI48TKB6</b>	Used with 1" material insert and no shared organizer	196.5	84.5	3.9375	45	2	<b>\$ 2,834</b>
<b>ENW-ATRI48TKC6</b>	Used with 1/4" material insert and shared organizer	196.5	84.5	3.9375	45	2	<b>\$ 3,201</b>
<b>ENW-ATRI48TKD6</b>	Used with 1" material insert and shared organizer	196.5	84.5	3.9375	45	2	<b>\$ 2,834</b>

### HOW TO ORDER

MODEL NUMBER  
ENW-ATRI48TKA3

INTRODUCTION

BENCHING

TEAMING

TOOLRAIL

PRIVACY PANEL

STORAGE AND ADD-ONS

POWER AND ACCESSORIES



<i>model</i>	<i>w</i>	<i>d</i>	<i>h</i>	<i>wt</i>	<i>cu ft</i>	<i>list</i>
Privacy Panel - TFL						
ENW-PVPT-71.63/18.81	71.625	1	18.8125	34	2.75	\$ 304
ENW-PVPT-59.63/18.81	59.625	1	18.8125	28	2.25	\$ 265
ENW-PVPT-47.63/18.81	47.625	1	18.8125	24	2	\$ 211
ENW-PVPT-41.63/18.81	41.625	1	18.8125	20	1.5	\$ 196
ENW-PVPT-35.63/18.81	35.625	1	18.8125	17	1.5	\$ 176
ENW-PVPT-29.63/18.81	29.625	1	18.8125	14	1.25	\$ 164
ENW-PVPT-23.63/18.81	23.625	1	18.8125	11	1	\$ 153
ENW-PVPT-17.63/18.81	17.625	1	18.8125	8	0.75	\$ 127
ENW-PVPT-11.63/18.81	11.625	1	18.8125	5	0.5	\$ 105
ENW-PVPT-71.63/12.81	71.625	1	12.8125	22	2	\$ 221
ENW-PVPT-59.63/12.81	59.625	1	12.8125	19	1.5	\$ 191
ENW-PVPT-47.63/12.81	47.625	1	12.8125	16	1.5	\$ 169
ENW-PVPT-41.63/12.81	41.625	1	12.8125	13	1.25	\$ 162
ENW-PVPT-35.63/12.81	35.625	1	12.8125	11	1	\$ 155
ENW-PVPT-29.63/12.81	29.625	1	12.8125	9	0.75	\$ 140
ENW-PVPT-23.63/12.81	23.625	1	12.8125	7	0.75	\$ 122
ENW-PVPT-17.63/12.81	17.625	1	12.8125	6	0.5	\$ 109
ENW-PVPT-11.63/12.81	11.625	1	12.8125	4	0.5	\$ 98

OPTIONS

FINISH	
TFL - Wood Grain Laminate	TFL Solid Color Laminate
LC2 - Light Cherry	BL2 - Black
MC2 - Mocha Cherry	FW2 - Frosty White
QE2 - Quartered Espresso Cherry	GR2 - Grey
VM2 - Vintage Mahogany	PN2 - Platinum
EN2 - English Walnut	SH2 - Shadow
NW2 - Natural Walnut	SG2 - Slate Grey
BE2 - Blonde Maple	WL2 - Wallaby
MH2 - Honey Maple	
PW2 - Quartered Maple	
ST2 - Steel Grey Oak	
NG2 - Natural Champagne (10% upcharge)	
NH2 - Natural Steam Wash (10% upcharge)	
NT2 - Natural White (10% upcharge)	

HOW TO ORDER

MODEL NUMBER	
ENW-PVPT-71.63/18.81	
FINISH	
FW2	

<i>model</i>	<i>w</i>	<i>d</i>	<i>h</i>	<i>wt</i>	<i>cu ft</i>	<i>list</i>
--------------	----------	----------	----------	-----------	--------------	-------------

Privacy Panel - Frosted Acrylic



ENW-PVPA-71.63/18.81	71.625	0.25	18.8125	15	2.75	\$ 681
ENW-PVPA-59.63/18.81	59.625	0.25	18.8125	12	2.25	\$ 575
ENW-PVPA-47.63/18.81	47.625	0.25	18.8125	11	2	\$ 464
ENW-PVPA-41.63/18.81	41.625	0.25	18.8125	9	1.5	\$ 423
ENW-PVPA-35.63/18.81	35.625	0.25	18.8125	7	1.5	\$ 377
ENW-PVPA-29.63/18.81	29.625	0.25	18.8125	6	1.25	\$ 341
ENW-PVPA-23.63/18.81	23.625	0.25	18.8125	5	1	\$ 305
ENW-PVPA-17.63/18.81	17.625	0.25	18.8125	4	0.75	\$ 240
ENW-PVPA-11.63/18.81	11.625	0.25	18.8125	2	0.5	\$ 173
ENW-PVPA-71.63/12.81	71.625	0.25	12.8125	10	2	\$ 508
ENW-PVPA-59.63/12.81	59.625	0.25	12.8125	8	1.5	\$ 428
ENW-PVPA-47.63/12.81	47.625	0.25	12.8125	7	1.5	\$ 348
ENW-PVPA-41.63/12.81	41.625	0.25	12.8125	6	1.25	\$ 329
ENW-PVPA-35.63/12.81	35.625	0.25	12.8125	5	1	\$ 309
ENW-PVPA-29.63/12.81	29.625	0.25	12.8125	4	0.75	\$ 266
ENW-PVPA-23.63/12.81	23.625	0.25	12.8125	3	0.75	\$ 222
ENW-PVPA-17.63/12.81	17.625	0.25	12.8125	2	0.5	\$ 176
ENW-PVPA-11.63/12.81	11.625	0.25	12.8125	2	0.5	\$ 122

## HOW TO ORDER

MODEL NUMBER  
ENW-PVPA-71.63/18.81

model	w	d	h	wt	cu ft	Veneer/ HPL	Paint	Dry Erase
Privacy Panel - Veneer, HPL, Paint, and Dry Erase								
ENW-PVPV-71.63/18.81	71.625	1.0625	18.8125	34	2.75	\$ 733	\$ 807	\$ 873
ENW-PVPV-59.63/18.81	59.625	1.0625	18.8125	28	2.25	\$ 629	\$ 693	\$ 801
ENW-PVPV-47.63/18.81	47.625	1.0625	18.8125	24	2	\$ 509	\$ 559	\$ 612
ENW-PVPV-41.63/18.81	41.625	1.0625	18.8125	20	1.5	\$ 465	\$ 512	\$ 540
ENW-PVPV-35.63/18.81	35.625	1.0625	18.8125	17	1.5	\$ 421	\$ 464	\$ 473
ENW-PVPV-29.63/18.81	29.625	1.0625	18.8125	14	1.25	\$ 369	\$ 406	\$ 430
ENW-PVPV-23.63/18.81	23.625	1.0625	18.8125	11	1	\$ 318	\$ 351	\$ 390
ENW-PVPV-17.63/18.81	17.625	1.0625	18.8125	8	0.75	\$ 286	\$ 315	\$ 351
ENW-PVPV-11.63/18.81	11.625	1.0625	18.8125	5	0.5	\$ 249	\$ 273	\$ 305
ENW-PVPV-71.63/12.81	71.625	1.0625	12.8125	22	2	\$ 549	\$ 603	\$ 664
ENW-PVPV-59.63/12.81	59.625	1.0625	12.8125	19	1.5	\$ 473	\$ 520	\$ 602
ENW-PVPV-47.63/12.81	47.625	1.0625	12.8125	16	1.5	\$ 404	\$ 445	\$ 473
ENW-PVPV-41.63/12.81	41.625	1.0625	12.8125	13	1.25	\$ 373	\$ 412	\$ 427
ENW-PVPV-35.63/12.81	35.625	1.0625	12.8125	11	1	\$ 342	\$ 376	\$ 423
ENW-PVPV-29.63/12.81	29.625	1.0625	12.8125	9	0.75	\$ 313	\$ 342	\$ 384
ENW-PVPV-23.63/12.81	23.625	1.0625	12.8125	7	0.75	\$ 282	\$ 310	\$ 344
ENW-PVPV-17.63/12.81	17.625	1.0625	12.8125	6	0.5	\$ 251	\$ 277	\$ 305
ENW-PVPV-11.63/12.81	11.625	1.0625	12.8125	4	0.5	\$ 221	\$ 244	\$ 272

options

FINISH			
Veneer	HPL - Wood Grain Laminate	HPL - Solid Color Laminates	
MFC - Formal Mahogany/Cherry	MFP - Formal Mahogany/Cherry	BLP - Black	
MGC - Grand Cherry	CHP - Light Cherry	FWP - Frosty White	
MLC - Light Cherry	CMP - Mocha Cherry	GRP - Grey	
MMC - Mocha Cherry	QEP - Quartered Espresso Cherry	PNP - Platinum	
MNC - Natural Cherry	MGP - Vintage Mahogany (match to VM2)	SHP - Shadow	
QEC - Quartered Espresso Cherry	MEP - English Walnut	SGP - Slate Grey	
MVC - Vintage Mahogany/Cherry	EWP - Executive Walnut	WLP - Wallaby	
MGW - English Walnut	NWP - Natural Walnut		
MEW - Executive Walnut	VMP - Vintage/Mahogany/Walnut	Wilsonart matte texture standard pattern	
MNW - Natural Walnut	BEP - Blonde Maple	color laminates are available at standard	
MSW - Sable Walnut	HNP - Honey Maple	list prices. Lead times may be extended	
MVW - Vintage Mahogany/Walnut	PWP - Quartered Maple	depending on supplier's availability.	
MBM - Blonde Maple	STP - Steel Grey Oak	See page I.	
MHM - Honey Maple	NGP - Natural Champagne (10% upcharge)	Paint	
PWM - Quartered Maple	NHP - Natural Steam Wash	BLK - Black	OY1 - Oyster
MRO - Clear Oak	(10% upcharge)	CH1 - Charcoal	RDC - Red
MSO - Espresso Oak	NTP - Natural White (10% upcharge)	F01 - Fog	WHT - White
MUO - European Oak		MTL - Metallic	
MGO - Steel Grey Oak		Dry Erase Laminates	
SVC - Silver Grey Oak (10% upcharge)		X3 - White Laminate	
C2Q - Linea American Walnut		X5 - Silver Laminate	
(10% upcharge)			
C2P - Linea Silver Birch (10% upcharge)			

how to order

MODEL NUMBER	
ENW-PVPV-71.63/18.81	
FINISH	
MFC	

<i>model</i>	<i>w</i>	<i>d</i>	<i>h</i>	<i>wt</i>	<i>cu ft</i>	<i>Clear Glass</i>	<i>Single Sided Frosted Glass</i>	<i>Double Sided Frosted Glass</i>	<i>Skyline Glass</i>
Privacy Panel - Glass									
ENW-PVPG-71.63/18.81	71.625	0.25	18.8125	34	11	\$ 416	\$ 1,041	\$ 1,455	\$ 1,801
ENW-PVPG-59.63/18.81	59.625	0.25	18.8125	28	9	\$ 358	\$ 881	\$ 1,224	\$ 1,521
ENW-PVPG-47.63/18.81	47.625	0.25	18.8125	24	7	\$ 295	\$ 712	\$ 989	\$ 1,365
ENW-PVPG-41.63/18.81	41.625	0.25	18.8125	20	6	\$ 274	\$ 700	\$ 886	\$ 1,279
ENW-PVPG-35.63/18.81	35.625	0.25	18.8125	17	6	\$ 253	\$ 467	\$ 783	\$ 1,191
ENW-PVPG-29.63/18.81	29.625	0.25	18.8125	14	5	\$ 237	\$ 495	\$ 712	\$ 1,090
ENW-PVPG-23.63/18.81	23.625	0.25	18.8125	11	4	\$ 220	\$ 415	\$ 643	\$ 989
ENW-PVPG-17.63/18.81	17.625	0.25	18.8125	9	3	\$ 187	\$ 313	\$ 565	\$ 921
ENW-PVPG-11.63/18.81	11.625	0.25	18.8125	6	2	\$ 155	\$ 214	\$ 443	\$ 730
ENW-PVPG-71.63/12.81	71.625	0.25	12.8125	23	8	\$ 329	\$ 767	\$ 1,062	\$ 1,398
ENW-PVPG-59.63/12.81	59.625	0.25	12.8125	19	6	\$ 283	\$ 648	\$ 894	\$ 1,247
ENW-PVPG-47.63/12.81	47.625	0.25	12.8125	16	6	\$ 238	\$ 529	\$ 728	\$ 1,096
ENW-PVPG-41.63/12.81	41.625	0.25	12.8125	13	5	\$ 231	\$ 477	\$ 694	\$ 1,057
ENW-PVPG-35.63/12.81	35.625	0.25	12.8125	12	4	\$ 223	\$ 423	\$ 660	\$ 1,015
ENW-PVPG-29.63/12.81	29.625	0.25	12.8125	10	3	\$ 199	\$ 356	\$ 590	\$ 929
ENW-PVPG-23.63/12.81	23.625	0.25	12.8125	8	3	\$ 175	\$ 290	\$ 520	\$ 842
ENW-PVPG-17.63/12.81	17.625	0.25	12.8125	6	2	\$ 158	\$ 216	\$ 449	\$ 752
ENW-PVPG-11.63/12.81	11.625	0.25	12.8125	4	2	\$ 143	\$ 157	\$ 365	\$ 542

## OPTIONS

FINISH	
B9Q - Clear Glass	
B2M - Frosted Glass (single sided)	
B8Y - Frosted Glass (double sided)	
Skyline Glass	
G1R - Intaglio	
G1P - Sateen	

## HOW TO ORDER

MODEL NUMBER	
ENW-PVPG-71.63/18.81	
FINISH	
B9Q	

model	w	d	h	wt	cu ft	3form	Lumicor
Privacy Panel - 3form, and Lumicor							
ENW-PVPP-71.63/18.81	71.625	0.25	18.8125	15	2.75	\$ 1,655	\$ 2,175
ENW-PVPP-59.63/18.81	59.625	0.25	18.8125	12	2.25	\$ 1,387	\$ 1,821
ENW-PVPP-47.63/18.81	47.625	0.25	18.8125	11	2	\$ 1,112	\$ 1,483
ENW-PVPP-41.63/18.81	41.625	0.25	18.8125	9	1.5	\$ 998	\$ 1,319
ENW-PVPP-35.63/18.81	35.625	0.25	18.8125	7	1.5	\$ 884	\$ 1,157
ENW-PVPP-29.63/18.81	29.625	0.25	18.8125	6	1.25	\$ 765	\$ 1,017
ENW-PVPP-23.63/18.81	23.625	0.25	18.8125	5	1	\$ 645	\$ 879
ENW-PVPP-17.63/18.81	17.625	0.25	18.8125	4	0.75	\$ 561	\$ 760
ENW-PVPP-11.63/18.81	11.625	0.25	18.8125	2	0.5	\$ 473	\$ 632
ENW-PVPP-71.63/12.81	71.625	0.25	12.8125	10	2	\$ 1,186	\$ 1,553
ENW-PVPP-59.63/12.81	59.625	0.25	12.8125	8	1.5	\$ 994	\$ 1,300
ENW-PVPP-47.63/12.81	47.625	0.25	12.8125	7	1.25	\$ 800	\$ 1,045
ENW-PVPP-41.63/12.81	41.625	0.25	12.8125	6	1.25	\$ 727	\$ 968
ENW-PVPP-35.63/12.81	35.625	0.25	12.8125	5	1	\$ 653	\$ 890
ENW-PVPP-29.63/12.81	29.625	0.25	12.8125	4	0.75	\$ 597	\$ 805
ENW-PVPP-23.63/12.81	23.625	0.25	12.8125	3	0.75	\$ 543	\$ 721
ENW-PVPP-17.63/12.81	17.625	0.25	12.8125	2	0.5	\$ 483	\$ 648
ENW-PVPP-11.63/12.81	11.625	0.25	12.8125	2	0.5	\$ 393	\$ 544

OPTIONS	
FINISH	
3form AER - Aero White DBR - Drift Brown DGR - Drift Green MIC - Micro Cirque B2U - Paper Cut	Lumicor SSP - Silver Spun YLN - Oyster Linen
HOW TO ORDER	
MODEL NUMBER ENW-PVPP-71.63/18.81	
FINISH AER	

<i>model</i>	<i>w</i>	<i>d</i>	<i>h</i>	<i>wt</i>	<i>cu ft</i>	<i>com</i>
--------------	----------	----------	----------	-----------	--------------	------------

Privacy Panel - Fabric

ENW-PVPF-71.63/18.81	71.625	1	18.8125	34	2.75	2.5
ENW-PVPF-59.63/18.81	59.625	1	18.8125	28	2.25	2
ENW-PVPF-47.63/18.81	47.625	1	18.8125	24	2	1.5
ENW-PVPF-41.63/18.81	41.625	1	18.8125	20	1.5	1.5
ENW-PVPF-35.63/18.81	35.625	1	18.8125	17	1.5	1.5
ENW-PVPF-29.63/18.81	29.625	1	18.8125	14	1.25	1
ENW-PVPF-23.63/18.81	23.625	1	18.8125	11	1	1
ENW-PVPF-17.63/18.81	17.625	1	18.8125	8	0.75	1
ENW-PVPF-11.63/18.81	11.625	1	18.8125	5	0.5	0.5
ENW-PVPF-71.63/12.81	71.625	1	12.8125	22	2	2.5
ENW-PVPF-59.63/12.81	59.625	1	12.8125	19	1.5	2
ENW-PVPF-47.63/12.81	47.625	1	12.8125	16	1.5	1.5
ENW-PVPF-41.63/12.81	41.625	1	12.8125	13	1.25	1.5
ENW-PVPF-35.63/12.81	35.625	1	12.8125	11	1	1.5
ENW-PVPF-29.63/12.81	29.625	1	12.8125	9	0.75	1
ENW-PVPF-23.63/12.81	23.625	1	12.8125	7	0.75	1
ENW-PVPF-17.63/12.81	17.625	1	12.8125	6	0.5	1
ENW-PVPF-11.63/12.81	11.625	1	12.8125	4	0.5	0.5

Privacy Panel Tackboard																
List Pricing/Grade	1	2	3	4	5	6	7	8	9	10	11	12	13	14	15	
ENW-PVPF-71.63/18.81	\$ 909	\$ 962	\$ 1,002	\$ 1,068	\$ 1,200	\$ 1,333	\$ 1,465	\$ 1,597	\$ 1,730	\$ 1,862	\$ 1,994	\$ 2,127	\$ 2,259	\$ 2,391	\$ 2,524	
ENW-PVPF-59.63/18.81	\$ 879	\$ 921	\$ 953	\$ 1,006	\$ 1,112	\$ 1,218	\$ 1,324	\$ 1,430	\$ 1,536	\$ 1,641	\$ 1,747	\$ 1,853	\$ 1,959	\$ 2,065	\$ 2,171	
ENW-PVPF-47.63/18.81	\$ 503	\$ 535	\$ 559	\$ 598	\$ 678	\$ 757	\$ 837	\$ 916	\$ 995	\$ 1,075	\$ 1,154	\$ 1,234	\$ 1,313	\$ 1,392	\$ 1,472	
ENW-PVPF-41.63/18.81	\$ 445	\$ 477	\$ 501	\$ 540	\$ 620	\$ 699	\$ 779	\$ 858	\$ 937	\$ 1,017	\$ 1,096	\$ 1,176	\$ 1,255	\$ 1,334	\$ 1,414	
ENW-PVPF-35.63/18.81	\$ 390	\$ 422	\$ 446	\$ 485	\$ 565	\$ 644	\$ 724	\$ 803	\$ 882	\$ 962	\$ 1,041	\$ 1,121	\$ 1,200	\$ 1,279	\$ 1,359	
ENW-PVPF-29.63/18.81	\$ 353	\$ 374	\$ 390	\$ 417	\$ 469	\$ 522	\$ 575	\$ 628	\$ 681	\$ 734	\$ 787	\$ 840	\$ 893	\$ 946	\$ 999	
ENW-PVPF-23.63/18.81	\$ 316	\$ 337	\$ 353	\$ 380	\$ 432	\$ 485	\$ 538	\$ 591	\$ 644	\$ 697	\$ 750	\$ 803	\$ 856	\$ 909	\$ 962	
ENW-PVPF-17.63/18.81	\$ 290	\$ 311	\$ 327	\$ 354	\$ 406	\$ 459	\$ 512	\$ 565	\$ 618	\$ 671	\$ 724	\$ 777	\$ 830	\$ 883	\$ 936	
ENW-PVPF-11.63/18.81	\$ 218	\$ 229	\$ 237	\$ 250	\$ 276	\$ 303	\$ 329	\$ 356	\$ 382	\$ 409	\$ 435	\$ 462	\$ 488	\$ 514	\$ 541	
ENW-PVPF-71.63/12.81	\$ 637	\$ 690	\$ 730	\$ 796	\$ 928	\$ 1,061	\$ 1,193	\$ 1,325	\$ 1,458	\$ 1,590	\$ 1,722	\$ 1,855	\$ 1,987	\$ 2,119	\$ 2,252	
ENW-PVPF-59.63/12.81	\$ 600	\$ 642	\$ 674	\$ 727	\$ 833	\$ 939	\$ 1,045	\$ 1,151	\$ 1,257	\$ 1,362	\$ 1,468	\$ 1,574	\$ 1,680	\$ 1,786	\$ 1,892	
ENW-PVPF-47.63/12.81	\$ 382	\$ 414	\$ 438	\$ 477	\$ 557	\$ 636	\$ 716	\$ 795	\$ 874	\$ 954	\$ 1,033	\$ 1,113	\$ 1,192	\$ 1,271	\$ 1,351	
ENW-PVPF-41.63/12.81	\$ 353	\$ 385	\$ 409	\$ 448	\$ 528	\$ 607	\$ 687	\$ 766	\$ 845	\$ 925	\$ 1,004	\$ 1,084	\$ 1,163	\$ 1,242	\$ 1,322	
ENW-PVPF-35.63/12.81	\$ 322	\$ 354	\$ 378	\$ 417	\$ 497	\$ 576	\$ 656	\$ 735	\$ 814	\$ 894	\$ 973	\$ 1,053	\$ 1,132	\$ 1,211	\$ 1,291	
ENW-PVPF-29.63/12.81	\$ 297	\$ 318	\$ 334	\$ 361	\$ 413	\$ 466	\$ 519	\$ 572	\$ 625	\$ 678	\$ 731	\$ 784	\$ 837	\$ 890	\$ 943	
ENW-PVPF-23.63/12.81	\$ 271	\$ 292	\$ 308	\$ 335	\$ 387	\$ 440	\$ 493	\$ 546	\$ 599	\$ 652	\$ 705	\$ 758	\$ 811	\$ 864	\$ 917	
ENW-PVPF-17.63/12.81	\$ 224	\$ 245	\$ 261	\$ 288	\$ 340	\$ 393	\$ 446	\$ 499	\$ 552	\$ 605	\$ 658	\$ 711	\$ 764	\$ 817	\$ 870	
ENW-PVPF-11.63/12.81	\$ 181	\$ 192	\$ 200	\$ 213	\$ 239	\$ 266	\$ 292	\$ 319	\$ 345	\$ 372	\$ 398	\$ 425	\$ 451	\$ 477	\$ 504	

## OPTIONS

### GRADE/FABRIC

Specify Grade/Fabric

Fabric must be tested and approved for tackboard use/compatibility.



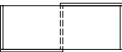

## HOW TO ORDER

### MODEL NUMBER

ENW-PVPF-71.63/18.81

### GRADE/FABRIC

4 Hue Smoke



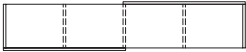

model	description	w	d	h	wt	cu ft	TFL	Veneer	Paint																																																						
Shared Storage - 72"W, 60"W, and 48"W		(1) shared organizer - 2 alternate openings each side																																																													
		<b>Note:</b> Requires 2 stanchions																																																													
Top View																																																															
																																																															
Front View																																																															
ENW-7214-4AX		72	14.5	13.875	84	12	\$ 1,036	\$ 1,554	\$ 1,650																																																						
ENW-6014-4AX		60	14.5	13.875	74	10	\$ 984	\$ 1,477	\$ 1,594																																																						
ENW-4814-4AX		48	14.5	13.875	64	8	\$ 946	\$ 1,418	\$ 1,529																																																						
Shared Storage - 36"W		(1) shared organizer - 1 opening on right each side																																																													
		<b>Note:</b> Requires 2 stanchions																																																													
Top View																																																															
																																																															
Front View																																																															
ENW-3614-2AX		36	14.5	13.875	45	6	\$ 721	\$ 1,080	\$ 1,202																																																						
<table><tr><td>Back Finish Upcharge:</td><td>TFL</td><td>Veneer</td><td>Paint</td><td>Dry Erase</td><td>Frosted Acrylic</td><td>Backed Glass</td><td>3form</td><td>Lumicor</td></tr><tr><td>ENW-7214-4AX</td><td>\$0</td><td>\$0</td><td>\$67</td><td>\$283</td><td>\$412</td><td>\$1,047</td><td>\$1,160</td><td>\$1,828</td></tr><tr><td>ENW-6014-4AX</td><td>\$0</td><td>\$0</td><td>\$54</td><td>\$235</td><td>\$379</td><td>\$ 878</td><td>\$1,135</td><td>\$1,818</td></tr><tr><td>ENW-4814-4AX</td><td>\$0</td><td>\$0</td><td>\$47</td><td>\$209</td><td>\$347</td><td>\$ 733</td><td>\$1,111</td><td>\$1,806</td></tr><tr><td>ENW-3614-2AX</td><td>\$0</td><td>\$0</td><td>\$33</td><td>\$142</td><td>\$236</td><td>\$ 555</td><td>\$ 776</td><td>\$1,091</td></tr><tr><td colspan="9"><b>Note: No upcharge for paint if organizer finish is paint.</b></td></tr></table>										Back Finish Upcharge:	TFL	Veneer	Paint	Dry Erase	Frosted Acrylic	Backed Glass	3form	Lumicor	ENW-7214-4AX	\$0	\$0	\$67	\$283	\$412	\$1,047	\$1,160	\$1,828	ENW-6014-4AX	\$0	\$0	\$54	\$235	\$379	\$ 878	\$1,135	\$1,818	ENW-4814-4AX	\$0	\$0	\$47	\$209	\$347	\$ 733	\$1,111	\$1,806	ENW-3614-2AX	\$0	\$0	\$33	\$142	\$236	\$ 555	\$ 776	\$1,091	<b>Note: No upcharge for paint if organizer finish is paint.</b>								
Back Finish Upcharge:	TFL	Veneer	Paint	Dry Erase	Frosted Acrylic	Backed Glass	3form	Lumicor																																																							
ENW-7214-4AX	\$0	\$0	\$67	\$283	\$412	\$1,047	\$1,160	\$1,828																																																							
ENW-6014-4AX	\$0	\$0	\$54	\$235	\$379	\$ 878	\$1,135	\$1,818																																																							
ENW-4814-4AX	\$0	\$0	\$47	\$209	\$347	\$ 733	\$1,111	\$1,806																																																							
ENW-3614-2AX	\$0	\$0	\$33	\$142	\$236	\$ 555	\$ 776	\$1,091																																																							
<b>Note: No upcharge for paint if organizer finish is paint.</b>																																																															

OPTIONS

MATERIAL TYPE	ORGANIZER FINISH					BACK FINISH				
T (TFL, Dry Erase, Acrylic, Glass, 3form, Lumicor)	<u>TFL - Wood Grain Laminate</u> LC2 - Light Cherry MC2 - Mocha Cherry QE2 - Quartered Espresso Cherry VM2 - Vintage Mahogany EN2 - English Walnut NW2 - Natural Walnut BE2 - Blonde Maple MH2 - Honey Maple					<u>TFL - Solid Color Laminate</u> BL2 - Black FW2 - Frosty White GR2 - Grey PN2 - Platinum SH2 - Shadow SG2 - Slate Grey WL2 - Wallaby				
	PW2 - Quartered Maple ST2 - Steel Grey Oak NG2 - Natural Champagne (10% upcharge) NH2 - Natural Steam Wash (10% upcharge) NT2 - Natural White (10% upcharge)					<u>Dry Erase Laminates</u> X3 - White Laminate X5 - Silver Laminate  *Acrylic A5Z - Frosted Acrylic  *White Backed Glass A9B - White Backed Glass D1L - White Backed Glass with Anodized Backer  *3form AER - Aero White DBR - Drift Brown DGR - Drift Green MIC - Micro Cirque B2U - Paper Cut  *Lumicor SSP - Silver Spun YLN - Oyster Linen				
	*Includes insert with a matte aluminum frame (See upcharge under back finish upcharge above)									
V (Veneer or Paint)	<u>Veneer - Quartered</u> MFC - Formal Mahogany/Cherry MGC - Grand Cherry MLC - Light Cherry MMC - Mocha Cherry MNC - Natural Cherry QEC - Quartered Espresso Cherry MVC - Vintage Mahogany/Cherry MGW - English Walnut MEW - Executive Walnut MNV - Natural Walnut MSW - Sable Walnut MWV - Vintage Mahogany/Walnut MBM - Blonde Maple MHM - Honey Maple PWM - Quartered Maple					<u>Paint</u> BLK - Black CH1 - Charcoal FO1 - Fog MTL - Metallic OY1 - Oyster RDC - Red WHT - White				
	MRO - Clear Oak MSO - Espresso Oak MUO - European Oak MGO - Steel Grey Oak SVC - Silver Grey Oak (10% upcharge) C2Q - Linea American Walnut (10% upcharge) C2P - Linea Silver Birch (10% upcharge)					<u>Veneer</u> MFC - MVW MGC - MBM MLC - MHM MMC - PWM MNC - MRO QEC - MSO MVC - MUO MGW - MGO MEW - SVC MNV - C2Q MSW - C2P  <u>Paint</u> BLK CH1 FO1 MTL OY1 RDC WHT  <u>Dry Erase Laminates</u> X3 - White Laminate X5 - Silver Laminate  *Acrylic A5Z - Frosted Acrylic  *White Backed Glass A9B - White Backed Glass D1L - White Backed Glass with Anodized Backer  *3form AER - Aero White DBR - Drift Brown DGR - Drift Green MIC - Micro Cirque B2U - Paper Cut  *Lumicor SSP - Silver Spun YLN - Oyster Linen				
	*Includes insert with a matte aluminum frame (See upcharge under back finish upcharge above)									

HOW TO ORDER

MODEL NUMBER	ENW-7214-4AX	
MATERIAL TYPE	ORGANIZER FINISH	BACK FINISH
T	LC2	LC2

model	description	w	d	h	wt	cu ft	TFL	Veneer	Paint
Shared Storage - 72"W, 60"W, and 48"W		(1) shared organizer - 2 openings on left each side							
 <p>Top View</p>  <p>Front View</p>		<b>Note:</b> Requires 2 stanchions							
ENW-7214-4CL		72	14.5	13.875	84	12	\$ 1,036	\$ 1,554	\$ 1,650
ENW-6014-4CL		60	14.5	13.875	74	10	\$ 984	\$ 1,477	\$ 1,594
ENW-4814-4CL		48	14.5	13.875	64	8	\$ 946	\$ 1,418	\$ 1,529
Shared Storage - 72"W, 60"W, and 48"W		(1) shared organizer - 2 openings on right each side							
 <p>Top View</p>  <p>Front View</p>		<b>Note:</b> Requires 2 stanchions							
ENW-7214-4CR		72	14.5	13.875	84	12	\$ 1,036	\$ 1,554	\$ 1,650
ENW-6014-4CR		60	14.5	13.875	74	10	\$ 984	\$ 1,477	\$ 1,594
ENW-4814-4CR		48	14.5	13.875	64	8	\$ 946	\$ 1,418	\$ 1,529
Back Finish Upcharge:		TFL	Veneer	Paint	Dry Erase	Frosted Acrylic	Backed Glass	3form	Lumicor
ENW-7214-4CL		\$0	\$0	\$67	\$283	\$412	\$1,047	\$1,160	\$1,828
ENW-6014-4CL		\$0	\$0	\$54	\$235	\$379	\$ 878	\$1,135	\$1,818
ENW-4814-4CL		\$0	\$0	\$47	\$209	\$347	\$ 733	\$1,111	\$1,806
ENW-7214-4CR		\$0	\$0	\$67	\$283	\$412	\$1,047	\$1,160	\$1,828
ENW-6014-4CR		\$0	\$0	\$54	\$235	\$379	\$ 878	\$1,135	\$1,818
ENW-4814-4CR		\$0	\$0	\$47	\$209	\$347	\$ 733	\$1,111	\$1,806
<b>Note: No upcharge for paint if organizer finish is paint.</b>									

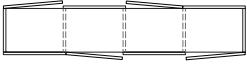

## OPTIONS

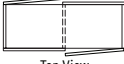

MATERIAL TYPE	ORGANIZER FINISH				BACK FINISH				
T (TFL, Dry Erase, Acrylic, Glass, 3form, Lumicor)	<p><u>TFL - Wood Grain Laminate</u></p> <p>LC2 - Light Cherry MC2 - Mocha Cherry QE2 - Quartered Espresso Cherry VM2 - Vintage Mahogany EN2 - English Walnut NW2 - Natural Walnut BE2 - Blonde Maple MH2 - Honey Maple</p> <p>PW2 - Quartered Maple ST2 - Steel Grey Oak NG2 - Natural Champagne (10% upcharge) NH2 - Natural Steam Wash (10% upcharge) NT2 - Natural White (10% upcharge)</p> <p><u>TFL - Solid Color Laminate</u></p> <p>BL2 - Black FW2 - Frosty White GR2 - Grey PN2 - Platinum SH2 - Shadow SG2 - Slate Grey WL2 - Wallaby</p>				<p><u>TFL</u></p> <p>LC2 MC2 QE2 VM2 EN2 NW2 BE2 MH2</p> <p>PW2 ST2 NG2 PN2 NH2 NT2</p> <p><u>Dry Erase Laminates</u></p> <p>X3 - White Laminate X5 - Silver Laminate</p> <p><u>*Acrylic</u></p> <p>A5Z - Frosted Acrylic</p> <p><u>*White Backed Glass</u></p> <p>A9B - White Backed Glass D1L - White Backed Glass with Anodized Backer</p> <p><u>*3form</u></p> <p>AER - Aero White DBR - Drift Brown DGR - Drift Green MIC - Micro Cirque B2U - Paper Cut</p> <p><u>*Lumicor</u></p> <p>SSP - Silver Spun YLN - Oyster Linen</p> <p>*Includes insert with a matte aluminum frame (See upcharge under back finish upcharge above)</p>				
V (Veneer or Paint)	<p><u>Veneer - Quartered</u></p> <p>MFC - Formal Mahogany/Cherry MGC - Grand Cherry MLC - Light Cherry MMC - Mocha Cherry MNC - Natural Cherry QEC - Quartered Espresso Cherry MVC - Vintage Mahogany/Cherry MGW - English Walnut MEW - Executive Walnut MNV - Natural Walnut MSW - Sable Walnut MWV - Vintage Mahogany/Walnut MBM - Blonde Maple MHM - Honey Maple PWM - Quartered Maple</p> <p>MRO - Clear Oak MSO - Espresso Oak MUO - European Oak MGO - Steel Grey Oak SVC - Silver Grey Oak C2Q - Linea American Walnut (10% upcharge) C2P - Linea Silver Birch (10% upcharge)</p> <p><u>Paint</u></p> <p>BLK - Black CH1 - Charcoal FO1 - Fog MTL - Metallic OY1 - Oyster RDC - Red WHT - White</p>				<p><u>Veneer</u></p> <p>MFC MGC MLC MMC MNC QEC MVC MGW MEW MNV MSW</p> <p>MVW MBM MHM PWM MRO MSO MUO MGO SVC C2Q C2P</p> <p><u>Paint</u></p> <p>BLK CH1 FO1 MTL OY1 RDC WHT</p> <p><u>Dry Erase Laminates</u></p> <p>X3 - White Laminate X5 - Silver Laminate</p> <p><u>*Acrylic</u></p> <p>A5Z - Frosted Acrylic</p> <p><u>*White Backed Glass</u></p> <p>A9B - White Backed Glass D1L - White Backed Glass with Anodized Backer</p> <p><u>*3form</u></p> <p>AER - Aero White DBR - Drift Brown DGR - Drift Green MIC - Micro Cirque B2U - Paper Cut</p> <p><u>*Lumicor</u></p> <p>SSP - Silver Spun YLN - Oyster Linen</p> <p>*Includes insert with a matte aluminum frame (See upcharge under back finish upcharge above)</p>				

## HOW TO ORDER

MODEL NUMBER	ENW-7214-4CL	
MATERIAL TYPE	ORGANIZER FINISH	BACK FINISH
T	LC2	LC2



model	description	w	d	h	wt	cu ft	TFL	Veneer	Paint
Shared Storage - 72"W, 60"W, and 48"W	(1) shared organizer - 2 alternate hinged doors each side  <b>Note:</b> Requires 2 stanchions								
									
									
ENW-7214-4DA		72	14.5	13.875	105	12	\$ 1,270	\$ 1,675	\$ 1,785
ENW-6014-4DA		60	14.5	13.875	92	10	\$ 1,102	\$ 1,602	\$ 1,716
ENW-4814-4DA		48	14.5	13.875	80	8	\$ 1,057	\$ 1,550	\$ 1,695

Shared Storage - 36"W	(1) shared organizer - 1 hinged door on right each side  <b>Note:</b> Requires 2 stanchions								
									
									
ENW-3614-2DA		36	14.5	13.875	55	6	\$ 780	\$ 1,141	\$ 1,264

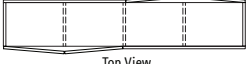

Back and Door Finish Upcharge:	TFL	Veneer	Paint	Dry Erase	Frosted Acrylic	Backed Glass	3form	Lumicor
ENW-7214-4DA	\$0	\$0	\$67	\$283	\$412	\$1,047	\$1,160	\$1,828
ENW-6014-4DA	\$0	\$0	\$54	\$235	\$379	\$ 878	\$1,135	\$1,818
ENW-4814-4DA	\$0	\$0	\$47	\$209	\$347	\$ 733	\$1,111	\$1,806
ENW-3614-2DA	\$0	\$0	\$33	\$142	\$236	\$ 555	\$ 776	\$1,091
<b>Note: No upcharge for paint if organizer finish is paint.</b>								

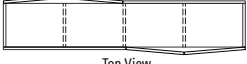

## OPTIONS

MATERIAL TYPE	ORGANIZER FINISH		BACK FINISH		DOOR FINISH		LOCK
T (TFL, Dry Erase, Acrylic, Glass, 3form, Lumicor)	<u>TFL - Wood Grain Laminate</u> LC2 - Light Cherry MC2 - Mocha Cherry QE2 - Quartered Espresso Cherry VM2 - Vintage Mahogany EN2 - English Walnut NW2 - Natural Walnut BE2 - Blonde Maple MH2 - Honey Maple PW2 - Quartered Maple ST2 - Steel Grey Oak NG2 - Natural Champagne (10% upcharge) NH2 - Natural Steam Wash (10% upcharge) NT2 - Natural White (10% upcharge)	<u>TFL Solid Color Laminate</u> BL2 - Black FW2 - Frosty White GR2 - Grey PN2 - Platinum SH2 - Shadow SG2 - Slate Grey WL2 - Wallaby	TFL LC2 BL2 MC2 FW2 QE2 GR2 VM2 PN2 EN2 SH2 NW2 SG2 BE2 WL2 MH2 PW2 ST2 NG2 NH2 NT2 <u>Dry Erase Laminates</u> X3 - White Laminate X5 - Silver Laminate <u>*Acrylic</u> A5Z- Frosted Acrylic  *Includes insert with a matte aluminum frame (See back and door finish upcharge above)	<u>*White Backed Glass</u> A9B - White Backed Glass D1L - White Backed Glass with Anodized Backer  <u>*3form</u> AER - Aero White DBR - Drift Brown DGR - Drift Green MIC - Micro Cirque B2U - Paper Cut  <u>*Lumicor</u> SSP - Silver Spun YLN - Oyster Linen	<u>TFL</u> LC2 BL2 MC2 FW2 QE2 GR2 VM2 PN2 EN2 SH2 NW2 SG2 BE2 WL2 MH2 PW2 ST2 NG2 NH2 NT2 <u>Dry Erase</u> X3 X5 <u>*Acrylic</u> A5Z  *Includes insert with a matte aluminum frame (See back and door finish upcharge above)	<u>*White Backed Glass</u> A9B D1L  <u>*3form</u> AER DBR DGR MIC B2U  <u>*Lumicor</u> SSP YLN	NL - no lock NM - locking (standard key) - For 2 locks add \$134 For 4 locks add \$268 H2X - locking (key specific) - For 2 locks add \$134 For 4 locks add \$268  (Lock core order form on page F must be included when ordering H2X option)
V (Veneer or Paint)	<u>Veneer - Quartered</u> MFC - Formal Mahogany/Cherry MGC - Grand Cherry MLC - Light Cherry MMC - Mocha Cherry MNC - Natural Cherry QEC - Quartered Espresso Cherry MVC - Vintage Mahogany/Cherry MGW - English Walnut MEW - Executive Walnut MNW - Natural Walnut MSW - Sable Walnut MVW - Vintage Mahogany/Walnut MBM - Blonde Maple MHM - Honey Maple PWM - Quartered Maple MRO - Clear Oak MSO - Espresso Oak MUO - European Oak MGO - Steel Grey Oak	SVC - Silver Grey Oak (10% upcharge) C2Q - Linea American Walnut (10% upcharge) C2P - Linea Silver Birch (10% upcharge)  <u>Paint</u> BLK - Black CH1 - Charcoal F01 - Fog MTL - Metallic OY1 - Oyster RDC - Red WHT - White	<u>Veneer</u> MFC MRO MGC MSO MLC MUO MMC MGO MNC SVC QEC C2Q MVC C2P MGW <u>Paint</u> MEW BLK MNW CH1 MSW F01 MBM MTL MHM RDC PWM WHT  <u>Dry Erase Laminates</u> X3 - White Laminate X5 - Silver Laminate <u>*Acrylic</u> A5Z- Frosted Acrylic  *Includes insert with a matte aluminum frame (See back and door finish upcharge above)	<u>*White Backed Glass</u> A9B - White Backed Glass D1L - White Backed Glass with Anodized Backer  <u>*3form</u> AER - Aero White DBR - Drift Brown DGR - Drift Green MIC - Micro Cirque B2U - Paper Cut  <u>*Lumicor</u> SSP - Silver Spun YLN - Oyster Linen	<u>Veneer</u> MFC MRO MGC MSO MLC MUO MMC MGO MNC SVC QEC C2Q MVC C2P MGW <u>Paint</u> MEW BLK MNW CH1 MSW F01 MBM MTL MHM RDC PWM WHT  <u>Dry Erase</u> X3 X5 <u>*Acrylic</u> A5Z  *Includes insert with a matte aluminum frame (See back and door finish upcharge above)	<u>*White Backed Glass</u> A9B D1L  <u>*3form</u> AER DBR DGR MIC B2U  <u>*Lumicor</u> SSP YLN	

## HOW TO ORDER

MODEL NUMBER	ENW-7214-4DA			
MATERIAL TYPE	ORGANIZER FINISH	BACK FINISH	DOOR FINISH	LOCK
T	LC2	LC2	FW2	NL

model	description	w	d	h	wt	cu ft	TFL	Veneer	Paint
Shared Storage - 72"W, 60"W, and 48"W		(1) shared organizer - 2 hinged doors on left each side							
 Top View		<b>Note:</b> Requires 2 stanchions							
 Front View									
<b>ENW-7214-4DL</b>		72	14.5	13.875	105	12	<b>\$ 1,270</b>	<b>\$ 1,675</b>	<b>\$ 1,785</b>
<b>ENW-6014-4DL</b>		60	14.5	13.875	92	10	<b>\$ 1,102</b>	<b>\$ 1,602</b>	<b>\$ 1,716</b>
<b>ENW-4814-4DL</b>		48	14.5	13.875	80	8	<b>\$ 1,057</b>	<b>\$ 1,550</b>	<b>\$ 1,695</b>

Shared Storage - 72"W, 60"W, and 48"W		(1) shared organizer - 2 hinged doors on right each side							
 Top View		<b>Note:</b> Requires 2 stanchions							
 Front View									
<b>ENW-7214-4DR</b>		72	14.5	13.875	105	12	<b>\$ 1,270</b>	<b>\$ 1,675</b>	<b>\$ 1,785</b>
<b>ENW-6014-4DR</b>		60	14.5	13.875	92	10	<b>\$ 1,102</b>	<b>\$ 1,602</b>	<b>\$ 1,716</b>
<b>ENW-4814-4DR</b>		48	14.5	13.875	80	8	<b>\$ 1,057</b>	<b>\$ 1,550</b>	<b>\$ 1,695</b>


Back and Door Finish Upcharge:	TFL	Veneer	Paint	Dry Erase	Frosted Acrylic	Backed Glass	3form	Lumicor
<b>ENW-7214-4DL/ENW-7214-4DR</b>	\$0	\$0	\$67	\$283	\$412	\$1,047	\$1,160	\$1,828
<b>ENW-6014-4DL/ENW-6014-4DR</b>	\$0	\$0	\$54	\$235	\$379	\$ 878	\$1,135	\$1,818
<b>ENW-4814-4DL/ENW-4814-4DR</b>	\$0	\$0	\$47	\$209	\$347	\$ 733	\$1,111	\$1,806
<b>Note:</b> No upcharge for paint if organizer finish is paint.								

## OPTIONS

MATERIAL TYPE	ORGANIZER FINISH		BACK FINISH		DOOR FINISH		LOCK
T (TFL, Dry Erase, Acrylic, Glass, 3form, Lumicor)	<u>TFL - Wood Grain Laminate</u> LC2 - Light Cherry MC2 - Mocha Cherry QE2 - Quartered Espresso Cherry VM2 - Vintage Mahogany EN2 - English Walnut NW2 - Natural Walnut BE2 - Blonde Maple MH2 - Honey Maple PW2 - Quartered Maple ST2 - Steel Grey Oak NG2 - Natural Champagne <b>(10% upcharge)</b> NH2 - Natural Steam Wash <b>(10% upcharge)</b> NT2 - Natural White <b>(10% upcharge)</b>	<u>TFL - Solid Color Laminate</u> BL2 - Black FW2 - Frosty White GR2 - Grey PN2 - Platinum SH2 - Shadow SG2 - Slate Grey WL2 - Wallaby	TFL LC2 BL2 MC2 FW2 QE2 GR2 VM2 PN2 EN2 SH2 NW2 SG2 BE2 WL2 MH2 PW2 ST2 NG2 NH2 NT2  <u>Dry Erase Laminates</u> X3 - White Laminate X5 - Silver Laminate  <u>*Acrylic</u> A5Z- Frosted Acrylic  *Includes insert with a matte aluminum frame (See back and door finish upcharge above)	<u>*White Backed Glass</u> A9B - White Backed Glass D1L - White Backed Glass with Anodized Backer  <u>*3form</u> AER - Aero White DBR - Drift Brown DGR - Drift Green MIC - Micro Cirque B2U - Paper Cut  <u>*Lumicor</u> SSP - Silver Spun YLN - Oyster Linen	TFL LC2 BL2 MC2 FW2 QE2 GR2 VM2 PN2 EN2 SH2 NW2 SG2 BE2 WL2 MH2 PW2 ST2 NG2 NH2 NT2  <u>Dry Erase</u> X3 X5  <u>*Acrylic</u> A5Z  *Includes insert with a matte aluminum frame (See back and door finish upcharge above)	<u>*White Backed Glass</u> A9B D1L  <u>*3form</u> AER DBR DGR MIC B2U  <u>*Lumicor</u> SSP YLN	NL - no lock NM - locking (standard key) - add \$268 H2X - locking (key specific) - add \$268  (Lock core order form on page F must be included when ordering H2X option)
V (Veneer or Paint)	<u>Veneer - Quartered</u> MFC - Formal Mahogany/Cherry MGC - Grand Cherry MLC - Light Cherry MMC - Mocha Cherry MNC - Natural Cherry QEC - Quartered Espresso Cherry MVC - Vintage Mahogany/Cherry MGW - English Walnut MEW - Executive Walnut MNW - Natural Walnut MSW - Sable Walnut MVW - Vintage Mahogany/Walnut MBM - Blonde Maple MHM - Honey Maple PWM - Quartered Maple MRO - Clear Oak MSO - Espresso Oak MUO - European Oak MGO - Steel Grey Oak	SVC - Silver Grey Oak <b>(10% upcharge)</b> C2Q - Linea American Walnut <b>(10% upcharge)</b> C2P - Linea Silver Birch <b>(10% upcharge)</b>  <u>Paint</u> BLK - Black CH1 - Charcoal FO1 - Fog MTL - Metallic OY1 - Oyster RDC - Red WHT - White	<u>Veneer</u> MFC MRO MGC MSO MLC MUO MMC MGO MNC SVC QEC C2Q MVC C2P MGW <u>Paint</u> MEW BLK MNW CH1 MSW FO1 MBM MTL MHM RDC PWM WHT  <u>Dry Erase Laminates</u> X3 - White Laminate X5 - Silver Laminate  <u>*Acrylic</u> A5Z- Frosted Acrylic  *Includes insert with a matte aluminum frame (See back and door finish upcharge above)	<u>*White Backed Glass</u> A9B - White Backed Glass D1L - White Backed Glass with Anodized Backer  <u>*3form</u> AER - Aero White DBR - Drift Brown DGR - Drift Green MIC - Micro Cirque B2U - Paper Cut  <u>*Lumicor</u> SSP - Silver Spun YLN - Oyster Linen	<u>Veneer</u> MFC MRO MGC MSO MLC MUO MMC MGO MNC SVC QEC C2Q MVC C2P MGW <u>Paint</u> MEW BLK MNW CH1 MSW FO1 MBM MTL MHM RDC PWM WHT  <u>Dry Erase</u> X3 X5  <u>*Acrylic</u> A5Z  *Includes insert with a matte aluminum frame (See back and door finish upcharge above)	<u>*White Backed Glass</u> A9B D1L  <u>*3form</u> AER DBR DGR MIC B2U  <u>*Lumicor</u> SSP YLN	



## HOW TO ORDER

MODEL NUMBER	ENW-7214-4DL			
MATERIAL TYPE	ORGANIZER FINISH	BACK FINISH	DOOR FINISH	LOCK
T	LC2	LC2	FW2	NL

<i>model</i>	<i>w</i>	<i>d</i>	<i>h</i>	<i>wt</i>	<i>cu ft</i>	<i>list</i>
<div>Stanchion Bracket</div> <div><div></div><div><b>Note:</b> Used to support shared organizer 2 per package</div></div>						
ENW-SSS	5.875	2	5.875	6	1	\$ 139

HOW TO ORDER

MODEL NUMBER  
ENW-SSS

<i>model</i>	<i>description</i>	<i>w</i>	<i>d</i>	<i>h</i>	<i>wt</i>	<i>cu ft</i>	<i>TFL</i>	<i>Veneer</i>
Mobile Pedestal 	1 box drawer 1 file drawer for letter or legal filing Casters for mobility Finished top  <b>Note:</b> No Cushion							
<b>ENW-1619MP</b>	Mobile pedestal	15.625	19.25	21.375	117	6	<b>\$ 723</b>	<b>\$ 1,106</b>
Mobile Pedestal 	1 box drawer 1 file drawer for letter or legal filing Casters for mobility Must use with cushion ENW-1619SC on page 38 Option for felt is not available on this unit							
<b>ENW-1619MPC</b>	Mobile pedestal	15.625	19.25	20.4375	115	6	<b>\$ 700</b>	<b>\$ 1,058</b>

### OPTIONS

MATERIAL TYPE	FINISH		DRAWER FINISH	TOP DRAWER	FELT (Available on ENW-1619MP only)	LOCK
T (TFL)	<u>TFL - Wood Grain Laminate</u> LC2 - Light Cherry MC2 - Mocha Cherry QE2 - Quartered Espresso Cherry VM2 - Vintage Mahogany EN2 - English Walnut NW2 - Natural Walnut BE2 - Blonde Maple MH2 - Honey Maple PW2 - Quartered Maple ST2 - Steel Grey Oak NG2 - Natural Champagne <b>(10% upcharge)</b> NH2 - Natural Steam Wash <b>(10% upcharge)</b> NT2 - Natural White <b>(10% upcharge)</b>	<u>TFL Solid Color Laminate</u> BL2 - Black FW2 - Frosty White GR2 - Grey PN2 - Platinum SH2 - Shadow SG2 - Slate Grey WL2 - Wallaby	<u>Any TFL Laminate</u> LC2 BL2 MC2 FW2 QE2 GR2 VM2 PN2 EN2 SH2 NW2 SG2 BE2 WL2 MH2 PW2 ST2 NG2 NH2 NT2	<u>Any TFL Laminate</u> LC2 BL2 MC2 FW2 QE2 GR2 VM2 PN2 EN2 SH2 NW2 SG2 BE2 WL2 MH2 PW2 ST2 NG2 NH2 NT2	X9 - No Felt ANS - Anthracite - add \$95 CRS - Curry - add \$95 EBS - EcoBrown - add \$95 JNS - Jeans - add \$95 LBS - LightBlue - add \$95 LMS - Lime - add \$95 MKS - Mokka - add \$95 OWS - OffWhite - add \$95 ORS - Orange - add \$95 PKS - Pink - add \$95 RDS - Red - add \$95 SGS - StoneGrey - add \$95	NL - no lock NM - locking (standard key) - add \$67 H2X - locking (key specific) - add \$67  (Lock core order form on page F must be included when ordering H2X option)
V (Veneer)	<u>Veneer - Quartered</u> MFC - Formal Mahogany/Cherry MGC - Grand Cherry MLC - Light Cherry MMC - Mocha Cherry MNC - Natural Cherry QEC - Quartered Espresso Cherry MVC - Vintage Mahogany/Cherry MGW - English Walnut MEW - Executive Walnut MNW - Natural Walnut MSW - Sable Walnut MWV - Vintage Mahogany/Walnut MBM - Blonde Maple	MHM - Honey Maple PWM - Quartered Maple MRO - Clear Oak MSO - Espresso Oak MUO - European Oak MGO - Steel Grey Oak SVC - Silver Grey Oak <b>(10% upcharge)</b> C2Q - Linea American Walnut <b>(10% upcharge)</b> C2P - Linea Silver Birch <b>(10% upcharge)</b>	<u>Any Veneer Finish</u> MFC MVW MGC MBM MLC MHM MMC PWM MNC MRO QEC MSO MVC MUO MGW MGO MEW SVC MNW C2Q MSW C2P	<u>Paint</u> X9 - No Contrasting Paint BLK - Black CH1 - Charcoal F01 - Fog MTL - Metallic OY1 - Oyster RDC - Red WHT - White		

### HOW TO ORDER

MODEL NUMBER ENW-1619MP					
MATERIAL TYPE	FINISH	DRAWER FINISH	TOP DRAWER	FELT	LOCK
T	QE2	FW2	FW2	X9	NL

ofs  
Eleven Workspace

MOBILE PEDESTAL CUSHION

<i>model</i>	<i>description</i>	<i>w</i>	<i>d</i>	<i>h</i>	<i>com</i>	<i>wt</i>	<i>cu ft</i>
Seat Cushion - Mobile Pedestal	Must be field installed						



ENW-1619SC	Use with mobile pedestal ENW-1619MPC	15.625	19.25	1.5	1	7	1
------------	--------------------------------------	--------	-------	-----	---	---	---

List Pricing/Grade  
com

1	2	3	4	5	6	7	8	9	10	11	12	13	14	15	L1	L2	L3
93	114	130	157	209	262	315	368	421	474	527	580	633	686	739	292	354	430

OPTIONS

GRADE/FABRIC

Specify Grade/Fabric  
See OFS Seating Price List for fabric selection.  
A sample of all COM fabrics must be submitted to OFS for preliminary approval prior to shipment of fabric. See OFS Seating Price List for COM Ordering Instructions.

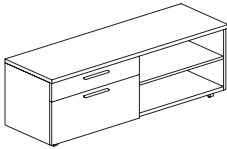
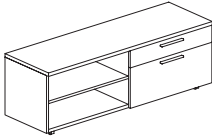
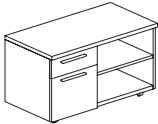
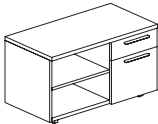
HOW TO ORDER

MODEL NUMBER

ENW-1619SC

GRADE/FABRIC

4 Hue Smoke

	<i>model</i>	<i>description</i>	<i>w</i>	<i>d</i>	<i>h</i>	<i>wt</i>	<i>cu ft</i>	<i>TFL</i>	<i>Veneer</i>
60"W and 48"W Floor Storage 		1 box drawer 1 lateral file drawer for letter or legal filing 1 adjustable shelf Finished top  <b>Note:</b> Optional cushion sold on page 40							
	<b>ENW-6019FSL</b>	Floor storage - 30" wide lateal file drawer	60	19	20.5	183	17	<b>\$ 1,970</b>	<b>\$ 4,727</b>
	<b>ENW-4819FSL</b>	Floor storage - 24" wide lateal file drawer	48	19	20.5	171	14	<b>\$ 1,771</b>	<b>\$ 4,251</b>
60"W and 48"W Floor Storage 		1 box drawer 1 lateral file drawer for letter or legal filing 1 adjustable shelf Finished top  <b>Note:</b> Optional cushion sold on page 40							
	<b>ENW-6019FSR</b>	Floor storage - 30" wide lateal file drawer	60	19	20.5	183	17	<b>\$ 1,970</b>	<b>\$ 4,727</b>
	<b>ENW-4819FSR</b>	Floor storage - 24" wide lateal file drawer	48	19	20.5	171	14	<b>\$ 1,771</b>	<b>\$ 4,251</b>
36"W Floor Storage 		1 box drawer 1 file drawer for letter or legal filing 1 adjustable shelf Finished top  <b>Note:</b> Optional cushion sold on page 40							
	<b>ENW-3619FSL</b>	Floor storage - 15.625" wide file drawer	36	19	20.5	130	11	<b>\$ 1,685</b>	<b>\$ 4,033</b>
36"W Floor Storage 		1 box drawer 1 file drawer for letter or legal filing 1 adjustable shelf Finished top  <b>Note:</b> Optional cushion sold on page 40							
	<b>ENW-3619FSR</b>	Floor storage - 15.625" wide file drawer	36	19	20.5	130	11	<b>\$ 1,685</b>	<b>\$ 4,033</b>

## OPTIONS

MATERIAL TYPE	FINISH		DRAWER FINISH	TOP DRAWER	FELT	LOCK
T (TFL)	TFL - Wood Grain Laminate LC2 - Light Cherry MC2 - Mocha Cherry QE2 - Quartered Espresso Cherry VM2 - Vintage Mahogany EN2 - English Walnut NW2 - Natural Walnut BE2 - Blonde Maple MH2 - Honey Maple PW2 - Quartered Maple ST2 - Steel Grey Oak NG2 - Natural Champagne <b>(10% upcharge)</b> NH2 - Natural Steam Wash <b>(10% upcharge)</b> NT2 - Natural White <b>(10% upcharge)</b>	TFL Solid Color Laminate BL2 - Black FW2 - Frosty White GR2 - Grey PN2 - Platinum SH2 - Shadow SG2 - Slate Grey WL2 - Wallaby	Any TFL Laminate LC2 BL2 MC2 FW2 QE2 GR2 VM2 PN2 EN2 SH2 NW2 SG2 BE2 WL2 MH2 PW2 ST2 NG2 NH2 NT2	Any TFL Laminate LC2 BL2 MC2 FW2 QE2 GR2 VM2 PN2 EN2 SH2 NW2 SG2 BE2 WL2 MH2 PW2 ST2 NG2 NH2 NT2	X9 - No Felt ANS - Anthracite CRS - Curry EBS - EcoBrown JNS - Jeans LBS - LightBlue LMS - Lime MKS - Mokka OWS - OffWhite ORS - Orange PKS - Pink RDS - Red SGS - StoneGrey For ENW-6019FSL or ENW-6019FSR - add \$377 For ENW-4819FSL or ENW-4819FSR - add \$302 For ENW-3619FSL or ENW-3619FSR - add \$267	NL - no lock NM - locking (standard key) - add \$67 H2X - locking (key specific) - add \$67  (Lock core order form on page F must be included when ordering H2X option)
V (Veneer)	Veneer - Quartered MFC - Formal Mahogany/Cherry MGC - Grand Cherry MLC - Light Cherry MMC - Mocha Cherry MNC - Natural Cherry QEC - Quartered Espresso Cherry MVC - Vintage Mahogany/Cherry MGW - English Walnut MEW - Executive Walnut MNW - Natural Walnut MSW - Sable Walnut MVW - Vintage Mahogany/Walnut MBM - Blonde Maple	MHM - Honey Maple PWM - Quartered Maple MRO - Clear Oak MSO - Espresso Oak MUO - European Oak MGO - Steel Grey Oak SVC - Silver Grey Oak <b>(10% upcharge)</b> C2Q - Linea American Walnut <b>(10% upcharge)</b> C2P - Linea Silver Birch <b>(10% upcharge)</b>	Any Veneer Finish MFC MVW MGC MBM MLC MHM MMC PWM MNC MRO QEC MSO MVC MUO MGW MGO MEW SVC MNW C2Q MSW C2P	Paint X9 - No Contrasting Paint BLK - Black CH1 - Charcoal F01 - Fog MTL - Metallic OY1 - Oyster RDC - Red WHT - White		


## HOW TO ORDER

MODEL NUMBER	ENW-6019FSL				
MATERIAL TYPE	FINISH	DRAWER FINISH	TOP DRAWER	FELT	LOCK
T	QE2	FW2	FW2	X9	NL

ofs

# Eleven Workspace

FLOOR STORAGE CUSHION

<i>model</i>		<i>description</i>	<i>w</i>	<i>d</i>	<i>h</i>	<i>com</i>	<i>wt</i>	<i>cu ft</i>
Seat Cushion - 60"W Floor Storage		Must be field installed						
								
ENW-6019SC		Use with 60" wide floor storage, position over entire unit	60	19	1.5	2	11	2

List Pricing/Grade  
com

1	2	3	4	5	6	7	8	9	10	11	12	13	14	15	L1	L2	L3
629	671	703	756	862	968	1,074	1,180	1,286	1,391	1,497	1,603	1,709	1,815	1,921	996	1,119	1,273

Seat Cushion - 60"W Floor Storage		Must be field installed															
																	
ENW-3019SC		Use with 60" wide floor storage, position over lateral file									30	19	1.5		1.25	8	1

List Pricing/Grade  
com

1	2	3	4	5	6	7	8	9	10	11	12	13	14	15	L1	L2	L3
314	340	360	393	460	526	592	658	724	791	857	923	989	1,055	1,121	555	632	728

Seat Cushion - 48"W Floor Storage		Must be field installed															
																	
ENW-4819SC		Use with 48" wide floor storage, position over entire unit									48	19	1.5		1.75	10	2

List Pricing/Grade  
com

1	2	3	4	5	6	7	8	9	10	11	12	13	14	15	L1	L2	L3
513	550	578	624	717	809	902	995	1,087	1,180	1,273	1,365	1,458	1,551	1,643	838	946	1,080

Seat Cushion - 48"W Floor Storage		Must be field installed															
																	
ENW-2419SC		Use with 48" wide floor storage, position over lateral file									24	19	1.5		1	7	1

List Pricing/Grade  
com

1	2	3	4	5	6	7	8	9	10	11	12	13	14	15	L1	L2	L3
314	335	351	378	430	483	536	589	642	695	748	801	854	907	960	513	575	651

Seat Cushion - 36"W Floor Storage		Must be field installed															
																	
ENW-3619SC		Use with 36" wide floor storage, position over entire unit									36	19	1.5		1.5	9	1

List Pricing/Grade  
com

1	2	3	4	5	6	7	8	9	10	11	12	13	14	15	L1	L2	L3
384	416	440	479	559	638	718	797	876	956	1,035	1,115	1,194	1,273	1,353	667	759	875

Seat Cushion - 36"W Floor Storage		Must be field installed															
																	
ENW-1519SC		Use with 36" wide floor storage, position over file									15.625	19	1.5		1	7	1

List Pricing/Grade  
com

1	2	3	4	5	6	7	8	9	10	11	12	13	14	15	L1	L2	L3
93	114	130	157	209	262	315	368	421	474	527	580	633	686	739	292	354	430

OPTIONS

GRADE/FABRIC

Specify Grade/Fabric

See OFS Seating Price List for fabric selection.

A sample of all COM fabrics must be submitted to OFS for preliminary approval prior to shipment of fabric. See OFS Seating Price List for COM Ordering Instructions.


HOW TO ORDER


MODEL NUMBER


ENW-6019SC

GRADE/FABRIC

4 Hue Smoke

<i>model</i>	<i>description</i>	<i>w</i>	<i>d</i>	<i>h</i>	<i>wt</i>	<i>cu ft</i>	<i>list</i>
Economy Power Kit	 <p>(2) double block systems (1) power jumper (4) toolrail baskets 3 + 1 wire configuration UL listed electrical components</p> <p><b>Note:</b> Four users, four outlets each user Requires in-feeds and (8) duplex receptacles sold on page 54.</p>						
<b>PS-168PKE4-4</b>	(1) 56" power jumper included, use with 168" table	113	2	3.5	10	1	<b>\$ 523</b>
<b>PS-144PKE4-4</b>	(1) 44" power jumper included, use with 144" table	101	2	3.5	10	1	<b>\$ 449</b>
<b>PS-120PKE4-4</b>	(1) 32" power jumper included, use with 120" table	89	2	3.5	10	1	<b>\$ 433</b>
<b>PS-96PKE4-4</b>	(1) 20" power jumper included, use with 96" table	77	2	3.5	10	1	<b>\$ 421</b>

Economy Power Kit	 <p>(3) double block systems (2) power jumpers (6) toolrail baskets 3 + 1 wire configuration UL listed electrical components</p> <p><b>Note:</b> Six users, four outlets each user Requires in-feeds and (12) duplex receptacles sold on page 54.</p>						
<b>PS-252PKE6-4</b>	(2) 56" power jumpers included, use with 252" table	197	2	3.5	15	1	<b>\$ 843</b>
<b>PS-216PKE6-4</b>	(2) 44" power jumpers included, use with 216" table	173	2	3.5	15	1	<b>\$ 731</b>
<b>PS-180PKE6-4</b>	(2) 32" power jumpers included, use with 180" table	149	2	3.5	15	1	<b>\$ 696</b>
<b>PS-144PKE6-4</b>	(2) 20" power jumpers included, use with 144" table	125	2	3.5	15	1	<b>\$ 669</b>

Economy Power Kit	 <p>(4) double block systems (3) power jumpers (8) toolrail baskets 3 + 1 wire configuration UL listed electrical components</p> <p><b>Note:</b> Eight users, four outlets each user Requires in-feeds and (16) duplex receptacles sold on page 54</p>						
<b>PS-336PKE8-4</b>	(3) 56" power jumpers included, use with 336" table	281	2	3.5	20	2	<b>\$ 1,057</b>
<b>PS-288PKE8-4</b>	(3) 44" power jumpers included, use with 288" table	245	2	3.5	20	2	<b>\$ 962</b>
<b>PS-240PKE8-4</b>	(3) 32" power jumpers included, use with 240" table	209	2	3.5	20	2	<b>\$ 929</b>
<b>PS-192PKE8-4</b>	(3) 20" power jumpers included, use with 192" table	173	2	3.5	20	2	<b>\$ 892</b>

## HOW TO ORDER

MODEL NUMBER  
PS-168PKE4-4



# ofs

## Eleven Workspace

### ECONOMY POWER KIT

INTRODUCTION

BENCHING

TEAMING

TOOL RAIL

PRIVACY PANEL

STORAGE AND ADD-ONS

POWER AND ACCESSORIES


<i>model</i>	<i>description</i>	<i>w</i>	<i>d</i>	<i>h</i>	<i>wt</i>	<i>cu ft</i>	<i>list</i>
Economy Power Kit	(4) double blocks (2) 8" power jumpers and (1) 20", 32", 44" or 56" power jumper (8) toolrail baskets 3 + 1 wire configuration UL listed electrical components  <b>Note:</b> Four users, eight outlets each user Requires in-feeds and (16) duplex receptacles sold on page 54.						
<b>PS-168PKE4-8</b>	(1) 56" power jumper included, use with 168" table	113	2	3.5	11	1	<b>\$ 864</b>
<b>PS-144PKE4-8</b>	(1) 44" power jumper included, use with 144" table	101	2	3.5	11	1	<b>\$ 780</b>
<b>PS-120PKE4-8</b>	(1) 32" power jumper included, use with 120" table	89	2	3.5	11	1	<b>\$ 762</b>
<b>PS-96PKE4-8</b>	(1) 20" power jumper included, use with 96" table	77	2	3.5	11	1	<b>\$ 749</b>


Economy Power Kit	(6) double blocks (3) 8" power jumpers and (2) 20", 32", 44" or 56" power jumper (12) toolrail baskets 3 + 1 wire configuration UL listed electrical components  <b>Note:</b> Six users, eight outlets each user Requires in-feeds and (24) duplex receptacles sold on page 54.						
<b>PS-252PKE6-8</b>	(2) 56" power jumpers included, use with 252" table	197	2	3.5	16	1	<b>\$ 1,278</b>
<b>PS-216PKE6-8</b>	(2) 44" power jumpers included, use with 216" table	173	2	3.5	16	1	<b>\$ 1,226</b>
<b>PS-180PKE6-8</b>	(2) 32" power jumpers included, use with 180" table	149	2	3.5	16	1	<b>\$ 1,191</b>
<b>PS-144PKE6-8</b>	(2) 20" power jumpers included, use with 144" table	125	2	3.5	16	1	<b>\$ 1,165</b>


Economy Power Kit	(8) double blocks (4) 8" power jumpers and (3) 20", 32", 44" or 56" power jumper (16) toolrail baskets 3 + 1 wire configuration UL listed electrical components  <b>Note:</b> Eight users, eight outlets each user Requires in-feeds and (32) duplex receptacles sold on page 54.						
<b>PS-336PKE8-8</b>	(3) 56" power jumpers included, use with 336" table	281	2	3.5	21	2	<b>\$ 1,728</b>
<b>PS-288PKE8-8</b>	(3) 44" power jumpers included, use with 288" table	245	2	3.5	21	2	<b>\$ 1,674</b>
<b>PS-240PKE8-8</b>	(3) 32" power jumpers included, use with 240" table	209	2	3.5	21	2	<b>\$ 1,621</b>
<b>PS-192PKE8-8</b>	(3) 20" power jumpers included, use with 192" table	173	2	3.5	21	2	<b>\$ 1,581</b>

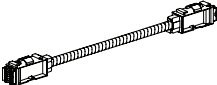
### HOW TO ORDER

MODEL NUMBER  
PS-168PKE4-8

model		description	w	d	h	wt	cu ft	list
	Economy Power Kit - Tri Cluster Table	(3) double block systems (2) 42" power jumpers (6) toolrail buckets 3 + 1 wire configuration UL listed electrical components						
		<b>Note:</b> Three users, eight outlets each user Requires in-feeds and (12) duplex receptacles sold on page 54.						
PS-TRPKE3-8	Use with tri cluster table		70	37	3.5	12	1	\$ 686

	Economy Power Kit - Tri Cluster Table	(6) double block systems (4) 42" and (1) 84" power jumpers (12) toolrail buckets 3 + 1 wire configuration UL listed electrical components						
		<b>Note:</b> Six users, eight outlets each user Requires in-feeds and (24) duplex receptacles sold on page 54.						
PS-TRPKE6-8	Use with tri cluster table		212	37	3.5	27	2	\$ 1,507

Power Block Bracket Kit		Used to attach power block to toolrail						
								
PBBKTA2			3.5	1.6875	1.375	1	1	\$ 43

Double Block System -28"		Receives four duplex receptacles (double sided) UL listed						
								
DPBS28			28	4	3	4	1	\$ 132

## HOW TO ORDER

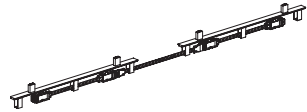
MODEL NUMBER  
PS-TRPKE3-8

# ofs

## Eleven Workspace

### BASIC POWER KIT

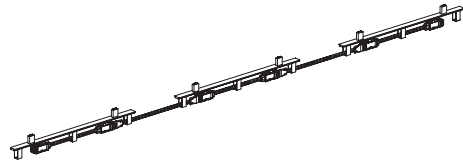
<i>model</i>	<i>description</i>	<i>w</i>	<i>d</i>	<i>h</i>	<i>wt</i>	<i>cu ft</i>	<i>list</i>
Basic Power Kit	(2) power block assemblies (1) power jumper 3 + 1 wire configuration UL listed electrical components						



**Note:** Four users, four outlets each user  
Requires in-feeds and (8) duplex receptacles  
sold on page 54.

<b>PS-168PKB4-4</b>	(1) 56" power jumper included, use with 168" table	128	2	5.5	10	1	<b>\$ 2,100</b>
<b>PS-144PKB4-4</b>	(1) 44" power jumper included, use with 144" table	116	2	5.5	10	1	<b>\$ 2,075</b>
<b>PS-120PKB4-4</b>	(1) 32" power jumper included, use with 120" table	104	2	5.5	10	1	<b>\$ 2,057</b>
<b>PS-96PKB4-4</b>	(1) 20" power jumper included, use with 96" table	92	2	5.5	10	1	<b>\$ 2,045</b>

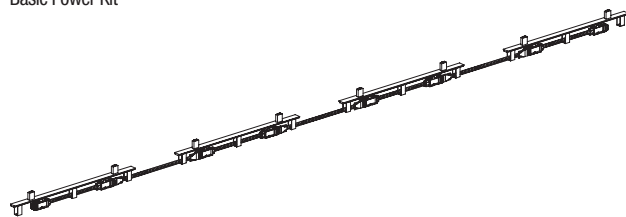
Basic Power Kit	(3) power block assemblies (2) power jumpers 3 + 1 wire configuration UL listed electrical components						
-----------------	--	--	--	--	--	--	--



**Note:** Six users, four outlets each user  
Requires in-feeds and (12) duplex receptacles  
sold on page 54.

<b>PS-252PKB6-4</b>	(2) 56" power jumpers included, use with 252" table	200	2	5.5	15	1	<b>\$ 3,229</b>
<b>PS-216PKB6-4</b>	(2) 44" power jumpers included, use with 216" table	188	2	5.5	15	1	<b>\$ 3,186</b>
<b>PS-180PKB6-4</b>	(2) 32" power jumpers included, use with 180" table	164	2	5.5	15	1	<b>\$ 3,154</b>
<b>PS-144PKB6-4</b>	(2) 20" power jumpers included, use with 144" table	140	2	5.5	15	1	<b>\$ 3,131</b>

Basic Power Kit	(4) power block assemblies (3) power jumpers 3 + 1 wire configuration UL listed electrical components						
-----------------	--	--	--	--	--	--	--



**Note:** Eight users, four outlets each user  
Requires in-feeds and (16) duplex receptacles  
sold on page 54.

<b>PS-336PKB8-4</b>	(3) 56" power jumpers included, use with 336" table	272	2	5.5	20	2	<b>\$ 4,195</b>
<b>PS-288PKB8-4</b>	(3) 44" power jumpers included, use with 288" table	260	2	5.5	20	2	<b>\$ 4,163</b>
<b>PS-240PKB8-4</b>	(3) 32" power jumpers included, use with 240" table	224	2	5.5	20	2	<b>\$ 4,132</b>
<b>PS-192PKB8-4</b>	(3) 20" power jumpers included, use with 192" table	188	2	5.5	20	2	<b>\$ 4,092</b>

### HOW TO ORDER

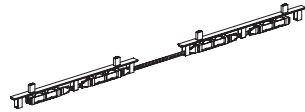
MODEL NUMBER  
PS-168PKB4-4

# ofs

## Eleven Workspace

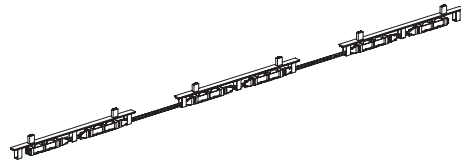
### BASIC POWER KIT

<i>model</i>	<i>description</i>	<i>w</i>	<i>d</i>	<i>h</i>	<i>wt</i>	<i>cu ft</i>	<i>list</i>
Basic Power Kit	(2) power block assemblies (1) power jumper 3 + 1 wire configuration UL listed electrical components  <b>Note:</b> Four users, eight outlets each user Requires in-feeds and (16) duplex receptacles sold on page 54.						



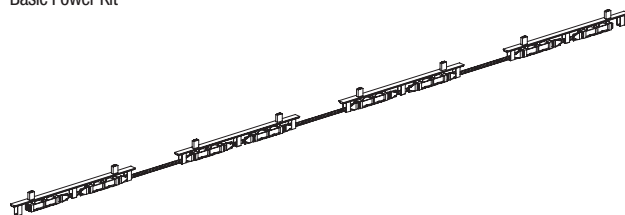
<b>PS-168PKB4-8</b>	(1) 56" power jumper included, use with 168" table	128	2	5.5	11	1	<b>\$ 2,475</b>
<b>PS-144PKB4-8</b>	(1) 44" power jumper included, use with 144" table	116	2	5.5	11	1	<b>\$ 2,448</b>
<b>PS-120PKB4-8</b>	(1) 32" power jumper included, use with 120" table	104	2	5.5	11	1	<b>\$ 2,429</b>
<b>PS-96PKB4-8</b>	(1) 20" power jumper included, use with 96" table	92	2	5.5	11	1	<b>\$ 2,419</b>

Basic Power Kit	(3) power block assemblies (2) power jumpers 3 + 1 wire configuration UL listed electrical components  <b>Note:</b> Six users, eight outlets each user Requires in-feeds and (24) duplex receptacles sold on page 54.						
-----------------	--	--	--	--	--	--	--



<b>PS-252PKB6-8</b>	(2) 56" power jumpers included, use with 252" table	200	2	5.5	16	1	<b>\$ 3,714</b>
<b>PS-216PKB6-8</b>	(2) 44" power jumpers included, use with 216" table	188	2	5.5	16	1	<b>\$ 3,684</b>
<b>PS-180PKB6-8</b>	(2) 32" power jumpers included, use with 180" table	164	2	5.5	16	1	<b>\$ 3,660</b>
<b>PS-144PKB6-8</b>	(2) 20" power jumpers included, use with 144" table	140	2	5.5	16	1	<b>\$ 3,636</b>

Basic Power Kit	(4) power block assemblies (3) power jumpers 3 + 1 wire configuration UL listed electrical components  <b>Note:</b> Eight users, eight outlets each user Requires in-feeds and (32) duplex receptacles sold on page 54.						
-----------------	--	--	--	--	--	--	--



<b>PS-336PKB8-8</b>	(3) 56" power jumpers included, use with 336" table	272	2	5.5	21	2	<b>\$ 4,913</b>
<b>PS-288PKB8-8</b>	(3) 44" power jumpers included, use with 288" table	260	2	5.5	21	2	<b>\$ 4,880</b>
<b>PS-240PKB8-8</b>	(3) 32" power jumpers included, use with 240" table	224	2	5.5	21	2	<b>\$ 4,847</b>
<b>PS-192PKB8-8</b>	(3) 20" power jumpers included, use with 192" table	188	2	5.5	21	2	<b>\$ 4,811</b>

### HOW TO ORDER

MODEL NUMBER  
PS-168PKB4-8

INTRODUCTION

BENCHING

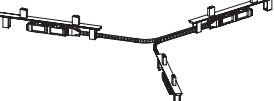
TEAMING


TOOL RAIL


PRIVACY PANEL


STORAGE AND ADD-ONS


POWER AND ACCESSORIES

<i>model</i>	<i>description</i>	<i>w</i>	<i>d</i>	<i>h</i>	<i>wt</i>	<i>cu ft</i>	<i>list</i>
Basic Power Kit - Tri Cluster Table	 <p>(3) power block assemblies (2) 36" power jumpers 3 + 1 wire configuration UL listed electrical components</p> <p><b>Note:</b> Three users, eight outlets each user Requires in-feeds and (12) duplex receptacles sold on page 54.</p>						
PS-TRPKB3-8	Use with tri cluster table	84	78	5.5	15	1	\$ 3,620

Basic Power Kit - Tri Cluster Table								<p>(6) power block assemblies (4) 36" and (1) 84" power jumpers 3 + 1 wire configuration UL listed electrical components</p> <p><b>Note:</b> Six users, eight outlets each user Requires in-feeds and (24) duplex receptacles sold on page 54.</p>	
PS-TRPKB6-8	Use with tri cluster table	240	78	5.5	35	2			\$ 7,257

Power Block Assembly (Basic Power Kit)		<b>Note:</b> Four outlets each user					
							
<b>PBB-4</b>		44	2.25	6	6	1	<b>\$ 916</b>

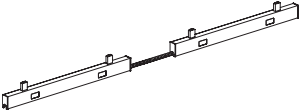
Power Block Assembly (Basic Power Kit)		<b>Note:</b> Eight outlets each user					
							
<b>PBB-8</b>		44	2.25	6	7	1	<b>\$ 1,090</b>

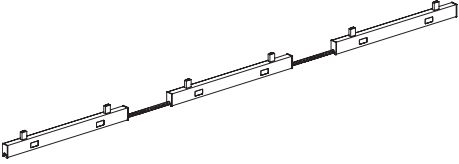
Power Block Assembly (Basic Power Kit)		<b>Note:</b> Four outlets each user Use with toolrails less than 48"W						
		PBSB-4	28	2.25	6	5	1	\$ 1,064

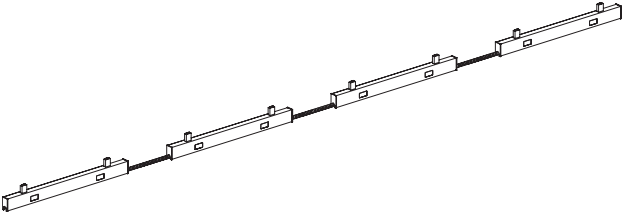
---

**HOW TO ORDER**

**MODEL NUMBER**  
PS-TRPKB3-8

<i>model</i>	<i>description</i>	<i>w</i>	<i>d</i>	<i>h</i>	<i>wt</i>	<i>cu ft</i>	<i>list</i>
Premium Power Kit	(2) power block assemblies with face plates and end caps (1) power jumper 3 + 1 wire configuration UL listed electrical components  <b>Note:</b> Four users, four outlets each user Requires in-feeds and (8) duplex receptacles sold on page 54.						
							
<b>PS-168PKA4-4</b>	(1) 56" power jumper included, use with 168" table	128	2	5.5	10	1	<b>\$ 2,709</b>
<b>PS-144PKA4-4</b>	(1) 44" power jumper included, use with 144" table	116	2	5.5	10	1	<b>\$ 2,684</b>
<b>PS-120PKA4-4</b>	(1) 32" power jumper included, use with 120" table	104	2	5.5	10	1	<b>\$ 2,668</b>
<b>PS-96PKA4-4</b>	(1) 20" power jumper included, use with 96" table	92	2	5.5	10	1	<b>\$ 2,655</b>

Premium Power Kit	(3) power block assemblies with face plates and end caps (2) power jumpers 3 + 1 wire configuration UL listed electrical components  <b>Note:</b> Six users, four outlets each user Requires in-feeds and (12) duplex receptacles sold on page 54.						
							
<b>PS-252PKA6-4</b>	(2) 56" power jumpers included, use with 252" table	200	2	5.5	15	1	<b>\$ 4,058</b>
<b>PS-216PKA6-4</b>	(2) 44" power jumpers included, use with 216" table	188	2	5.5	15	1	<b>\$ 4,027</b>
<b>PS-180PKA6-4</b>	(2) 32" power jumpers included, use with 180" table	164	2	5.5	15	1	<b>\$ 4,001</b>
<b>PS-144PKA6-4</b>	(2) 20" power jumpers included, use with 144" table	140	2	5.5	15	1	<b>\$ 3,977</b>

Premium Power Kit	(4) power block assemblies with face plates and end caps (3) power jumpers 3 + 1 wire configuration UL listed electrical components  <b>Note:</b> Eight users, four outlets each user Requires in-feeds and (16) duplex receptacles sold on page 54.						
							
<b>PS-336PKA8-4</b>	(3) 56" power jumpers included, use with 336" table	272	2	5.5	20	2	<b>\$ 5,390</b>
<b>PS-288PKA8-4</b>	(3) 44" power jumpers included, use with 288" table	260	2	5.5	20	2	<b>\$ 5,343</b>
<b>PS-240PKA8-4</b>	(3) 32" power jumpers included, use with 240" table	224	2	5.5	20	2	<b>\$ 5,306</b>
<b>PS-192PKA8-4</b>	(3) 20" power jumpers included, use with 192" table	188	2	5.5	20	2	<b>\$ 5,265</b>

## HOW TO ORDER

MODEL NUMBER  
PS-168PKA4-4

# ofs

## Eleven Workspace

### PREMIUM POWER KIT

INTRODUCTION

BENCHING

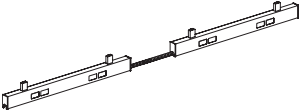
TEAMING

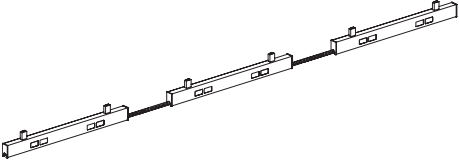
TOOLRAIL

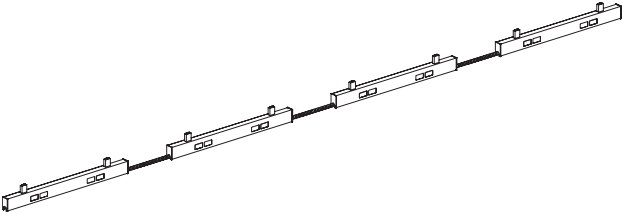
PRIVACY PANEL

STORAGE AND ADD-ONS

POWER AND ACCESSORIES

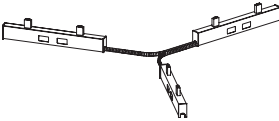
<i>model</i>	<i>description</i>	<i>w</i>	<i>d</i>	<i>h</i>	<i>wt</i>	<i>cu ft</i>	<i>list</i>
Premium Power Kit	(2) power block assemblies with face plates and end caps (1) power jumper 3 + 1 wire configuration UL listed electrical components						
	<b>Note:</b> Four users, eight outlets each user Requires in-feeds and (16) duplex receptacles sold on page 54.						
<b>PS-168PKA4-8</b>	(1) 56" power jumper included, use with 168" table	128	2	5.5	11	1	<b>\$ 3,188</b>
<b>PS-144PKA4-8</b>	(1) 44" power jumper included, use with 144" table	116	2	5.5	11	1	<b>\$ 3,171</b>
<b>PS-120PKA4-8</b>	(1) 32" power jumper included, use with 120" table	104	2	5.5	11	1	<b>\$ 3,159</b>
<b>PS-96PKA4-8</b>	(1) 20" power jumper included, use with 96" table	92	2	5.5	11	1	<b>\$ 3,149</b>

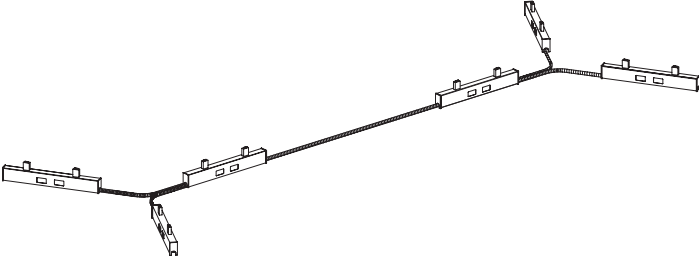
Premium Power Kit	(3) power block assemblies with face plates and end caps (2) power jumpers 3 + 1 wire configuration UL listed electrical components						
	<b>Note:</b> Six users, eight outlets each user Requires in-feeds and (24) duplex receptacles sold on page 54.						
<b>PS-252PKA6-8</b>	(2) 56" power jumpers included, use with 252" table	200	2	5.5	16	1	<b>\$ 4,714</b>
<b>PS-216PKA6-8</b>	(2) 44" power jumpers included, use with 216" table	188	2	5.5	16	1	<b>\$ 4,702</b>
<b>PS-180PKA6-8</b>	(2) 32" power jumpers included, use with 180" table	164	2	5.5	16	1	<b>\$ 4,679</b>
<b>PS-144PKA6-8</b>	(2) 20" power jumpers included, use with 144" table	140	2	5.5	16	1	<b>\$ 4,649</b>

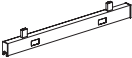
Premium Power Kit	(4) power block assemblies with face plates and end caps (3) power jumpers 3 + 1 wire configuration UL listed electrical components						
	<b>Note:</b> Eight users, eight outlets each user Requires in-feeds and (32) duplex receptacles sold on page 54.						
<b>PS-336PKA8-8</b>	(3) 56" power jumpers included, use with 336" table	272	2	5.5	21	2	<b>\$ 6,249</b>
<b>PS-288PKA8-8</b>	(3) 44" power jumpers included, use with 288" table	260	2	5.5	21	2	<b>\$ 6,215</b>
<b>PS-240PKA8-8</b>	(3) 32" power jumpers included, use with 240" table	224	2	5.5	21	2	<b>\$ 6,188</b>
<b>PS-192PKA8-8</b>	(3) 20" power jumpers included, use with 192" table	188	2	5.5	21	2	<b>\$ 6,146</b>

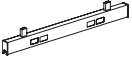
### HOW TO ORDER


MODEL NUMBER  
PS-168PKA4-8

model		description	w	d	h	wt	cu ft	list
Premium Power Kit - Tri Cluster Table		(3) power block assemblies with face plates and end caps (2) 36" power jumpers 3 + 1 wire configuration UL listed electrical components  <b>Note:</b> Three users, eight outlets each user Requires in-feeds and (12) duplex receptacles sold on page 54.						
PS-TRPKA3-8	Use with tri cluster table		84	78	5.5	15	1	\$ 5,352

Premium Power Kit - Tri Cluster Table		(6) power block assemblies with face plates and end caps (4) 36" and (1) 84" power jumpers 3 + 1 wire configuration UL listed electrical components  <b>Note:</b> Six users, eight outlets each user Requires in-feeds and (24) duplex receptacles sold on page 54.						
PS-TRPKA6-8	Use with tri cluster table		240	78	5.5	35	2	\$ 10,640

Power Block Assembly (Premium Power Kit)		Power block assembly with face plates and end caps  <b>Note:</b> Four outlets each user						
PBA-4			44	2.25	6	7	1	\$ 1,199

Power Block Assembly (Premium Power Kit)		Power block assembly with face plates and end caps  <b>Note:</b> Eight outlets each user						
PBA-8			44	2.25	6	8	1	\$ 1,406

Power Block Assembly (Premium Power Kit)		Power block assembly with face plates and end caps  <b>Note:</b> Four outlets each user Use with toolrails less than 48"W						
PBSA-4			28	2.25	6	6	1	\$ 1,677

## HOW TO ORDER

MODEL NUMBER  
PS-TRPKA3-8



# ofs

## Eleven Workspace

CHICAGO CODE POWER HOUSING

INTRODUCTION

BENCHING

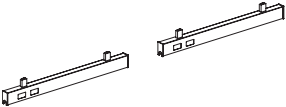
TEAMING

TOOLRAIL

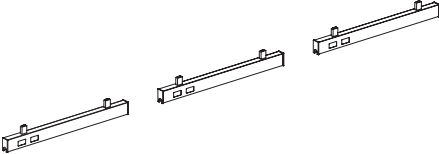
PRIVACY PANEL

STORAGE AND ADD-ONS

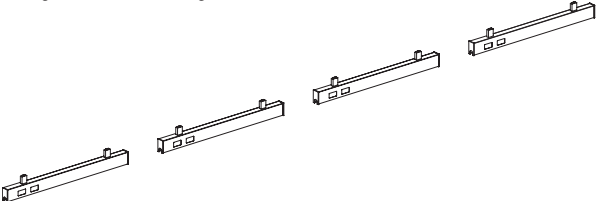
POWER AND ACCESSORIES

<i>model</i>	<i>description</i>	<i>w</i>	<i>d</i>	<i>h</i>	<i>wt</i>	<i>cu ft</i>	<i>list</i>
Chicago Code Power Housing	(2) power block assemblies with outlet boxes and face plates						
							
<b>Note:</b> Four users, four outlets each user Does not include electrical components							

PS-PKC4-4	92-128	2	5.5	8	1	\$ 2,606
-----------	--------	---	-----	---	---	----------

Chicago Code Power Housing	(3) power block assemblies with outlet boxes and face plates						
							
<b>Note:</b> Six users, four outlets each user Does not include electrical components							

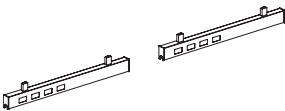
PS-PKC6-4	140-212	2	5.5	13	1	\$ 3,812
-----------	---------	---	-----	----	---	----------

Chicago Code Power Housing	(4) power block assemblies with outlet boxes and face plates						
							
<b>Note:</b> Eight users, four outlets each user Does not include electrical components							

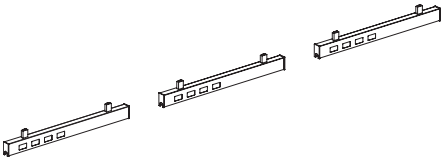
PS-PKC8-4	188-296	2	5.5	18	2	\$ 5,020
-----------	---------	---	-----	----	---	----------

### HOW TO ORDER

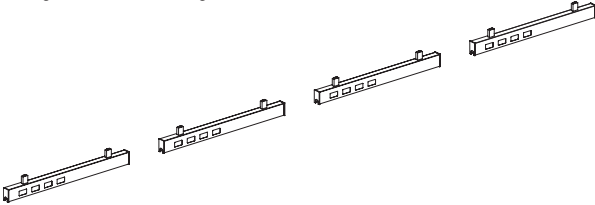
MODEL NUMBER  
PS-PKC4-4

model	description	w	d	h	wt	cu ft	list
Chicago Code Power Housing	(2) power block assemblies with outlet boxes and face plates						
	<b>Note:</b> Four users, eight outlets each user Does not include electrical components						

PS-PKC4-8	92-128	2	5.5	9	1	\$ 3,050
-----------	--------	---	-----	---	---	----------

Chicago Code Power Housing	(3) power block assemblies with outlet boxes and face plates						
	<b>Note:</b> Six users, eight outlets each user Does not include electrical components						

PS-PKC6-8	140-212	2	5.5	14	1	\$ 4,477
-----------	---------	---	-----	----	---	----------

Chicago Code Power Housing	(4) power block assemblies with outlet boxes and face plates						
	<b>Note:</b> Eight users, eight outlets each user Does not include electrical components						

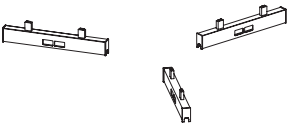
PS-PKC8-8	188-296	2	5.5	19	2	\$ 5,905
-----------	---------	---	-----	----	---	----------

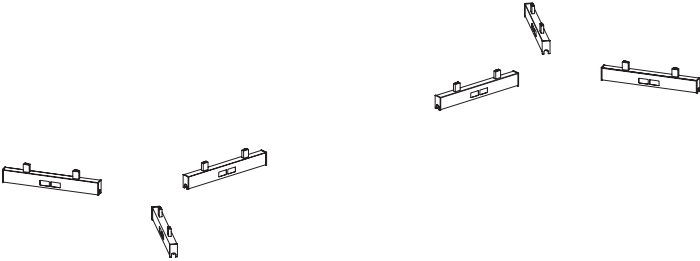
HOW TO ORDER

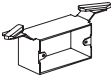
MODEL NUMBER  
PS-PKC4-8

ofs  
Eleven Workspace

TRI CHICAGO CODE POWER HOUSING

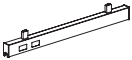
model	description	w	d	h	wt	cu ft	list
Chicago Code Power Housing - Tri Cluster Table		(3) power block assemblies with outlet boxes and face plates					
		<b>Note:</b> Three users, eight outlets each user Does not include electrical components					
PS-TRPKC3-8	Use with tri cluster table	84	78	5.5	13	1	\$ 4,488

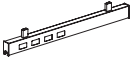
Chicago Code Power Housing - Tri Cluster Table		(6) power block assemblies with outlet boxes and face plates					
		<b>Note:</b> Six users, eight outlets each user Does not include electrical components					
PS-TRPKC6-8	Use with tri cluster table	240	78	5.5	29	2	\$ 8,948


Chicago Code Single J-Box		Includes T-nuts and bolts to install on toolrail					
							
PS-JBC1		7.125	2	2.5	0.5	0.1	\$ 54

HOW TO ORDER

MODEL NUMBER  
PS-TRPKC3-8

<i>model</i>	<i>description</i>	<i>w</i>	<i>d</i>	<i>h</i>	<i>wt</i>	<i>cu ft</i>	<i>list</i>
Power Block Assembly (Chicago Code Power Housing)	Power block assembly with outlet boxes and face plates						
	<b>Note:</b> Four outlets each user						
<b>PBC-4</b>		44	2.25	6	5	1	\$ 1,195

Power Block Assembly (Chicago Code Power Housing)	Power block assembly with outlet boxes and face plates						
	<b>Note:</b> Eight outlets each user						
<b>PBC-8</b>		44	2.25	6	6	1	\$ 1,408

Power Block Assembly (Chicago Code Power Housing)	Power block assembly with outlet boxes and face plates						
	<b>Note:</b> Four outlets each user Use with toolrails less than 48"W						
<b>PBSC-4</b>		28	2.25	6	4	1	\$ 1,195

## HOW TO ORDER

MODEL NUMBER  
PBC-4

# ofs

## Eleven Workspace

POWER AND DATA

INTRODUCTION

BENCHING


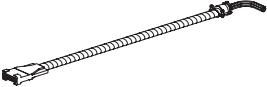
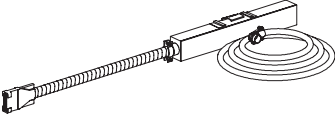
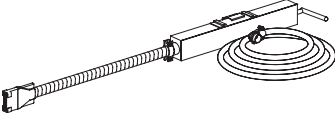


TEAMING

TOOLRAIL

PRIVACY PANEL

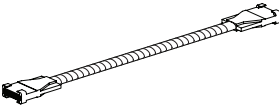
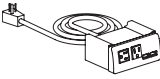
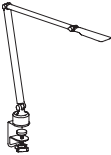
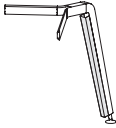
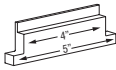
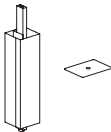
STORAGE AND ADD-ONS

POWER AND ACCESSORIES

	<i>model</i>	<i>description</i>	<i>w</i>	<i>d</i>	<i>h</i>	<i>wt</i>	<i>cu ft</i>	<i>list</i>
Power In-Feed 		Liquid tight conduit 10' cord Hardwire UL listed						
	PWF3L120		10'	2	1	14	1	\$ 238
Power In-Feed 		Metal conduit 10' cord Hardwire UL listed						
	PWF3M120		10'	2	1	14	1	\$ 188
Power In-Feed 		Metal conduit 6' cord Hardwire Complies with New York City code UL listed						
	PWF3NYC		6'	2	1.5	17	1	\$ 230
Power In-Feed 		Metal conduit 10' cord Hardwire Complies with ASHRAE Title 24 requirements UL listed						
	PWF4M120C		10'	2	1	17	1	\$ 1,886
Sensor 		Circuitrac sensor for use with PWF4M120C						
	SEN1		3	3	3	3	0.5	\$ 567
Duplex Receptacles 		20 amp circuit UL listed						
	DPX8W1	Circuit I	3.5	1.75	.875	1	0.1	\$ 26
	DPX8W2	Circuit II	3.5	1.75	.875	1	0.1	\$ 26
	DPX8W3	Circuit III	3.5	1.75	.875	1	0.1	\$ 26
	DPX8W4	Circuit IV (isolated and dedicated)	3.5	1.75	.875	1	0.1	\$ 26

### HOW TO ORDER

MODEL NUMBER  
MCJ8W84M

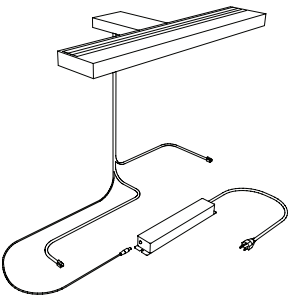
	<i>model</i>	<i>description</i>	<i>w</i>	<i>d</i>	<i>h</i>	<i>wt</i>	<i>cu ft</i>	<i>list</i>
Power Jumper		Multi circuit jumper for 8 wire metal conduit UL listed						
	<b>MCJ8W84M</b>	84" multi circuit jumper for 8 wire metal conduit	84	2	1	15	1	<b>\$ 169</b>
	<b>MCJ8W56M</b>	56" multi circuit jumper for 8 wire metal conduit	56	2	1	12	1	<b>\$ 125</b>
	<b>MCJ8W44M</b>	44" multi circuit jumper for 8 wire metal conduit	44	2	1	10	1	<b>\$ 115</b>
	<b>MCJ8W36M</b>	36" multi circuit jumper for 8 wire metal conduit	36	2	1	9	1	<b>\$ 103</b>
	<b>MCJ8W32M</b>	32" multi circuit jumper for 8 wire metal conduit	32	2	1	8	1	<b>\$ 97</b>
	<b>MCJ8W20M</b>	20" multi circuit jumper for 8 wire metal conduit	20	2	1	5	1	<b>\$ 84</b>
	<b>MCJ8W8M</b>	8" multi circuit jumper for 8 wire metal conduit	8	2	1	2	1	<b>\$ 77</b>
Power Supply		Mounts below worksurface Mounting bracket included (2) 12 amp power outlets (front) (1) power outlet (back) (2) 2.1 amp USB charging ports 10' power cord UL listed						
	<b>PS-55</b>	Black	5.4375	3.375	2.125	1	0.5	<b>\$ 176</b>
Task Light		Energy efficient LED 3500K bulbs Silver frame 6' power cord On/off touch switch with continuous dimming Clamps to rim of worksurface - cannot be used on units with back panel UL listed						
	<b>TL-20</b>		7.7	6	15	2	1	<b>\$ 520</b>
Leg Wire Manager		Anodized aluminum						
	<b>EN-LWM1</b>		22	2	2	4	1	<b>\$ 142</b>
Space Tool Kit		<b>Note:</b> Required for installation Must be included in every order						
	<b>TOOL-4</b>	(Set of 6)	5	1.5	0.5	1	1	<b>\$ 43</b>
Column Wire Manager		For heavy duty cabling Includes hardware that attaches to the toolrail or underside of worksurface Luster grey finish						
	<b>VCWM5</b>		5.125	3.375	28	4	1	<b>\$ 377</b>

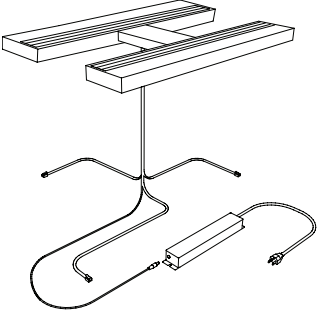
## HOW TO ORDER


MODEL NUMBER  
MCJ8W84M

MODEL NUMBER  
VCWM5

FINISH (Available on VCWM5 only)  
MSL (Luster Grey)

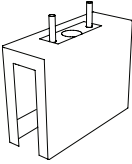
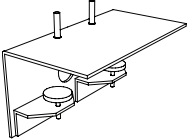
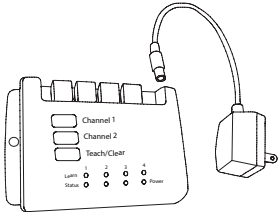

	<i>model</i>	<i>description</i>	<i>w</i>	<i>d</i>	<i>h</i>	<i>wt</i>	<i>cu ft</i>	<i>list</i>
	<b>Tambient Single Sided Light</b> Single luminaire assembly with arm Arm attaches to support stanchion (order stanchion separately) Task light: (42) 3500K mid-power LEDs Uplight: (84) 3500K mid-power LEDs (2) ON/OFF pushbuttons with push-and-hold dimming Mode switch for open office and private office control 6' RJ11 cable for remote switching and dimming of uplight 6' RJ11 sensor cable for accessory motion sensor 6' LV power cable (plugs into power supply enclosure) HPF power supply and enclosure with 6' power cord 60 watts (at full output) Platinum finish							
	<b>Note:</b> Order stanchion, stanchion base and optional TAM-MS motion sensor separately.							
	<b>TAM-SSC</b>	Single sided center arm (shown)	24.375	10.75	1.25	3	1	<b>\$ 2,954</b>
	<b>TAM-SSL</b>	Single sided left offset arm	24.375	10.75	1.25	3	1	<b>\$ 2,954</b>
	<b>TAM-SSR</b>	Single sided right offset arm	24.375	10.75	1.25	3	1	<b>\$ 2,954</b>

	<b>Tambient Dual Sided Light</b> Back-to-back luminaire assembly with arm Arm attaches to support stanchion (order stanchion separately) Task light: (42) 3500K mid-power LEDs Uplight: (84) 3500K mid-power LEDs (4) ON/OFF pushbuttons with push-and-hold dimming Mode switch for open office and private office control 6' RJ11 cable for remote switching and dimming of uplight (2) 6' RJ11 sensor cable for accessory motion sensors HPF power supply and enclosure with 6' power cord 80 watts (at full output) Platinum finish							
	<b>Note:</b> Order stanchion, stanchion base and optional TAM-MS motion sensor separately.							
	<b>TAM-DSC</b>	Dual sided center arm (shown)	24.375	20.5	1.125	6	2	<b>\$ 4,566</b>
	<b>TAM-DSO</b>	Dual sided offset arm	24.375	20.5	1.125	6	2	<b>\$ 4,566</b>

	<b>Tambient Mounting Stanchion</b> Mounting stanchion for tambient bench light Includes: (2) mounting screws for luminaire attachment Luminaire and mounting base not included Platinum finish							
	<b>Note:</b> Order luminaire and stanchion mounting base separately.							
	<b>TAM-MS27</b>	Use with TAM-ECM for desk edge mounting	3	1	26.625	5	0.7	<b>\$ 122</b>
	<b>TAM-MS24</b>	Use with TAM-TRMB for benching toolrail	3	1	23.5	4	0.6	<b>\$ 107</b>
	<b>TAM-MS22</b>	Use with TAM-PCM for 33" high wall panels	3	1	21.75	4	0.5	<b>\$ 101</b>
	<b>TAM-MS13</b>	Use with TAM-PCM for 42" high wall panels	3	1	12.75	3	0.4	<b>\$ 81</b>
	<b>TAM-MS7</b>	Use with TAM-PCM for 48" high wall panels	3	1	6.75	2	0.2	<b>\$ 69</b>

## HOW TO ORDER

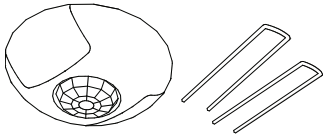
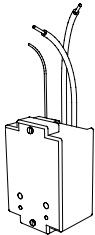
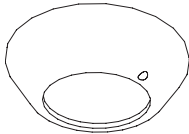
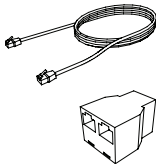
MODEL NUMBER  
TAM-SSC

	model	description	w	d	h	wt	cu ft	list
<p>Tambient Mounting Base</p> 	TAM-TRMB	Base for tambient mounting stanchion Includes: toolrail mounting hardware or concealed panel clamp hardware (2) mounting screws for stanchion attachment Luminaire and mounting stanchion not included Platinum finish	6	2.875	3.5	2	0.2	\$ 458
	TAM-PCM	1" thick panel clamp mount	6	2.875	3.5	2	0.2	\$ 458
<p>Tambient Edge Clamp Mount</p> 	TAM-ECM	Clamp mount base for tambient mounting stanchion Includes: (2) mounting screws for stanchion attachment Luminaire and mounting stanchion not included Platinum finish	7.6875	4	4.1875	3	0.2	\$ 271
<p>Wireless Control Hub</p> 	TAM-WCH	Plug-and-play control hub for wireless remote lighting control RJ11 SW/DIM port for uplight ON/OFF and dimming control Connect up to 12 tambient LED lights (see note below) Link up to 29 wireless switches and sensors via pushbuttons Detachable 6' power cord with integral 6W 120/24V power supply Mounting hardware not included				1	0.1	\$ 927
<p>Self-Powered Wireless Switch</p> 	TAM-WS	Self-powered battery-less wireless switch for remote lighting control Provides manual switching and dimming of tambient uplights Links wirelessly to any number of TAM-WCH control hubs in range Order wireless control hub(s) separately Transmission range 75 feet Mount to any surface with double sided tape or screws (not included) Mount to electrical wall box (not included) with screws (not included) White finish				1	0.1	\$ 307

## HOW TO ORDER

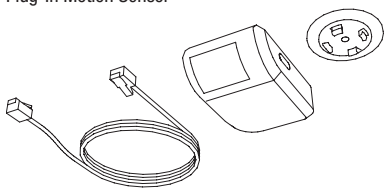
MODEL NUMBER  
TAM-TRMB

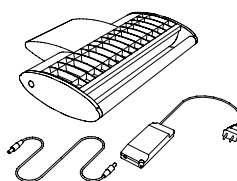


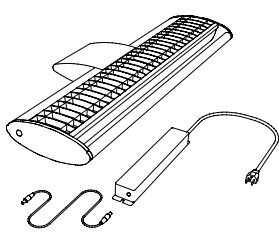
	<i>model</i>	<i>description</i>	<i>wt</i>	<i>cu ft</i>	<i>list</i>
<p>Self-Powered Vacancy Sensor</p> 		<p>Self-powered battery-less sensor for auto-OFF lighting control</p> <p>Links wirelessly to any number of TAM-WCH control hubs in range</p> <p>Order wireless control hub(s) separately</p> <p>Transmission range 75 feet</p> <p>Ceiling mount at 8-10 feet</p> <p>Coverage area 500-800 square feet</p> <p>Integral magnets for mounting to exposed T-bar ceilings</p> <p>Mount to soft ceiling tiles with concealed wire straps (provided)</p> <p>Mount to any surface with double-sided tape or screws (not included)</p> <p>White finish</p> <p><b>Note:</b> Order wireless control hub(s) separately.</p>			
	TAM-VS	Ceiling vacancy sensor with small motion sensitivity	1	0.1	\$ 566
<p>Active Circuit Transmitter</p> 		<p>Wireless transmitter for auto-OFF lighting control</p> <p>Use in place of vacancy sensors</p> <p>Connect to occupancy controlled building lighting circuit (not included)</p> <p>Links wirelessly to any number of TAM-WCH control hubs in range</p> <p>Order wireless control hub(s) separately</p> <p>Transmission range 75 feet</p> <p>Requires electrical connection, 120-277VAC</p> <p>Mount in code compliant plastic electrical junction box (not included)</p> <p>White finish</p> <p><b>Note:</b> Electrical connection required. Order wireless control hub(s) separately.</p>			
	TAM-ACT		1	0.1	\$ 492
<p>Self-Powered Daylight Sensor</p> 		<p>Self-powered battery-less sensor for daylight dimming control</p> <p>Links wirelessly to any number of TAM-WCH control hubs in range</p> <p>Order wireless control hub(s) separately</p> <p>Transmission range 75 feet</p> <p>Mount to any surface with double-sided tape or screws (not included)</p> <p>White finish</p> <p><b>Note:</b> Order wireless control hub(s) separately.</p>			
	TAM-DS		1	0.1	\$ 530
<p>Control Cable Extension Kit</p> 		<p>RJ11 straight-through control cable with splitter/coupler</p> <p>Connects monitor arm light to TAM-WCH control hub</p> <p>Extends bench light control cable to TAM-WCH control hub</p> <p>Includes: 2-way splitter/coupler</p> <p>Use multiple kits in series to connect multiple ambient lights to a single TAM-WCH control hub</p> <p><b>Note:</b> Order ambient light(s) and wireless control hub(s) separately.</p>			
	TAM-CCEK	10' cable with 2-way splitter/coupler	1	0.1	\$ 62

## HOW TO ORDER

MODEL NUMBER  
TAM-VS

	<i>model</i>	<i>description</i>	<i>w</i>	<i>d</i>	<i>h</i>	<i>wt</i>	<i>cu ft</i>	<i>list</i>
 <p>Plug-In Motion Sensor</p>		PIR motion sensor for auto-OFF Mounts under worksurface Mounting bracket and screw provided Adjustable time delay 30 sec. - 30 min. 9' RJ11 cable 24VDC						
	TAM-MS					1	0.1	\$ 179

 <p>Tambient 12" Monitor Arm Light</p>		Attaches to monitor arm VESA plate (not included) Includes: (4) M4 mounting screws Task light: (21) 3500K mid-power LEDs Uplight: (42) 3500K mid-power LEDs (2) ON/OFF pushbuttons with push-and-hold dimming Mode switch for open office and private office control Plug-in port for accessory under desk motion sensor Plug-in port for remote switching and dimming of uplight 6' low-voltage power cable Plug-in HPF power supply with 6' power cord 30 watts (at full output) Platinum finish						
		<b>Note:</b> Order stanchion, stanchion base and optional TAM-MS motion sensor separately.						
	TAM-MAL12	12" monitor arm light	13.5	10.375	2.375	3	1	\$ 2,531

 <p>Tambient 24" Monitor Arm Light</p>		Attaches to monitor arm VESA plate (not included) Includes: (4) M4 mounting screws Task light: (42) 3500K mid-power LEDs Uplight: (84) 3500K mid-power LEDs (2) ON/OFF pushbuttons with push-and-hold dimming Mode switch for open office and private office control Plug-in port for accessory under desk motion sensor Plug-in port for remote switching and dimming of uplight 6' low-voltage power cable Plug-in HPF power supply with 6' power cord 60 watts (at full output) Platinum finish						
		<b>Note:</b> Order monitor arm and optional TAM-MS motion sensor separately.						
	TAM-MAL24	24" monitor arm light	25.5	10.375	2.375	6	2	\$ 3,795

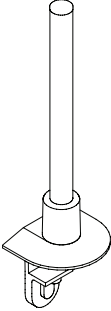
## HOW TO ORDER

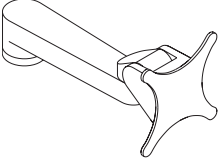
MODEL NUMBER  
TAM-MS

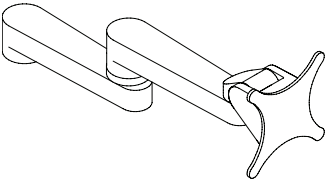
# ofs

## Eleven Workspace

POWER AND DATA

	<i>model</i>	<i>description</i>	<i>w</i>	<i>d</i>	<i>h</i>	<i>wt</i>	<i>cu ft</i>	<i>list</i>
	Monitor Arm Pole	Silver 28" pole Use with MA-3MEA or MA-3LEA Integrated cable management Desk edge or grommet mounting options For grommet mounting, a minimum of 2.5" cutout is required						
	MA-3P		5.25	4.375	28.75	7	1	\$311

	Extension Arm - Medium	Silver 8.5" extension arm Use with MA-3P Accommodates monitor up to 15 lbs. or tambient lights TAM-MAL12 and TAM-MAL24 Integrated cable management Standard VESA 75MM and 100MM monitor mounts						
	MA-3MEA		8.5	1.5	1	5	1	\$430

	Extension Arm - Long	Silver Foldable extension arm with an up to 15.5" reach Use with MA-3P Accommodates monitor up to 15 lbs. or tambient lights TAM-MAL12 and TAM-MAL24 Integrated cable management Standard VESA 75MM and 100MM monitor mounts						
	MA-3LEA		15.5	1.5	1	5	1	\$447

### HOW TO ORDER

MODEL NUMBER  
MA-3P

60

INTRODUCTION

BENCHING

TEAMING

TOOLRAIL

PRIVACY PANEL


STORAGE AND ADD-ONS

POWER AND ACCESSORIES

<i>model</i>	<i>description</i>	<i>w</i>	<i>d</i>	<i>h</i>	<i>wt</i>	<i>cu ft</i>	<i>list</i>
--------------	--------------------	----------	----------	----------	-----------	--------------	-------------

Cable Basket Kit


Cable basket kit attaches to power modules



<b>WM-288CBKP-4</b>	(4) baskets, use on 288", 336" & 344" double sided tables with power kit	272	18	5	9	3	<b>\$ 1,934</b>
<b>WM-240CBKP-4</b>	(4) baskets, use on 240" double sided table with power kit	230	18	5	8	2	<b>\$ 1,780</b>
<b>WM-192CBKP-4</b>	(4) baskets, use on 192" double sided table with power kit	188	18	5	8	2	<b>\$ 1,679</b>
<b>WM-216CBKP-3</b>	(3) baskets, use on 216" & 252" double sided tables with power kit	200	18	5	7	3	<b>\$ 1,458</b>
<b>WM-180CBKP-3</b>	(3) baskets, use on 180" double sided table with power kit	164	18	5	6	2	<b>\$ 1,323</b>
<b>WM-144CBKP-3</b>	(3) baskets, use on (3) 144" double sided table with power kit	140	18	5	6	2	<b>\$ 1,270</b>
<b>WM-144CBKP-2</b>	(2) baskets, use on (2) 144", 168" & 172" double sided tables with power kit	128	18	5	5	3	<b>\$ 965</b>
<b>WM-120CBKP-2</b>	(2) baskets, use on 120" double sided table with power kit	104	18	5	4	2	<b>\$ 858</b>
<b>WM-96CBKP-2</b>	(2) baskets, use on 96" double sided table with power kit	92	18	5	4	2	<b>\$ 858</b>

Cable Basket Kit

Cable basket kit attaches to toolrail



<b>WM-288CBK-4</b>	(4) baskets, use on 288", 336" & 344" double sided tables no power kit	272	18	11	9	3	<b>\$ 2,155</b>
<b>WM-240CBK-4</b>	(4) baskets, use on 240" double sided table no power kit	230	18	11	8	2	<b>\$ 2,003</b>
<b>WM-192CBK-4</b>	(4) baskets, use on 192" double sided table no power kit	188	18	11	8	2	<b>\$ 1,902</b>
<b>WM-216CBK-3</b>	(3) baskets, use on 216" & 252" double sided tables no power kit	200	18	11	7	3	<b>\$ 1,623</b>
<b>WM-180CBK-3</b>	(3) baskets, use on 180" double sided table no power kit	164	18	11	6	2	<b>\$ 1,489</b>
<b>WM-144CBK-3</b>	(3) baskets, use on (3) 144" double sided table no power kit	140	18	11	6	2	<b>\$ 1,435</b>
<b>WM-144CBK-2</b>	(2) baskets, use on (2) 144", 168" & 172" double sided tables no power kit	128	18	11	5	3	<b>\$ 1,069</b>
<b>WM-120CBK-2</b>	(2) baskets, use on 120" double sided table no power kit	104	18	11	4	2	<b>\$ 969</b>
<b>WM-96CBK-2</b>	(2) baskets, use on 96" double sided table no power kit	92	18	11	4	2	<b>\$ 969</b>
<b>WM-72CBK-1</b>	(1) basket, use on 72" & 84" double sided tables no power kit	68	18	11	3	2	<b>\$ 563</b>
<b>WM-60CBK-1</b>	(1) basket, use on 60" double sided table no power kit	56	18	11	3	2	<b>\$ 486</b>
<b>WM-48CBK-1</b>	(1) basket, use on 48" double sided table no power kit	44	18	11	3	2	<b>\$ 434</b>

## HOW TO ORDER

MODEL NUMBER  
WM-288CBKP-4

# ofs

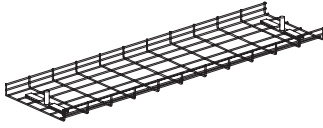
## Eleven Workspace

### TRI CABLE BASKET KIT

<i>model</i>	<i>description</i>	<i>w</i>	<i>d</i>	<i>h</i>	<i>wt</i>	<i>cu ft</i>	<i>list</i>
--------------	--------------------	----------	----------	----------	-----------	--------------	-------------

Cable Basket Kit - Tri Cluster Table


Cable basket kit attaches to power modules



<b>WM-TRCBKP-3</b>	(3) baskets, use on (3 user) tri cluster table with power kit	86	86	5	4	2	<b>\$ 1,270</b>
--------------------	---	----	----	---	---	---	-----------------

Cable Basket Kit - Tri Cluster Table

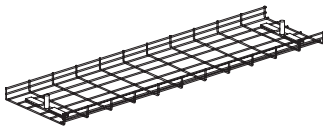
Cable basket kit attaches to toolrail



<b>WM-TRCBK-3</b>	(3) baskets, use on (3 user) tri cluster table no power kit	86	86	11	4	2	<b>\$ 1,435</b>
-------------------	---	----	----	----	---	---	-----------------

Cable Basket Kit - Tri Cluster Table


Cable basket kit attaches to power modules



<b>WM-TRCBKP-7</b>	(7) baskets, use on (6 user) tri cluster table with power kit	86	86	5	9	4	<b>\$ 2,965</b>
--------------------	---	----	----	---	---	---	-----------------

Cable Basket Kit - Tri Cluster Table

Cable basket kit attaches to toolrail



<b>WM-TRCBK-7</b>	(7) baskets, use on (6 user) tri cluster table no power kit	86	86	11	9	4	<b>\$ 3,346</b>
-------------------	---	----	----	----	---	---	-----------------

### HOW TO ORDER

MODEL NUMBER  
WM-TRCBKP-3

# Index - By Model Number

DPBS28.....	43	ENW-14462DF6.....	7	ENW-A288TKA4.....	21	ENW-PVPP-29.63/18.81.....	30
DPX8W1.....	54	ENW-14470DFB4.....	6	ENW-A288TKB4.....	22	ENW-PVPP-35.63/12.81.....	30
DPX8W2.....	54	ENW-14470DFB4.....	6	ENW-A288TKC4.....	23	ENW-PVPP-35.63/18.81.....	30
DPX8W3.....	54	ENW-16858DFB4.....	10	ENW-A288TKD4.....	24	ENW-PVPP-41.63/12.81.....	30
DPX8W4.....	54	ENW-16858DFB4.....	10	ENW-ATRI48TKA3.....	25	ENW-PVPP-41.63/18.81.....	30
EN-LWM1.....	55	ENW-16870DFB4.....	6	ENW-ATRI48TKA6.....	25	ENW-PVPP-47.63/12.81.....	30
ENW-1519SC.....	40	ENW-16870DFB4.....	6	ENW-ATRI48TKB3.....	25	ENW-PVPP-47.63/18.81.....	30
ENW-1619MP.....	37	ENW-17284DF4.....	16	ENW-ATRI48TKB6.....	25	ENW-PVPP-59.63/12.81.....	30
ENW-1619MPC.....	37	ENW-17296DF4.....	16	ENW-ATRI48TKC3.....	25	ENW-PVPP-59.63/18.81.....	30
ENW-1619SC.....	38	ENW-18050DF6.....	9	ENW-ATRI48TKC6.....	25	ENW-PVPP-71.63/12.81.....	30
ENW-2419SC.....	40	ENW-18058DFB6.....	9	ENW-ATRI48TKD3.....	25	ENW-PVPP-71.63/18.81.....	30
ENW-3019SC.....	40	ENW-18062DF6.....	7	ENW-ATRI48TKD6.....	25	ENW-PVPT-11.63/12.81.....	26
ENW-3614-2AX.....	32	ENW-18070DFB6.....	7	ENW-PVPA-11.63/12.81.....	27	ENW-PVPT-11.63/18.81.....	26
ENW-3614-2DA.....	34	ENW-19250DF8.....	9	ENW-PVPA-11.63/18.81.....	27	ENW-PVPT-17.63/12.81.....	26
ENW-3619FSL.....	39	ENW-19262DF8.....	7	ENW-PVPA-17.63/12.81.....	27	ENW-PVPT-17.63/18.81.....	26
ENW-3619FSR.....	39	ENW-21650DF6.....	9	ENW-PVPA-17.63/18.81.....	27	ENW-PVPT-23.63/12.81.....	26
ENW-3619SC.....	40	ENW-21658DFB6.....	9	ENW-PVPA-23.63/12.81.....	27	ENW-PVPT-23.63/18.81.....	26
ENW-4814-4AX.....	32	ENW-21662DF6.....	7	ENW-PVPA-23.63/18.81.....	27	ENW-PVPT-29.63/12.81.....	26
ENW-4814-4CL.....	33	ENW-21670DFB6.....	7	ENW-PVPA-29.63/12.81.....	27	ENW-PVPT-29.63/18.81.....	26
ENW-4814-4CR.....	33	ENW-240111TC6-48.....	10	ENW-PVPA-29.63/18.81.....	27	ENW-PVPT-35.63/12.81.....	26
ENW-4814-4DA.....	34	ENW-24050DF8.....	9	ENW-PVPA-35.63/12.81.....	27	ENW-PVPT-35.63/18.81.....	26
ENW-4814-4DL.....	35	ENW-24058DFB8.....	9	ENW-PVPA-35.63/18.81.....	27	ENW-PVPT-41.63/12.81.....	26
ENW-4814-4DR.....	35	ENW-24058DFB8.....	9	ENW-PVPA-41.63/12.81.....	27	ENW-PVPT-41.63/18.81.....	26
ENW-4819FSL.....	39	ENW-24062DF8.....	7	ENW-PVPA-41.63/18.81.....	27	ENW-PVPT-47.63/12.81.....	26
ENW-4819FSR.....	39	ENW-24070DFB8.....	7	ENW-PVPA-47.63/12.81.....	27	ENW-PVPT-47.63/18.81.....	26
ENW-4819SC.....	40	ENW-24070DFB8.....	7	ENW-PVPA-47.63/18.81.....	27	ENW-PVPT-59.63/12.81.....	26
ENW-4824BR.....	12	ENW-25258DFB6.....	9	ENW-PVPA-59.63/12.81.....	27	ENW-PVPT-59.63/18.81.....	26
ENW-4824MCT.....	11, 17	ENW-25270DFB6.....	7	ENW-PVPA-59.63/18.81.....	27	ENW-PVPT-71.63/12.81.....	26
ENW-4830MCT.....	11, 17	ENW-255137TC6-48.....	10	ENW-PVPA-71.63/12.81.....	27	ENW-PVPT-71.63/18.81.....	26
ENW-5215ET.....	12	ENW-28850DF8.....	9	ENW-PVPA-71.63/18.81.....	27	ENW-PVPV-11.63/12.81.....	28
ENW-5812PSB.....	13	ENW-28858DFB8.....	9	ENW-PVPF-11.63/12.81.....	31	ENW-PVPV-11.63/18.81.....	28
ENW-5824PSB.....	14	ENW-28858DFB8.....	9	ENW-PVPF-11.63/18.81.....	31	ENW-PVPV-17.63/12.81.....	28
ENW-6014-4AX.....	32	ENW-28862DF8.....	7	ENW-PVPF-17.63/12.81.....	31	ENW-PVPV-17.63/18.81.....	28
ENW-6014-4CL.....	33	ENW-28870DFB8.....	7	ENW-PVPF-17.63/18.81.....	31	ENW-PVPV-23.63/12.81.....	28
ENW-6014-4CR.....	33	ENW-28870DFB8.....	7	ENW-PVPF-23.63/12.81.....	31	ENW-PVPV-23.63/18.81.....	28
ENW-6014-4DA.....	34	ENW-33658DFB8.....	9	ENW-PVPF-23.63/18.81.....	31	ENW-PVPV-29.63/12.81.....	28
ENW-6014-4DL.....	35	ENW-33658DFB8.....	9	ENW-PVPF-29.63/12.81.....	31	ENW-PVPV-29.63/18.81.....	28
ENW-6014-4DR.....	35	ENW-33670DFB8.....	7	ENW-PVPF-29.63/18.81.....	31	ENW-PVPV-35.63/12.81.....	28
ENW-6019FSL.....	36	ENW-33670DFB8.....	7	ENW-PVPF-35.63/12.81.....	31	ENW-PVPV-35.63/18.81.....	28
ENW-6019FSR.....	36	ENW-34484DF8.....	16	ENW-PVPF-35.63/18.81.....	31	ENW-PVPV-41.63/12.81.....	28
ENW-6019SC.....	37	ENW-34496DF8.....	16	ENW-PVPF-41.63/12.81.....	31	ENW-PVPV-41.63/18.81.....	28
ENW-6024MCT.....	11, 17	ENW-A96TKA2.....	21	ENW-PVPF-41.63/18.81.....	31	ENW-PVPV-47.63/12.81.....	28
ENW-6030MCT.....	11, 17	ENW-A96TKB2.....	22	ENW-PVPF-47.63/12.81.....	31	ENW-PVPV-47.63/18.81.....	28
ENW-7012PSB.....	13	ENW-A96TKC2.....	23	ENW-PVPF-47.63/18.81.....	31	ENW-PVPV-59.63/12.81.....	28
ENW-7024PSB.....	14	ENW-A96TKD2.....	24	ENW-PVPF-59.63/12.81.....	31	ENW-PVPV-59.63/18.81.....	28
ENW-7214-4AX.....	32	ENW-A120TKA2.....	21	ENW-PVPF-59.63/18.81.....	31	ENW-PVPV-71.63/12.81.....	28
ENW-7214-4CL.....	33	ENW-A120TKB2.....	22	ENW-PVPF-71.63/12.81.....	31	ENW-PVPV-71.63/18.81.....	28
ENW-7214-4CR.....	33	ENW-A120TKC2.....	23	ENW-PVPF-71.63/18.81.....	31	ENW-SSS.....	36
ENW-7214-4DA.....	34	ENW-A120TKD2.....	24	ENW-PVPG-11.63/12.81.....	29	FT1224.....	15
ENW-7214-4DL.....	35	ENW-A144TKA2.....	21	ENW-PVPG-11.63/18.81.....	29	FT1225.....	15
ENW-7214-4DR.....	35	ENW-A144TKA3.....	21	ENW-PVPG-17.63/12.81.....	29	FT1228.....	20
ENW-7224MCT.....	11, 17	ENW-A144TKB2.....	22	ENW-PVPG-17.63/18.81.....	29	FT1229.....	20
ENW-7230MCT.....	11, 17	ENW-A144TKB3.....	22	ENW-PVPG-23.63/12.81.....	29	MA-3LEA.....	60
ENW-8345CU.....	12	ENW-A144TKC2.....	23	ENW-PVPG-23.63/18.81.....	29	MA-3MEA.....	60
ENW-8414PSB.....	18	ENW-A144TKC3.....	23	ENW-PVPG-29.63/12.81.....	29	MA-3P.....	60
ENW-8428PSB.....	19	ENW-A144TKD2.....	24	ENW-PVPG-29.63/18.81.....	29	MCJ8W8M.....	55
ENW-9614PSB.....	18	ENW-A144TKD3.....	24	ENW-PVPG-35.63/12.81.....	29	MCJ8W20M.....	55
ENW-9628PSB.....	19	ENW-A180TKA3.....	21	ENW-PVPG-35.63/18.81.....	29	MCJ8W32M.....	55
ENW-9650DF4.....	8	ENW-A180TKB3.....	22	ENW-PVPG-41.63/12.81.....	29	MCJ8W36M.....	55
ENW-9662DF4.....	6	ENW-A180TKC3.....	23	ENW-PVPG-41.63/18.81.....	29	MCJ8W44M.....	55
ENW-11196TC3.....	10	ENW-A180TKD3.....	24	ENW-PVPG-47.63/12.81.....	29	MCJ8W56M.....	55
ENW-12050DF4.....	10	ENW-A192TKA4.....	21	ENW-PVPG-47.63/18.81.....	29	MCJ8W84M.....	55
ENW-12058DFB4.....	10	ENW-A192TKB4.....	22	ENW-PVPG-59.63/12.81.....	29	PBA-4.....	49
ENW-12058DFEB4.....	10	ENW-A192TKC4.....	23	ENW-PVPG-59.63/18.81.....	29	PBA-8.....	49
ENW-12062DF4.....	6	ENW-A192TKD4.....	24	ENW-PVPG-71.63/12.81.....	29	PBB-4.....	46
ENW-12070DFB4.....	6	ENW-A216TKA3.....	21	ENW-PVPG-71.63/18.81.....	29	PBB-8.....	46
ENW-12070DFEB4.....	6	ENW-A216TKB3.....	22	ENW-PVPP-11.63/12.81.....	30	PBBKTA2.....	43
ENW-137119TC3.....	10	ENW-A216TKC3.....	23	ENW-PVPP-11.63/18.81.....	30	PBC-4.....	53
ENW-14450DF4.....	8	ENW-A216TKD3.....	24	ENW-PVPP-17.63/12.81.....	30	PBC-8.....	53
ENW-14450DF6.....	9	ENW-A240TKA4.....	21	ENW-PVPP-17.63/18.81.....	30	PBSA-4.....	49
ENW-14458DFB4.....	8	ENW-A240TKB4.....	22	ENW-PVPP-23.63/12.81.....	30	PBSB-4.....	46
ENW-14458DFEB4.....	8	ENW-A240TKC4.....	23	ENW-PVPP-23.63/18.81.....	30	PBSC-4.....	53
ENW-14462DF4.....	6	ENW-A240TKD4.....	24	ENW-PVPP-29.63/12.81.....	30	PS-55.....	55

# Index - By Model Number

## INTRODUCTION

PS-96PKA4-4 .....	47
PS-96PKA4-8 .....	48
PS-96PKB4-4 .....	44
PS-96PKB4-8 .....	45
PS-96PKE4-4 .....	41
PS-96PKE4-8 .....	42
PS-120PKA4-4 .....	47
PS-120PKA4-8 .....	48
PS-120PKB4-4 .....	44
PS-120PKB4-8 .....	45
PS-120PKE4-4 .....	41
PS-120PKE4-8 .....	42
PS-144PKA4-4 .....	47
PS-144PKA4-8 .....	48
PS-144PKA6-4 .....	47
PS-144PKA6-8 .....	48
PS-144PKB4-4 .....	44
PS-144PKB4-8 .....	45
PS-144PKB6-4 .....	44
PS-144PKB6-8 .....	45
PS-144PKE4-4 .....	41
PS-144PKE4-8 .....	42
PS-144PKE6-4 .....	41
PS-144PKE6-8 .....	42
PS-168PKA4-4 .....	47
PS-168PKA4-8 .....	48
PS-168PKB4-4 .....	44
PS-168PKB4-8 .....	45
PS-168PKE4-4 .....	41
PS-168PKE4-8 .....	42
PS-180PKA6-4 .....	47
PS-180PKA6-8 .....	48
PS-180PKB6-4 .....	44
PS-180PKB6-8 .....	45
PS-180PKE6-4 .....	41
PS-180PKE6-8 .....	42
PS-192PKA8-4 .....	47
PS-192PKA8-8 .....	48
PS-192PKB8-4 .....	44
PS-192PKB8-8 .....	45
PS-192PKE8-4 .....	41
PS-192PKE8-8 .....	42
PS-216PKA6-4 .....	47
PS-216PKA6-8 .....	48
PS-216PKB6-4 .....	44
PS-216PKB6-8 .....	45
PS-216PKE6-4 .....	41
PS-216PKE6-8 .....	42
PS-240PKA8-4 .....	47
PS-240PKA8-8 .....	48
PS-240PKB8-4 .....	44
PS-240PKB8-8 .....	45
PS-240PKE8-4 .....	41
PS-240PKE8-8 .....	42
PS-252PKA6-4 .....	47
PS-252PKA6-8 .....	48
PS-252PKB6-4 .....	44
PS-252PKB6-8 .....	45
PS-252PKE6-4 .....	41
PS-252PKE6-8 .....	42
PS-288PKA8-4 .....	47
PS-288PKA8-8 .....	48
PS-288PKB8-4 .....	44
PS-288PKB8-8 .....	45
PS-288PKE8-4 .....	41
PS-288PKE8-8 .....	42
PS-336PKA8-4 .....	47
PS-336PKA8-8 .....	48
PS-336PKB8-4 .....	44
PS-336PKB8-8 .....	45
PS-336PKE8-4 .....	41
PS-336PKE8-8 .....	42
PS-JBC1 .....	52

## BENCHING

## TEAMING

## TOOL RAIL

## PRIVACY PANEL

## STORAGE AND ADD-ONS

## POWER AND ACCESSORIES

PS-PKC4-4 .....	50
PS-PKC4-8 .....	51
PS-PKC6-4 .....	50
PS-PKC6-8 .....	51
PS-PKC8-4 .....	50
PS-PKC8-8 .....	51
PS-TRPKA3-8 .....	49
PS-TRPKA6-8 .....	49
PS-TRPKB3-8 .....	46
PS-TRPKB6-8 .....	46
PS-TRPKC3-8 .....	52
PS-TRPKC6-8 .....	52
PS-TRPKE3-8 .....	43
PS-TRPKE6-8 .....	43
PWF3L120 .....	54
PWF3M120 .....	54
PWF3NYC .....	54
PWF4M120C .....	54
SEN1 .....	54
TAM-ACT .....	58
TAM-CCEK .....	58
TAM-DS .....	58
TAM-DSC .....	56
TAM-DSO .....	56
TAM-ECM .....	57
TAM-MAL12 .....	59
TAM-MAL24 .....	59
TAM-MS .....	59
TAM-MS7 .....	56
TAM-MS13 .....	56
TAM-MS22 .....	56
TAM-MS24 .....	56
TAM-MS27 .....	56
TAM-PCM .....	57
TAM-SSC .....	56
TAM-SSL .....	56
TAM-SSR .....	56
TAM-TRMB .....	57
TAM-VS .....	58
TAM-WCH .....	57
TAM-WS .....	57
TL-20 .....	55
TOOL-4 .....	55
VCWM5 .....	55
WM-48CBK-1 .....	61
WM-60CBK-1 .....	61
WM-72CBK-1 .....	61
WM-96CBK-2 .....	61
WM-96CBKP-2 .....	61
WM-120CBK-2 .....	61
WM-120CBKP-2 .....	61
WM-144CBK-2 .....	61
WM-144CBK-3 .....	61
WM-144CBKP-2 .....	61
WM-144CBKP-3 .....	61
WM-180CBK-3 .....	61
WM-180CBKP-3 .....	61
WM-192CBK-4 .....	61
WM-192CBKP-4 .....	61
WM-216CBK-3 .....	61
WM-216CBKP-3 .....	61
WM-240CBK-4 .....	61
WM-240CBKP-4 .....	61
WM-288CBK-4 .....	61
WM-288CBKP-4 .....	61
WM-TRCBK-3 .....	62
WM-TRCBK-7 .....	62
WM-TRCBKP-3 .....	62
WM-TRCBKP-7 .....	62



an OFS Brands™ company  
1204 East Sixth Street  
Huntingburg, IN 47542  
T 800-521-5381  
F 812-683-7256 (Orders)  
F 812-683-7155 (CS)  
[ofs.com](http://ofs.com)