

metal

USA
price list
effective November 3rd, 2008

USA

14%

Price Increase
April 1st, 2013

artopex

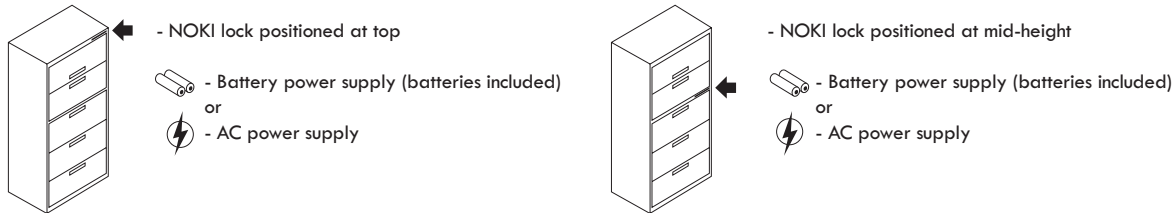
artopex®

the art and the purpose



On most of the Artopex storage units, the standard lock can be replaced with the NOKI electronic lock. The information shown below illustrates the configuration possibilities as well as the operation procedure for the lock. Refer to the storage unit's description to confirm availability and to p.3 for details on codification.

Possible Configurations



Please note that on the cabinets & pedestals, the NOKI lock is always positioned at top of storage.
The AC powered NOKI lock is not available on the pedestals.

Operation of the Lock

■ Unlocking (for the first use, please refer to paragraph "Combinations" below)

Step A: Enter the combination on the digital keypad.

Step B: Press the OK button.

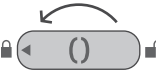
Step C: Turn the latch to the "unlocked" position (180° clockwise).



The lock remains in the "unlocked" position as long as the latch is not returned to the "locked" position.

■ Locking

Turn the latch to the "locked" position (180° counter clockwise).



Combinations

■ Assigning a Combination Upon Delivery

All storage products with a NOKI lock have a default combination of 1-2-3-4.

Follow these steps in order to assign a new combination to the lock:

Step A: Enter the default combination (1-2-3-4).

Step B: Press the OK button twice.

Step C: When the confirmation light comes on, enter a new combination (from 1 to 8 numbers).

Step D: Press the OK button once to confirm the new combination.

The new combination is now in place and the default combination is no longer functional.

■ Modifying a Combination

It is possible to change the combination using the current combination (if you do not have the current combination, please refer to paragraph "Lost or Forgotten Combination"). Follow these steps in order to change the current combination:

Step A: Enter the current combination to be modified.

Step B: Press the OK button twice.

Step C: Enter a new combination (from 1 to 8 numbers).

Step D: Press the OK button once to confirm the new combination.

The new combination is now in place and the previous combination is no longer functional.

■ Lost or Forgotten Combination

In the case of a lost or forgotten combination, contact Artopex's Customer Service Department. Have the serial number of the lock on hand for reference (written on the top edge of the lock). After verification of your identity, Artopex will give you the "master" combination specific to this lock. With this combination you will then be able to reconfigure the combination as explained above (paragraph "Modifying a Combination").

General Information

A 60 second alarm is activated after 4 attempts to open with an incorrect code. In the case of a power outage or exhausted batteries, plug in the back-up power supply (BPS) into the outlet located under the confirmation light on the lock. ATTENTION: do not leave the BPS inside the filing cabinet.



Introduction _____

| | |
|-------------------------------------|---|
| Colors & Series Description | 2 |
| General Information - Metal Storage | 3 |
| General Information - Pedestals | 4 |
| Codification | 5 |

45 & 47 Series _____

| | |
|------------------------|----|
| Lateral Files | 6 |
| Combined Lateral Files | 9 |
| Cabinets | 10 |
| Pedestals | 13 |

50, 55, 57, 60 & 80 Series _____

| | |
|------------------------|----|
| Lateral Files | 16 |
| Combined Lateral Files | 23 |
| Cabinets | 25 |
| Overfile Cabinets | 30 |
| Pedestals | 31 |

Accessories _____

| | |
|-------------------|----|
| For Lateral Files | 34 |
| For Pedestals | 35 |

Custom Storage _____

36

Conditions & Guarantees _____

37

⌘ Express Storage _____

6 to 8

Metal Storage - Colors, Series Description & Express

Colors - Lateral files, cabinets & pedestals

The filing cabinets and pedestals are available in all of the finishes on the Artopex enamel color sample cards. The Classic, System, Trendy and Metallic colors are the categories of finishes available represented on the Artopex enamel color sample cards. Please note that the Metallic colors are in a higher price category, as shown in the price book.

For the 60 and 80 Series, drawer pulls of a different color may be selected from our color range at no extra charge.

Shelves in the overfile cabinets, storage cabinets and bookcases are color-matched with the exterior finish. All accessories are **black** unless otherwise indicate..

Other finishes

Laminated tops are available. See the Take Off, Imagine or wood furniture price lists for more details.

Non-standard Color Request

To order furniture finished in colors not appearing on the Artopex enamel sample cards, proceed as follows :

- prepare a list with descriptions of the furniture required
- add the code -90XX to the number of each piece and identify the locations of the colors precisely (i.e. frame, handles)
- send, prepaid, to the Order Department a 4" x 6" (102 x 152 mm) sample of the colors required with, if possible, the name of the paint supplier and a reference to the selected product
- add a net amount of **\$1000** per order and per color for 1-20 metal products; add **\$1500** per order and per color for over 21 metal products.

Certain colors, including shades of white, may be difficult to duplicate. Artopex will therefore submit a sample as close as possible to the color requested. Delivery time is 4-6 weeks after this sample has been returned, approved and signed off by the customer.

C.O.M. Orders. (pedestal with cushion)

COM orders (fabric supplied by the client) must clearly indicate the pattern, color, width and manufacturer of the fabric. If requested by Customer Service, a 12" by 12" (305 x 305 mm) sample must be sent prepaid to Customer Service, Artopex, 800 Vadnais, Granby, Qc, Canada, J2J 1A7. Once the order or the sample has been approved, Customer Service will issue an acknowledgement with the procedure for shipment of fabric to our plants.

Regardless of whether the material is supplied by the customer or by Artopex (to the customer's specifications), the delivery date will only be set after the material is received.

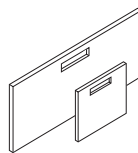
The price of cushions covered with fabric supplied by the customer will correspond to the lowest price for standard fabrics offered by Artopex.

Express

Artopex now offers certain of their products on a ready to ship basis.

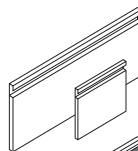
The **X** logo ahead of the product code will identify them. They are offered in the following colors: Black (3067) or Sand (3009). A maximum quantity of 6 can be ordered per product code. See pages 6 to 8.

Series description



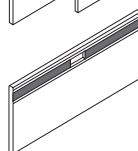
45 Series

- Specifications: Economy series, price advantageous, durable components, lateral files offered in 36" width only.
- Style: Fronts are manufactured with a central pull in aluminum.



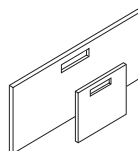
47 Series

- Same characteristics as the 45 Series but with a full-length pull integrated into the design of the door.



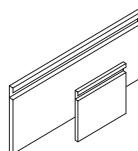
50 Series

- Specifications: Superior quality series with extra sturdy construction reinforced at bottom. The 50 Series file cabinets are only offered in the 36" width.
- Style: The fronts of the 50 Series cabinets are defined with a decorative band in aluminum that outlines the drawers and receding doors. Two high-pressure laminate strips (light oak and pecan) and a cardholder in transparent plastic are included without charge.



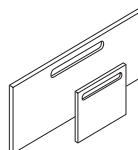
55 Series

- Specifications: Same characteristics as the 50 Series but available in 30", 36" and 42" widths.
- Style: The fronts, doors and drawers of the 55 Series are manufactured with a central pull in aluminum.



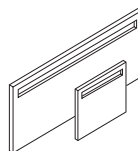
57 Series

- Specifications: Same characteristics as the 50 Series but available in 30", 36" and 42" widths.
- Style: The fronts, doors and drawers of the 57 Series are manufactured with a full-length pull integrated into the design of the door.



60 Series

- Specifications: Same characteristics as the 50 Series but available in 30", 36" and 42" widths.
- Style: The fronts, doors and drawers of the 60 Series are manufactured with a central pull that is rounded on its ends. These pulls can be ordered in a different color than the rest of the cabinet without an up-charge.



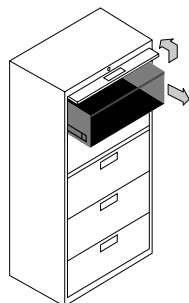
80 Series

- Specifications: Same characteristics as the 50 Series but available in 30", 36" and 42" widths.
- Style: The fronts, doors and drawers of the 80 Series are manufactured with full length pull. These pulls can also be ordered in a different color than the rest of the cabinet without an up-charge.

Metal Storage - General Information

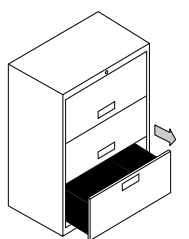
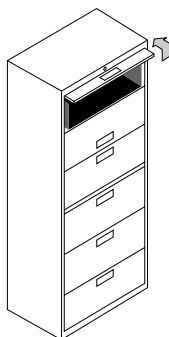
Drawer capabilities

The functionality of the metal lateral file drawers varies depending on the number and type of drawers included in the file cabinet.



The top drawer on all of the 5 high units is manufactured with a receding door and pull out shelf (even if the file cabinet is specified with fixed fronts).

The top drawer on all of the 6 high units is manufactured with a receding door and fixed shelf, the 5th drawer is the same as the 5-drawer unit above (even if the file cabinet is specified with fixed fronts).

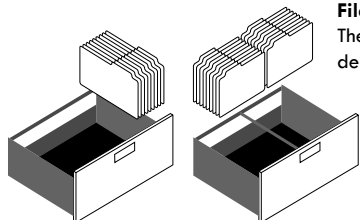


The bottom drawer of all of the file cabinets is manufactured with a fixed front (even if the file cabinet is specified with receding doors).

The pull out drawers and shelves operate with full-extension ball-bearings slides that gives a smooth operation regardless of the weight of the drawer contents.

Interlock

Interlock is a blocking mechanism that allows the opening of only a single drawer at a time to eliminate the possibility of the filing unit from tipping over.



Side-to-side hanging bars (included).

Front-to-back hanging bars (order separately).

File Bars

The metal lateral file cabinets are delivered with side-to-side lateral file bars for each 12" and 15" drawer. This allows for both letter and legal size documents. For front-to-back filing, the bars must be ordered separately (as shown on page 34).

Accessories

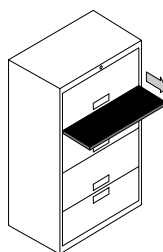
The drawers can be equipped with compressors, different types of dividers, card trays, etc. Order these items separately see p.34.

General information

- Artopex reserves the right to modify the specifications of products, materials, design or accessories without notice. Artopex also reserves the right to halt production of any product at any time.

- The products, accessories, materials and finishes as described in the price lists prevail over the content of brochures or folders.

- The weights and volumes shown on the price lists include packaging and are approximate.



Posting Shelf

The option of the posting shelf applies to file cabinets from 48" to 72" in height and replaces the reinforced crossbar. Depending on the type of set-up selected, it can be situated at 30", 33" or 36" from the bottom. To replace the reinforced crossbar, under "Option", add the code RS. Add \$107 to the list price. Certain restrictions will apply see the product description.

Counterweight

The counterweight option is available on certain products. This counterweight is installed in the factory and reduces the chance of tipping when overloading the upper drawers. To meet with BIFMA standards, please call Customer Service at Artopex.

Standard Locks

All of the cabinets (excepting the bookcases and over files) include a locking system of one or two locks in chrome.

Keyed alike

The option to key alike is available on all of our products that have locks, free of charge. The products requiring this need to be grouped and identified as such. Assign the code **K01** for the parts in the first office, **K02** for the second and so on and so forth. Unless otherwise specified, the locks will be installed at the factory with a lock number associated with K__. Please note: Random lock numbers will be used for each order. Therefore, it is necessary to specify the key number when ordering additional keys.

NOKI electronic lock



On the majority of the cabinets the, standard lock can be replaced by the electronic NOKI lock. The codes below indicate the different options (electric and battery) when specifying this lock. Refer to the description of each product to verify availability.



• Battery Power Supply (batteries included)

Metal storage with the NOKI lock installed at the top: add the code **LT1** to the product code (+\$75).

Lateral file with the NOKI lock installed at mid-height (36" H.): add the code **LM1** to the product code (+\$75).



• AC Power Supply (not available on pedestals)

Metal storage with the NOKI lock installed at the top: add the code **LT2** to the product code (+\$100).

Lateral file with the NOKI lock installed at mid-height (36" H.): add the code **LM2** to the product code (+\$100).

Compliant with ANSI/BIFMA standards. Mechanism guaranteed 10 years. Design patent. Refer to the NOKI specification guide or on the back of this list's front cover for more details.

Pedestals - General Information

The pedestals are modular units 15" wide and are compatible with the Artopex furniture and systems. They are available in three heights on levelling glides (or on double wheel casters as an option), which allow the placement of the units under work surfaces of 26" or 29" in height.

Standard Equipment

- The pedestals are supplied with a lock, levellers and an adjustable stopper (60 and 80 Series only). The adjustable stopper is installed under the work surface to reduce the risk of tipping.
- It is possible to specify the double wheel caster option, see details below.
- A caster is added under the bottom drawer to add stability to the pedestal that is specified with casters.
- A pencil drawer is supplied in the top 3" or 6" drawer of each pedestal, a divider in each 3" and 6" drawer, along with hanging bars in all of the 12" and 15" drawers.

Drawers - 45 & 47 series pedestals

- These pedestal can be fitted with 6" and 12" drawers.
- Each of these drawers utilizes full-extension ball-bearing slides, allowing complete opening and smooth operation regardless of the weight of the drawer contents.

Drawers - 60 & 80 series pedestals

- These pedestal can be fitted with 3", 6", 12" and 15" drawers.
- Each of these drawers utilizes full-extension ball-bearing slides, allowing complete opening and smooth operation regardless of the weight of the drawer contents.


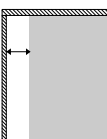

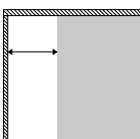
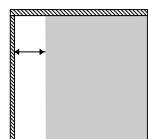

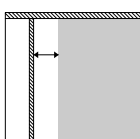
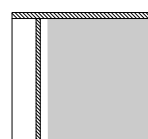
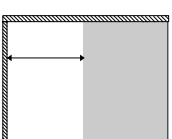
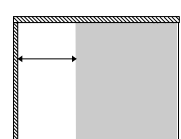
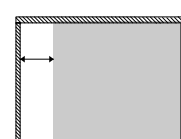
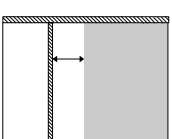
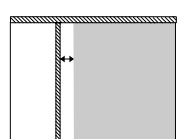
Note that drawer pulls can be finished in contrasting color, at no additional charge. (See General Information, on page 2).

Optional Casters

The pedestals are equipped with levelling glides that have a 1/2" adjustment. It is possible to order, as an option, a set of five casters to replace the levellers. Please note that adding the casters will raise the height of the pedestal by 1 1/2".

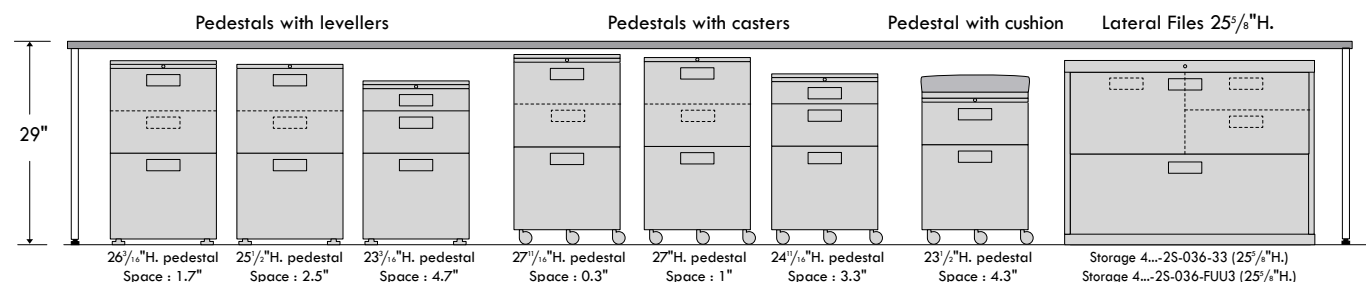
Interior Clearance under Surfaces (horizontal)

This chart illustrates the clearance available under the desks and tables when a metal storage unit is positioned under the work surface.

| SURFACE depth | METAL STORAGE depth | | |
|-------------------------------------|--|--|---|
| | 18" | 22" | 28" |
| 18" | Does not fit | Does not fit | Does not fit |
| 21" |  2.2" space | Does not fit | Does not fit |
| 24" |  5.2" space |  1.2" space | Does not fit |
| 30" |  11.2" space |  7.2" space |  1.2" space |
| 30" (5" recessed modesty panel) |  6.4" space |  2.4" space | Does not fit |
| 36" |  17.2" space |  13.2" space |  7.2" space |
| 36" (11" recessed modesty panel) |  6.4" space |  2.4" space | Does not fit |

Interior Clearance under Surfaces (vertical)

Pictured is the vertical space used when a metal storage unit (with 3", 6" or 12" drawers) is placed under a 29" high surface.



* The other 2-drawer storage units interfere with surface.

Codification

• Codification

Located under each product code is the "code specifier" that explains what information needs to be inserted to complete the order. The specifying code is normally divided into 2 zones: under the section "Specify" you must fill in all required fields whereas the "Option" section gives you the opportunity to add extra details to each product. The chart below explains the list of "specifics" and "Options" that can be found under the products in the code specifier.

| SPECIFY | | | OPTIONS | | | | |
|----------------------|----------------------|----------------------|----------------------|----------------------|----------------------|----------------------|----------------------|
| Code | Fabric | Color | Pull | Shelf | Casters | C-Weight | Lock |
| <input type="text"/> | <input type="text"/> | <input type="text"/> | <input type="text"/> | <input type="text"/> | <input type="text"/> | <input type="text"/> | <input type="text"/> |
| 1 | 2 | 3 | 4 | 5 | 6 | 7 | 8 |

SPECIFY :

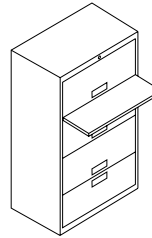
- 1 Code**
Indicate the product code. The code is made of characters that describe the product (series, identification, dimensions).
- 2 Fabric**
Identify the choice of one of the six grades of fabrics offered to upholster the seat cushion for the **Pedestal with cushion**. Refer to the most current Artopex Seating fabric charts. For C.O.M. fabric, contact Artopex Customer Service.
- 3 Color**
Identify the color of the metal on the unit (exterior and shelves). Refer to the most current Artopex Enamel color charts. Note that for the metallic colors 3311, 3356 and 3370, there is a separate "Metallic" price column.

OPTIONS :

- 4 Pull**
If desired, specify a separate color for the Pulls (in the 60 or 80 Series only). Refer to the most current Artopex Enamel color charts.
- 5 Posting Shelf**
If desired, add a rolling posting shelf instead of the reinforced crossbar between the 3rd and 4th file drawer on units 4 drawers and more. The posting shelf has the same finish as the rest of the unit. Add code **RS** see p.3.
- 6 Casters**
If desired, replace the levellers with a kit of 5 casters (black finish, two with locks) for the pedestal. Add the code **CA** see p.4.
- 7 Counterweight (C-Weight)**
If desired, identify adding one or more counterweights on filing cabinets where this option is offered. Refer to p.3 and to the product descriptions for details on this option.
- 8 Lock**
Keyed alike: If desired, identify the option of keyed alike on the units where this option is available. Refer to p.3 and in the description of the products for more details on this option.

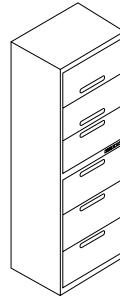
NOKI Lock: If desired, replace the standard lock with the NOKI electronic lock. Refer to p.3 and in the description of the products for more details on this option.

Codification examples



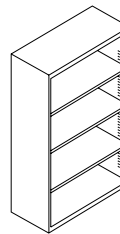
- 4-drawer files in the 45 Series with flipper doors
- Size: 36" wide
- Color: Sand 3009
- Option: posting shelf

| SPECIFY | | OPTIONS | | | |
|----------------|-------|---------|----------|------|--|
| Code | Color | Shelf | C-Weight | Lock | |
| 45-41-036-1113 | 3009 | RS | | | |



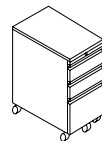
- 6-drawer file in the 60 Series with fixed fronts
- Size: 30" wide
- Color: Aluminum 3069
- Pull option: Black 3067
- Counterweight option
- NOKI lock option placed at mid-height with batterie

| SPECIFY | | OPTIONS | | | | |
|------------------|-------|---------|-------|----------|------|--|
| Code | Color | Pull | Shelf | C-Weight | Lock | |
| 60-61-030-213333 | 3069 | 3067 | | 1CW | LM1 | |



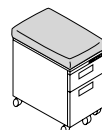
- 60" High Bookcase
- Size: 42" Wide
- Color: Kiwi 3057

| SPECIFY | |
|---------------|-------|
| Code | Color |
| 70-50-042-YYY | 3057 |



- 47 Series pedestal with 6-6-12 drawers
- Depth: 22"
- Color: White 3001
- Caster option
- Counterweight option

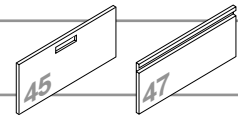
| SPECIFY | | OPTIONS | | | |
|--------------|-------|---------|----------|------|--|
| Code | Color | Shelf | C-Weight | Lock | |
| MP47-22-6612 | 3001 | CA | CW | | |



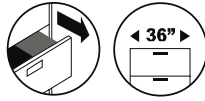
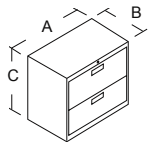
- 45 Series pedestal with seat cushion
- Fabric: MX81
- Color: Charcoal 3064
- NOKI lock option

| SPECIFY | | | OPTIONS | |
|----------------|--------|-------|---------|--|
| Code | Fabric | Color | Lock | |
| MP45-22-612-CA | MX81 | 3064 | LT1 | |

45 & 47 Lateral Files



2-DRAWER LATERAL FILES WITH FIXED FRONTS



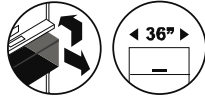
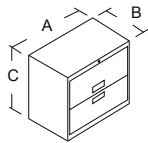
| Dimensions | | | Series | Code | Price | | Specifications | |
|------------|----|--------------------------------|--------|--------------|----------|----------|----------------|----|
| A | B | C | | | Standard | Metallic | Cu.Ft. | Lb |
| 36 | 18 | 25 ⁵ / ₈ | 45 | 45-2S-036-33 | 731 | 787 | 11,1 | 97 |
| | | | 47 | 47-2S-036-33 | 794 | 850 | 11,1 | 97 |

36" wide lateral file with two 11" drawers . Can be positioned under a surface placed at 29" H.

| | | | | | | | | | |
|----|----|--------------------------------|---|----|--------------|-----|-----|------|-----|
| 36 | 18 | 27 ⁷ / ₈ | ⌘ | 45 | 45-21-036-33 | 684 | 740 | 12,2 | 100 |
| | | | ⌘ | 47 | 47-21-036-33 | 735 | 791 | 12,2 | 100 |

36" wide lateral file with two 12" drawers .

WITH RECEDING DOOR


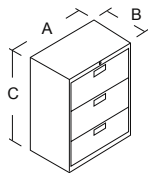


| | | | | | | | | |
|----|----|--------------------------------|----|--------------|-----|-----|------|-----|
| 36 | 18 | 27 ⁷ / ₈ | 45 | 45-21-036-13 | 743 | 799 | 12,2 | 100 |
| | | | 47 | 47-21-036-13 | 795 | 851 | 12,2 | 100 |

36" wide lateral file with two 12" drawers .

Bottom drawer has a fixed front.

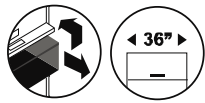
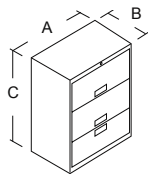
3-DRAWER LATERAL FILES WITH FIXED FRONTS



| | | | | | | | | | |
|----|----|---------------------------------|---|----|---------------|-----|------|------|-----|
| 36 | 18 | 40 ¹ / ₁₆ | ⌘ | 45 | 45-31-036-333 | 901 | 985 | 17,3 | 129 |
| | | | ⌘ | 47 | 47-31-036-333 | 960 | 1044 | 17,3 | 129 |

36" wide lateral file with three 12" drawers .

WITH RECEDING DOORS



| | | | | | | | | |
|----|----|---------------------------------|----|---------------|------|------|------|-----|
| 36 | 18 | 40 ¹ / ₁₆ | 45 | 45-31-036-113 | 995 | 1079 | 17,3 | 129 |
| | | | 47 | 47-31-036-113 | 1055 | 1139 | 17,3 | 129 |

36" wide lateral file with three 12" drawers .

Bottom drawer has a fixed front.

45 or 47 series lateral files. Side-to-side hanging bars and chrome lock included.

⌘ : Lateral file is available as an Express product, add **K** before the code, Black (3067) or Sand (3009), see p.2.

| SPECIFY | | OPTIONS | |
|----------------------|------------------------|------------------------|------------------------|
| Code | Color | C-Weight | Lock |
| <input type="text"/> | - <input type="text"/> | - <input type="text"/> | - <input type="text"/> |

Specify Code : Consult the product code above.

Color : Specify the enamel finish, refer to p.2 and to the Artopex enamel charts.

* For metallic colors 3311, 3356 & 3370, consult the "Metallic" price column.

Options Counterweight (2 drawers) : To add a counterweight, code **2CW**, add \$192.

Counterweight (3 drawers) : To add a counterweight, code **1CW**, add \$96.

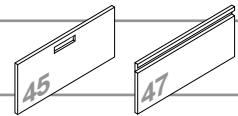
Lock : • Key alike option on the lock : Assign code **K01** to the parts of the first office or storage group, **K02** to the parts of the second office or group and so on and so forth in order to group parts with identical keys. Option offered without charge, see p.3.

• NOKI electronic lock option, see p.3 :

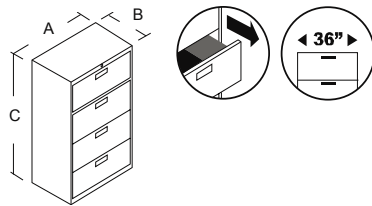
- Battery powered, add code **LT1**, add \$75.

- AC power supply, add code **LT2**, add \$100.

45 & 47 Lateral Files

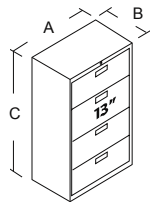


4-DRAWER LATERAL FILES WITH FIXED FRONTS



| Dimensions | | | Series | Code | Price | | Specifications | |
|------------|----|--------------------------------|--------|----------------|----------|----------|----------------|-----|
| A | B | C | | | Standard | Metallic | Cu.Ft. | Lb |
| 36 | 18 | 53 ³ / ₈ | 45 | 45-41-036-3333 | 1136 | 1248 | 22,9 | 169 |
| | | | 47 | 47-41-036-3333 | 1219 | 1331 | 22,9 | 169 |

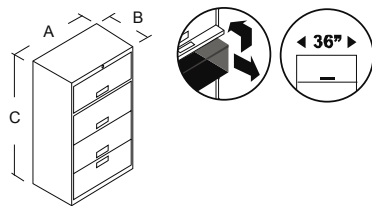
36" wide lateral file with four 12" drawers .



| | | | | | | | | |
|----|----|--------------------------------|----|----------------|------|------|------|-----|
| 36 | 18 | 53 ³ / ₈ | 45 | 45-41-036-3S33 | 1150 | 1262 | 22,9 | 169 |
|----|----|--------------------------------|----|----------------|------|------|------|-----|

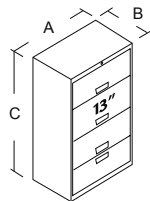
36" wide lateral file with four drawers (three 12" drawers and one 13" drawer).
The "Shelf" option and NOKI lock positioned at **mid-height** cannot be specified for this unit.

WITH RECEDING DOORS



| | | | | | | | | |
|----|----|--------------------------------|----|----------------|------|------|------|-----|
| 36 | 18 | 53 ³ / ₈ | 45 | 45-41-036-1113 | 1297 | 1409 | 22,9 | 169 |
| | | | 47 | 47-41-036-1113 | 1352 | 1464 | 22,9 | 169 |

36" wide lateral file with four 12" drawers .
Bottom drawer has a fixed front.



| | | | | | | | | |
|----|----|--------------------------------|----|----------------|------|------|------|-----|
| 36 | 18 | 53 ³ / ₈ | 45 | 45-41-036-1T13 | 1311 | 1423 | 22,9 | 169 |
|----|----|--------------------------------|----|----------------|------|------|------|-----|

36" wide lateral file with four drawers (three 12" drawers and one 13" drawer).
The "Shelf" option and NOKI lock positioned at **mid-height** cannot be specified for this unit.
Bottom drawer has a fixed front.

45 or 47 series lateral files. Side-to-side hanging bars and chrome lock included.

⌘ : Lateral file is available as an Express product, add **K** before the code, Black (3067) or Sand (3009), see p.2.

| SPECIFY | | OPTIONS | | |
|----------------------|------------------------|------------------------|------------------------|------------------------|
| Code | Color | Shelf | C-Weight | Lock |
| <input type="text"/> | - <input type="text"/> | - <input type="text"/> | - <input type="text"/> | - <input type="text"/> |

Specify Code : Consult the product code above.

Color : Specify the enamel finish, refer to p.2 and to the Artopex enamel charts.

* For metallic colors 3311, 3356 & 3370, consult the "Metallic" price column.

Options Shelf : To add a roll-out posting shelf over the 3rd drawer, add code **RS**, add \$107, see p.3.

Counterweight : To add a counterweight, add code **1CW**, add \$96.

Lock : • Key alike option on the lock : Assign code **K01** to the parts of the first office or storage group, **K02** to the parts of the second office or group and so on and so forth in order to group parts with identical keys. Option offered without charge, see p.3.

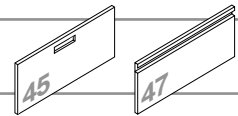
• NOKI electronic lock option, see p.3 :

- Battery powered add \$75, add code **LT1** (top of storage) or **LM1** (mid-height, 36"H).

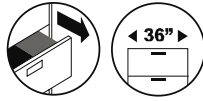
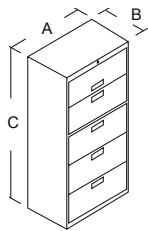
- AC power supply add \$100, add code **LT2** (top of storage) or **LM2** (mid-height, 36"H).

* The NOKI lock located at mid-height (LM1 & LM2) is not available when the "Shelf" option is selected or when it is installed on a lateral file with a 13" drawer.

45 & 47 Lateral Files




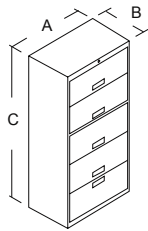
5-DRAWER LATERAL FILES WITH FIXED FRONTS



| Dimensions | | | Series | Code | Price | | Specifications | |
|------------|----|--------|--------|-----------------|----------|----------|----------------|-----|
| A | B | C | | | Standard | Metallic | Cu.Ft. | lb |
| 36 | 18 | 65 1/2 | X 45 | 45-51-036-13333 | 1411 | 1551 | 27,9 | 207 |
| | | | X 47 | 47-51-036-13333 | 1514 | 1654 | 27,9 | 207 |

36" wide lateral file with five 12" drawers .
The top drawer is a roll-out shelf with a receding door.

WITH RECEDING DOORS



| | | | | | | | | |
|----|----|--------|----|-----------------|------|------|------|-----|
| 36 | 18 | 65 1/2 | 45 | 45-51-036-11113 | 1535 | 1675 | 27,9 | 207 |
| | | | 47 | 47-51-036-11113 | 1637 | 1777 | 27,9 | 207 |

36" wide lateral file with five 12" drawers .
Bottom drawer has a fixed front.

45 or 47 series lateral files. Side-to-side hanging bars and chrome lock included.

X : Lateral file is available as an Express product, add K before the code, Black (3067) or Sand (3009), see p.2.

SPECIFY

| Code | Color | Shelf | C-Weight | Lock |
|----------------------|------------------------|------------------------|------------------------|------------------------|
| <input type="text"/> | - <input type="text"/> | - <input type="text"/> | - <input type="text"/> | - <input type="text"/> |

OPTIONS

Specify Code : Consult the product code above.

Color : Specify the enamel finish, refer to p.2 and to the Artopex enamel charts.

* For metallic colors 3311, 3356 & 3370, consult the "Metallic" price column.

Options Shelf : To add a roll-out posting shelf over the 3rd drawer, add code RS, add \$107, see p.3.

Counterweight : To add a counterweight, add code 1CW, add \$96.

Lock : • Key alike option on the lock : Assign code K01 to the parts of the first office or storage group, K02 to the parts of the second office or group and so on and so forth in order to group parts with identical keys. Option offered without charge, see p.3.

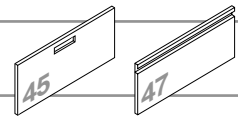
• NOKI electronic lock option, see p.3 :

- Battery powered add \$75, add code LT1 (top of storage) or LM1 (mid-height, 36"H).

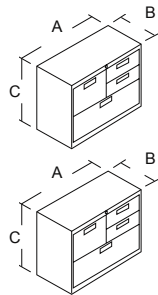
- AC power supply add \$100, add code LT2 (top of storage) or LM2 (mid-height, 36"H).

* The NOKI lock located at mid-height (LM1 & LM2) is not available when the "Shelf" option is selected.

45 & 47 Combined Lateral Files

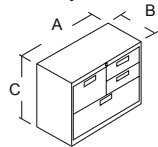


COMBINED LATERAL FILES WITH DRAWERS



| Dimensions | | | Series | Code | Price | | Specifications | |
|------------|----|--------------------------------|--------|-----------------------|----------|----------|----------------|----|
| A | B | C | | | Standard | Metallic | Cu.Ft. | Lb |
| 36 | 18 | 25 ⁵ / ₈ | 45 | 45-2S-036-FUU3 | 1240 | 1296 | 11,1 | 97 |
| | | | 47 | 47-2S-036-FUU3 | 1289 | 1345 | 11.1 | 97 |

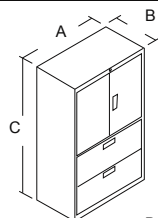
36" wide combined lateral file with one 11" drawer, two 5½" drawers and one 11" lateral file drawer.
Can be positioned under a surface placed at 29" H.



| | | | | | | | | |
|----|----|--------------------------------|----|-----------------------|------|------|------|-----|
| 36 | 18 | 27 ⁷ / ₈ | 45 | 45-21-036-FUU3 | 1190 | 1246 | 12,2 | 100 |
| | | | 47 | 47-21-036-FUU3 | 1238 | 1294 | 12,2 | 100 |

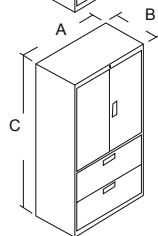
36" wide combined lateral file with one 12" drawer, two 6" drawers and one 12" lateral file drawer.

WITH DOORS



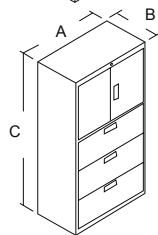
| | | | | | | | | |
|----|----|--------------------------------|----|----------------------|------|------|------|-----|
| 36 | 18 | 53 ³ / ₈ | 45 | 45-49-036-Y33 | 1663 | 1775 | 22,9 | 193 |
| | | | 47 | 47-49-036-Y33 | 1696 | 1808 | 22,9 | 193 |

36" wide combined lateral cabinet with two 12" lateral file drawers.
Cabinet section comes with 2 adjustable shelves.



| | | | | | | | | |
|----|----|--------------------------------|----|-----------------------|------|------|------|-----|
| 36 | 18 | 65 ¹ / ₂ | 45 | 45-59-036-YY33 | 1773 | 1913 | 27,9 | 231 |
| | | | 47 | 47-59-036-YY33 | 1829 | 1969 | 27,9 | 231 |

36" wide combined lateral cabinet with two 12" lateral file drawers.
Cabinet section comes with 2 adjustable shelves.



| | | | | | | | | |
|----|----|--------------------------------|----|-----------------------|------|------|------|-----|
| 36 | 18 | 65 ¹ / ₂ | 45 | 45-59-036-Y333 | 1850 | 1990 | 27,9 | 231 |
| | | | 47 | 47-59-036-Y333 | 1926 | 2066 | 27,9 | 231 |

36" wide combined lateral cabinet with three 12" lateral file drawers.
Cabinet section comes with 1 adjustable shelf.

45 or 47 series storage units. Side-to-side hanging bars and chrome lock included.

| SPECIFY | | OPTIONS | |
|----------------------|------------------------|------------------------|------------------------|
| Code | Color | C-Weight | Lock |
| <input type="text"/> | - <input type="text"/> | - <input type="text"/> | - <input type="text"/> |

Specify Code : Consult the product code above.

Color : Specify the enamel finish, refer to p.2 and to the Artopex enamel charts.

* For metallic colors 3311, 3356 & 3370, consult the "Metallic" price column.

Options Counterweight (lateral file) : To add a counterweight, add code **1CW**, add \$96.

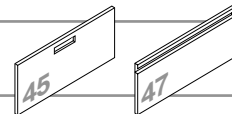
Lock : • Key alike option on the lock : Assign code **K01** to the parts of the first office or storage group, **K02** to the parts of the second office or group and so on and so forth in order to group parts with identical keys. Option offered without charge, see p.3.

• NOKI electronic lock option, see p.3 (available on the FUU3 combined lateral file only) :

- Battery powered, add code **LT1**, add \$75.

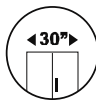
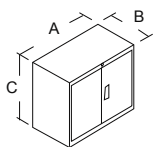
- AC power supply, add code **LT2**, add \$100.

45 & 47 Cabinets



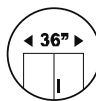
CABINETS

24" HIGH



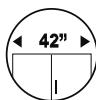
| Dimensions | | | Series | Code | Price | | Specifications | |
|------------|----|--------------------------------|--------|-------------|----------|----------|----------------|----|
| A | B | C | | | Standard | Metallic | Cu.Ft. | Lb |
| 30 | 18 | 27 ⁷ / ₈ | 45 | 45-28-030-Y | 748 | 804 | 10 | 63 |
| | | | 47 | 47-28-030-Y | 766 | 822 | 10 | 63 |

30" wide cabinet with 1 adjustable shelf.



| | | | | | | | | |
|----|----|--------------------------------|----|-------------|-----|-----|------|----|
| 36 | 18 | 27 ⁷ / ₈ | 45 | 45-28-036-Y | 766 | 822 | 12,2 | 70 |
| | | | 47 | 47-28-036-Y | 785 | 841 | 12,2 | 70 |

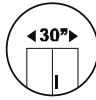
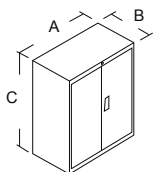
36" wide cabinet with 1 adjustable shelf.



| | | | | | | | | |
|----|----|--------------------------------|----|-------------|-----|-----|------|----|
| 42 | 18 | 27 ⁷ / ₈ | 45 | 45-28-042-Y | 810 | 866 | 14,4 | 77 |
| | | | 47 | 47-28-042-Y | 828 | 884 | 14,4 | 77 |

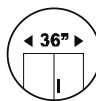
42" wide cabinet with 1 adjustable shelf.

36" HIGH



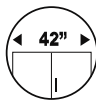
| | | | | | | | | |
|----|----|---------------------------------|----|--------------|-----|-----|------|----|
| 30 | 18 | 40 ¹ / ₁₆ | 45 | 45-38-030-YY | 868 | 952 | 14,2 | 80 |
| | | | 47 | 47-38-030-YY | 886 | 970 | 14,2 | 80 |

30" wide cabinet with 2 adjustable shelves.



| | | | | | | | | |
|----|----|---------------------------------|----|--------------|-----|-----|------|----|
| 36 | 18 | 40 ¹ / ₁₆ | 45 | 45-38-036-YY | 890 | 974 | 17,3 | 90 |
| | | | 47 | 47-38-036-YY | 908 | 992 | 17,3 | 90 |

36" wide cabinet with 2 adjustable shelves.



| | | | | | | | | |
|----|----|---------------------------------|----|--------------|-----|------|------|-----|
| 42 | 18 | 40 ¹ / ₁₆ | 45 | 45-38-042-YY | 939 | 1023 | 20,4 | 100 |
| | | | 47 | 47-38-042-YY | 958 | 1042 | 20,4 | 100 |

42" wide cabinet with 2 adjustable shelves.

45 or 47 series cabinets. Chrome lock included.

Extra shelves and dividers available, see p.12.

Aesthetic interior construction.

SPECIFY

| Code | Color | Lock |
|----------------------|------------------------|------------------------|
| <input type="text"/> | - <input type="text"/> | - <input type="text"/> |

OPTIONS

Specify Code : Consult the product code above.

Color : Specify the enamel finish, refer to p.2 and to the Artopex enamel charts.

* For metallic colors 3311, 3356 & 3370, consult the "Metallic" price column.

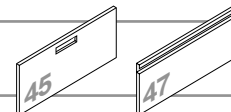
Options Lock : • Key alike option on the lock : Assign code **K01** to the parts of the first office or storage group, **K02** to the parts of the second office or group and so on and so forth in order to group parts with identical keys. Option offered without charge, see p.3.

• NOKI electronic lock option, see p.3 :

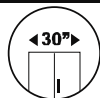
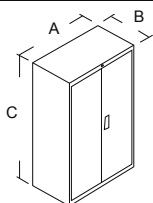
- Battery powered, add code **LT1**, add \$75.

- AC power supply, add code **LT2**, add \$100.

45 & 47 Cabinets

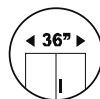


CABINETS 48" HIGH



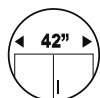
| Dimensions | | | Series | Code | Price | | Specifications | |
|------------|----|--------------------------------|--------|---------------|----------|----------|----------------|-----|
| A | B | C | | | Standard | Metallic | Cu.Ft. | Lb |
| 30 | 18 | 53 ³ / ₈ | 45 | 45-48-030-YYY | 1026 | 1138 | 18,9 | 102 |
| | | | 47 | 47-48-030-YYY | 1045 | 1157 | 18,9 | 102 |

30" wide cabinet with 3 adjustable shelves.



| | | | | | | | | |
|----|----|--------------------------------|----|---------------|------|------|------|-----|
| 36 | 18 | 53 ³ / ₈ | 45 | 45-48-036-YYY | 1051 | 1163 | 22,9 | 115 |
| | | | 47 | 47-48-036-YYY | 1070 | 1182 | 22,9 | 115 |

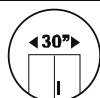
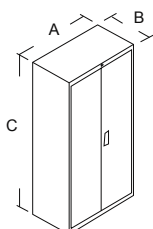
36" wide cabinet with 3 adjustable shelves.



| | | | | | | | | |
|----|----|--------------------------------|----|---------------|------|------|------|-----|
| 42 | 18 | 53 ³ / ₈ | 45 | 45-48-042-YYY | 1117 | 1229 | 26,9 | 128 |
| | | | 47 | 47-48-042-YYY | 1136 | 1248 | 26,9 | 128 |

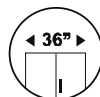
42" wide cabinet with 3 adjustable shelves.

60" HIGH



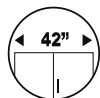
| | | | | | | | | |
|----|----|--------------------------------|----|---------------|------|------|------|-----|
| 30 | 18 | 65 ¹ / ₂ | 45 | 45-58-030-YYY | 1122 | 1262 | 22,8 | 129 |
| | | | 47 | 47-58-030-YYY | 1142 | 1282 | 22,8 | 129 |

30" wide cabinet with 3 adjustable shelves.



| | | | | | | | | |
|----|----|--------------------------------|----|---------------|------|------|------|-----|
| 36 | 18 | 65 ¹ / ₂ | 45 | 45-58-036-YYY | 1150 | 1290 | 27,9 | 145 |
| | | | 47 | 47-58-036-YYY | 1168 | 1308 | 27,9 | 145 |

36" wide cabinet with 3 adjustable shelves.



| | | | | | | | | |
|----|----|--------------------------------|----|---------------|------|------|----|-----|
| 42 | 18 | 65 ¹ / ₂ | 45 | 45-58-042-YYY | 1225 | 1365 | 33 | 161 |
| | | | 47 | 47-58-042-YYY | 1244 | 1384 | 33 | 161 |

42" wide cabinet with 3 adjustable shelves.

45 or 47 series cabinets. Chrome lock included.

Extra shelves and dividers available, see p.12.

Aesthetic interior construction.

SPECIFY OPTIONS

| | | |
|----------------------|------------------------|------------------------|
| Code | Color | Lock |
| <input type="text"/> | - <input type="text"/> | - <input type="text"/> |

Specify Code : Consult the product code above.

Color : Specify the enamel finish, refer to p.2 and to the Artopex enamel charts.

* For metallic colors 3311, 3356 & 3370, consult the "Metallic" price column.

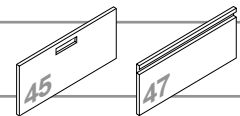
Options Lock : • Key alike option on the lock : Assign code **K01** to the parts of the first office or storage group, **K02** to the parts of the second office or group and so on and so forth in order to group parts with identical keys. Option offered without charge, see p.3.

• NOKI electronic lock option, see p.3 :

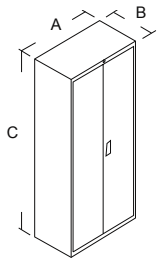
- Battery powered, add code **LT1**, add \$75.

- AC power supply, add code **LT2**, add \$100.

45 & 47 Cabinets



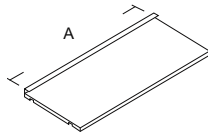
CABINETS 72" HIGH



| Dimensions | | | Series | Code | Price | | Specifications | |
|---|----|--------------------------------|--------|----------------|----------|----------|----------------|-----|
| A | B | C | | | Standard | Metallic | Cu.Ft. | Lb |
| 30 | 18 | 77 ⁵ / ₈ | 45 | 45-68-030-YYYY | 1269 | 1437 | 28 | 150 |
| | | | 47 | 47-68-030-YYYY | 1287 | 1455 | 28 | 150 |
| 30" wide cabinet with 4 adjustable shelves. | | | | | | | | |
| 36 | 18 | 77 ⁵ / ₈ | 45 | 45-68-036-YYYY | 1298 | 1466 | 33 | 170 |
| | | | 47 | 47-68-036-YYYY | 1317 | 1485 | 33 | 170 |
| 36" wide cabinet with 4 adjustable shelves. | | | | | | | | |
| 42 | 18 | 77 ⁵ / ₈ | 45 | 45-68-042-YYYY | 1379 | 1547 | 38 | 190 |
| | | | 47 | 47-68-042-YYYY | 1398 | 1566 | 38 | 190 |
| 42" wide cabinet with 4 adjustable shelves. | | | | | | | | |

Aesthetic interior construction.

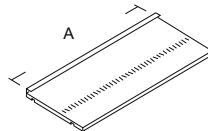
EXTRA SHELVES REGULAR (WITHOUT PERFORATIONS)



| | | | | | |
|----|------------|----|----|-----|---|
| 30 | AC45-Y-030 | 63 | 63 | 0,6 | 7 |
| 36 | AC45-Y-036 | 63 | 63 | 0,8 | 8 |
| 42 | AC45-Y-042 | 63 | 63 | 0,9 | 9 |

30", 36" or 42" wide shelf, without perforations.
Can be installed in the cabinets & bookcases.

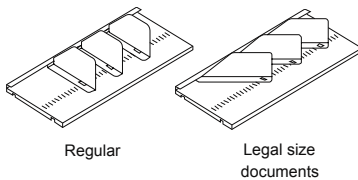
PERFORATED



| | | | | | |
|----|------------|----|----|-----|---|
| 30 | AC45-P-030 | 82 | 82 | 0,6 | 7 |
| 36 | AC45-P-036 | 82 | 82 | 0,8 | 8 |
| 42 | AC45-P-042 | 82 | 82 | 0,9 | 9 |

30", 36" or 42" wide shelf, with perforations for dividers, see below..
Can be installed in the cabinets & bookcases.

DIVIDERS



| | | | | | |
|------------|------------|----|----|-----|-----|
| Regular | AC-04-KL06 | 28 | 28 | 0,2 | 3,8 |
| Legal size | AC-04-KL45 | 49 | 49 | 0,4 | 5,8 |

Dividers for metal shelves and panel-attached shelves in the Take Off system.
Set of 3, specify color.

45 or 47 series cabinets. Chrome lock included.

| SPECIFY | OPTIONS | |
|----------------------|------------------------|------------------------|
| Code | Color | Lock |
| <input type="text"/> | - <input type="text"/> | - <input type="text"/> |

Specify Code : Consult the product code above.

Color : Specify the enamel finish, refer to p.2 and to the Artopex enamel charts.

* For metallic colors 3311, 3356 & 3370, consult the "Metallic" price column (cabinet only).

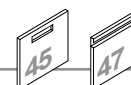
Options Lock (cabinet) : Key alike option on the lock : Assign code **K01** to the parts of the first office or storage group, **K02** to the parts of the second office or group and so on and so forth in order to group parts with identical keys. Option offered without charge, see p.3.

NOKI electronic lock option, see p.3 :

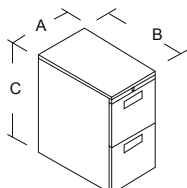
- Battery powered, add code **LT1**, add \$75.

- AC power supply, add code **LT2**, add \$100.

45 & 47 Pedestals

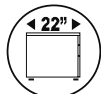


PEDESTALS 26³/₁₆"H 12-12 DRAWERS




| Dimensions | | | Series | Code | Price | | Specifications | |
|------------|----|---------------------------------|--------|--------------|----------|----------|----------------|----|
| A | B | C | | | Standard | Metallic | Cu.Ft. | Lb |
| 15 | 18 | 26 ³ / ₁₆ | 45 | MP45-18-1212 | 610 | 650 | 4,8 | 65 |
| 15 | 18 | 26 ³ / ₁₆ | 47 | MP47-18-1212 | 645 | 685 | 4,8 | 65 |

18" deep pedestal with two 12" drawers.



| | | | | | | | | |
|----|----|---------------------------------|----|--------------|-----|-----|-----|----|
| 15 | 22 | 26 ³ / ₁₆ | 45 | MP45-22-1212 | 653 | 693 | 6,8 | 75 |
| 15 | 22 | 26 ³ / ₁₆ | 47 | MP47-22-1212 | 687 | 727 | 6,8 | 75 |

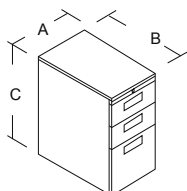
22" deep pedestal with two 12" drawers.



| | | | | | | | | |
|----|----|---------------------------------|----|--------------|-----|-----|-----|----|
| 15 | 28 | 26 ³ / ₁₆ | 45 | MP45-28-1212 | 764 | 804 | 9,7 | 90 |
| 15 | 28 | 26 ³ / ₁₆ | 47 | MP47-28-1212 | 798 | 838 | 9,7 | 90 |


28" deep pedestal with two 12" drawers.

6-6-12 DRAWERS



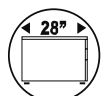
| | | | | | | | | |
|----|----|---------------------------------|----|--------------|-----|-----|-----|----|
| 15 | 18 | 26 ³ / ₁₆ | 45 | MP45-18-6612 | 681 | 721 | 4,8 | 65 |
| 15 | 18 | 26 ³ / ₁₆ | 47 | MP47-18-6612 | 730 | 770 | 4,8 | 65 |

18" deep pedestal with two 6" drawers and one 12" drawer.



| | | | | | | | | |
|----|----|---------------------------------|----|--------------|-----|-----|-----|----|
| 15 | 22 | 26 ³ / ₁₆ | 45 | MP45-22-6612 | 730 | 770 | 6,8 | 75 |
| 15 | 22 | 26 ³ / ₁₆ | 47 | MP47-22-6612 | 778 | 818 | 6,8 | 75 |

22" deep pedestal with two 6" drawers and one 12" drawer.



| | | | | | | | | |
|----|----|---------------------------------|----|--------------|-----|-----|-----|----|
| 15 | 28 | 26 ³ / ₁₆ | 45 | MP45-28-6612 | 820 | 860 | 9,7 | 90 |
| 15 | 28 | 26 ³ / ₁₆ | 47 | MP47-28-6612 | 869 | 909 | 9,7 | 90 |

28" deep pedestal with two 6" drawers and one 12" drawer.

45 or 47 series pedestals. Chrome lock included.

Height on levellers : 26³/₁₆"

Height on casters : 27¹¹/₁₆"

| SPECIFY | | OPTIONS | | | |
|----------------------|------------------------|------------------------|------------------------|------------------------|--|
| Code | Color | Casters | C-Weight | Lock | |
| <input type="text"/> | - <input type="text"/> | - <input type="text"/> | - <input type="text"/> | - <input type="text"/> | |

Specify Code : Consult the product code above.

Color : Specify the enamel finish, refer to p.2 and to the Artopex enamel charts.

* For metallic colors 3311, 3356 & 3370, consult the "Metallic" price column.

Options Casters : Adjustable levellers included. To replace them with casters (5), add code **CA**, add \$68.

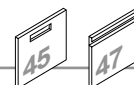
Counterweight : To add a counterweight, add code **CW**, add \$123.

Lock : * Key alike option on the lock : Assign code **K01** to the parts of the first office or storage group, **K02** to the parts of the second office or group and so on and so forth in order to group parts with identical keys. Option offered without charge, see p.3.

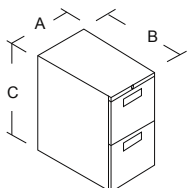
* NOKI electronic lock option, see p.3 :

- Battery powered, add code **LT1**, add \$75.

45 & 47 Pedestals



PEDESTALS 25¹/₂"H 12-12 DRAWERS



| Dimensions | | | Series | Code | Price | | Specifications | |
|------------|----|--------------------------------|--------|--------------|----------|----------|----------------|----|
| A | B | C | | | Standard | Metallic | Cu.Ft. | lb |
| 15 | 18 | 25 ¹ / ₂ | 45 | MS45-18-1212 | 576 | 616 | 4,8 | 65 |
| 15 | 18 | 25 ¹ / ₂ | 47 | MS47-18-1212 | 611 | 651 | 4,8 | 65 |

18" deep pedestal with two 12" drawers.



| | | | | | | | | |
|----|----|--------------------------------|----|--------------|-----|-----|-----|----|
| 15 | 22 | 25 ¹ / ₂ | 45 | MS45-22-1212 | 614 | 654 | 6,8 | 75 |
| 15 | 22 | 25 ¹ / ₂ | 47 | MS47-22-1212 | 648 | 688 | 6,8 | 75 |

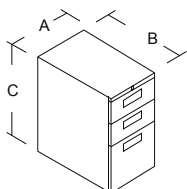
22" deep pedestal with two 12" drawers.



| | | | | | | | | |
|----|----|--------------------------------|----|--------------|-----|-----|-----|----|
| 15 | 28 | 25 ¹ / ₂ | 45 | MS45-28-1212 | 730 | 770 | 9,1 | 90 |
| 15 | 28 | 25 ¹ / ₂ | 47 | MS47-28-1212 | 763 | 803 | 9,1 | 90 |

28" deep pedestal with two 12" drawers.

6-6-12 DRAWERS



| | | | | | | | | |
|----|----|--------------------------------|----|--------------|-----|-----|-----|----|
| 15 | 18 | 25 ¹ / ₂ | 45 | MS45-18-6612 | 669 | 709 | 4,8 | 65 |
| 15 | 18 | 25 ¹ / ₂ | 47 | MS47-18-6612 | 717 | 757 | 4,8 | 65 |

18" deep pedestal with two 6" drawers and one 12" drawer.



| | | | | | | | | |
|----|----|--------------------------------|----|--------------|-----|-----|-----|----|
| 15 | 22 | 25 ¹ / ₂ | 45 | MS45-22-6612 | 716 | 756 | 6,8 | 75 |
| 15 | 22 | 25 ¹ / ₂ | 47 | MS47-22-6612 | 764 | 804 | 6,8 | 75 |

22" deep pedestal with two 6" drawers and one 12" drawer.



| | | | | | | | | |
|----|----|--------------------------------|----|--------------|-----|-----|-----|----|
| 15 | 28 | 25 ¹ / ₂ | 45 | MS45-28-6612 | 809 | 849 | 9,1 | 90 |
| 15 | 28 | 25 ¹ / ₂ | 47 | MS47-28-6612 | 858 | 898 | 9,1 | 90 |

28" deep pedestal with two 6" drawers and one 12" drawer.

45 or 47 series pedestals. Chrome lock included.

Height on levellers : 25¹/₂"

Height on casters : 27"

| SPECIFY | | OPTIONS | | | |
|----------------------|------------------------|------------------------|------------------------|------------------------|--|
| Code | Color | Casters | C-Weight | Lock | |
| <input type="text"/> | - <input type="text"/> | - <input type="text"/> | - <input type="text"/> | - <input type="text"/> | |

Specify Code : Consult the product code above.

Color : Specify the enamel finish, refer to p.2 and to the Artopex enamel charts.

* For metallic colors 3311, 3356 & 3370, consult the "Metallic" price column.

Options Casters : Adjustable levellers included. To replace them with casters (5), add code **CA**, add \$68.

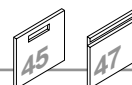
Counterweight : To add a counterweight, add code **CW**, add \$123.

Lock : * Key alike option on the lock : Assign code **K01** to the parts of the first office or storage group, **K02** to the parts of the second office or group and so on and so forth in order to group parts with identical keys. Option offered without charge, see p.3.

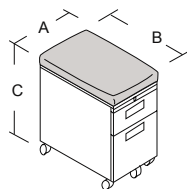
* NOKI electronic lock option, see p.3 :

- Battery powered, add code **LT1**, add \$75.

45 & 47 Pedestals with Cushion



| Dimensions | | | Series | Code | Price | | | | | | | | | | | | | |
|------------|----|-----|--------|----------------------|----------------|--------|--------|--------|--------|--------|--------|--------|--------|--------|--------|--------|---------|--------|
| A | B | C | | | C.O.M. + Gr. 0 | | Gr.1 | | Gr.2 | | Gr.3 | | Gr.4 | | Gr.5 | | Leather | |
| | | | | | Stand. | Metal. | Stand. | Metal. | Stand. | Metal. | Stand. | Metal. | Stand. | Metal. | Stand. | Metal. | Stand. | Metal. |
| 15 | 22 | 23½ | 45 | MP45-22-612CA | 688 | 728 | 690 | 730 | 705 | 745 | 714 | 754 | 718 | 758 | 737 | 777 | 799 | 739 |
| 15 | 22 | 23½ | 47 | MP47-22-612CA | 693 | 733 | 697 | 737 | 712 | 752 | 720 | 760 | 724 | 764 | 746 | 786 | 807 | 847 |



Mobile pedestal with cushion, 22" deep with one 6" drawer & one 12" drawer.

Casters included (5).

Specifications : Weight 60 lb, volume 4.9 cu.ft.

| SPECIFY | | | | OPTIONS | |
|----------------------|------------------------|------------------------|------------------------|---------|--|
| Code | Fabric | Color | Lock | | |
| <input type="text"/> | - <input type="text"/> | - <input type="text"/> | - <input type="text"/> | | |

Specify Code : Consult the product code above.

Fabric : Specify the cushion's fabric, refer to the Artopex seating fabrics sample cards.

Color : Specify the enamel finish, refer to p.2 and to the Artopex enamel charts.

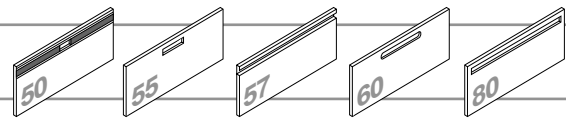
* For metallic colors 3311, 3356 & 3370, consult the "Metallic" price column.

Options Lock : • Key alike option on the lock : Assign code **K01** to the parts of the first office or storage group, **K02** to the parts of the second office or group and so on and so forth in order to group parts with identical keys. Option offered without charge, see p.3.

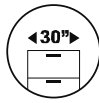
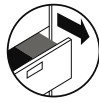
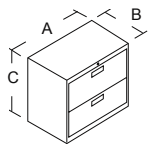
• NOKI electronic lock option, see p.3 :

- Battery powered, add code **LT1**, add \$75.

50, 55, 57, 60 & 80 Lateral Files

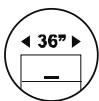
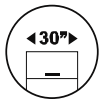
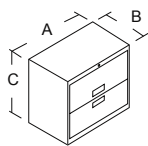


2-DRAWER LATERAL FILES WITH FIXED FRONTS



| Dimensions | | | Series | Code | Price | | Specifications | |
|------------|----|--------------------------------|--------|--------------|----------|----------|----------------|-----|
| A | B | C | | | Standard | Metallic | Cu.Ft. | Lb |
| 30 | 18 | 27 ⁷ / ₈ | 55 | 55-21-030-33 | 893 | 949 | 10 | 93 |
| | | | 57 | 57-21-030-33 | 945 | 1001 | 10 | 93 |
| | | | 60 | 60-21-030-33 | 1015 | 1071 | 10 | 93 |
| | | | 80 | 80-21-030-33 | 1015 | 1071 | 10 | 93 |
| 36 | 18 | 27 ⁷ / ₈ | 50 | 50-21-036-33 | 932 | 988 | 12,2 | 108 |
| | | | 55 | 55-21-036-33 | 932 | 988 | 12,2 | 108 |
| | | | 57 | 57-21-036-33 | 983 | 1039 | 12,2 | 108 |
| | | | 60 | 60-21-036-33 | 1054 | 1110 | 12,2 | 108 |
| 42 | 18 | 27 ⁷ / ₈ | 55 | 55-21-042-33 | 1006 | 1062 | 14,4 | 125 |
| | | | 57 | 57-21-042-33 | 1058 | 1114 | 14,4 | 125 |
| | | | 60 | 60-21-042-33 | 1127 | 1183 | 14,4 | 125 |
| | | | 80 | 80-21-042-33 | 1127 | 1183 | 14,4 | 125 |

WITH RECEDING DOOR



| | | | | | | | | |
|----------------------------------|-----|----------------------------------|----|--------------|------|------|------|-----|
| 30" | 18" | 27 ⁷ / ₈ " | 55 | 55-21-030-13 | 919 | 975 | 10 | 93 |
| | | | 57 | 57-21-030-13 | 972 | 1028 | 10 | 93 |
| | | | 60 | 60-21-030-13 | 1015 | 1071 | 10 | 93 |
| | | | 80 | 80-21-030-13 | 1015 | 1071 | 10 | 93 |
| 30" wide lateral file | | | | | | | | |
| with two 12" drawers . | | | | | | | | |
| Bottom drawer has a fixed front. | | | | | | | | |
| 36" | 18" | 27 ⁷ / ₈ " | 50 | 50-21-036-13 | 959 | 1015 | 12,2 | 108 |
| | | | 55 | 55-21-036-13 | 959 | 1015 | 12,2 | 108 |
| | | | 57 | 57-21-036-13 | 1010 | 1066 | 12,2 | 108 |
| | | | 60 | 60-21-036-13 | 1054 | 1110 | 12,2 | 108 |
| 36" wide lateral file | | | | | | | | |
| with two 12" drawers . | | | | | | | | |
| Bottom drawer has a fixed front | | | | | | | | |
| 42" | 18" | 27 ⁷ / ₈ " | 55 | 55-21-042-13 | 1033 | 1089 | 14,4 | 125 |
| | | | 57 | 57-21-042-13 | 1084 | 1140 | 14,4 | 125 |
| | | | 60 | 60-21-042-13 | 1127 | 1183 | 14,4 | 125 |
| | | | 80 | 80-21-042-13 | 1127 | 1183 | 14,4 | 125 |
| 42" wide lateral file | | | | | | | | |
| with two 12" drawers . | | | | | | | | |
| Bottom drawer has a fixed front. | | | | | | | | |

50, 55, 57, 60 or 80 series lateral files. Side-to-side hanging bars and chrome lock included.

| SPECIFY | | OPTIONS | | | |
|----------------------|------------------------|------------------------|------------------------|------------------------|--|
| Code | Color | Pull | C-Weight | Lock | |
| <input type="text"/> | - <input type="text"/> | - <input type="text"/> | - <input type="text"/> | - <input type="text"/> | |

Specify Code : Consult the product code above.

Color : Specify the enamel finish, refer to p.2 and to the Artopex enamel charts.

* For metallic colors 3311, 3356 & 3370, consult the "Metallic" price column.

Options Pull (60 & 80 series) : Option for a second color for the pull, see p.2.

Counterweight : To add a counterweight, add code **2CW**, add \$192.

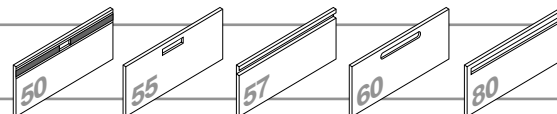
Lock : • Key alike option on the lock : Assign code **K01** to the parts of the first office or storage group, **K02** to the parts of the second office or group and so on and so forth in order to group parts with identical keys. Option offered without charge, see p.3.

• NOKI electronic lock option, see p.3 :

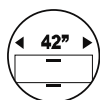
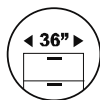
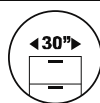
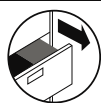
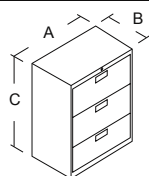
- Battery powered, add code **LT1**, add \$75.

- AC power supply, add code **LT2**, add \$100.

50, 55, 57, 60 & 80 Lateral Files

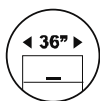
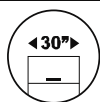
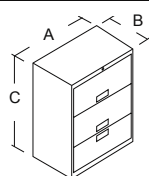


3-DRAWER LATERAL FILES WITH FIXED FRONTS



| Dimensions | | | Series | Code | Price | | Specifications | |
|------------|----|---------------------------------|--------|----------------------|----------|----------|----------------|-----|
| A | B | C | | | Standard | Metallic | Cu.Ft. | Lb |
| 30 | 18 | 40 ¹ / ₁₆ | 55 | 55-31-030-333 | 1144 | 1228 | 14,4 | 132 |
| | | | 57 | 57-31-030-333 | 1204 | 1288 | 14,4 | 132 |
| | | | 60 | 60-31-030-333 | 1336 | 1420 | 14,4 | 132 |
| | | | 80 | 80-31-030-333 | 1336 | 1420 | 14,4 | 132 |
| 36 | 18 | 40 ¹ / ₁₆ | 50 | 50-31-036-333 | 1190 | 1274 | 17,3 | 147 |
| | | | 55 | 55-31-036-333 | 1190 | 1274 | 17,3 | 147 |
| | | | 57 | 57-31-036-333 | 1251 | 1335 | 17,3 | 147 |
| | | | 60 | 60-31-036-333 | 1386 | 1470 | 17,3 | 147 |
| 42 | 18 | 40 ¹ / ₁₆ | 55 | 55-31-042-333 | 1304 | 1388 | 20,4 | 171 |
| | | | 57 | 57-31-042-333 | 1365 | 1449 | 20,4 | 171 |
| | | | 60 | 60-31-042-333 | 1494 | 1578 | 20,4 | 171 |
| | | | 80 | 80-31-042-333 | 1494 | 1578 | 20,4 | 171 |

WITH RECEDING DOORS



| | | | | | | | | |
|----------------------------------|-----|-----------------------------------|----|---------------|------|------|------|-----|
| 30" | 18" | 40 ¹ / ₁₆ " | 55 | 55-31-030-113 | 1195 | 1279 | 14,4 | 132 |
| | | | 57 | 57-31-030-113 | 1256 | 1340 | 14,4 | 132 |
| | | | 60 | 60-31-030-113 | 1336 | 1420 | 14,4 | 132 |
| | | | 80 | 80-31-030-113 | 1336 | 1420 | 14,4 | 132 |
| Bottom drawer has a fixed front. | | | | | | | | |
| 36" | 18" | 40 ¹ / ₁₆ " | 50 | 50-31-036-113 | 1242 | 1326 | 17,3 | 147 |
| | | | 55 | 55-31-036-113 | 1242 | 1326 | 17,3 | 147 |
| | | | 57 | 57-31-036-113 | 1302 | 1386 | 17,3 | 147 |
| | | | 60 | 60-31-036-113 | 1386 | 1470 | 17,3 | 147 |
| Bottom drawer has a fixed front | | | | | | | | |
| 42" | 18" | 40 ¹ / ₁₆ " | 55 | 55-31-042-113 | 1357 | 1441 | 20,4 | 171 |
| | | | 57 | 57-31-042-113 | 1417 | 1501 | 20,4 | 171 |
| | | | 60 | 60-31-042-113 | 1494 | 1578 | 20,4 | 171 |
| | | | 80 | 80-31-042-113 | 1494 | 1578 | 20,4 | 171 |
| Bottom drawer has a fixed front. | | | | | | | | |

50, 55, 57, 60 or 80 series lateral files. Side-to-side hanging bars and chrome lock included.

| SPECIFY | | OPTIONS | | | |
|----------------------|----------------------|----------------------|----------------------|----------------------|--|
| Code | Color | Pull | C-Weight | Lock | |
| <input type="text"/> | <input type="text"/> | <input type="text"/> | <input type="text"/> | <input type="text"/> | |

Specify Code : Consult the product code above.

Color : Specify the enamel finish, refer to p.2 and to the Artopex enamel charts.

* For metallic colors 3311, 3356 & 3370, consult the "Metallic" price column.

Options Pull (60 & 80 series) : Option for a second color for the pull, see p.2.

Counterweight : To add a counterweight, add code **1CW**, add \$96.

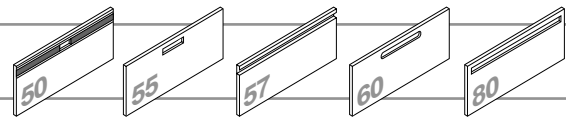
Lock : • Key alike option on the lock : Assign code **K01** to the parts of the first office or storage group, **K02** to the parts of the second office or group and so on and so forth in order to group parts with identical keys. Option offered without charge, see p.3.

• NOKI electronic lock option, see p.3 :

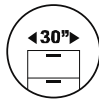
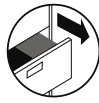
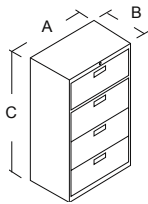
- Battery powered, add code **LT1**, add \$75.

- AC power supply, add code **LT2**, add \$100.

50, 55, 57, 60 & 80 Lateral Files

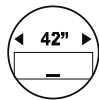
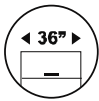
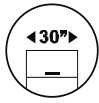
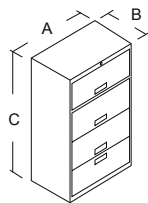


4-DRAWER LATERAL FILES WITH FIXED FRONTS



| Dimensions | | | Series | Code | Price | | Specifications | |
|------------|----|--------------------------------|--------|----------------|----------|----------|----------------|-----|
| A | B | C | | | Standard | Metallic | Cu.Ft. | Lb |
| 30 | 18 | 53 ³ / ₈ | 55 | 55-41-030-3333 | 1427 | 1539 | 18,9 | 175 |
| | | | 57 | 57-41-030-3333 | 1511 | 1623 | 18,9 | 175 |
| | | | 60 | 60-41-030-3333 | 1699 | 1811 | 18,9 | 175 |
| | | | 80 | 80-41-030-3333 | 1699 | 1811 | 18,9 | 175 |
| 36 | 18 | 53 ³ / ₈ | 50 | 50-41-036-3333 | 1479 | 1591 | 22,9 | 193 |
| | | | 55 | 55-41-036-3333 | 1479 | 1591 | 22,9 | 193 |
| | | | 57 | 57-41-036-3333 | 1563 | 1675 | 22,9 | 193 |
| | | | 60 | 60-41-036-3333 | 1751 | 1863 | 22,9 | 193 |
| 42 | 18 | 53 ³ / ₈ | 55 | 55-41-042-3333 | 1573 | 1685 | 26,9 | 220 |
| | | | 57 | 57-41-042-3333 | 1657 | 1769 | 26,9 | 220 |
| | | | 60 | 60-41-042-3333 | 1845 | 1957 | 26,9 | 220 |
| | | | 80 | 80-41-042-3333 | 1845 | 1957 | 26,9 | 220 |

WITH RECEDING DOORS



| | | | | | | | | |
|----------------------------------|-----|----------------------------------|----|----------------|------|------|------|-----|
| 30" | 18" | 53 ³ / ₈ " | 55 | 55-41-030-1113 | 1509 | 1621 | 18,9 | 175 |
| | | | 57 | 57-41-030-1113 | 1592 | 1704 | 18,9 | 175 |
| | | | 60 | 60-41-030-1113 | 1699 | 1811 | 18,9 | 175 |
| | | | 80 | 80-41-030-1113 | 1699 | 1811 | 18,9 | 175 |
| Bottom drawer has a fixed front. | | | | | | | | |
| 36" | 18" | 53 ³ / ₈ " | 50 | 50-41-036-1113 | 1560 | 1672 | 22,9 | 193 |
| | | | 55 | 55-41-036-1113 | 1560 | 1672 | 22,9 | 193 |
| | | | 57 | 57-41-036-1113 | 1645 | 1757 | 22,9 | 193 |
| | | | 60 | 60-41-036-1113 | 1751 | 1863 | 22,9 | 193 |
| Bottom drawer has a fixed front | | | | | | | | |
| 42" | 18" | 53 ³ / ₈ " | 55 | 55-41-042-1113 | 1653 | 1765 | 26,9 | 220 |
| | | | 57 | 57-41-042-1113 | 1738 | 1850 | 26,9 | 220 |
| | | | 60 | 60-41-042-1113 | 1845 | 1957 | 26,9 | 220 |
| | | | 80 | 80-41-042-1113 | 1845 | 1957 | 26,9 | 220 |
| Bottom drawer has a fixed front. | | | | | | | | |

50, 55, 57, 60 or 80 series lateral files. Side-to-side hanging bars and chrome lock included.

SPECIFY

| | | | | | |
|----------------------|------------------------|------------------------|------------------------|------------------------|------------------------|
| Code | Color | Pull | Shelf | C-Weight | Lock |
| <input type="text"/> | - <input type="text"/> | - <input type="text"/> | - <input type="text"/> | - <input type="text"/> | - <input type="text"/> |

OPTIONS

Specify Code : Consult the product code above.

Color : Specify the enamel finish, refer to p.2 and to the Artopex enamel charts.

* For metallic colors 3311, 3356 & 3370, consult the "Metallic" price column.

Options Pull (60 & 80 series) : Option for a second color for the pull, see p.2.

Shelf : To add a roll-out posting shelf over the 3rd drawer, add code **RS**, add \$107, see p.3.

Counterweight : To add a counterweight, add code **1CW**, add \$96.

Lock : • Key alike option on the lock : Assign code **K01** to the parts of the first office or storage group, **K02** to the parts of the second office or group and so on and so forth in order to group parts with identical keys. Option offered without charge, see p.3.

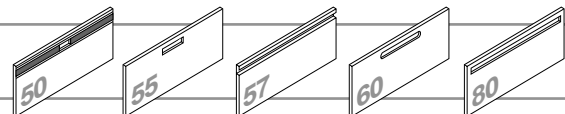
• NOKI electronic lock option, see p.3 :

- Battery powered add \$75, add code **LT1** (top of storage) or **LM1** (mid-height, 36"H).

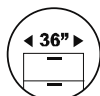
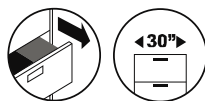
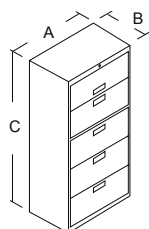
- AC power supply add \$100, add code **LT2** (top of storage) or **LM2** (mid-height, 36"H).

* The NOKI lock located at mid-height (LM1 & LM2) is not available when the "Shelf" option is selected.

50, 55, 57, 60 & 80 Lateral Files



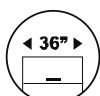
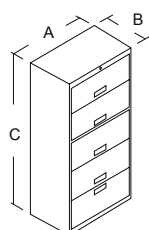
5-DRAWER LATERAL FILES WITH FIXED FRONTS



| Dimensions | | | Series | Code | Price | | Specifications | |
|------------|----|--------|--------|-----------------|----------|----------|----------------|-----|
| A | B | C | | | Standard | Metallic | Cu.Ft. | Lb |
| 30 | 18 | 65 1/2 | 55 | 55-51-030-13333 | 1767 | 1907 | 22,8 | 212 |
| | | | 57 | 57-51-030-13333 | 1870 | 2010 | 22,8 | 212 |
| | | | 60 | 60-51-030-13333 | 2069 | 2209 | 22,8 | 212 |
| | | | 80 | 80-51-030-13333 | 2069 | 2209 | 22,8 | 212 |
| 36 | 18 | 65 1/2 | 50 | 50-51-036-13333 | 1844 | 1984 | 27,9 | 231 |
| | | | 55 | 55-51-036-13333 | 1844 | 1984 | 27,9 | 231 |
| | | | 57 | 57-51-036-13333 | 1946 | 2086 | 27,9 | 231 |
| | | | 60 | 60-51-036-13333 | 2144 | 2284 | 27,9 | 231 |
| 42 | 18 | 65 1/2 | 55 | 55-51-042-13333 | 2094 | 2234 | 33 | 268 |
| | | | 57 | 57-51-042-13333 | 2197 | 2337 | 33 | 268 |
| | | | 60 | 60-51-042-13333 | 2396 | 2536 | 33 | 268 |
| | | | 80 | 80-51-042-13333 | 2396 | 2536 | 33 | 268 |

The top drawer of the above files has a roll-out shelf with a receding door.

WITH RECEDING DOORS



| | | | | | | | | |
|----------------------------------|----|--------------------------------|----|-----------------|------|------|------|-----|
| 30" | 18 | 65 ¹ / ₂ | 55 | 55-51-030-11113 | 1831 | 1971 | 22,8 | 212 |
| | | | 57 | 57-51-030-11113 | 1933 | 2073 | 22,8 | 212 |
| | | | 60 | 60-51-030-11113 | 2069 | 2209 | 22,8 | 212 |
| | | | 80 | 80-51-030-11113 | 2069 | 2209 | 22,8 | 212 |
| Bottom drawer has a fixed front. | | | | | | | | |
| 36" | 18 | 65 ¹ / ₂ | 50 | 50-51-036-11113 | 1907 | 2047 | 27,9 | 231 |
| | | | 55 | 55-51-036-11113 | 1907 | 2047 | 27,9 | 231 |
| | | | 57 | 57-51-036-11113 | 2008 | 2148 | 27,9 | 231 |
| | | | 60 | 60-51-036-11113 | 2144 | 2284 | 27,9 | 231 |
| Bottom drawer has a fixed front | | | | | | | | |
| 42" | 18 | 65 ¹ / ₂ | 55 | 55-51-042-11113 | 2157 | 2297 | 33 | 268 |
| | | | 57 | 57-51-042-11113 | 2260 | 2400 | 33 | 268 |
| | | | 60 | 60-51-042-11113 | 2396 | 2536 | 33 | 268 |
| | | | 80 | 80-51-042-11113 | 2396 | 2536 | 33 | 268 |
| Bottom drawer has a fixed front. | | | | | | | | |

50, 55, 57, 60 or 80 series lateral files. Side-to-side hanging bars and chrome lock included.

| SPECIFY | | OPTIONS | | | |
|----------------------|----------------------|----------------------|----------------------|----------------------|----------------------|
| Code | Color | Pull | Shelf | C-Weight | Lock |
| <input type="text"/> | <input type="text"/> | <input type="text"/> | <input type="text"/> | <input type="text"/> | <input type="text"/> |

Specify Code : Consult the product code above.

Color : Specify the enamel finish, refer to p.2 and to the Artopex enamel charts.

* For metallic colors 3311, 3356 & 3370, consult the "Metallic" price column.

Options Pull (60 & 80 series) : Option for a second color for the pull, see p.2.

Shelf : To add a roll-out posting shelf over the 3rd drawer, add code **RS**, add \$107, see p.3.

Counterweight : To add a counterweight, add code **1CW**, add \$96.

Lock : • Key alike option on the lock : Assign code **K01** to the parts of the first office or storage group, **K02** to the parts of the second office or group and so on and so forth in order to group parts with identical keys. Option offered without charge, see p.3.

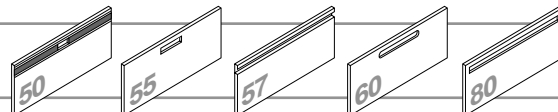
• NOKI electronic lock option, see p.3 :

- Battery powered add \$75, add code **LT1** (top of storage) or **LM1** (mid-height, 36"H).

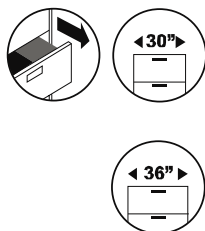
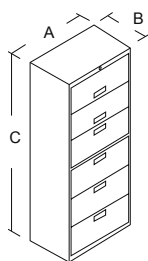
- AC power supply add \$100, add code **LT2** (top of storage) or **LM2** (mid-height, 36"H).

* The NOKI lock located at mid-height (LM1 & LM2) is not available when the "Shelf" option is selected.

50, 55, 57, 60 & 80 Lateral Files



6-DRAWER LATERAL FILES WITH FIXED FRONTS

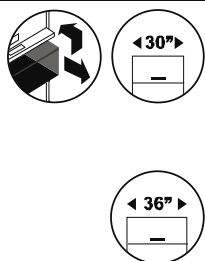
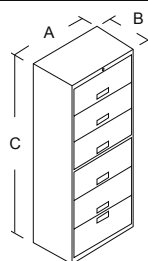


| Dimensions | | | Series | Code | Price | | Specifications | |
|------------|----|--------------------------------|--------|-------------------------|----------|----------|----------------|-----|
| A | B | C | | | Standard | Metallic | Cu.Ft. | Lb |
| 30 | 18 | 77 ⁵ / ₈ | 55 | 55-61-030-213333 | 2200 | 2368 | 28 | 260 |
| | | | 57 | 57-61-030-213333 | 2361 | 2529 | 28 | 260 |
| | | | 60 | 60-61-030-213333 | 2540 | 2708 | 28 | 260 |
| | | | 80 | 80-61-030-213333 | 2540 | 2708 | 28 | 260 |
| 36 | 18 | 77 ⁵ / ₈ | 50 | 50-61-036-213333 | 2200 | 2368 | 33 | 280 |
| | | | 55 | 55-61-036-213333 | 2200 | 2368 | 33 | 280 |
| | | | 57 | 57-61-036-213333 | 2361 | 2529 | 33 | 280 |
| | | | 60 | 60-61-036-213333 | 2540 | 2708 | 33 | 280 |
| | | | 80 | 80-61-036-213333 | 2540 | 2708 | 33 | 280 |

The top drawer of the above files has a fixed shelf with a receding door.

The 2nd to top drawer of the above files has a roll-out shelf with a receding door.

WITH RECEDING DOORS



| | | | | | | | | |
|----------------------------------|-----|----------------------------------|----|------------------|------|------|----|-----|
| 30" | 18" | 77 ⁵ / ₈ " | 55 | 55-61-030-211113 | 2265 | 2433 | 28 | 260 |
| | | | 57 | 57-61-030-211113 | 2427 | 2595 | 28 | 260 |
| | | | 60 | 60-61-030-211113 | 2540 | 2708 | 28 | 260 |
| | | | 80 | 80-61-030-211113 | 2540 | 2708 | 28 | 260 |
| Bottom drawer has a fixed front. | | | | | | | | |
| 36" | 18" | 77 ⁵ / ₈ " | 50 | 50-61-036-211113 | 2265 | 2433 | 33 | 280 |
| | | | 55 | 55-61-036-211113 | 2265 | 2433 | 33 | 280 |
| | | | 57 | 57-61-036-211113 | 2427 | 2595 | 33 | 280 |
| | | | 60 | 60-61-036-211113 | 2540 | 2708 | 33 | 280 |
| Bottom drawer has a fixed front | | | | | | | | |
| | | | 80 | 80-61-036-211113 | 2540 | 2708 | 33 | 280 |

The top drawer of the above files has a fixed shelf with a receding door.

50, 55, 57, 60 or 80 series lateral files. Side-to-side hanging bars and chrome lock included.

| SPECIFY | | OPTIONS | | | |
|----------------------|------------------------|------------------------|------------------------|------------------------|------------------------|
| Code | Color | Pull | Shelf | C-Weight | Lock |
| <input type="text"/> | - <input type="text"/> | - <input type="text"/> | - <input type="text"/> | - <input type="text"/> | - <input type="text"/> |

Specify **Code** : Consult the product code above.

Color : Specify the enamel finish, refer to p.2 and to the Artopex enamel charts.

* For metallic colors 3311, 3356 & 3370, consult the "Metallic" price column.

Options **Pull** (60 & 80 series) : Option for a second color for the pull, see p.2.

Shelf : To add a roll-out posting shelf over the 3rd drawer, add code **RS**, add \$107, see p.3.

Counterweight : To add a counterweight, add code **1CW**, add \$96.

Lock : • Key alike option on the lock : Assign code **K01** to the parts of the first office or storage group, **K02** to the parts of the second office or group and so on and so forth in order to group parts with identical keys. Option offered without charge, see p.3.

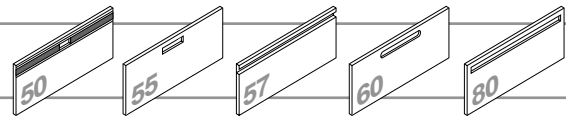
• NOKI electronic lock option, see p.3 :

- Battery powered add \$75, add code **LT1** (top of storage) or **LM1** (mid-height, 36"H).

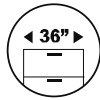
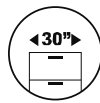
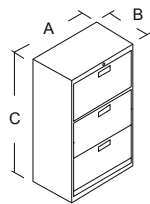
- AC power supply add \$100, add code **LT2** (top of storage) or **LM2** (mid-height, 36"H).

* The NOKI lock located at mid-height (LM1 & LM2) is not available when the "Shelf" option is selected.

50, 55, 57, 60 & 80 Lateral Files

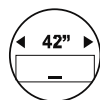
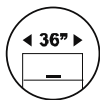
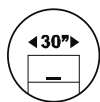
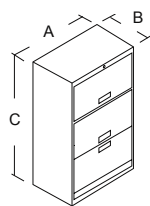


3-DRAWER (15") LATERAL FILES WITH FIXED FRONTS



| Dimensions | | | Series | Code | Price | | Specifications | |
|---|----|--------------------------------|--------|----------------|----------|----------|----------------|-----|
| A | B | C | | | Standard | Metallic | Cu.Ft. | Lb |
| 30 | 18 | 53 ³ / ₈ | 55 | 55-41-030-777X | 1356 | 1468 | 18,9 | 175 |
| | | | 60 | 60-41-030-777X | 1511 | 1623 | 18,9 | 175 |
| | | | 80 | 80-41-030-777X | 1511 | 1623 | 18,9 | 175 |
| 30" wide lateral file with three 15" drawers . | | | | | | | | |
| 36 | 18 | 53 ³ / ₈ | 55 | 55-41-036-777X | 1407 | 1519 | 22,9 | 193 |
| | | | 60 | 60-41-036-777X | 1563 | 1675 | 22,9 | 193 |
| | | | 80 | 80-41-036-777X | 1563 | 1675 | 22,9 | 193 |
| 36" wide lateral file with three 15" drawers . | | | | | | | | |
| 42 | 18 | 53 ³ / ₈ | 55 | 55-41-042-777X | 1501 | 1613 | 26,9 | 220 |
| | | | 60 | 60-41-042-777X | 1657 | 1769 | 26,9 | 220 |
| | | | 80 | 80-41-042-777X | 1657 | 1769 | 26,9 | 220 |
| 42" wide lateral file with three 15" drawers . | | | | | | | | |

WITH RECEDING DOORS



| | | | | | | | | |
|----------------------------------|----|--------------------------------|----|----------------|------|------|------|-----|
| 30 | 18 | 53 ³ / ₈ | 55 | 55-41-030-557X | 1356 | 1468 | 18,9 | 175 |
| | | | 60 | 60-41-030-557X | 1511 | 1623 | 18,9 | 175 |
| | | | 80 | 80-41-030-557X | 1511 | 1623 | 18,9 | 175 |
| 30" wide lateral file | | | | | | | | |
| with three 15" drawers . | | | | | | | | |
| Bottom drawer has a fixed front. | | | | | | | | |
| 36 | 18 | 53 ³ / ₈ | 55 | 55-41-036-557X | 1407 | 1519 | 22,9 | 193 |
| | | | 60 | 60-41-036-557X | 1563 | 1675 | 22,9 | 193 |
| | | | 80 | 80-41-036-557X | 1563 | 1675 | 22,9 | 193 |
| 36" wide lateral file | | | | | | | | |
| with three 15" drawers . | | | | | | | | |
| Bottom drawer has a fixed front. | | | | | | | | |
| 42 | 18 | 53 ³ / ₈ | 55 | 55-41-042-557X | 1501 | 1613 | 26,9 | 220 |
| | | | 60 | 60-41-042-557X | 1657 | 1769 | 26,9 | 220 |
| | | | 80 | 80-41-042-557X | 1657 | 1769 | 26,9 | 220 |
| 42" wide lateral file | | | | | | | | |
| with three 15" drawers . | | | | | | | | |
| Bottom drawer has a fixed front. | | | | | | | | |

50, 55, 57, 60 or 80 series lateral files. Side-to-side hanging bars and chrome lock included.
3" filler section at bottom.

| SPECIFY | | OPTIONS | | | |
|----------------------|------------------------|------------------------|------------------------|------------------------|------------------------|
| Code | Color | Pull | Shelf | C-Weight | Lock |
| <input type="text"/> | - <input type="text"/> | - <input type="text"/> | - <input type="text"/> | - <input type="text"/> | - <input type="text"/> |

Specify Code : Consult the product code above.

Color : Specify the enamel finish, refer to p.2 and to the Artopex enamel charts.

* For metallic colors 3311, 3356 & 3370, consult the "Metallic" price column.

Options Pull (60 & 80 series) : Option for a second color for the pull, see p.2.

Shelf : To add a roll-out posting shelf over the 2nd drawer, add code **RS**, add \$107, see p.3.

Counterweight : To add a counterweight, add code **1CW**, add \$96.

Lock : • Key alike option on the lock : Assign code **K01** to the parts of the first office or storage group, **K02** to the parts of the second office or group and so on and so forth in order to group parts with identical keys. Option offered without charge, see p.3.

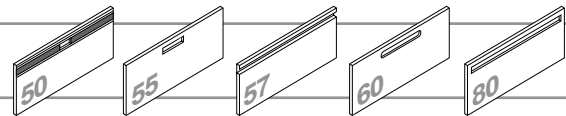
• NOKI electronic lock option, see p.3 :

- Battery powered add \$75, add code **LT1** (top of storage) or **LM1** (mid-height, 33"H).

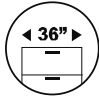
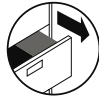
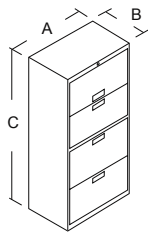
- AC power supply add \$100, add code **LT2** (top of storage) or **LM2** (mid-height, 33"H).

* The NOKI lock located at mid-height (LM1 & LM2) is not available when the "Shelf" option is selected.

50, 55, 57, 60 & 80 Lateral Files



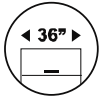
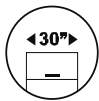
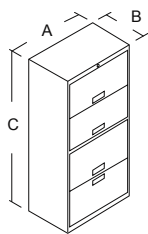
4-DRAWER (15") LATERAL FILES WITH FIXED FRONTS



| Dimensions | | | Series | Code | Price | | Specifications | |
|--|----|--------------------------------|--------|----------------|----------|----------|----------------|-----|
| A | B | C | | | Standard | Metallic | Cu.Ft. | Lb |
| 30 | 18 | 65 ¹ / ₂ | 55 | 55-51-030-5777 | 1702 | 1842 | 22,8 | 212 |
| | | | 60 | 60-51-030-5777 | 1911 | 2051 | 22,8 | 212 |
| | | | 80 | 80-51-030-5777 | 1911 | 2051 | 22,8 | 212 |
| 30" wide lateral file with four 15" drawers . | | | | | | | | |
| 36 | 18 | 65 ¹ / ₂ | 55 | 55-51-036-5777 | 1778 | 1918 | 27,9 | 231 |
| | | | 60 | 60-51-036-5777 | 1986 | 2126 | 27,9 | 231 |
| | | | 80 | 80-51-036-5777 | 1986 | 2126 | 27,9 | 231 |
| 36" wide lateral file with four 15" drawers . | | | | | | | | |
| 42 | 18 | 65 ¹ / ₂ | 55 | 55-51-042-5777 | 2030 | 2170 | 33 | 268 |
| | | | 60 | 60-51-042-5777 | 2236 | 2376 | 33 | 268 |
| | | | 80 | 80-51-042-5777 | 2236 | 2376 | 33 | 268 |
| 42" wide lateral file with four 15" drawers . | | | | | | | | |

The top drawer is a roll-out shelf with a receding door.

WITH RECEDING DOORS



| | | | | | | | | |
|----------------------------------|----|--------------------------------|----|----------------|------|------|------|-----|
| 30 | 18 | 65 ¹ / ₂ | 55 | 55-51-030-5557 | 1702 | 1842 | 22,8 | 212 |
| | | | 60 | 60-51-030-5557 | 1911 | 2051 | 22,8 | 212 |
| | | | 80 | 80-51-030-5557 | 1911 | 2051 | 22,8 | 212 |
| 30" wide lateral file | | | | | | | | |
| with four 15" drawers . | | | | | | | | |
| Bottom drawer has a fixed front. | | | | | | | | |
| 36 | 18 | 65 ¹ / ₂ | 55 | 55-51-036-5557 | 1778 | 1918 | 27,9 | 231 |
| | | | 60 | 60-51-036-5557 | 1986 | 2126 | 27,9 | 231 |
| | | | 80 | 80-51-036-5557 | 1986 | 2126 | 27,9 | 231 |
| 36" wide lateral file | | | | | | | | |
| with four 15" drawers . | | | | | | | | |
| Bottom drawer has a fixed front. | | | | | | | | |
| 42 | 18 | 65 ¹ / ₂ | 55 | 55-51-042-5557 | 2030 | 2170 | 33 | 268 |
| | | | 60 | 60-51-042-5557 | 2236 | 2376 | 33 | 268 |
| | | | 80 | 80-51-042-5557 | 2236 | 2376 | 33 | 268 |
| 42" wide lateral file | | | | | | | | |
| with four 15" drawers . | | | | | | | | |
| Bottom drawer has a fixed front. | | | | | | | | |

50, 55, 57, 60 or 80 series lateral files. Side-to-side hanging bars and chrome lock included.

SPECIFY

| | | | | | |
|----------------------|------------------------|------------------------|------------------------|------------------------|------------------------|
| Code | Color | Pull | Shelf | C-Weight | Lock |
| <input type="text"/> | - <input type="text"/> | - <input type="text"/> | - <input type="text"/> | - <input type="text"/> | - <input type="text"/> |

OPTIONS

Specify Code : Consult the product code above.

Color : Specify the enamel finish, refer to p.2 and to the Artopex enamel charts.

* For metallic colors 3311, 3356 & 3370, consult the "Metallic" price column.

Options Pull (60 & 80 series) : Option for a second color for the pull, see p.2.

Shelf : To add a roll-out posting shelf over the 2nd drawer, add code **R5**, add \$107, see p.3.

Counterweight : To add a counterweight, add code **1CW**, add \$96.

Lock : • Key alike option on the lock : Assign code **K01** to the parts of the first office or storage group, **K02** to the parts of the second office or group and so on and so forth in order to group parts with identical keys. Option offered without charge, see p.3.

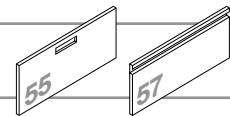
• NOKI electronic lock option, see p.3 :

- Battery powered add \$75, add code **LT1** (top of storage) or **LM1** (mid-height, 30"H).

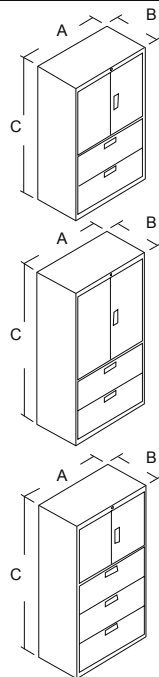
- AC power supply add \$100, add code **LT2** (top of storage) or **LM2** (mid-height, 30"H).

* The NOKI lock located at mid-height (LM1 & LM2) is not available when the "Shelf" option is selected.

55 & 57 Combined File cabinets



COMBINED FILES CABINETS WITH DOORS



| Dimensions | | | Series | Code | Price | | Specifications | |
|------------|----|--------------------------------|--------|---------------|----------|----------|----------------|-----|
| A | B | C | | | Standard | Metallic | Cu.Ft. | Lb |
| 36 | 18 | 53 ³ / ₈ | 55 | 55-49-036-Y33 | 1719 | 1831 | 22,9 | 193 |
| | | | 57 | 57-49-036-Y33 | 1776 | 1888 | 22,9 | 193 |

36" wide combined lateral cabinet with two 12" lateral file drawers.
Cabinet section comes with 2 adjustable shelves.

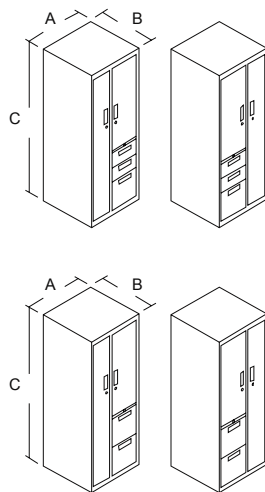
| | | | | | | | | |
|----|----|--------------------------------|----|----------------|------|------|------|-----|
| 36 | 18 | 65 ¹ / ₂ | 55 | 55-59-036-YY33 | 1838 | 1978 | 27,9 | 231 |
| | | | 57 | 57-59-036-YY33 | 1895 | 2035 | 27,9 | 231 |

36" wide combined lateral cabinet with two 12" lateral file drawers.
Cabinet section comes with 2 adjustable shelves.

| | | | | | | | | |
|----|----|--------------------------------|----|----------------|------|------|------|-----|
| 36 | 18 | 65 ¹ / ₂ | 55 | 55-59-036-Y333 | 1945 | 2085 | 27,9 | 231 |
| | | | 57 | 57-59-036-Y333 | 2021 | 2161 | 27,9 | 231 |

36" wide combined lateral cabinet with three 12" lateral file drawers.
Cabinet section comes with 1 adjustable shelf.

WITH WARDROBE



| | | | | | | | | |
|----|----|--------------------------------|----|-------------------|------|------|------|-----|
| 24 | 24 | 65 ¹ / ₂ | 55 | 55-54-024-24-SLCV | 1927 | 2039 | 24,9 | 165 |
| | | | 57 | 57-54-024-24-SLCV | 2009 | 2121 | 24,9 | 165 |

Cabinet with **WARDROBE AT LEFT** (with coat rail), cabinet section has a shelf, two 6" drawers & one 12" drawer.

| | | | | | | | | |
|----|----|--------------------------------|----|-------------------|------|------|------|-----|
| 24 | 24 | 65 ¹ / ₂ | 55 | 55-54-024-24-SRCV | 1927 | 2039 | 24,9 | 165 |
| | | | 57 | 57-54-024-24-SRCV | 2009 | 2121 | 24,9 | 165 |

Cabinet with **WARDROBE AT RIGHT** (with coat rail), cabinet section has a shelf, two 6" drawers & one 12" drawer.

| | | | | | | | | |
|----|----|--------------------------------|----|-------------------|------|------|------|-----|
| 24 | 24 | 65 ¹ / ₂ | 55 | 55-54-024-24-SLDV | 1927 | 2039 | 24,9 | 165 |
| | | | 57 | 57-54-024-24-SLDV | 2009 | 2121 | 24,9 | 165 |

Cabinet with **WARDROBE AT LEFT** (with coat rail), cabinet section has a shelf, two 12" drawers.

| | | | | | | | | |
|----|----|--------------------------------|----|-------------------|------|------|------|-----|
| 24 | 24 | 65 ¹ / ₂ | 55 | 55-54-024-24-SRDV | 1927 | 2039 | 24,9 | 165 |
| | | | 57 | 57-54-024-24-SRDV | 2009 | 2121 | 24,9 | 165 |

Cabinet with **WARDROBE AT RIGHT** (with coat rail), cabinet section has a shelf, two 12" drawers.

55 or 57 series combined units. Side-to-side hanging bars and chrome locks included.

| SPECIFY | OPTIONS | |
|----------------------|------------------------|------------------------|
| Code | Color | Lock |
| <input type="text"/> | - <input type="text"/> | - <input type="text"/> |

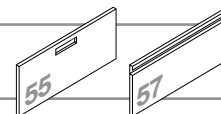
Specify Code : Consult the product code above.

Color : Specify the enamel finish, refer to p.2 and to the Artopex enamel charts.

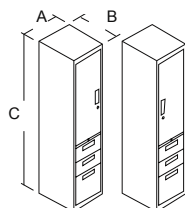
* For metallic colors 3311, 3356 & 3370, consult the "Metallic" price column.

Options Lock : • Key alike option on the lock : Assign code **K01** to the parts of the first office or storage group, **K02** to the parts of the second office or group and so on and so forth in order to group parts with identical keys. Option offered without charge, see p.3.

55 & 57 Vertical Combined Storage Units



VERTICAL COMBINED UNITS

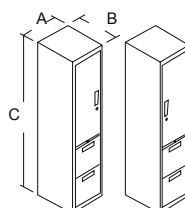


| Dimensions | | | Series | Code | Price | | Specifications | |
|------------|----|--------|--------|-------------------------|----------|----------|----------------|-----|
| A | B | C | | | Standard | Metallic | Cu.Ft. | Lb |
| 15 | 24 | 65 1/2 | 55 | 55-54-015-24-SLC | 1687 | 1799 | 15,5 | 120 |
| | | | 57 | 57-54-015-24-SLC | 1753 | 1865 | 15,5 | 120 |

Cabinet with **HINGES AT LEFT**, cabinet section comes with a shelf, two 6" drawers and one 12" drawer.

| | | | | | | | | |
|----|----|--------|----|-------------------------|------|------|------|-----|
| 15 | 24 | 65 1/2 | 55 | 55-54-015-24-SRC | 1687 | 1799 | 15,5 | 120 |
| | | | 57 | 57-54-015-24-SRC | 1753 | 1865 | 15,5 | 120 |

Cabinet with **HINGES AT RIGHT**, cabinet section comes with a shelf, two 6" drawers and one 12" drawer.

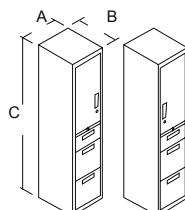


| | | | | | | | | |
|----|----|--------|----|-------------------------|------|------|------|-----|
| 15 | 24 | 65 1/2 | 55 | 55-54-015-24-SLD | 1687 | 1799 | 15,5 | 120 |
| | | | 57 | 57-54-015-24-SLD | 1753 | 1865 | 15,5 | 120 |

Cabinet with **HINGES AT LEFT**, cabinet section comes with a shelf, two 12" drawers.

| | | | | | | | | |
|----|----|--------|----|-------------------------|------|------|------|-----|
| 15 | 24 | 65 1/2 | 55 | 55-54-015-24-SRD | 1687 | 1799 | 15,5 | 120 |
| | | | 57 | 57-54-015-24-SRD | 1753 | 1865 | 15,5 | 120 |

Cabinet with **HINGES AT RIGHT**, cabinet section comes with a shelf, two 12" drawers.



| | | | | | | | | |
|----|----|--------|----|-------------------------|------|------|------|-----|
| 15 | 24 | 65 1/2 | 55 | 55-54-015-24-SLB | 1687 | 1799 | 15,5 | 120 |
| | | | 57 | 57-54-015-24-SLB | 1753 | 1865 | 15,5 | 120 |

Cabinet with **HINGES AT LEFT**, cabinet section comes with a shelf, one 6" drawer and two 12" drawers.

| | | | | | | | | |
|----|----|--------|----|-------------------------|------|------|------|-----|
| 15 | 24 | 65 1/2 | 55 | 55-54-015-24-SRB | 1687 | 1799 | 15,5 | 120 |
| | | | 57 | 57-54-015-24-SRB | 1753 | 1865 | 15,5 | 120 |

Cabinet with **HINGES AT RIGHT**, cabinet section comes with a shelf, one 6" drawer and two 12" drawers.

55 or 57 series combined units. Chrome locks included.

| SPECIFY | | OPTIONS |
|----------------------|------------------------|------------------------|
| Code | Color | Lock |
| <input type="text"/> | - <input type="text"/> | - <input type="text"/> |

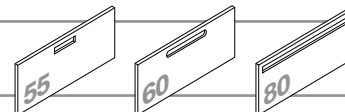
Specify Code : Consult the product code above.

Color : Specify the enamel finish, refer to p.2 and to the Artopex enamel charts.

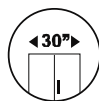
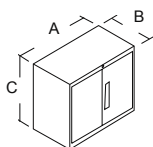
* For metallic colors 3311, 3356 & 3370, consult the "Metallic" price column.

Options Lock : • Key alike option on the lock : Assign code **K01** to the parts of the first office or storage group, **K02** to the parts of the second office or group and so on and so forth in order to group parts with identical keys. Option offered without charge, see p.3.

55, 60 & 80 Cabinets



CABINETS



| Dimensions | | | Series | Code | Price | | Specifications | |
|------------|----|-----------------|--------|--------------------|----------|----------|----------------|----|
| A | B | C | | | Standard | Metallic | Cu.Ft. | Lb |
| 30 | 18 | $27\frac{7}{8}$ | 55 | 55-28-030-Y | 763 | 819 | 10 | 63 |
| | | | 60 | 60-28-030-Y | 837 | 893 | 10 | 63 |
| | | | 80 | 80-28-030-Y | 837 | 893 | 10 | 63 |

30" wide cabinet with 1 adjustable shelf.



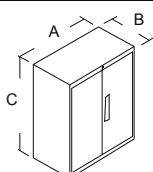
| | | | | | | | | |
|----|----|-----------------|----|--------------------|-----|-----|------|----|
| 36 | 18 | $27\frac{7}{8}$ | 55 | 55-28-036-Y | 782 | 838 | 12,2 | 70 |
| | | | 60 | 60-28-036-Y | 856 | 912 | 12,2 | 70 |
| | | | 80 | 80-28-036-Y | 856 | 912 | 12,2 | 70 |

36" wide cabinet with 1 adjustable shelf.



| | | | | | | | | |
|----|----|-----------------|----|--------------------|-----|-----|------|----|
| 42 | 18 | $27\frac{7}{8}$ | 55 | 55-28-042-Y | 828 | 884 | 14,4 | 77 |
| | | | 60 | 60-28-042-Y | 906 | 962 | 14,4 | 77 |
| | | | 80 | 80-28-042-Y | 906 | 962 | 14,4 | 77 |

42" wide cabinet with 1 adjustable shelf.



| | | | | | | | | |
|----|----|------------------|----|---------------------|-----|------|------|----|
| 30 | 18 | $40\frac{1}{16}$ | 55 | 55-38-030-YY | 901 | 985 | 14,2 | 80 |
| | | | 60 | 60-38-030-YY | 978 | 1062 | 14,2 | 80 |
| | | | 80 | 80-38-030-YY | 978 | 1062 | 14,2 | 80 |

30" wide cabinet with 2 adjustable shelves.



| | | | | | | | | |
|----|----|------------------|----|---------------------|------|------|------|----|
| 36 | 18 | $40\frac{1}{16}$ | 55 | 55-38-036-YY | 922 | 1006 | 17,3 | 90 |
| | | | 60 | 60-38-036-YY | 1000 | 1084 | 17,3 | 90 |
| | | | 80 | 80-38-036-YY | 1000 | 1084 | 17,3 | 90 |

36" wide cabinet with 2 adjustable shelves.



| | | | | | | | | |
|----|----|------------------|----|---------------------|------|------|------|-----|
| 42 | 18 | $40\frac{1}{16}$ | 55 | 55-38-042-YY | 977 | 1061 | 20,4 | 100 |
| | | | 60 | 60-38-042-YY | 1057 | 1141 | 20,4 | 100 |
| | | | 80 | 80-38-042-YY | 1057 | 1141 | 20,4 | 100 |

42" wide cabinet with 2 adjustable shelves.

55, 60 or 80 series cabinets. Chrome lock included.

Extra shelves and dividers available, see p.29.

Aesthetic interior construction.

| SPECIFY | | OPTIONS | |
|----------------------|----------------------|----------------------|----------------------|
| Code | Color | Pull | Lock |
| <input type="text"/> | <input type="text"/> | <input type="text"/> | <input type="text"/> |

Specify Code : Consult the product code above.

Color : Specify the enamel finish, refer to p.2 and to the Artopex enamel charts.

* For metallic colors 3311, 3356 & 3370, consult the "Metallic" price column.

Options Pull (60 & 80 series) : Option for a second color for the pull, see p.2.

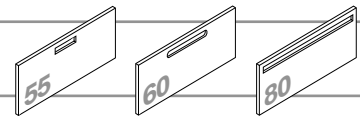
Lock : • Key alike option on the lock : Assign code **K01** to the parts of the first office or storage group, **K02** to the parts of the second office or group and so on and so forth in order to group parts with identical keys. Option offered without charge, see p.3.

• NOKI electronic lock option, see p.3 :

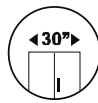
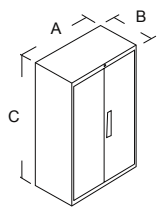
- Battery powered, add code **LT1**, add \$75.

- AC power supply, add code **LT2**, add \$100.

55, 60 & 80 Cabinets

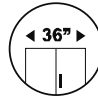


CABINETS



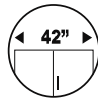
| Dimensions | | | Series | Code | Price | | Specifications | |
|------------|----|--------------------------------|--------|---------------|----------|----------|----------------|-----|
| A | B | C | | | Standard | Metallic | Cu.Ft. | Lb |
| 30 | 18 | 53 ³ / ₈ | 55 | 55-48-030-YYY | 1045 | 1157 | 18,9 | 102 |
| | | | 60 | 60-48-030-YYY | 1119 | 1231 | 18,9 | 102 |
| | | | 80 | 80-48-030-YYY | 1119 | 1231 | 18,9 | 102 |

30" wide cabinet with 3 adjustable shelves.



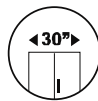
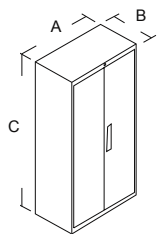
| | | | | | | | | |
|----|----|--------------------------------|----|---------------|------|------|------|-----|
| 36 | 18 | 53 ³ / ₈ | 55 | 55-48-036-YYY | 1068 | 1180 | 22,9 | 115 |
| | | | 60 | 60-48-036-YYY | 1144 | 1256 | 22,9 | 115 |
| | | | 80 | 80-48-036-YYY | 1144 | 1256 | 22,9 | 115 |

36" wide cabinet with 3 adjustable shelves.



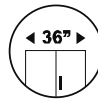
| | | | | | | | | |
|----|----|--------------------------------|----|---------------|------|------|------|-----|
| 42 | 18 | 53 ³ / ₈ | 55 | 55-48-042-YYY | 1137 | 1249 | 26,9 | 128 |
| | | | 60 | 60-48-042-YYY | 1217 | 1329 | 26,9 | 128 |
| | | | 80 | 80-48-042-YYY | 1217 | 1329 | 26,9 | 128 |

42" wide cabinet with 3 adjustable shelves.



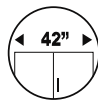
| | | | | | | | | |
|----|----|--------------------------------|----|---------------|------|------|------|-----|
| 30 | 18 | 65 ¹ / ₂ | 55 | 55-58-030-YYY | 1205 | 1345 | 22,8 | 129 |
| | | | 60 | 60-58-030-YYY | 1290 | 1430 | 22,8 | 129 |
| | | | 80 | 80-58-030-YYY | 1290 | 1430 | 22,8 | 129 |

30" wide cabinet with 3 adjustable shelves.



| | | | | | | | | |
|----|----|--------------------------------|----|---------------|------|------|------|-----|
| 36 | 18 | 65 ¹ / ₂ | 55 | 55-58-036-YYY | 1231 | 1371 | 27,9 | 145 |
| | | | 60 | 60-58-036-YYY | 1318 | 1458 | 27,9 | 145 |
| | | | 80 | 80-58-036-YYY | 1318 | 1458 | 27,9 | 145 |

36" wide cabinet with 3 adjustable shelves.



| | | | | | | | | |
|----|----|--------------------------------|----|---------------|------|------|----|-----|
| 42 | 18 | 65 ¹ / ₂ | 55 | 55-58-042-YYY | 1315 | 1455 | 33 | 161 |
| | | | 60 | 60-58-042-YYY | 1406 | 1546 | 33 | 161 |
| | | | 80 | 80-58-042-YYY | 1406 | 1546 | 33 | 161 |

42" wide cabinet with 3 adjustable shelves.

55, 60 or 80 series cabinets. Chrome lock included.

Extra shelves and dividers available, see p.29.

Aesthetic interior construction.

SPECIFY

| Code | Color | Pull | Lock |
|----------------------|------------------------|------------------------|------------------------|
| <input type="text"/> | - <input type="text"/> | - <input type="text"/> | - <input type="text"/> |

OPTIONS

Specify Code : Consult the product code above.

Color : Specify the enamel finish, refer to p.2 and to the Artopex enamel charts.

* For metallic colors 3311, 3356 & 3370, consult the "Metallic" price column.

Options Pull (60 & 80 series) : Option for a second color for the pull, see p.2.

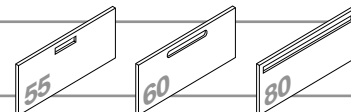
Lock : • Key alike option on the lock : Assign code **K01** to the parts of the first office or storage group, **K02** to the parts of the second office or group and so on and so forth in order to group parts with identical keys. Option offered without charge, see p.3.

• NOKI electronic lock option, see p.3 :

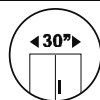
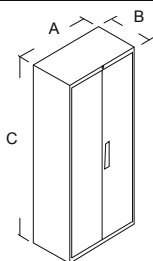
- Battery powered, add code **LT1**, add \$75.

- AC power supply, add code **LT2**, add \$100.

55, 60 & 80 Cabinets

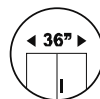


CABINETS



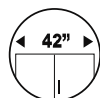
| Dimensions | | | Series | Code | Price | | Specifications | |
|------------|----|--------------------------------|--------|----------------|----------|----------|----------------|-----|
| A | B | C | | | Standard | Metallic | Cu.Ft. | Lb |
| 30 | 18 | 77 ⁵ / ₈ | 55 | 55-68-030-YYYY | 1364 | 1532 | 28 | 150 |
| | | | 60 | 60-68-030-YYYY | 1456 | 1624 | 28 | 150 |
| | | | 80 | 80-68-030-YYYY | 1456 | 1624 | 28 | 150 |

30" wide cabinet with 4 adjustable shelves.



| | | | | | | | | |
|----|----|--------------------------------|----|----------------|------|------|----|-----|
| 36 | 18 | 77 ⁵ / ₈ | 55 | 55-68-036-YYYY | 1393 | 1561 | 33 | 170 |
| | | | 60 | 60-68-036-YYYY | 1487 | 1655 | 33 | 170 |
| | | | 80 | 80-68-036-YYYY | 1487 | 1655 | 33 | 170 |

36" wide cabinet with 4 adjustable shelves.



| | | | | | | | | |
|----|----|--------------------------------|----|----------------|------|------|----|-----|
| 42 | 18 | 77 ⁵ / ₈ | 55 | 55-68-042-YYYY | 1485 | 1653 | 38 | 190 |
| | | | 60 | 60-68-042-YYYY | 1583 | 1751 | 38 | 190 |
| | | | 80 | 80-68-042-YYYY | 1583 | 1751 | 38 | 190 |

42" wide cabinet with 4 adjustable shelves.

55, 60 or 80 series cabinets. Chrome lock included.

Extra shelves and dividers available, see p.29.

Aesthetic interior construction.

| SPECIFY | | OPTIONS | |
|----------------------|------------------------|------------------------|------------------------|
| Code | Color | Pull | Lock |
| <input type="text"/> | - <input type="text"/> | - <input type="text"/> | - <input type="text"/> |

Specify Code : Consult the product code above.

Color : Specify the enamel finish, refer to p.2 and to the Artopex enamel charts.

* For metallic colors 3311, 3356 & 3370, consult the "Metallic" price column.

Options Pull (60 & 80 series) : Option for a second color for the pull, see p.2.

Lock : • Key alike option on the lock : Assign code **K01** to the parts of the first office or storage group, **K02** to the parts of the second office or group and so on and so forth in order to group parts with identical keys. Option offered without charge, see p.3.

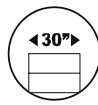
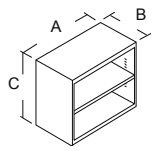
• NOKI electronic lock option, see p.3 :

- Battery powered, add code **LT1**, add \$75.

- AC power supply, add code **LT2**, add \$100.

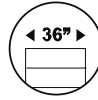
Bookcases

BOOKCASES



| Dimensions | | | Series | Code | Price | | Specifications | |
|------------|----|--------------------------------|--------|-------------|----------|----------|----------------|----|
| A | B | C | | | Standard | Metallic | Cu.Ft. | Lb |
| 30 | 18 | 27 ⁷ / ₈ | 70 | 70-20-030-Y | 461 | 517 | 10 | 51 |

30" wide bookcase with 1 adjustable shelf.



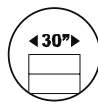
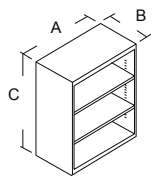
| | | | | | | | | |
|----|----|--------------------------------|----|-------------|-----|-----|------|----|
| 36 | 18 | 27 ⁷ / ₈ | 70 | 70-20-036-Y | 499 | 555 | 12,2 | 56 |
|----|----|--------------------------------|----|-------------|-----|-----|------|----|

36" wide bookcase with 1 adjustable shelf.



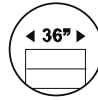
| | | | | | | | | |
|----|----|--------------------------------|----|-------------|-----|-----|------|----|
| 42 | 18 | 27 ⁷ / ₈ | 70 | 70-20-042-Y | 575 | 631 | 14,4 | 60 |
|----|----|--------------------------------|----|-------------|-----|-----|------|----|

42" wide bookcase with 1 adjustable shelf.



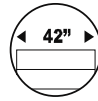
| | | | | | | | | |
|----|----|---------------------------------|----|--------------|-----|-----|------|----|
| 30 | 18 | 40 ¹ / ₁₆ | 70 | 70-30-030-YY | 566 | 650 | 14,2 | 74 |
|----|----|---------------------------------|----|--------------|-----|-----|------|----|

30" wide cabinet with 2 adjustable shelves.



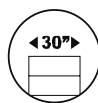
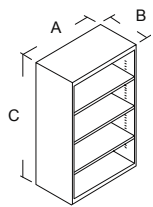
| | | | | | | | | |
|----|----|---------------------------------|----|--------------|-----|-----|------|----|
| 36 | 18 | 40 ¹ / ₁₆ | 70 | 70-30-036-YY | 612 | 696 | 17,3 | 80 |
|----|----|---------------------------------|----|--------------|-----|-----|------|----|

36" wide cabinet with 2 adjustable shelves.



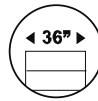
| | | | | | | | | |
|----|----|---------------------------------|----|--------------|-----|-----|------|----|
| 42 | 18 | 40 ¹ / ₁₆ | 70 | 70-30-042-YY | 720 | 804 | 20,4 | 85 |
|----|----|---------------------------------|----|--------------|-----|-----|------|----|

42" wide cabinet with 2 adjustable shelves.



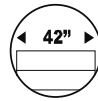
| | | | | | | | | |
|----|----|--------------------------------|----|---------------|-----|-----|------|----|
| 30 | 18 | 53 ³ / ₈ | 70 | 70-40-030-YYY | 708 | 820 | 18,9 | 97 |
|----|----|--------------------------------|----|---------------|-----|-----|------|----|

30" wide cabinet with 3 adjustable shelves.



| | | | | | | | | |
|----|----|--------------------------------|----|---------------|-----|-----|------|-----|
| 36 | 18 | 53 ³ / ₈ | 70 | 70-40-036-YYY | 759 | 871 | 22,9 | 106 |
|----|----|--------------------------------|----|---------------|-----|-----|------|-----|

36" wide cabinet with 3 adjustable shelves.



| | | | | | | | | |
|----|----|--------------------------------|----|---------------|-----|-----|------|-----|
| 42 | 18 | 53 ³ / ₈ | 70 | 70-40-042-YYY | 854 | 966 | 26,9 | 115 |
|----|----|--------------------------------|----|---------------|-----|-----|------|-----|

42" wide cabinet with 3 adjustable shelves.

Extra shelves and dividers available, see p.29.

SPECIFY

| | |
|----------------------|----------------------|
| Code | Color |
| <input type="text"/> | <input type="text"/> |

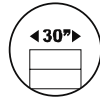
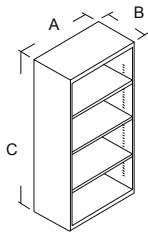
Specify **Code** : Consult the product code above.

Color : Specify the enamel finish, refer to p.2 and to the Artopex enamel charts.

* For metallic colors 3311, 3356 & 3370, consult the "Metallic" price column.

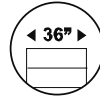
Bookcases

BOOKCASES



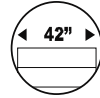
| Dimensions | | | Series | Code | Price | | Specifications | |
|------------|----|--------------------------------|--------|---------------|----------|----------|----------------|-----|
| A | B | C | | | Standard | Metallic | Cu.Ft. | Lb |
| 30 | 18 | 65 ¹ / ₂ | 70 | 70-50-030-YYY | 796 | 936 | 22,8 | 110 |

30" wide cabinet with 3 adjustable shelves.



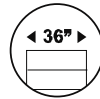
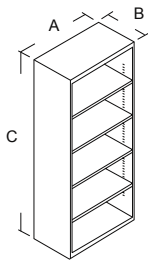
| | | | | | | | | |
|----|----|--------------------------------|----|---------------|-----|------|------|-----|
| 36 | 18 | 65 ¹ / ₂ | 70 | 70-50-036-YYY | 872 | 1012 | 27,9 | 120 |
|----|----|--------------------------------|----|---------------|-----|------|------|-----|

36" wide cabinet with 3 adjustable shelves.



| | | | | | | | | |
|----|----|--------------------------------|----|---------------|------|------|----|-----|
| 42 | 18 | 65 ¹ / ₂ | 70 | 70-50-042-YYY | 1124 | 1264 | 33 | 137 |
|----|----|--------------------------------|----|---------------|------|------|----|-----|

42" wide cabinet with 3 adjustable shelves.

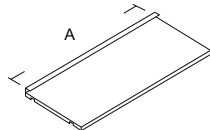


| | | | | | | | | |
|----|----|--------------------------------|----|---------------|------|------|----|-----|
| 36 | 18 | 77 ⁵ / ₈ | 70 | 70-60-036-YYY | 1114 | 1282 | 33 | 132 |
|----|----|--------------------------------|----|---------------|------|------|----|-----|

36" wide cabinet with 4 adjustable shelves.

EXTRA SHELVES

REGULAR (WITHOUT PERFORATIONS)

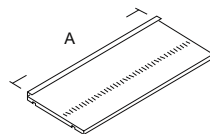


| | | | | | |
|----|------------|----|----|-----|---|
| 30 | AC45-Y-030 | 63 | 63 | 0,6 | 7 |
| 36 | AC45-Y-036 | 63 | 63 | 0,8 | 8 |
| 42 | AC45-Y-042 | 63 | 63 | 0,9 | 9 |

30", 36" or 42" wide shelf, without perforations.

Can ben installed in the cabinets & bookcases.

PERFORATED

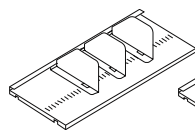


| | | | | | |
|----|------------|----|----|-----|---|
| 30 | AC45-P-030 | 82 | 82 | 0,6 | 7 |
| 36 | AC45-P-036 | 82 | 82 | 0,8 | 8 |
| 42 | AC45-P-042 | 82 | 82 | 0,9 | 9 |

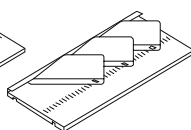
30", 36" or 42" wide shelf, with perforations for dividers, see below..

Can ben installed in the cabinets & bookcases.

DIVIDERS



Regular



Legal size documents

| | | | | | |
|------------|------------|----|----|-----|-----|
| Regular | AC-04-KL06 | 28 | 28 | 0,2 | 3,8 |
| Legal size | AC-04-KL45 | 49 | 49 | 0,4 | 5,8 |

Dividers for metal shelves and panel-attached shelves in the Take Off system.

Set of 3, specify color.

SPECIFY

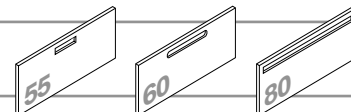
| | |
|----------------------|----------------------|
| Code | Color |
| <input type="text"/> | <input type="text"/> |

Specify **Code** : Consult the product code above.

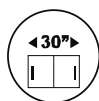
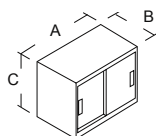
Color : Specify the enamel finish, refer to p.2 and to the Artopex enamel charts.

* For metallic colors 3311, 3356 & 3370, consult the "Metallic" price column (bookcases).

55, 60 & 80 Overfile Cabinets



OVERFILE CABINETS



| Dimensions | | | Series | Code | Price | | Specifications | |
|------------|----|---------------------------------|--------|--------------------|----------|----------|----------------|----|
| A | B | C | | | Standard | Metallic | Cu.Ft. | lb |
| 30 | 18 | 24 ¹ / ₄ | 55 | 55-80-030-B | 568 | 624 | 10 | 69 |
| | | | 60 | 60-80-030-B | 694 | 750 | 10 | 69 |
| | | | 80 | 80-80-030-B | 694 | 750 | 10 | 69 |
| 30 | 18 | 25 ⁷ / ₁₆ | 55 | 55-85-030-B | 568 | 624 | 10 | 74 |
| | | | 60 | 60-85-030-B | 694 | 750 | 10 | 74 |
| | | | 80 | 80-85-030-B | 694 | 750 | 10 | 74 |

30" wide overfile cabinet with 1 shelf and sliding doors.



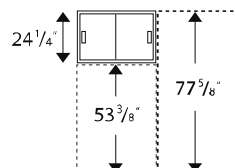
| | | | | | | | | |
|----|----|---------------------------------|----|--------------------|-----|-----|------|----|
| 36 | 18 | 24 ¹ / ₄ | 55 | 55-80-036-B | 611 | 667 | 12,2 | 80 |
| | | | 60 | 60-80-036-B | 716 | 772 | 12,2 | 80 |
| | | | 80 | 80-80-036-B | 716 | 772 | 12,2 | 80 |
| 36 | 18 | 25 ⁷ / ₁₆ | 55 | 55-85-036-B | 611 | 667 | 12,2 | 85 |
| | | | 60 | 60-85-036-B | 716 | 772 | 12,2 | 85 |
| | | | 80 | 80-85-036-B | 716 | 772 | 12,2 | 85 |

36" wide overfile cabinet with 1 shelf and sliding doors.

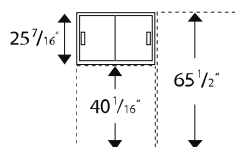


| | | | | | | | | |
|----|----|---------------------------------|----|--------------------|-----|-----|------|----|
| 42 | 18 | 24 ¹ / ₄ | 55 | 55-80-042-B | 654 | 710 | 14,4 | 92 |
| | | | 60 | 60-80-042-B | 774 | 830 | 14,4 | 92 |
| | | | 80 | 80-80-042-B | 774 | 830 | 14,4 | 92 |
| 42 | 18 | 25 ⁷ / ₁₆ | 55 | 55-85-042-B | 654 | 710 | 14,4 | 95 |
| | | | 60 | 60-85-042-B | 774 | 830 | 14,4 | 95 |
| | | | 80 | 80-85-042-B | 774 | 830 | 14,4 | 95 |

42" wide overfile cabinet with 1 shelf and sliding doors.



The top of this overfile cabinet placed on a 48" capacity unit (53³/₈"H.) will line up with the top of a 72" capacity unit (77⁵/₈"H.).



The top of this overfile cabinet placed on a 36" capacity unit (40¹/₁₆"H.) will line up with the top of a 60" capacity unit (65¹/₂"H.).

55, 60 or 80 series overfile cabinets. Lock not included.
Extra shelves and dividers available, see below.

| SPECIFY | OPTIONS | |
|----------------------|------------------------|------------------------|
| Code | Color | Pull |
| <input type="text"/> | - <input type="text"/> | - <input type="text"/> |

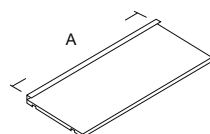
Specify Code : Consult the product code above.

Color : Specify the enamel finish, refer to p.2 and to the Artopex enamel charts.

* For metallic colors 3311, 3356 & 3370, consult the "Metallic" price column.

Options Pull (60 & 80 series) : Option for a second color for the pull, see p.2.

EXTRA SHELVES FOR OVERFILE CABINETS



| | | | | | |
|----|-----------------|----|----|-----|---|
| 30 | AC-B-030 | 63 | 63 | 0,6 | 7 |
| 36 | AC-B-036 | 63 | 63 | 0,8 | 8 |
| 42 | AC-B-042 | 63 | 63 | 0,9 | 9 |

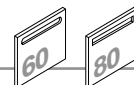
30", 36" or 42" wide shelf, without perforations.
Can be installed in the overfile cabinets.

| SPECIFY |
|------------------------|
| Code |
| <input type="text"/> |
| Color |
| - <input type="text"/> |


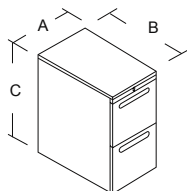
Specify Code : Consult the product code above.

Color : Specify the enamel finish, refer to p.2 and to the Artopex enamel charts.

60 & 80 Pedestals




PEDESTALS 26³/₁₆"H 12-12 DRAWERS




| Dimensions | | | Series | Code | Price | | Specifications | |
|------------|----|---------------------------------|--------|--------------|----------|----------|----------------|----|
| A | B | C | | | Standard | Metallic | Cu.Ft. | Lb |
| 15 | 18 | 26 ³ / ₁₆ | 60 | MP60-18-1212 | 782 | 822 | 4,8 | 65 |
| 15 | 18 | 26 ³ / ₁₆ | 80 | MP80-18-1212 | 782 | 822 | 4,8 | 65 |

18" deep pedestal with two 12" drawers.



| | | | | | | | | |
|----|----|---------------------------------|----|--------------|-----|-----|-----|----|
| 15 | 22 | 26 ³ / ₁₆ | 60 | MP60-22-1212 | 813 | 853 | 6,8 | 75 |
| 15 | 22 | 26 ³ / ₁₆ | 80 | MP80-22-1212 | 813 | 853 | 6,8 | 75 |

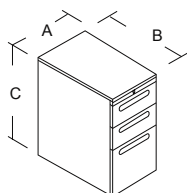
22" deep pedestal with two 12" drawers.



| | | | | | | | | |
|----|----|---------------------------------|----|--------------|-----|-----|-----|----|
| 15 | 28 | 26 ³ / ₁₆ | 60 | MP60-28-1212 | 905 | 945 | 9,7 | 90 |
| 15 | 28 | 26 ³ / ₁₆ | 80 | MP80-28-1212 | 905 | 945 | 9,7 | 90 |


28" deep pedestal with two 12" drawers.

6-6-12 DRAWERS



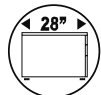
| | | | | | | | | |
|----|----|---------------------------------|----|--------------|-----|-----|-----|----|
| 15 | 18 | 26 ³ / ₁₆ | 60 | MP60-18-6612 | 904 | 944 | 4,8 | 65 |
| 15 | 18 | 26 ³ / ₁₆ | 80 | MP80-18-6612 | 904 | 944 | 4,8 | 65 |

18" deep pedestal with two 6" drawers and one 12" drawer.



| | | | | | | | | |
|----|----|---------------------------------|----|--------------|-----|-----|-----|----|
| 15 | 22 | 26 ³ / ₁₆ | 60 | MP60-22-6612 | 941 | 981 | 6,8 | 75 |
| 15 | 22 | 26 ³ / ₁₆ | 80 | MP80-22-6612 | 941 | 981 | 6,8 | 75 |

22" deep pedestal with two 6" drawers and one 12" drawer.



| | | | | | | | | |
|----|----|---------------------------------|----|--------------|------|------|-----|----|
| 15 | 28 | 26 ³ / ₁₆ | 60 | MP60-28-6612 | 1000 | 1040 | 9,7 | 90 |
| 15 | 28 | 26 ³ / ₁₆ | 80 | MP80-28-6612 | 1000 | 1040 | 9,7 | 90 |

28" deep pedestal with two 6" drawers and one 12" drawer.

60 or 80 series pedestals. Chrome lock included.

Height on levellers : 26³/₁₆"

Height on casters : 27¹¹/₁₆"

| SPECIFY | | OPTIONS | | | | |
|----------------------|------------------------|------------------------|------------------------|------------------------|------------------------|--|
| Code | Color | Pull | Casters | C-Weight | Lock | |
| <input type="text"/> | - <input type="text"/> | - <input type="text"/> | - <input type="text"/> | - <input type="text"/> | - <input type="text"/> | |

Specify Code : Consult the product code above.

Color : Specify the enamel finish, refer to p.2 and to the Artopex enamel charts.

* For metallic colors 3311, 3356 & 3370, consult the "Metallic" price column.

Options Pull (60 & 80 series) : Option for a second color for the pull, see p.2.

Casters : Adjustable levellers included. To replace them with casters (5), add code **CA**, add \$68.

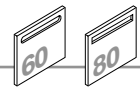
Counterweight : To add a counterweight, add code **CW**, add \$123.

Lock : * Key alike option on the lock : Assign code **K01** to the parts of the first office or storage group, **K02** to the parts of the second office or group and so on and so forth in order to group parts with identical keys. Option offered without charge, see p.3.


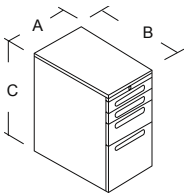
* NOKI electronic lock option, see p.3 :

- Battery powered, add code **LTI**, add \$75.

60 & 80 Pedestals



PEDESTALS 26³/₁₆" H 3-6-12 DRAWERS



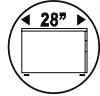
| Dimensions | | | Series | Code | Price | | Specifications | |
|------------|----|---------------------------------|--------|---------------|----------|----------|----------------|----|
| A | B | C | | | Standard | Metallic | Cu.Ft. | Lb |
| 15 | 18 | 26 ³ / ₁₆ | 60 | MP60-18-33612 | 1054 | 1094 | 4,8 | 65 |
| 15 | 18 | 26 ³ / ₁₆ | 80 | MP80-18-33612 | 1054 | 1094 | 4,8 | 65 |

18" deep pedestal with two 3" drawers, one 6" drawer and one 12" drawer.



| | | | | | | | | |
|----|----|---------------------------------|----|---------------|------|------|-----|----|
| 15 | 22 | 26 ³ / ₁₆ | 60 | MP60-22-33612 | 1096 | 1136 | 6,8 | 75 |
| 15 | 22 | 26 ³ / ₁₆ | 80 | MP80-22-33612 | 1096 | 1136 | 6,8 | 75 |

22" deep pedestal with two 3" drawers, one 6" drawer and one 12" drawer.


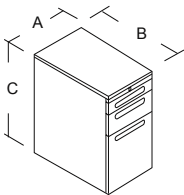


| | | | | | | | | |
|----|----|---------------------------------|----|---------------|------|------|-----|----|
| 15 | 28 | 26 ³ / ₁₆ | 60 | MP60-28-33612 | 1157 | 1197 | 9,7 | 90 |
| 15 | 28 | 26 ³ / ₁₆ | 80 | MP80-28-33612 | 1157 | 1197 | 9,7 | 90 |

28" deep pedestal with two 3" drawers, one 6" drawer and one 12" drawer.

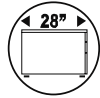
Height on levellers : 26³/₁₆" Height on casters : 27¹¹/₁₆"

3-6-15 DRAWERS



| | | | | | | | | |
|----|----|---------------------------------|----|--------------|-----|-----|-----|----|
| 15 | 22 | 26 ³ / ₁₆ | 60 | MP60-22-3615 | 945 | 985 | 6,8 | 75 |
| 15 | 22 | 26 ³ / ₁₆ | 80 | MP80-22-3615 | 945 | 985 | 6,8 | 75 |

22" deep pedestal with one 3" drawer, one 6" drawer and one 15" drawer.


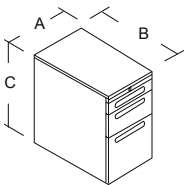


| | | | | | | | | |
|----|----|---------------------------------|----|--------------|-----|------|-----|----|
| 15 | 28 | 26 ³ / ₁₆ | 60 | MP60-28-3615 | 980 | 1020 | 9,7 | 90 |
| 15 | 28 | 26 ³ / ₁₆ | 80 | MP80-28-3615 | 980 | 1020 | 9,7 | 90 |

28" deep pedestal with one 3" drawer, one 6" drawer and one 15" drawer.

Height on levellers : 26³/₁₆" Height on casters : 27¹¹/₁₆"

PEDESTALS 23³/₁₆" H 3-6-12 DRAWERS



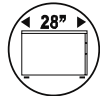
| | | | | | | | | |
|----|----|---------------------------------|----|--------------|-----|-----|-----|----|
| 15 | 18 | 23 ³ / ₁₆ | 60 | MP60-18-3612 | 918 | 958 | 4,8 | 58 |
| 15 | 18 | 23 ³ / ₁₆ | 80 | MP80-18-3612 | 918 | 958 | 4,8 | 58 |

18" deep pedestal with one 3" drawer, one 6" drawer and one 12" drawer.



| | | | | | | | | |
|----|----|---------------------------------|----|--------------|-----|-----|-----|----|
| 15 | 22 | 23 ³ / ₁₆ | 60 | MP60-22-3612 | 954 | 994 | 6,8 | 68 |
| 15 | 22 | 23 ³ / ₁₆ | 80 | MP80-22-3612 | 954 | 994 | 6,8 | 68 |

22" deep pedestal with one 3" drawer, one 6" drawer and one 12" drawer.



| | | | | | | | | |
|----|----|---------------------------------|----|--------------|------|------|-----|----|
| 15 | 28 | 23 ³ / ₁₆ | 60 | MP60-28-3612 | 1006 | 1046 | 9,7 | 84 |
| 15 | 28 | 23 ³ / ₁₆ | 80 | MP80-28-3612 | 1006 | 1046 | 9,7 | 84 |

28" deep pedestal with one 3" drawer, one 6" drawer and one 12" drawer.

Height on levellers : 23³/₁₆" Height on casters : 24¹¹/₁₆"

SPECIFY

| Code | Color | Pull | Casters | C-Weight | Lock |
|----------------------|------------------------|------------------------|------------------------|------------------------|------------------------|
| <input type="text"/> | - <input type="text"/> | - <input type="text"/> | - <input type="text"/> | - <input type="text"/> | - <input type="text"/> |

OPTIONS

Specify Code : Consult the product code above.

Color : Specify the enamel finish, refer to p.2 and to the Artopex enamel charts.

* For metallic colors 3311, 3356 & 3370, consult the "Metallic" price column.

Options Pull (60 & 80 series) : Option for a second color for the pull, see p.2.

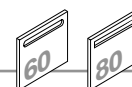
Casters : Adjustable levellers included. To replace them with casters (5), add code **CA**, add \$68.

Counterweight : To add a counterweight, add code **CW**, add \$123 (26³/₁₆" H) or \$91 (23³/₁₆" H).

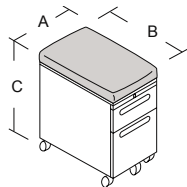
Lock : • Key alike option on the lock : Assign code **K01** to the parts of the first office or storage group, **K02** to the parts of the second office or group and so on and so forth in order to group parts with identical keys. Option offered without charge, see p.3.

• NOKI electronic lock option, see p.3 : - Battery powered, add code **LT1**, add \$75.

60 & 80 Pedestals with Cushion



| Dimensions | | | Series | Code | Price | | | | | | | | | | | | | |
|------------|----|-----|--------|----------------------|----------------|--------|--------|--------|--------|--------|--------|--------|--------|--------|--------|--------|---------|--------|
| A | B | C | | | C.O.M. + Gr. 0 | | Gr.1 | | Gr.2 | | Gr.3 | | Gr.4 | | Gr.5 | | Leather | |
| | | | | | Stand. | Metal. | Stand. | Metal. | Stand. | Metal. | Stand. | Metal. | Stand. | Metal. | Stand. | Metal. | Stand. | Metal. |
| 15 | 22 | 23½ | 60 | MP60-22-612CA | 781 | 821 | 783 | 823 | 798 | 838 | 808 | 848 | 811 | 851 | 831 | 871 | 893 | 933 |
| 15 | 22 | 23½ | 80 | MP80-22-612CA | 805 | 845 | 806 | 846 | 821 | 861 | 830 | 870 | 834 | 874 | 854 | 894 | 917 | 957 |



Mobile pedestal with cushion, 22" deep with one 6" drawer & one 12" drawer.

Casters included (5).

Specifications : Weight 60 lb, volume 4.9 cu.ft.

| SPECIFY | | | | OPTIONS | |
|----------------------|------------------------|------------------------|------------------------|------------------------|--|
| Code | Fabric | Color | Pull | Lock | |
| <input type="text"/> | - <input type="text"/> | - <input type="text"/> | - <input type="text"/> | - <input type="text"/> | |

Specify Code : Consult the product code above.

Fabric : Specify the cushion's fabric, refer to the Artopex seating fabrics sample cards.

Color : Specify the enamel finish, refer to p.2 and to the Artopex enamel charts.

* For metallic colors 3311, 3356 & 3370, consult the "Metallic" price column.

Options Pull (60 & 80 series) : Option for a second color for the pull, see p.2.

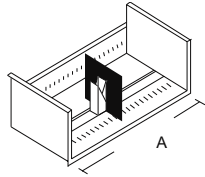
Lock : • Key alike option on the lock : Assign code **K01** to the parts of the first office or storage group, **K02** to the parts of the second office or group and so on and so forth in order to group parts with identical keys. Option offered without charge, see p.3.

• NOKI electronic lock option, see p.3 :

- Battery powered, add code **LT1**, add \$75.

Accessories - Lateral Files

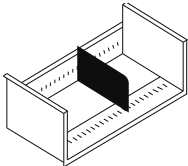
LATERAL FILE DRAWER COMPRESSOR



| Dimensions | | | Series | Code | Price | Specifications | |
|------------|---|---|--------|-----------|-------|----------------|-----|
| A | B | C | | | | Cu.Ft. | lb |
| 30 | | | | AC-04-030 | 41 | 0,1 | 2,8 |
| 36 | | | | AC-04-036 | 41 | 0,1 | 3 |
| 42 | | | | AC-04-042 | 41 | 0,1 | 3,2 |

Compressor with track for 12" or 15" drawers. Black finish.
For drawers with receding door only.

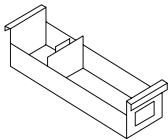
DIVIDER (SOLD BY THE UNIT)



| | | | | |
|-----------------------|-----------|---|-----|-----|
| For 3" drawers | AC-04-281 | 8 | 0,1 | 0,5 |
| For 6" & 9" drawers | AC-04-282 | 8 | 0,1 | 0,8 |
| For 12" & 15" drawers | AC-04-283 | 8 | 0,1 | 1,2 |

Divider, sold by the unit, black finish.

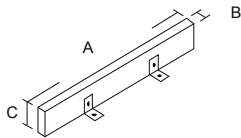
CARD TRAY (SOLD BY THE UNIT)



| | | | | |
|-------------------------|-----------|----|-----|---|
| For 3"x5" cards | AC-04-451 | 61 | 0,3 | 4 |
| For 4"x6" cards | AC-04-452 | 63 | 0,4 | 5 |
| For 3"x8" & 5"x8" cards | AC-04-453 | 64 | 0,5 | 5 |

Card tray, sold by the unit, black finish.

LATERAL FILE COUNTERWEIGHT



| | | | | | | |
|----|-----|---|-----------|-----|-----|----|
| 24 | 1/2 | 6 | AC-04-828 | 107 | 0,2 | 21 |
|----|-----|---|-----------|-----|-----|----|

Counterweight for lateral files, sold separately.

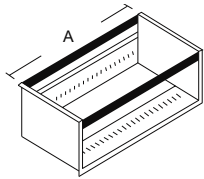
Shipped separately from the storage unit.

Artopex recommends :

- 2 counterweights for 2-drawer file cabinets
- 1 counterweight for 3-drawer file cabinets

For information on the BIFMA requirements, contact Customer Service.

SIDE-TO-SIDE HANGING BAR (SOLD BY THE UNIT)

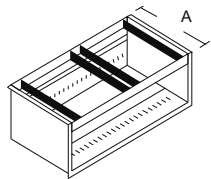


| | | | | |
|----|-----------|---|-----|-----|
| 30 | AC-04-830 | 9 | 0,1 | 1 |
| 36 | AC-04-836 | 9 | 0,1 | 1,2 |
| 42 | AC-04-842 | 9 | 0,1 | 1,4 |

Side-to-side hanging bar, sold by the unit, black finish.

Order 2 per drawer.

FRONT-TO-BACK HANGING BAR (SOLD BY THE UNIT)

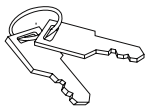


| | | | | |
|----|-----------|---|-----|-----|
| 18 | AC-04-884 | 6 | 0,1 | 0,5 |
|----|-----------|---|-----|-----|

Front-to-back hanging bar, sold by the unit, black finish.

Order 2 per drawer for 30" or 36" wide drawers , 6 for 42" wide drawers.

KEYS



| | | |
|-----------------|-------------|----|
| Master key | AC-04-M248 | 32 |
| Lock barrel key | AC-04-CK248 | 32 |
| Replacement key | AC-04-CLE* | 10 |

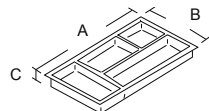
The Master Key allows to lock/unlock all standard Artopex locks.

The Lock Barrel Key allows the insertion & removal of the lock barrel from an Artopex storage unit (Magic Key).

*The Replacement Key code (AC-04-CLE) must be followed by the lock barrel number.

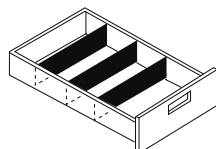
Accessories - Pedestals

| | Dimensions | | | Series | Code | Price | Specifications | |
|--------------------|------------|----|---|--------|---------------|-------|----------------|-----|
| | A | B | C | | | | Cu.Ft. | Lb |
| PENCIL TRAY | | | | | | | | |
| | 12¾ | 5½ | 1 | | MP0814 | 19 | 0,1 | 0,5 |



Pencil tray for pedestal drawer. Black finish.

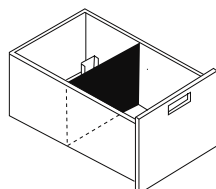
DIVIDERS FOR 6" DRAWER



Divider for 6" pedestal drawer. Black finish.
Set of 3.

| | | | |
|----------------|----|-----|-----|
| MPA0804 | 27 | 0,1 | 1,3 |
|----------------|----|-----|-----|

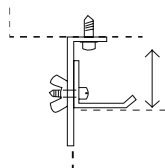
COMPRESSOR FOR 12" DRAWER



| | | | | |
|-----------------------|---------------|----|-----|-----|
| For 18" deep pedestal | MP0818 | 41 | 0,1 | 4,5 |
| For 22" deep pedestal | MP0822 | 41 | 0,1 | 5,5 |
| For 28" deep pedestal | MP0828 | 41 | 0,1 | 7 |

Compressor with rail for 12" drawer (pedestal). Black finish.

ADJUSTABLE STOPPER



Should be installed under the work surface to prevent pedestal from tipping over.
Not required when pedestal is specified with casters.
*Included with 60 & 80 series pedestals with levellers.

| | | | |
|------------|----|-----|---|
| MPS | 28 | 0,1 | 4 |
|------------|----|-----|---|

COUNTERWEIGHT FOR PEDESTAL



| | | | | |
|-------------------------|---------------|-----|-----|----|
| For pedestals 23¼" high | MPAC23 | 107 | 0,2 | 35 |
| For pedestals 26¼" high | MPAC26 | 144 | 0,2 | 37 |

Counterweight for pedestal's stability.
Not required when pedestal is specified with casters.
Shipped separately from the pedestal.

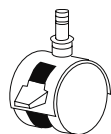
LEVELLERS



Replacement levellers, set of 4.
½" height adjustment.

| | |
|------------|----|
| MP1 | 42 |
|------------|----|

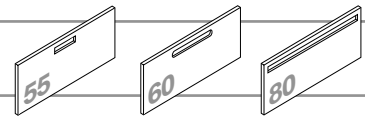
CASTERS



Casters for pedestal. Set of 5 (2 with a brake).
If levellers are replaced with casters, pedestal height will increase 1½".

| | |
|------------|----|
| MP2 | 75 |
|------------|----|

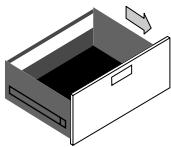
55, 60 & 80 Custom Storage Units



It is possible to special order a file cabinet in the 55, 60 and 80 Series by specifying the number and type of drawer along with the style of cabinet requested. The information below summarizes the different options. Other types outside of the standards can be manufactured depending on the request. **Please speak with your representative or Artopex Customer Service for more information on the conditions and the way to order a custom file cabinet.**

Types and styles of drawers

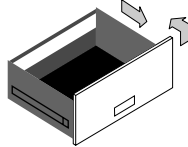
There are 4 types of drawers/shelves offered in different height formats and in 3 sizes: 30", 36" and 42". The 3" drawers have 2 dividers and cannot be locked with a key irrelevant of their position in the cabinet.



Fixed front drawer

Available in the following heights :

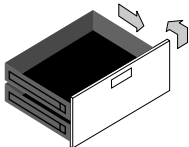
3" (code **E**)
6" (code **O**)
9" (code **9**)
12" (code **3**)
15" (code **7**)



Drawer with receding door and roll-out shelf

Available in the following heights :

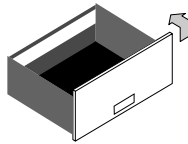
12" (code **1**)
15" (code **5**)



Drawer with receding door and double roll-out shelves

Available in the following heights :

12" (code **4**)
15" (code **V**)



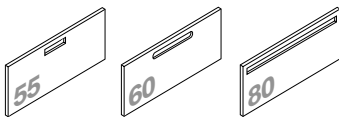
Drawer with receding door and fixed shelf

Available in the following heights :

12" (code **2**)
15" (code **6**)

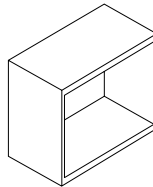
Series

The cabinets that can be custom built are available in the 55, 60 and 80 Series **only**. Please refer to page 2 for the details of these Series.



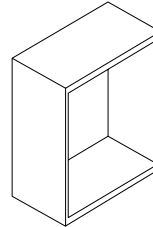
Case format

When ordering a custom cabinet, it is important to confirm that the heights of the drawers correspond to the vertical capacity of the case. For the case of the file cabinets, there are 5 heights and 3 widths: 30", 36" and 42".



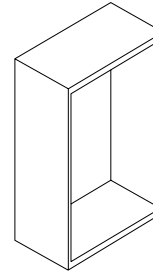
24" H

Available in the following widths :
30", 36" & 42"



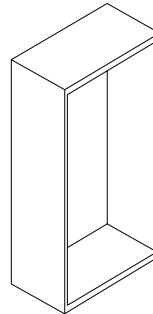
36" H

Available in the following widths :
30", 36" & 42"



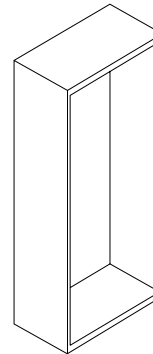
48" H

Available in the following widths :
30", 36" & 42"



60" H

Available in the following widths :
30", 36" & 42"

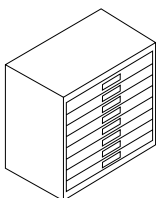


72" H

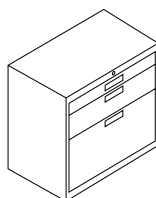
Available in the following widths :
30" & 36"

All of the cases are equipped with levellers, an Interlock system and a standard lock (see p.3).

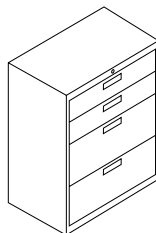
Examples of Custom Cabinets



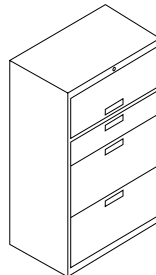
24" H. Case
8x 3" drawers



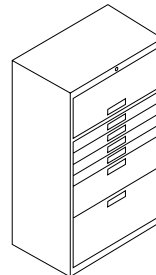
24" H. Case
3" drawer
6" drawer
15" drawer



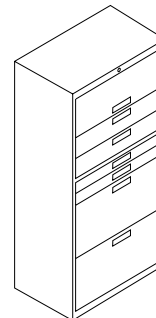
36" H. Case
2x 6" drawers
2x 12" drawers



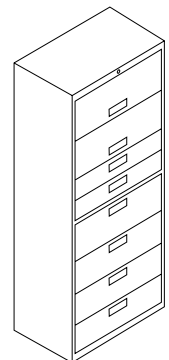
48" H. Case
12" drawer
6" drawer
2x 15" drawers



48" H. Case
12" drawer
4x 3" drawers
9" drawer
15" drawer



60" H. Case
12" drawer
2x 6" drawers
2x 3" drawers
2x 15" drawers



72" H. Case
2x 12" drawers
2x 6" drawers
4x 9" drawers



artopex[®]
the art and the purpose

Head Office
800, Vadnais street
Granby, Quebec J2J 1A7
CANADA

Telephone : 450 378-0189
1 800 363-3040
Fax : 450 378-9712
artopex.com

Conditions & Guarantees

Prices and Payment

All prices shown in this price list are suggested retail prices and are subject to change without notice. Prices do not include installation and shipping costs. Taxes are extra. These prices are guaranteed for 30 days from the date of quotation and are firm and final after acceptance of the order. Orders are invoiced at the time of shipment. Terms of payment are net 30 days from date of invoice. Any products sold by Artopex shall remain its property until fully paid in cash. In the event that the purchaser defaults in the payment of any sum due to Artopex, or in the event the purchaser's financial condition becomes unsatisfactory to Artopex, Artopex reserves the right upon notice to the purchaser, to differ or discontinue shipment of any goods or, to refuse any order until time as the default is corrected or the purchaser provides assurance of payment to Artopex.

Orders

Artopex requires that all orders be submitted in writing to avoid errors and/or duplication. The purchaser is responsible to submit complete orders. Incomplete or incorrect orders (finish colors missing...) will be processed upon reception of the complete information and normal production lead-time will be applied from the date that the complete information is received.

Acknowledgments

Orders will be acknowledged with Artopex acknowledgement forms governing the transaction. The details appearing on this acknowledgment will describe the items to be shipped to the purchaser and the ready to ship date (not the actual shipping date). It is the purchaser's responsibility to verify that the acknowledgment information is correct. If not, the purchaser must notify Artopex within 48 hours in writing. Failure to provide corrections within 48 hours could be subject to extra charges (see Changes and Cancellation).

Changes and Cancellations

Order cancellations or changes are subject to acceptance by Artopex. Special order items and fabric-covered items (standard or COM fabrics) already in production are not subject to change or cancellation under any circumstances.

A) Modifications: Standard product already in production will be subject to a 25% modification surcharge. Changes to the shipping date must be taken into consideration.

B) Cancellations: Artopex reserves the right to invoice the purchaser for any items already in production at the cancellation date and for lost profit on the remaining items.

Storage

Artopex reserves the right to invoice the purchaser for storage charges in specific cases.

Shipping

A) Prices are F.O.B. factory, collect.

B) Artopex will choose the carrier unless otherwise specified by the purchaser. Goods will be handed over to the common carrier in good condition; Artopex liability ceases at this point. Shipping will be done to the purchaser's unloading dock. The purchaser should have an unloading dock able to accommodate 53' trailers and must supply the unloading personnel.

C) Claims: Artopex is not responsible for damage that occurs in transit or in storage. It is the purchaser's responsibility to examine goods upon receipt and to file any claims with the carrier. Failure to provide an adequate description of the lost items or damages to the carrier could result in the carrier refusal to honor the charges. It is the purchaser's responsibility to obtain information on the carrier's claim policies and to send any claims to the carrier. For other policies, contact Customer Service.

D) It is the purchaser's responsibility to file any claims even if the order has been shipped directly to the client.

Return of Goods

A) No merchandise may be returned without Artopex written consent and shipping instructions. If this procedure is not followed, the merchandise will not be accepted by the factory and will be reshipped collect without further notice.

B) Goods must be returned properly packaged and all boxes must be clearly marked with the authorization number.

C) Returns of items authorized by Artopex are subject to a charge of 25% plus freight (& customs if applicable) and repair costs.

Product Specifications

Artopex reserves the right to modify the specifications of products, materials, design or accessories without notice.

Artopex also reserves the right to cease production of any product at any time. The products, accessories, materials and finishes as described in the price list prevail over the content of brochures or folders. The weights and volumes shown on the price lists include packaging and are approximate.

Artopex Lifetime Warranty

Artopex warrants its products are free of defects in design, material and workmanship for as long as the original purchaser owns them.

If written notice of the defect is given to Artopex within the applicable warranty period, Artopex will repair or replace with comparable product, at Artopex option, without charge to the original purchaser, any part or product shipped after July 1, 2001, which fails under normal use as a result of such defect.

This warranty provides limits on the following products:

- Artopex fabrics which are warranted for (5) five years from date of delivery,
- moving and high wear parts such as covering materials/finishes, arm rests, chair bases, foam, wood framed seating products, stacking chairs, glides, slides, casters, user-adjustable worksurface mechanisms, which are warranted for (5) five years of single shift usage from date of delivery, and
- non-standard products, which are warranted for (1) one year from date of delivery.

This warranty does not extend to:

- Customer's Own Material (COM) or special finishes applied to Artopex products,
- product which has been modified or has not been installed or used according to Artopex application and installation guidelines.

On products warranted for a specified number of years of single shift usage, the warranty period will be reduced in a pro-rata manner when the products are used in a manner that exceeds the equivalent of a single shift forty (40) hour work week.

This warranty is the Customer's sole remedy for product defect. This warranty does not cover damage by a carrier in transit. Artopex makes no warranties, including the implied warranties of merchantability or fitness for a particular purpose, other than the express warranties contained herein. There are no other warranties expressed or implied. Artopex shall not be liable for consequential or incidental damages arising from any product defect.