



AffinityTM

Laminate Casegoods



Transcend the typical.



A4A - Jetty Modular Conference Shell and Extended Curved Corner Modular Desk Shell. Combo Cabinet and Wall Mount Overhead Cabinet with Tackboard. Wild Cherry laminate.

Unquestioned quality and fine detailing
for impressive private offices.



A4B - Extended Curved Corner and Rectangular Return Shells with Single-Sided Alexander power/data unit. Double Door Cabinets with worksurface and Wall Mount Overhead Cabinets, one with Aluminum Frames and Glass. Wardrobe Tower with Side Access. 6-High Bookcase. Designer White Wilsonart Solid Surface Top on Sensation X-Base. Apex Mobile Ped. Black and Designer White laminate.

Contemporary or traditional, tailor Affinity
to define your space.





A4G - File/File peds and Double Door Cabinet with worksurface.
Designer Series Cubby Hutch with Aluminum and Frosted Glass doors.
Rectangular top on Impression O-Legs. Prestige Walnut laminate.



Create upscale office solutions
within budget.



A4D - "P" Conference, Extended Corner, and Bridge Shells. 2-High Laterals. Cubby Hutches with Tackboards. Axil Z power/data unit and Evo Monitor Arms. Kensington Maple laminate.

Multiple conference configurations let you choose how to collaborate.



A4C - "P" Conference, Extended Corner, and Bridge Shells. 2-High Laterals. Cubby Hutches with Tackboards. Axil Z power/data unit and Evo Monitor Arms. Bleached Legno and Designer White laminate.

Affinity casegoods integrate technology
in wired and wireless offices.



Indulge your space with Affinity
Designer Series Hutches.





A4H - Bow Modular Desk Shell.
Credenza and Wall Mount Overhead Cabinet.
River Cherry and Designer White laminate.

With endless configurations, be as
simple or sophisticated as you desire.



A4J - File/File peds and Double Door Cabinet with worksurface. Designer Series Cubby Hutch with Aluminum and Frosted Glass doors. Back-painted Glass Boat top on Sensation Y-Base with custom modesty panel. Designer White laminate.

Integrate Affinity with Enwork's portfolio of tables to transcend the typical.



A4K - Combination Cabinets with Aluminum Doors and Frosted Glass. Bookcases with worksurface.
Concurrence Conference Base with white Back-painted Glass top and Alexander Linear power/data unit.
Concurrence Monitor Wall with 4-Drawer Cabinet and Samsung monitor. Kensington Maple laminate.

Affinity storage components enhance
Enwork conference environments.

Standard Affinity Laminates




Kensington
Maple




Wild Cherry



Bleached
Legno



Prestige
Walnut



Select Cherry




River Cherry



Monticello
Maple



Cafelle



Designer
White



Fashion Grey



Slate Grey



Black




A4L - "U" Reception Shell with 3Form panel on stand-offs. Double Door Cabinets, Credenza, and Wall Mount Overhead Cabinet. Designer White and Prestige Walnut laminate.


Additional Laminates Available on Worksurfaces



Neutral Twill



White Tigris




Evening Tigris




Natural Tigris



Titaneum EV



Wallaby



Alabaster

Designer Finishes are available on some Affinity worksurfaces as specials. Contact quotes@enwork.com for more information.

Made in America 

12900 Christopher Drive
Lowell, MI 49331

800.815.7251
www.enwork.com

Specifications subject to change without prior notice. 08/2014

 **Enwork**[®]
Come in. Be inspired.[™]