



The new market leader in Tables.



20' Luminesse LED designer white solid surface top.
Stealth conference base and beam assembly with
Luminesse LED option. Luminesse LED light fixtures.



14' Back-painted glass top. Stealth conference base and beam assembly with removable inner panels.



Luminesse LED conference top



Stealth base with Luminesse LED option



Bent steel infill


Stealth. Expressive detailing.
Impress your clients.





Order #	Date
P103-22	10/22
P101-42	12/12
P98-11	09/15
P331-01	10/11
	09/21

12' Luminesse LED laminate top. Lugano electric height-adjustable conference base. Removable access door standard on one side. Perimeter wall-mount glass whiteboard.



Lugano tapered
mitered base plinth

Lugano. Fixed and Adjustable.
Structural elegance with a pure form.



108" Top on electric
height-adjustable base



60" Fixed height square base





20' Back-painted glass top. Concurrency conference base and beam assembly with segmentation. Concurrency monitor wall with 4-drawers.



Non-segmented base option

Concurrence.
Refined beauty outside.
Technology hidden inside.



12" Conference bases
with access doors



14' Top on Concurrence conference base and
beam assembly with removable inner panels



Wall-mounted monitor wall



Freestanding monitor wall

Media Sharing Tables. Turnkey integrated solutions.

Concurrence Media Sharing Tables support collaboration and facilitate highly interactive meetings. Designed as furniture, not rolling AV racks, all wires, cabling, and technology is neatly hidden between panels and inside the structural trough under the table top.

Video Sharing technology is simple to use. After connecting to your computer, simply press the button on the “Show Me” cable to take control of the display. It’s fast and easy with no password or special software required.

Choose what you need: 2, 4, or 6 HDMI “Show Me” cables; single or dual monitors; seated or standing height; with a single or double mast; storage; segmented trim. A wide variety of top shapes, sizes, edges and finishes are available to meet your requirements.

VS tables are one order from one source without the need for an outside technology integrator. Decide on your table specifications, add the technology, and we can even include a Samsung commercial grade monitor. Plug it in and everything works. We’ve made it simple, and your teams will thank you.



“Show Me” cable button



Pixley benches and Pixley VS table



Top View

Pixley. Defining space with flexibility and fun.



Bench only



Bench with back and power



Bench with back, stadium shelf, and power



Meeting table



12" Statement 2-1/8" ply top on
Statement bases with etched glass infills

Statement. You'll like
what it says and how it works.



Foundation credenza
with ply edge



12' Statement 2-1/8" ply top
on veneer Statement bases



Steel inner channel
to conceal power/data



Floor access



Base miter detail of
exposed baltic birch ply



Cherry veneer (all sides)
with etched glass infill



16' Statement knife edge ply boat top on Foundation base and trough assembly. 6-Door Foundation credenza.



Full access with power/data

8.5”H x 10.5”D trough

Better - Integrated power/data access with cable trough. Base and trough assembly with optional aluminum trim.



Best - Integrated power/data with full top-access to cable trough. Aluminum doors (also available in veneer and laminate).



Good - Individual bases with optional aluminum trim



Drum base



Beverage cart



Lectern on casters



10" Individual bases
with access doors


Coordinate all
your spaces.



Foundation credenza



Buffet credenza



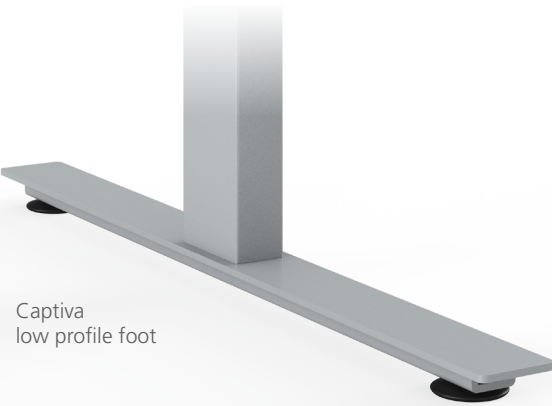
Refrigerator and locking rear access with venting.
For additional credenza options, visit enwork.com.





12' Laminate top on Captiva TT-Legs with optional infill. Perimeter wall-mount porcelain whiteboard.

Captiva. Solutions that work for you.



Captiva low profile foot



T- and C-Legs available on levelers or casters



4-Post X-Base with and without infill



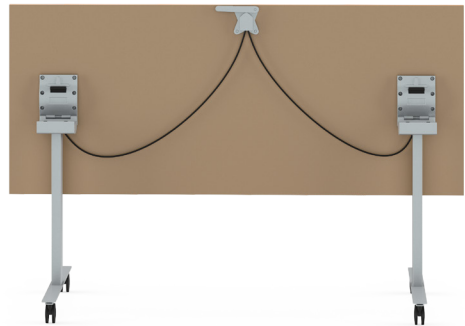
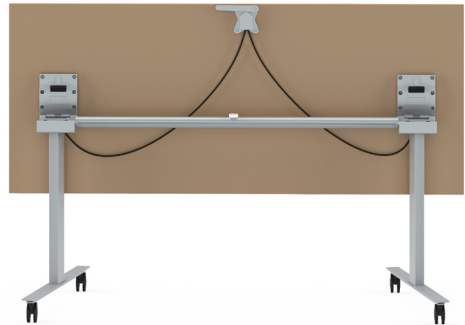
Captiva Classroom tables with double laptop storage and Powerlex modesty. 34" Height-adjustable Captiva Command Center with articulating top.



X-Base at seated and bar height



Powerlex modesty front detail



Angled T-Leg flip base assembly with and without beam

Flip and Adjustable.
Tables that move for you.



Crank height-adjustable base



CT-Series sit/stand electric height-adjustable table



GT-Series sit/stand electric height-adjustable table



XT-Series ANSI/BIFMA range electric height-adjustable table

Electric Bases	XT-Series	GT-Series	CT-Series
Lines	Captiva, Impression	Captiva, Impression	Captiva
Applications	Rectangles, Corners, 120	Rectangles, Corners, 120	Rectangles
Crossbars	Adjustable 48" - 72"	Adjustable 48" - 72"	Fixed
Legs	C-Legs, 2-stage	C-Legs, 1-stage	T-Legs, 1-stage
Height Range	22.6" - 48.3" ANSI/BIFMA	26" - 45" Sit/stand	28.5" - 47.5" Sit/stand
Capacity	300 lbs.	300 lbs.	200 lbs.
Motors	Bosch® motor in each leg	Bosch® motor in each leg	Bosch® motor in each leg



10' Boat top with ultra wood edge. Impression TT-Legs with cable management and optional veneer infill.



Impression
C-Leg tapered
foot



T-Legs



Straight legs



Conference O-Legs



Nesting top shapes
with X-Base



4-Post X-Base with
and without infill

Impression. Sleek
and Sophisticated.



C-Legs with
Powerlex modesty

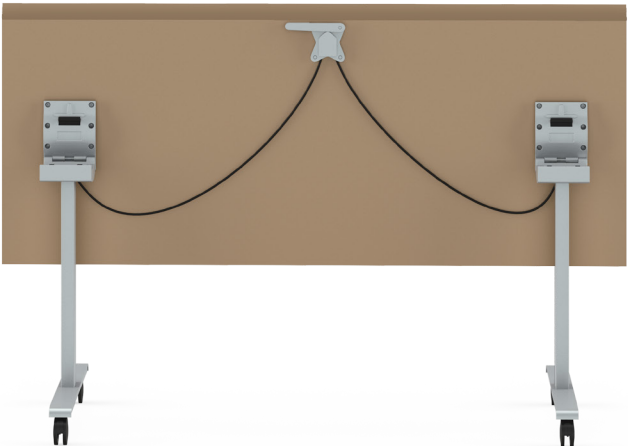


Powerlex modesty back detail

Integrated access to power and data.



T-Leg flip base assembly



X-Base with
power/data in top



C-Leg with removable
cable management cover

Great for training
and classroom applications.



Impression Classroom tables
with optional double monitor lifts



Keyboard and mouse storage
(with monitor lift)



Folding leg mechanism



Set-screw adjustable leg



Pneumatic sit/stand
height-adjustable X-Base



Crank sit/stand
height-adjustable base



Fast Crank pneumatic assist
sit/stand height-adjustable base



XT-Series ANSI/BIFMA range
electric height-adjustable base

Adjustable options for
your every need.



Articulating Lecterns



Height-adjustable Command Centers





12' Boat top with ultra wood edge on Sensation
TT-Legs with optional cable management

Sensation. Strong lines.
Elegant curves.



C-Legs with casters



Y-Base with polished feet



Sensation foot with optional white caster



Addicted to design.



Individual split Y-Bases on ends with TT-Leg in middle



Split Y-Base with footer bar



X-Base with Node power/data



Y-Legs



4-Post X-Base



96"W flip tables



Sensation Flip Tables.
Up to 30"x 96" or 36"x 72".



Angled flip tables with acrylic hinged modesty panels



Design continuity
between mechanism
and feet



No beam



With beam



Angled leg, nested



Sensation foot credenza



Sensation base credenza



Sensation mobile lectern and
Sensation mobile whiteboard

Sawhorse. Sturdy and fun.



Training table legs



Training table legs with casters



Conference table base

12' KrystalCast® knife edge top on Sawhorse conference bases



Pin-adjustable straight legs



Straight legs on casters



4-Post X-Base



Folding T-Leg



Flip X-Base

Value. Be smart with your money.



TT-Leg



T-Leg



8' Stealth Team Tables

Landing Team Tables.
Always in budget.



Landing Team Tables



Standing height Stealth Team Tables
with power/data and acrylic screens



Stealth Team Table aluminum
extrusion miter detail

Stealth Team Tables.
Drive collaboration.



Standing height Landing
Team Table with wire chase



Gyration 2.0. Flip & nest!
Leverage your space.



Disc and Square Bases.
Complement your space.





Porcelain wall-mount whiteboard

Back-painted glass wall-mount whiteboard

Perimeter.
Whiteboards at work.



Perimeter full white glass mobile whiteboard

Perimeter segmented porcelain mobile whiteboard with optional accessories

Complete your space.



Luminesse LED light fixture



Sensation occasional table



Impression occasional tables



Prante occasional tables

Occasional Tables.

Privacy and modesty.




Acrylic Pac-Man screen



2-Sided tackable fabric screen



Frosted acrylic Clamp screen



Pivoting modesty panels in perforated steel, laminate, mesh, or acrylic



Frosted acrylic Clamp fixed modesty panel



Perforated steel modesty panel with trough

Conference table power and data. Let us design a solution for you.

We make it easy to choose the right Power/Data assembly, assuring you have a highly functional yet cost effective solution. With a little bit of planning, connecting a table or a training room can be simple – usually without the added complexity and expense of a technology integrator. Listed below are planning tips to help assure an impressive, productive installation.

Step 1 – Determine the number of power outlets needed.

Based on the size of the table and type of space, determine how many users might need power.

Step 2 – Determine the number and type of datacom connections needed.

Which systems require physical connections? If the room or facility has a wireless network, fewer will be needed.

CONTINUED ON PAGE 54

Conference Table Solutions

	Product	# Power Outlets	# Datacom Ports	Datacom Options	Key Features and Description
	Alexander Linear, Double-sided	4, 6 or 8	4 or 6	▲	Modern long rectangular shape aesthetics with pop-up doors. Two 10' cords.
Best Seller	Ellora, Double-sided	4, 6 or 8	4 or 6	▲	Aesthetics. Flush fit door with cable drop space. Available with pre-wired dual charging USBs in one or more Datacom ports. Daisy-Chaining is optional.
	Oasis 30"	12	4 Multi-option Plates	●	The most substantial solution for conference applications. Retracting doors.
Best Seller	Oasis 15"	6	2 Multi-option Plates	●	Great flexibility. Retracting doors flush with surface. 9' power cord.
	Alexander, Double-sided	4 or 6	4 or 6	▲	Modern aesthetics with pop-up doors. Two 10' cords.
	Flip-n-Go	2	1 Multi-option Plate	●	Popular choice for multiple mobile table applications. Flush-fit doors with cable drop space. Convenience Outlet on bottom. 6' or 9' power cord. Includes 15A 125V circuit breaker for overload protection.
Specialty	Foundation Trough Kit	3-27	1-9 Multi-option Plates	●	Doors lay flat when open. Power Data varies by table size.
Specialty	CHI, NYC, SF	See Price List or contact quotes@enwork.com			
Floor	Rialto	2, 4, or 6	NA	NA	Modular and portable floor power solution to get power from wall to center of room. Includes two data cable routing channels. 108" with 36" extensions available. 6' power cord.




Alexander, Double-sided ▲



Ellora, Double-sided ▲




Flip-N-Go ●



Alexander Linear, Double-sided ▲



Ellora, Single-sided open ▲



Foundation Trough Power Kit ●



Oasis available 15" or 30" long ●



Rialto

Training and Teaming Table power and data. We’ve got you covered.

CONTINUED FROM PREVIOUS PAGE

Step 3 – Determine which Power/Data unit best fits your requirements.
Use the Conference and Training/Teaming charts as well as the detailed descriptions in the Price List to compare capabilities and features.

Data Options – Each unit is marked with an ▲ or ● to identify the category of datacom options available.

Step 4 – Determine the location and orientation of the Power/Data units in the table top.
The position of units in a table affects both user access and the ease with which power and data can be routed into the table.

Step 5 – Don’t forget to order accessories
Cable Grippers, Cable Managers, and other accessories help keep all the wires and cables organized and out of sight. Available options are shown on the next page.



Alexander, Single-sided ▲



Axil-Z ▲




Flip-N-Go ●



Axil-X clamp-on ▲



Ellora, Single-sided ▲



Villa open



Miniport ▲



Alexander ST



Villa closed

Training & Teaming Table Solutions

	Product	# Power Outlets	# Datacom Ports	Datacom Options	Key Features and Description
Best Seller	Ellora, Single-sided	2	2	▲	Great aesthetics. Flush fit door with cable drop space. Available with pre-wired dual charging USBs in one or more Datacom ports.
	Axil Z	2	2	▲	Surface mount with water resistant outlets facing up. 6' power cord, longer cords available. Available with pre-wired dual charging USBs in one or more Datacom ports.
Best Seller	Flip-n-Go	2	1 Multi-option Plate	●	Popular choice for multiple mobile table applications. Flush-fit doors with cable drop space. Convenience outlet on bottom. 6' or 9' power cord. Includes 15A 125V circuit breaker for overload protection.
	Alexander, Single-sided	2 or 3	2 or 4	▲	Modern aesthetics with pop-up door. 15A capability. 6' cord, longer cords available.
NEW	Alexander ST	2	1	▲ (Specials Only)	Modern aesthetics with pop-up door. 2 amp charging USB duplex available. 15 amp capability, 6' cord.
Best Seller	Villa, Corded	2	0 or 2	RJ-45 CAT6	Popular low cost choice for multiple mobile table applications. Convenience Outlet on bottom. Only data option is two RJ-45 CAT6 punch-downs.
Lowest Price	Miniport	2	2	▲	Low cost with pop-up door and soft touch finish. Power cord lengths vary, 5' or 10' for daisy chaining. Connect up to 8 units. Sequential daisy chaining optional.
NEW	Node	1 or 2	0	▲ (Specials Only)	Clean, flush mount design. Fits 1.25"-1.5" tops. 2 amp charging USB duplex available. 6' 15 amp power cord.
	Axil X	2	1 or 2	▲	Clamp on convenience. USB charging available. Flexible 6' cord, longer cords available.
Specialty	Powerlex	4	4	▲	Power integration below the work surface. Non-sequential Daisy Chaining.
Specialty	CHI, NYC, SF	See Price List or contact quotes@enwork.com			
Floor	Rialto	4	NA	NA	Modular and portable floor power solution to get power from wall to center of room. Includes two data cable routing channels. 108" with 36" extensions available. 6' power cord.



Node




Miniport sequential daisy chaining ▲



Powerlex modesty panel ▲


Datacom Options



CAT5E cord



CAT5E jack



CAT6 cord



HDMI cord



USB-A data transfer cord



VGA cord



3mm stereo plug



Included with power/data assembly

Options and accessories.



PDVCM vertical cable manager




CPHF CPU holder




PDK48 steel trough



PDGR #1 selling cable gripper



PDUCM cable manager



PDJTR cable manager

Datacom Options



A-BL-L-C51



A-BL-13-13



A-BL-C45-C51



A-BL-73-73



A-BL-C51-77-78-79



A-BL-C45-A-A



A-BL-A-B-B



A-BL-A-102-C51



A-BL-B-B-L-C51



A-BL-B-B-C51



A-BL-B-B-B-B



A-BL-C45-C51-B-B



A-BL-C45-B-B



A-BL-B-B



A-BL-B



A-BL-102-C51



A-BL-102-102



A-BL-C45-L-C51



A-BL-C45



A-BL-L-C51-Z



A-BL-Z



A-BL



A-BL-CRDMINDER

Additional Datacom configurations available.
Contact quotes@enwork.com

DATACOM KEY

Key	
73	Cat 5E Data Inline
13	XLR Female
102	USB, Type A/A with 72" patch cord
77/78/79	RCA Inline
A (suffix)	Cat 3 Phone (punch down)
B	Cat 6 Data (punch down)
C45	HDMI with 36" patch cord
C51	15 pin HDVGA with 72" patch cord
L	Mini-stereo Inline
Z	DV1 Inline

Edge Profiles



Designer Finishes


Bright White Back-Painted Glass
(standard or acid-etched matte) on painted
knife-edge MDF. Other colors available.



Luminesse LED Lighting
Available Laminate or Solid Surface



Quartz
Go to <http://cambriausa.com/en/designs/design-palette/> for color/pattern options.



Solid Surface
(2-1/8" flat also available)



KrystalCast® Ply*



KrystalCast® Knife*
*Available in any Benjamin
Moore paint color



Statement Ply
(2-1/8" on tables, 1" on Credenzas)




Statement Ply Knife




Finishes

Laminates




*There is an upcharge for White Tigris on credenzas, lecterns, command centers, and some bases as noted in the Price List.


Woods & Wood Edges



Paints



NOTE: Actual colors may vary from displayed images. Please reference a laminate color chip or contact Customer Service for an actual color sample to ensure a proper color match. Not all finishes available on all products.



Come in. Be inspired.SM

12900 Christopher Drive • Lowell, Michigan 49331
800.815.7251 • www.enwork.com

quotes@enwork.com
orders@enwork.com

01/2016 Specifications subject to change without notice.
Made in America 