



Seating and Tables Price Book

Effective Date May 11, 2015
Revision July 8th



SEATING

Page

How to Use Price List	3
Sample Product Number Construction	4
Terms and Conditions	5
Shipping	6
Warranty	7
C.O.M. Pricing and Information	8
Fabric and Finish Program	9

Seating Section**Acton® Stacker**

Section Guide	16
Arm Chairs	18
Armless Chairs	19
Dolly	19
Removable Tablet Arm	20
Tablet Arms Models	21
Heavy Duty Tablet Arm Models	22

Acton Caster Base Chair

Section Guide	24
Chairs	26
Stools	27

Acton with Tilt-Up Seat

Section Guide	28
Arm Models	29
Armless Models	30

Acton Tandem Seating

Section Guide	31
Arm Models	32
Armless Models	33

bio® Chair

Section Guide	34
Task	36
Side	37

Page

Cue® 3 Chair

Section Guide	38
Full Back, High Back Chairs and Full Back Stool	40
Cue 3+	41
Guest Chair Sled Base	42

NIMA™ Chair

Section Guide	43
Sled Base Desk Height Chairs	45
Four Leg Desk Height Chairs	46
Four Leg Counter Height Chairs	47
Four Leg Bar Height Chairs	48
Swivel Base Desk Height Chairs	49
Swivel Base Stools	50

Us® Four Leg

Section Guide	51
Options	51
Model Offering	53
Tablet Arm Accessories	54

Us® Sled Base

Section Guide	55
Options	55
Model Offering	57
Dolly	59

Us® Caster Base

Section Guide	60
Options	60
Model Offering	62

Value Chair

Model Offering	63
----------------------	----

TABLES

Page

How to Use Price List	65
Sample Product Number Construction	66
Table Finishes	67

Rely® Table Family

Section Guide	68
Desk Height Rectangle Tables with Round T-Legs	69
Desk Height Rectangle Tables with Round C-Legs	70
Counter/Bar/Adj. Ht Rectangle Tables with Rnd T-Legs	71
Flip & Nest Desk Ht. Rectangle Tables with Rnd T-Legs	82
Desk Ht. Rectangle Tables with Extrusion T-Legs	73
Desk Ht. Rectangle Tables with Extrusion C-Legs	74
Counter/Bar Ht. Rectangle Tables with Extrusion T-Legs	75
Flip & Nest Desk Ht. Rectangle Tables with Ext. T-Legs	76
Desk/Ctr/Bar Ht. Round Table with QX & X Rnd. Bases	77
Desk/Ctr/Bar Ht. Square Table with QX & X Sq. Bases	78
Power System	79
Options	80

Us® Table Family

Section Guide	82
Rectangle Tables	83
Flip and Nest Tables	84
Square and Round Tables	85
A.D.A. Tables	86
Power System	87
Options	88

Alert™ Tables

Section Guide	90
Desk Height Rectangle Tables with T-Leg	91
Adjustable Height Rectangle Tables with T-Leg	92
Flip and Nest Tables with T-Leg	92
Trapezoid/Racetrack/Boat Tables with T-Leg	93
Desk Height Rectangle Tables with C-Leg	94
Desk Height Rectangle Tables with Post-Leg	95
Desk Height Round and Square Tables with Post-Leg	96
Trapezoid/Racetrack/Boat/Half Rnd. Tables with Post-Leg	97
Desk Height Round and Square Tables with X-Leg	98
Quarter Round Table Top	99
Power/Options	100

Disc Tables

Section Guide	101
Tables	102

dek™ Table

Section Guide	103
Tables	104

Marker Board and Lecterns

Section Guide	105
Marker Board and Lecterns	106

Introduction

Welcome To Express

The **Express** program was created to make getting the seating and table products you want easy, affordable...and shipped within 10 business days. Products available on the **Express** program are listed with an "E".

The Process

When you're ready to place your **Express** product order, be sure to follow these simple steps to ensure you get the products you want, the way you want them, delivered when you want them.

- Clearly mark your order "**Express**"
- Only include products from the **Express** program offering in your order.
- Other American Seating product selections should be ordered separate from **Express** program products.
- Select all finishes and fabrics from the **Express** finish and fabric offering.

Order Limitations

Orders of 25 or fewer chairs per order qualify for the **Express** Quick-Ship Program, with the single exception of plastic Actons for which orders of 200 or fewer will automatically qualify. For orders larger than 25 chairs (or 200 chairs in the case of plastic Actons), submit your required ship date and we'll do our best to accommodate your request. Alert table orders on the **Express** quick ship program cannot exceed a quantity of 25, with a maximum of 5 tables per model code.

How do you take one of the easiest to specify seating and table collections and make it even better?
The following design and content elements will help you correctly specify any American Seating product.

- **General Product Information** More data, right where you need it.
- **Specification Guidelines** Bullet points of important information you need when planning your order.
- **Product Illustrations** Highlighted in gray for easy identification of the product. Drawings also demonstrate product relationships.
- **Product Index** Alphabetical listing of product codes help you quickly locate the pages of specific products.
- **Express Legend** Products available on the *Express* 10-Day ship program are listed with an “E”.
- **Product Legend** Products available in standard lead time only are shown without an “E”.

This price list is clear and easy to use — whether you’re a novice or a pro!

Product Group

Specific Product Heading

Acton® Stacker – Arm Models

[Back to Table of Contents](#)


Product Information

Acton Stacker (AC) The reinforced tubular frame comes in chrome or standard textured powder coat Frame Color. Sculptured seat and back are designed to provide overall body comfort and superior back support. Backs and seats are available in either non-upholstered textured polypropylene or upholstered 1/2" foam on polypropylene shell. Chairs are shipped standard with high-density copolymer glides for use on carpeted and hard floor surfaces. See pages 10-15 for applicable fabrics and finishes.

Model Heading


Arm Model

Product Illustration




Product Code


With Ganging Connectors



With Plastic Armcaps



With Plastic Armcaps and Ganging Connectors



Dimensions

Dimensions: W:20" D:21 1/2" H:30 1/2" SH:17" AH:9 1/4"

How to Construct a Model Code

To Specify/Order:

- Product Code (6 digits)
- Frame Color (2 digits) See page 10
- Shell Color (1 digit) See page 10
- Fabric (3 digit) See pages 11-15 (Upholstered)

Examples:

AC0022 + H + H (Non-Upholstered)

AC1020 + H + H + GLT (Upholstered)

Options and Accessories:

Steel Glide
(for use on abrasive floors)
Change 5th digit to 0
Price: No Up-Charge

Chrome Frame
Price: \$23 List Up-Charge per Chair

Bookrack available
Change 6th digit to 1
Price: \$95 List Up-Charge per Chair


Armcaps Textured molded plastic for comfort. Armcaps cannot be field installed.

Upholstery For added comfort and design flexibility.

Ganging Attachments Welded steel, permanently affixed to frame, ensures straight rows.

List Price
U.S. Dollar

Product Code	Frame Color	Shell Color	Fabric	Description	Plastic	C.O.M. Grade 1	Grade 2	Grade 4	Grade 6
E AC0020	?	?	???	Non-Upholstered	\$167				
E AC1020	?	?	???	Upholstered Seat/Back	\$325	\$341	\$357	\$373	
E AC9020	?	?	???	Seat Plastic/Upholstered Back	\$218	\$224	\$230	\$236	
E AC9020	?	?	???	Seat Pad Upholstered/Non-Upholstered back	\$263	\$274	\$285	\$296	
Dimensions: W:20" D:21 1/2" H:30 1/2" SH:17" AH:9 1/4"									
AC0022	?	?	???	Non-Upholstered	\$203				
AC1022	?	?	???	Upholstered Seat/Back	\$361	\$377	\$393	\$409	
AC9022	?	?	???	Seat Plastic/Upholstered Back	\$254	\$260	\$266	\$272	
AC9022	?	?	???	Seat Pad Upholstered/Non-Upholstered back	\$299	\$310	\$321	\$332	
Dimensions: W:20" D:21 1/2" H:30 1/2" SH:17" AH:9 1/4"									
AC0120	?	?	???	Non-Upholstered	\$196				
AC1120	?	?	???	Upholstered Seat/Back	\$354	\$370	\$386	\$402	
AC9120	?	?	???	Seat Plastic/Upholstered Back	\$247	\$253	\$259	\$265	
AC9120	?	?	???	Seat Pad Upholstered/Non-Upholstered back	\$292	\$303	\$314	\$325	
Dimensions: W:20" D:21 1/2" H:30 1/2" SH:17" AH:9 1/4"									
AC0122	?	?	???	Non-Upholstered	\$232				
AC1122	?	?	???	Upholstered Seat/Back	\$390	\$406	\$422	\$438	
AC9122	?	?	???	Seat Plastic/Upholstered Back	\$283	\$289	\$295	\$301	
AC9122	?	?	???	Seat Pad Upholstered/Non-Upholstered back	\$328	\$339	\$350	\$361	
Dimensions: W:20" D:21 1/2" H:30 1/2" SH:17" AH:9 1/4"									

18  "E" Available on Essentials

Sample Product Number Construction

To construct your product number, begin with the product code and replace each ? (question mark) with a corresponding code. To calculate price, begin with the corresponding price indicated and add all upcharges that apply to desired options.

Caster Base Arm Model With Plastic Armcaps	1	2	3	4	5	6	Description	Plastic	C.O.M. Grade 1	Grade 2	Grade 4	Grade 6
	Product Code	Caster	Base Finish Black Only	Frame Color	Shell Color	Fabric						
	AB01501	?	H	?	?	N/A	Non-Upholstered	\$344				
	AB11501 3 H H H GRC							\$534	Grade 4 Price			
	Base Product Code											
	Hard Tread Caster											
	Black Base Finish											
	Black Frame Color											
	Black Shell Color											
	Mayer Grade 4 Genesis Quartz Fabric Code											

- 1 Product Code (7 digits)
- 2 Caster Options (1 digit)
2 = Soft Tread Casters E
3 = Hard Tread Casters E
- 3 Base Finish Black Only (add H)
- 4 Frame Color (1 digit) See page 10
- 5 Shell Color (1 digit) See page 10
- 6 Fabric (3 digits) See pages 11-14 (Upholstered)



Terms and Conditions – Ordering Information

Order Acceptance: American Seating is pleased to accept orders from authorized dealers and customers on the condition that all of the terms stated herein are applicable to the transaction. No additional or differing terms shall be applicable unless specifically agreed to in a separately signed document by authorized personnel at its offices in Grand Rapids, Michigan.

Order Confirmation: All orders are confirmed via facsimile and printed acknowledgment. Call 800-748-0268 to receive order confirmation information. Call 800-748-0317 to obtain leadtime information. (orders@amseco.com)

Small Quantity

Set-Up Charge: Small quantity set-up charge of 10% of list price to orders under \$2,000.00 list price.

Product Changes: American Seating reserves the right to change its products without notice, including changes in size to better interface with existing products or to incorporate changes needed for proposed new products.

Order Information: All orders must be in writing from pre-approved, authorized dealers. Fax product orders to 616-732-6502. Orders will be acknowledged with American Seating's standard form showing approximate shipping date of items ordered. American Seating shall not incur any liability whatsoever for failure to ship on any specified ship date unless such date has been agreed to in a separate written document by authorized American Seating personnel in Grand Rapids, Michigan.

**Complete/Accurate
Ordering:**

- Each item must be specified by color and number. Failure to provide adequate specification data shall absolve American Seating of all responsibility for incorrect shipment.
- All items other than American Seating's standard fabrics, laminates, wood veneers, and metal parts in standard colors and sizes will be considered non-standard or special order, and must be approved by authorized American Seating personnel in writing prior to order acceptance.

**Customer's Own
Material:**

- If a customer desires to use a fabric or finish surface not supplied within the American Seating core offering, it is considered a non-standard fabric. If a customer desires to purchase their own fabric and have it shipped to American Seating, this fabric or leather is considered to be Customer's Own Material (C.O.M.) or Customers Own Leather (C.O.L.). Contact American Seating's Customer Service Department at 800-748-0268 for specific guidelines and instructions.
- Minimum C.O.M. order is 15 chairs.
- Special instructions (e.g., pattern direction of stripes, correct side of fabric) must be submitted in writing before the fabric is delivered. In the absence of special instructions, American Seating reserves the right to use its own judgement.
- American Seating reserves the right to cancel an order at any time if C.O.M./non-standard fabric is inadequate for any reason. In no instance shall American Seating be subjected to liability of any kind whatsoever for unsatisfactory results due to the use of C.O.M.
- A shipping date will not be scheduled until the C.O.M. or non-standard fabric is approved at American Seating's designated production facility.
- American Seating Company warranty does not apply to customers own material, leather and non-standard material whether purchased by the customer or American Seating Company.

**Order Changes
and Cancellation:**

- After the date of acknowledgment, dealers and customers may not change or cancel their order (in whole or in part) without written approval from American Seating.
- Changes approved by American Seating shall be priced at current price levels, and American Seating may charge the customer for added costs which result from the change.
- Cancellations shall be subject to a minimum charge of fifteen percent (15%) of list price, and may be subject to reimbursement of American Seating for costs incurred prior to its approval of the cancellation.
- Orders for special products or non-standard products (including special colors, fabrics, finishes) are not subject to change or cancellation under any circumstances.

Dealer Rights:

- American Seating reserves the right to reject any order placed by any customer for any reason (regardless of whether orders have been previously accepted from such customer), without incurring liability to such customer.
- No customer shall have a continuing right to buy products except pursuant to a formal dealer agreement or other written agreement covering future supply executed by American Seating and the customer.

Governing Law:

The transaction with respect to the goods which are subject of the Acknowledgment shall be governed by and interpreted and construed in accordance with the laws of the State of Michigan.

Continued on next page

Terms and Conditions – Pricing, Shipping and Delivery

Pricing

- Price Changes and Taxes:** Published prices via print or electronic catalog are subject to change without notice. Published prices do not include storage, handling, local delivery charges, or installation – nor any applicable sales, use, excise or other similar taxes – all of which are the customer's responsibility.
- Tax Exempt:** If a customer claims an exemption from such taxes, exemption certificate must be furnished to American Seating.
- Additional Charges:** Charges incurred subsequent to any bid/quotation and/or order acceptance (such as new taxes applicable to this order, changes in tax rate, freight surcharges, etc.) will be added by American Seating to the dealer or customer's invoice.
- Additional Services:** Prices do not include interior design services nor field adjustments in the products except as may be provided under warranty. Field engineering services can be supplied at a per diem rate negotiated under separate agreement.
- Payment:** Payment in full is due thirty (30) days from the date of invoice. American Seating reserves the right to modify in whole or in part its credit arrangements if at any time prior to shipment the customer's financial condition is judged to be inadequate to justify existing credit arrangements or its manufacture is delayed at customer requests. Interest on past due accounts shall accrue and be paid at the maximum rate permitted by law at the place of the customer's business.

Please send payment to:
American Seating Company
9058 Paysphere Circle
Chicago, IL 60674

Shipping and Delivery

- Shipment:**
- The shipping date shown on the face of the order acknowledgment represents American Seating's best estimate as of the date of the acknowledgment. This date is predicated on the timely submission of all information, approvals, clarifications, and all samples requested in writing by American Seating.
 - American Seating shall not incur any liability of any kind whatsoever for failure to ship on any particular date unless American Seating has expressly agreed to a firm ship date in a separately signed, written instrument by authorized personnel in Grand Rapids, Michigan.
- Delivery:**
- Goods shall be shipped F.O.B. factory freight prepaid and allowed to points within the 48 contiguous states, and American Seating reserves the right to select the carrier and mode of shipment.
 - Extra costs incurred due to special shipping instructions from the customer will be charged to the customer.
 - Risk of loss shall pass to the customer when the goods are placed in the hands of a carrier.
- Examination of Goods:**
- The customer shall be responsible for examination of goods upon receipt and processing of any claims with the carrier.
- Claims:** Claims against American Seating for patent defects, errors or shortages must be made within fifteen (15) days of receipt of goods, otherwise such claims shall be deemed to have been waived. Partial deliveries shall be accepted by the customer and paid for at the contract price and terms.
- Storage:**
- If a customer requests a delay in shipment after the goods have become work in process, American Seating may place the finished goods in storage at the customer's risk and expense. Transfer to storage shall be deemed delivery for all purposes, including invoicing and payment.
 - Any delays, holds or rescheduling of this order at the request of the customer will subject this order to the prices and conditions of sale in effect at the time of release of the hold or reschedule.
- Loss, Damage or Delay:** In no event shall American Seating be liable for any loss or damage resulting from any delay or failure in shipment or other failure to perform with respect to the goods shown on the face hereof where such delay, failure, loss or damage is the proximate result of any act of any government authority, revolution, riot, civil disorder or disturbance, act of enemies, delay or default in transportation, strike disputes among or between labor unions or other labor disputes, inability to obtain materials or facilities from normal sources, fire, flood, act of God or any cause not within the reasonable control of American Seating whether of the class or causes enumerated or otherwise. Without limiting the generality of the foregoing, American Seating may, without causing a breach or incurring liability, allocate goods which are in short supply irrespective of the reasons therefore, among customers in any manner which American Seating in its sole discretion, deems advisable.
- Returns:**
- Returns will not be accepted without prior written authorization and compliance with shipping instructions by American Seating. All goods must be returned on a prepaid basis.
 - A minimum restocking charge of fifteen percent (15%) of list price is made on all authorized returns for credit, providing the item is received in resalable condition. An additional charge will be made for repair.
 - Credit will not be given if any item cannot be reused. Special order items are not subject to return.

Terms and Conditions – Product Warranty

The following warranty applies to the original purchaser of American Seating products sold in North America beginning with February 2006 shipments. Products shall be free from defect in material workmanship and specification, under conditions of normal use* and maintenance, for a period of one year (labor and materials). An extended warranty (for replacement of materials only) applies to the products noted below, for the applicable warranty period specified below.

If such a defect causes failure of the product or a portion of the product, American Seating at its option and in its sole discretion will either repair or replace the defective product.

- 10 Years:**
 - Pneumatic cylinders for Office seating
 - Power and electrical components used in Office environments
 - Office Seating structural components
 - Nima and Us stack chairs used in Office, Educational and Healthcare environments
- 5 YEARS:**
 - Acton and bio stack chairs used in Office, Educational and Healthcare environments
 - Component parts of operating mechanisms used in Office and Educational Seating and Tables
 - Casters for Office Seating and Tables
- 3 YEARS:**
 - Fabrics, wood, laminates and other surface finishes
- 1 YEAR:**
 - Acton, bio, Nima and Us stack chairs used in Auditorium, Stadium, Arena or Amusement environments
 - Customdesign, non-catalog, and specialmade products
 - Component parts of operating mechanisms used in Auditorium, Stadium, or Amusement Environments

This warranty is the original purchaser's exclusive remedy for product defect and does not apply to:

- In-transit damage caused by a carrier
- Products altered or modified by the user
- User attached accessories
- Products not installed in accordance with American Seating installation/application instructions
- Customers own material and leather
- Natural variations occurring in wood and leather shall not be considered defects, and American Seating does not guarantee the color fastness or matching of the colors, grains or textures of such materials.

*Normal use refers to single shift, commercial use for a standard 40 hour work week.

THERE ARE NO OTHER WARRANTIES EXCEPT AS EXPRESSLY STATED ABOVE WHETHER EXPRESSED OR IMPLIED INCLUDING BUT NOT LIMITED TO ANY WARRANTY OF MERCHANTABILITY OR FITNESS FOR ANY PARTICULAR PURPOSE. AMERICAN SEATING SHALL NOT BE LIABLE FOR CONSEQUENTIAL OR INCIDENTAL DAMAGE ARISING FROM ANY PRODUCT DEFECT.

Terms and Conditions – Customer's Own Material General Information

American Seating offers the option of C.O.M./C.O.L./non-standard materials, other than the core fabrics listed in the American Seating price lists for use on our furniture products. Please note the following C.O.M./C.O.L./non-standard requirements, lead-times and warranties to accommodate your requests. Minimum C.O.M./C.O.L./non-standard order is 15 chairs. Non-standard fabrics and leathers must be approved prior to acceptance for production.

To Confirm Testing of a Requested C.O.M./C.O.L./Non-Standard Upholstery

A complete list of approved fabrics is located on our website under Tools and Resources:

<http://www.americanseating.com/architectural/en/tools-resources/category/122>

Due to the different properties of each chair model and style of seating offered, non-standard customer specified fabrics will need to be application tested to your specific model if not already approved. Performance testing is required on all fixed seating models, but not required for office chair models.

Upon completion of testing, American Seating will notify the requestor of approval or rejection.

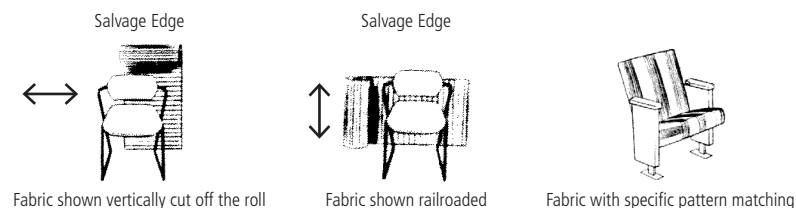
If the fabric has not been pre-approved, please complete the following steps:

1. Notify your local American Seating sales representative or dealer that you are sending in fabric for testing and specify seating model.
2. Send 3 yards of the required fabrics to American Seating Company. Tag the fabric with the project name and seating model.
3. Send the fabric to: American Seating Company
Attn: Fabric Testing Lab, Dock 6
901 Broadway NW
Grand Rapids, Michigan 49504

To specify special application, if applicable:

As a standard procedure, American Seating cuts fabric off the roll in a vertical fashion as shown below. By cutting in this fashion, most waste is eliminated. When fabric is railroaded or specific pattern matching is requested, complete the C.O.M./C.O.L./non-standard material Information Form, to ensure your order is processed correctly, failure to provide specific written instructions authorizes American Seating to use its own discretion with cutting and upholstering the material.

Examples:



Pricing: Contact your sales representative or Dealer for pricing on non-standard material.

Product Lead Times: Orders are scheduled upon receipt of C.O.M./C.O.L./non-standard material. American Seating will provide an acknowledgement and an estimated shipping date. To expedite the C.O.M./C.O.L./non-standard material process, please tag properly and ship to the American Seating Company, Attn: Fabric Testing Lab, Dock 6, 901 Broadway NW, Grand Rapids, Michigan 49504.

Yardage requirements: For exact production yardage requirements, contact your customer service department.

Terms and Conditions: If a customer desires to use a finish surface not supplied within the American Seating core offering, it is considered a customer's own material (C.O.M./C.O.L.). Contact American Seating's Customer Service Department at 800-748-0268 for specific guidelines and instructions. Special instructions (e.g. pattern direction of stripes, correct side of fabric, etc.) must be submitted in writing before the fabric is delivered. In the absence of special instructions, American Seating reserves the right to use its own judgment. American Seating reserves the right to cancel an order at any time if C.O.M./C.O.L./non-standard material is inadequate for any reason. In no instance shall American Seating be subjected to liability of any kind whatsoever for unsatisfactory results due to the use of C.O.M./C.O.L./non-standard material. The American Seating Company Warranty does not apply to customers own material, leather and non-catalogued materials whether purchased by the customer or American Seating Company.

American Seating offers a comprehensive fabric and finish program including Grades 1, 2, 4 and 6 options, as well as C.O.M. This multi-faceted program provides one of the most comprehensive fabric and finish palettes on the market today.

Fabric, Finish Collection (Core Offering) – Seating Fabric Collection Cards Grades 1, 2, 4 and 6

Our Fabrics & Finishes program uses the logical balance of the artist’s color wheel and color forecasts of leading industry trends to create a contemporary color palette. From brilliant, saturated colorways to subtle achromatics, the program is a fresh collection of time-honored classics, as well as innovative new fabric styles. This offering will help you create sophisticated interior landscapes from the office to healthcare or educational environment. Detailed technical specification and performance data is available from your customer service representative at (800) 748-0268.

- **Color Harmony** Our systems and seating fabric and finish collection works in harmony to complement any interior environment.
- **Value Priced** We’ve placed greater emphasis on offering you more value priced fabric from grade levels one through four.
- **Quick Ship** Most of the core offering of fabrics and finishes qualify for American Seating’s Express Program.
- **Swatching Support** We provide full swatch support for all core offering colorways Seating Fabric Collection Grade 1, 2 and Seating Fabric Collection Grade 4. (i.e., fabric cards and memo samples.) Order online from www.americanseatinginfonet.com. Refer to the back of the fabric cards for more information.
- **Earth Friendly** Fabrics and finishes contain a certain degree of recycled content and recyclability. Depending on the materials specified, the amount will vary.

Customer’s Own Material (C.O.M.) Program

American Seating offers C.O.M. options on seating products. Within five days following the receipt of test yardage, we will confirm your C.O.M. request. Contact your customer service representative at (800) 748-0268 to discuss the C.O.M. fabric approval process.

To price chairs using C.O.M. fabric, refer to Grade 1 or the lowest fabric grade available for that specific chair.

C.O.M. Upholstery Yardages

Chair	Non-Directional Pattern (54" w)	Directional Pattern (54" w)	Vinyl (54" w)
Acton	.7 yard	.75 yard	.75 yard
Cue 3	1 yard	1 yard	1 yard
Nima	.7 yard	.75 yard	.75 yard
Us	.3 yard	.3 yard	.3 yard

Fabrics with wide pattern repeat may require additional yardage.

Finishes – Office Seating Finishes

Finishes coordinated with the Seating Fabric collection provide a wide array of options. Fabric cards are available at www.americanseatinginfonetwork.com. Memo samples are either available from the wholesaler noted on the back of the fabric card.

Chair Finishes

ACTON® STACKER CHAIR

Frame – Texture Finish

5	*Chrome	<i>E</i>
G	Gray Taupe	<i>E</i>
H	Black	<i>E</i>
W	Platinum	<i>E</i>
O	Dark Neutral	<i>E</i>
E	Silver Nickle	<i>E</i>
A	Pearl	
F	Goldenrod	
Y	Steel Grey	<i>E</i>

*List Price Up-Charge \$23 Chrome Only

Shell (Armcap matches shell color)

0	Dark Neutral	<i>E</i>
3	Dark Burgundy	<i>E</i>
8	Pomegranate	<i>E</i>
9	Gold	
A	Pearl	
B	Leaf	
D	Tangerine	
G	Gray Taupe	<i>E</i>
H	Black	<i>E</i>
J	Aqua	
N	Sky	<i>E</i>
T	Suede	<i>E</i>
U	Navy	<i>E</i>
V	Dark Green	
W	Platinum	<i>E</i>
Y	Steel Grey	<i>E</i>

bio® Chair

Frame – Texture Finish

H	Black Powder Coat	<i>E</i>
5	Chrome	<i>E</i>

Cue® 3 Chair

Base/Trim

H	Black	<i>E</i>
---	-------	----------

dek™ table available in **Acton** and **Us** frame colors

NIMA™ CHAIR FAMILY

Frame, Bag Hook

O5	*Chrome	
BM	Magnesio	
OH	Nero (Black)	
JH	Ardesia (Dark Slate)	
JX	Argento (Silver Lining)	
*List Price Up-Charge \$55 Chrome, Sled Base Only		

Shell

JK	Rosso Ferrari
JF	Giallo
JW	Mela Verde
JS	Piscina (Swimming Pool)
JB	Oceano
JY	Azzurro
JE	Lago (Lake)
JL	Latte
JV	Nuvoloso
JA	Bianco (Chalk Powder)
JH	Ardesia (Dark Slate)
OH	Nero (Black)

Armcap

JU	Cool Cement
OH	Nero (Black)

Cup Holder

JU	Cool Cement
----	-------------

US® CHAIR FAMILY

Frame, Bag Hook,

Side Rack

OH	Black	<i>E</i>
JH	Dark Slate	<i>E</i>
JP	Cherry Cobbler	<i>E</i>
JX	Silver Lining	<i>E</i>

Shell

JA	Chalk Power	
JC	Alabaster	
JD	Downpour	<i>E</i>
JG	Leather Saddle	
JH	Dark Slate	<i>E</i>
JJ	Deep Raisin	<i>E</i>
OH	Black	<i>E</i>
JM	Lemon Sunshine	
JN	Juicy Orange	
JP	Cherry Cobbler	<i>E</i>
JQ	Summer Plum	
JR	Fresh Cut Lawn	<i>E</i>
JS	Swimming Pool	<i>E</i>
JE	Lake	<i>E</i>

Armcap and Cup holder

JU	Cool Cement	<i>E</i>
----	-------------	----------

Natural Wood or Veneer

MO	Clear Finish on Maple
RO	Clear Finish on Red Oak
5D	Blonde Maple on Maple
5H	Light Cherry on Maple
5B	Medium Cherry on Maple
5C	Dark Cherry on Maple
5E	Dark Mahogany on Maple
ME	Ebony on Maple
MF	Pigmented Black on Maple
6S	Birch on Maple
6T	Shale on Maple
6U	Smoke on Maple

Tablet Arm Laminates

41	Folkstone Grafix
75	Black
87	Wild Cherry
92	Misted Zephyr
1B	Windswept Bronze
1G	Oiled Soapstone
1N	Twilight Zephyr
1P	Morro Zephyr
1U	Windswept
3B	HollyBerry
4H	Acajou Mahogany
6S	Windsor Mahogany
6Y	Fusion Maple
A6	Nickel EV
B1	Carbon EV
CG	Biltmore Cherry
CH	Wheat Strand
CL	African Limba
CM	Castle Oak
CT	Possum Warp
C4	New Age Oak
D3	Canyon Zephyr
D4	Mambo
D5	Brazilwood
D6	Tan Echo
D7	Asian Sand
D8	Tan Soapstone
DR	Arcade
DW	Designer White
EA	Neutral Twill
EB	Bleached Legno
EC	Seed (Microdot)
ED	Crisp Linen

EE	Organic Cotton
EF	Venetian Ivory
EG	Natural Cotton
EH	Blue Agave
EJ	Tangerine
E1	Pearl Soapstone
E8	Sarum Twill
E9	Platinum Drops
F2	Maroochy Brush
F3	Eggplant
F4	Sweet Corn
F5	Kiwi
F6	Aqua Fizz
F7	Pinball
F8	Casual Linen
F9	Lacewood
FA	Ebony Ribbonwood
FB	Mouse
FC	Hunter Green
FD	Sol (Microdot)
FE	Black Walnut
FF	Rattan Cane
FG	Fossil Weft
FH	Citadel Warp
FJ	Wood Strand
FK	Seagrass Strand
FL	Cognac Maple
FM	White Drops
FN	Earthen Twill
FP	Ashen Ribbonwood
FQ	Blackened Legno
G4	Grey Taupe
W6	Platinum

Finishes coordinated with the Seating Fabric collection provide a wide array of options. Fabric cards are available at www.americanseatinginfonet.com. Memo samples are either available from the wholesaler noted on the back of the fabric card.

C.O.M. Fabrics use Grade 1. C.O.M. Fabrics must pass durability and application testing prior to being accepted.

Grade Level 1

ABSECON FABRICS

(Not available on bio)
(Not Express on Cue 3)

Shire

DE1	Bricktown	E
DF6	Ascot	E
DGH	Hopsack	E
DGR	Commodore	E
DH7	Steel Blue	E
DJC	Espresso	E
DLL	Country	E
DU0	Fossil	E
DW4	Ink	E
FB3	Black Marble	E
FDA	Sesame	E
FDC	Patina	E
FDE	Marigold	E
FDF	Titan Blue	E
FDJ	Red Rose	E
FEM	Koala	E

Sherpa

(Not available on Cue 3)		
DFE	Royal	E
DG0	Navy	E
DG1	Black	E
DJD	Academy	E
DJE	Dark Blue	E
DQL	Billiard	E
DTG	Scarlet	E
DWU	Autumn	E
FBP	Grape	E
FDB	Brown Haze	E
FDD	Grey Heather	E
FDG	Maroon	E
FDH	Indigo	E

MOMENTUM FABRICS

(Not available on bio)

Basis

BKA	Amber	E
BKB	Colonial	E
BKC	Fog	E
BKD	Garnet	E
BKE	Indigo	E
BKF	Mallard	E
BKG	Onyx	E
BKH	River	E
BKJ	Ruby	E
BKK	Stone	E
BKL	Twig	E
BKM	Vine	E
BKN	Amethyst	E

MOMENTUM FABRICS

(Not available on bio)

Origin

GMA	Caraway	E
GMB	Eureka	E
GMC	Mikan	E
GMD	Poppy	E
GME	Anatto	E
GMF	Fez	E
GMG	Arundel	E
GMH	Avalon	E
GMJ	Gaia	E
GMK	Bayou	E
GML	Euro	E
GMM	Sodalite	E
GMN	Sapphire	E
GMP	Iron	E
GMQ	Basalt	E
GMR	Malt	E
GMT	Garnet	E
GMU	Amethyst	E
GMV	Jet	E

CULP FABRICS

(Not available on bio or Cue 3)

Dillon Vinyl

VFE	Stratus	E
VFF	Buff	E
VFG	Sage	E
VFH	Fiesta	E
VFJ	Williamsburg	E
VFK	Luggage	E
VFL	Ocean	E
VFM	Cordovan	E
VFN	Black	E
VFP	Java	E
VFQ	Lipstick	E
VFR	Snow	E
VFT	Apple Green	E

High Cotton

(Not available on Cue 3)

KBA	Steel	E
KBB	Khaki	E
KBC	Brown Sugar	E
KBD	Cordovan	E
KBE	Coffee	E
KBF	Haze	E
KBG	Jade	E
KBH	Evergreen	E
KBJ	Peacock	E

Grade Level 2

GUILFORD OF MAINE FABRICS

(Not available on bio or Cue 3)

Xceed – 5901

(Not available on Cue 3)		
GFA	5001	Wheat
GFB	5002	Hopscotch
GFC	5003	Pewter
GFD	5004	Ash
GFE	5005	Olive
GFF	5006	Sage
GFJ	5009	Crystal
GFL	5011	Wedgewood
GFM	5012	Lapis
GFT	5017	Mauve
GFW	5019	Mulberry
GFX	5020	Maroon
GHA	5021	Mineral
GHB	5022	Black & Tan
GHC	5023	Onyx
GHD	5024	Ebony
GHG	5027	Forest
GHL	5031	Harbor
GHM	5032	Navy
GHN	5033	Spice
GHQ	5035	Plum
GHV	5039	Merlot

Beacon

KCN	Cherry	E
KCM	Birch	E
KCP	Chocolate	E
KCQ	Gold	E
KCR	Onyx	E
KCT	Orange	E
KCU	Plum	E
KCV	Sky	E
KCW	Spring	E
KCX	Tangerine	E
KCY	Taupe	E

Snakeskin

(Not available on Cue 3)

KBP	Butterscotch	E
KBQ	Sunset	E
KBR	Pumpkin	E
KBT	Candy	E
KBU	Khaki	E
KBV	Midnight	E
KBW	Cranberry	E
KBX	Charcoal	E

Punchline

KBY	Vanilla	E
KB0	Angora	E
KB1	Eucalyptus	E
KB2	Straw	E
KB3	Spring	E
KB4	Willow	E
KB5	Pepper	E
KB6	Tangerine	E
KB7	Cherry	E
KB8	Graphite	E
KB9	Azure	E

MAYER FABRICS

(Not available on bio®,
Not Express on Cue 3®)

Cross Check

(Not available on Cue 3)		
FMA	Otter	E
FMB	Cranberry	E
FMC	Lime	E
FMD	Midnight	E
FME	Wisteria	E
FMF	Slate Black	E
FMG	Saddle Tan	E
FMH	Paradise	E
FMJ	Earth	E
FMK	Vermillion	E
FML	Malachite	E
FMM	Imperial	E
FMN	Basalt	E
FMP	Maple	E
FMQ	Demerera	E
FMR	Red Baron	E
FMT	Aquamarine	E
FMU	Blue Ribbon	E
FMV	Platinum	E
FMW	Evergreen	E
FMX	Concord	E
FMY	Dove	E
FM0	Lapis	E
FM1	Mercury	E
FM2	Marine	E
FM3	Martinique	E

Cavalier

FNA	Bordeaux	E
FNB	Wheat	E
FNC	Watercress	E
FND	Regatta	E
FNE	Ebony	E
FNF	Sandstone	E
FNG	Cinnabar	E

Grade Level 2 Continued

MAYER FABRICS Continued

(Not available on bio®,
Not Express on Cue 3®)

Durango Vinyl

VPA	Sepia
VPB	Chamois
VPC	Tangelo
VPD	Jade
VPE	Cordovan
VPF	Paprika
VPG	Basil
VPH	Cyan
VPJ	Natural
VPK	Alabaster
VPL	Chili
VPN	Ivy
VPQ	Aegean
VPR	Bombay
VPT	Char
VPV	Merlot
VPW	Calypso
VPX	Sapphire
VPO	Cocoa
VP1	Black

Forte

FXA	Fudge	E
FXB	Rouge	E
FXC	Daffodil	E
FXD	Chive	E
FXE	Cadet	E
FXF	Crocus	E
FXG	Tuxedo	E
FXH	Sable	E
FXJ	Pimento	E
FXK	Port	E
FXL	Avacado	E
FXM	Blue Ray	E
FXN	Slate	E
FXP	Pumice	E
FXQ	Squash	E
FXR	Aspen	E
FXT	Neptune	E
FXU	Flint	E
FXV	Fairway	E
FXW	Cosmo	E
FXY	Char	E
FXO	Smoke	E

MOMENTUM FABRICS

(Not available on bio)

Bangle

KEA	Baltic	E
KEB	Granite	E
KEC	Suede	E
KED	Sable	E
KEE	Orchid	E
KEF	Teak	E
KEG	Cork	E

Canter Upholstery Polyurethane

VCA	Alfalfa
VCB	Ancho
VCT	Ballad
VCU	Baltic
VCV	Basalt
VCC	Bordeaux
VCW	Brazen
VCD	Chestnut
VCE	Earth
VCY	Ink
VC0	Iron
VC1	Lucid
VC2	Maize
VCF	Mica
VCG	Night
VC3	Nimbus
VCR	Onyx
VCH	Sable
VCK	Saddle
VCM	Safari
VCN	Sand
VC6	Storm
VC7	Sumac
VC8	Tango
VC9	Tawny
VFA	Thatch
VFB	Toasty
VFC	Tusk
VFD	Verdite
VCP	Willow

Context

FKL	Cement	E
FKM	Fall Song	E
FKN	Jam	E
FKP	Lake	E
FKQ	Mulberry	E
FKR	Refresh	E
FKT	Twig	E
FKV	Skylar	E

Epic

KFA	Kiwi	E
KFB	Capri	E
KFC	Azure	E
KFD	Jute	E
KFE	Porcini	E
KFF	Regal	E
KFG	Pearl	E
KFH	Limestone	E
KFJ	Espresso	E
KFK	Flare	E
KFL	Slice	E
KFM	Granite	E
KFN	Steel	E

Expo

GKH	Sky	E
GKJ	Latte	E
GKK	Leaf	E
GKL	Festive	E
GKM	Viola	E
GKN	Fog	E
GKP	Tuxedo	E
GPA	Zest	E
GPB	Raspberry	E
GPC	Lemon	E
GPD	Sprout	E
GPE	Oasis	E
GPF	Spirit	E

Fuse

KDR	Azurean	E
KDT	Carmine	E
KDU	Cress	E
KDV	Ginger	E
KDW	Iris	E
KDX	Lunar	E
KDY	Malted	E
KD0	Moral	E
KD1	Pepper	E
KD2	Pimento	E
KD3	Pristine	E
KD4	Saffron	E
KD5	Walnut	E

Insight

GAA	Bark	E
GAB	Pepper	E
GAC	Shale	E
GAD	Wasabi	E
GKQ	Midnight	E
GKR	Blonde	E
GKS	Periwinkle	E
GKT	Fossil	E
GKU	Fauna	E
GKV	Jade	E
GKW	Forest	E
GKX	Eggplant	E
GKY	Concord	E
GK0	Real Red	E
GK1	Summit	E
GK2	Port	E
GK3	Ebony	E

Interval

GL8	Azure	E
GL9	Mineral	E
GLJ	Sunset	E
GLK	Taupe	E
GLL	Autumn	E
GLM	Aubergine	E
GLN	River	E
GLP	Thyme	E
GLQ	Graphite	E

Jargon

FKA	Spiffy	E
FKB	Cayenne	E
FKC	Coconut	E
FKD	Kale	E
FKE	Nautica	E
FKF	Peacock	E
FKG	Russet	E

Perk

GLS	Sesame	E
GLT	Cedar	E
GLU	Cabana	E
GLV	Walnut	E
GLW	Dijon	E
GLX	Regal	E
GLY	Auburn	E
GL0	Flint	E
GL1	Crimson	E
GL2	Patriot	E
GL3	Pewter	E
GL4	Ebony	E

Grade Level 2 Continued

MORBERN FABRICS

Ambassador Vinyl

(Not available on bio)

(Available for Cue 3 with limited colors, not Express on Cue 3)

VLR	Imperial Blue
VLH	Dove
VLH	Dove
VLF	Black
VSJ	Forest
VRL	Yew Green
VAO	Royal Blue
VVT	American Beauty

CF STINSON FABRIC

Bryant Park

(Not available on bio)

(Not Express on Cue 3)

FWD	Burgundy	<i>E</i>
FWE	Marigold	<i>E</i>
FWF	Medoc	<i>E</i>
FWG	Nile	<i>E</i>
FWH	Dusk	<i>E</i>
FWJ	Pumice	<i>E</i>
FWK	Curry	<i>E</i>
FWL	Raspberry	<i>E</i>
FWM	Saxon blue	<i>E</i>
FWN	Hemlock	<i>E</i>
FWP	Gunmetal	<i>E</i>
FWQ	Crocodile	<i>E</i>
FWR	Violet	<i>E</i>
FWT	Night Shadow	<i>E</i>
FWV	Chocolate	<i>E</i>

CF STINSON FABRIC

(Continued)

New Hempstead

(Not available on bio)

(Not Express on Cue 3)

FYA	Black	<i>E</i>
FYB	Azure	<i>E</i>
FYC	Nickel	<i>E</i>
FYD	Navy	<i>E</i>
FYE	Red Red Wine	<i>E</i>
FYF	Grey	<i>E</i>
FYG	Fire	<i>E</i>
FYJ	Emberglow	<i>E</i>
FYM	Aubergine	<i>E</i>
FYN	Jodhpurs	<i>E</i>
FYQ	Napa	<i>E</i>
FYT	Cocoa	<i>E</i>
FYV	Zen	<i>E</i>
FYW	Brick	<i>E</i>
FYX	Galaxy	<i>E</i>

Grade Level 4

MAYER FABRICS

Genesis

(Not available on bio)

(Not Express on Cue 3)

GRA	Wheat	<i>E</i>
GRB	Pear	<i>E</i>
GRC	Quartz	<i>E</i>
GRD	Topaz	<i>E</i>
GRE	Jade	<i>E</i>
GRF	Truffle	<i>E</i>
GRG	Firestorm	<i>E</i>
GRH	Atlantic	<i>E</i>
GRJ	Greystone	<i>E</i>
GRK	Confetti	<i>E</i>
GRL	Twilight	<i>E</i>
GRM	Lava	<i>E</i>

Tendrill

(Not available on bio)

(Not Express on Cue 3)

GPJ	Green Tea	<i>E</i>
GPK	Chamois	<i>E</i>
GPL	Ice Blue	<i>E</i>
GPM	Sand	<i>E</i>
GPN	Copper	<i>E</i>
GPQ	Indigo	<i>E</i>
GPR	Latte	<i>E</i>

Mosaic

(Not available on bio)

(Not Express on Cue 3)

GP2	Blaze	<i>E</i>
GPV	Dusk	<i>E</i>
GPW	Natural	<i>E</i>
GPX	Spring	<i>E</i>
GPY	Mango	<i>E</i>
GP0	Taupe	<i>E</i>
GP1	Laurel	<i>E</i>
GPT	Caramel	<i>E</i>
GP3	Espresso	<i>E</i>
GP4	Cerulean	<i>E</i>
GP5	Berry	<i>E</i>

VICTOR FABRICS

Martini

(Not available on Cue 3)

FVC	Pimento
FVD	Shaken
FVE	Gibson
FVF	Olive
FVG	Cocktail
FVH	Straight Up
FVJ	Vesper
FKV	Vermouth
FVL	Cosmopolitan
FVM	Classic
FVN	Swizzle Stick
FVP	On The Rocks
FVQ	Black Tie

MOMENTUM FABRICS

Current

(Not available on Cue 3)

HNA	Birch
HNB	Cadet
HNC	Eclipse
HND	Espresso
HNE	Moss
HNF	Pecan
HNG	Plum

Decode

(Not available on Cue 3)

HDA	Alloy
HDB	Blaze
HDC	Cherry
HDD	Elm
HDE	Graphite
HDF	Grove
HDG	Nickel

Habit

(Not available on Cue 3)

HCA	Aspen
HCB	Blueprint
HCC	Dune
HCD	Kindle
HCE	Pier
HCF	Salt
HCG	Tailor

Hue (Not available on bio)

GGA	Black	<i>E</i>
GGB	Indigo	<i>E</i>
GGC	Latte	<i>E</i>
GGD	Char	<i>E</i>
GGE	Aspen	<i>E</i>
GGF	Night	<i>E</i>
GGG	Fern	<i>E</i>
GGH	Chipolte	<i>E</i>
GGJ	Grape	<i>E</i>
GGK	Sky	<i>E</i>
GGL	Laurel	<i>E</i>
GGM	Juniper	<i>E</i>
GGN	Pacific	<i>E</i>
GGP	Eggplant	<i>E</i>
GGQ	Grass	<i>E</i>
GGR	Tropic	<i>E</i>

Grade Level 4 Continued

MOMENTUM FABRICS (Continued)

Lineup

(Not available on Cue 3)

HBU	Baltic
HBV	Fern
HBW	Pewter
HBX	Sandstone
HBV	Shadow
HB0	Spice
HB1	Tranquil

Propensity

(Not available on Cue 3)

HAK	Amber
HAL	Amethyst
HAH	Cloud
HAB	Flint
HAD	Lichen
HAP	Mushroom
HAE	Papaya
HAN	Pavona
HAA	Penny
HAI	Royal
HAM	Sangria
HAF	Slate
HAQ	Truffle

CF STINSON FABRICS

Ace

(Not available on bio)

(Not Express on Cue 3)

FKX	Poppy	E
FKY	Midnight	E
FK0	Celadon	E
FK1	Grotto	E
FK2	Tarragon	E
FK3	Toast	E
FK4	Butterscotch	E
FK5	Iris	E
FK6	Water	E
FK7	Basil	E
FK8	Driftwood	E
FK9	Autumn	E
FLA	Monarch	E
FLB	Neptune	E
FLC	Peacock	E
FLD	Char	E
FLE	Lantern	E
FLF	Petunia	E
FLG	Marina	E
FLH	Sherwood	E
FLK	Fudge	E
FLM	Peony	E
FLN	Jet	E
FLP	Rain	E

Thicket

(Not available on bio)

(Not Express on Cue 3)

KCA	Black Tea	E
KCB	Parsley	E
KCC	Bahamas	E
KCD	Blueprint	E
KCE	Chestnut	E
KCF	Quicksilver	E
KCG	Silver and Gold	E
KCH	Chutney	E
KCJ	Sour Cherry	E
KCK	Pansy	E

Grade Level 6

MOMENTUM FABRICS

Amuse

(Not available on Cue 3)

KNA	Admiral
KNB	Alloy
KNC	Mocha
KND	Poppy
KNE	Quartz

Boom

(Not available on Cue 3)

GNB	Black Ice
GND	Cordovan
GNE	Fiery
GNF	Frothe
GNH	Honeycomb
GNJ	Living
GNK	Mirror
GNL	Mushroom
GNN	Mystic
GNP	Passion
GNQ	Peridot
GNR	Poppy
GNX	Zeal
GNU	Sapphire

Free

(Not available on Cue 3)

KPA	Cocoa
KPB	Evening
KPC	Graphite
KPD	Oasis
KPE	Orbit
KPF	Pearl
KPG	Platinum

Kinney

(Not available on Cue 3)

KAB	Coffee
KAC	Frappe
KAD	Glacier
KAE	Mineral
KAF	Nectar
KAG	Steel
KAH	Valentine

Oath

(Not available on Cue 3)

KG0	Tango
KG2	Verbena
KGA	Anise
KGB	Azure
KGC	Balsam
KGD	Burlwood
KGE	Cane
KGF	Carnelian
KGG	Celadon
KGH	Charcoal
KG1	Taupe
KGJ	Chocolate
KGK	Cordovan
KGL	Crocus
KGM	Driftwood
KGN	Ecran
KGP	Fieldstone
KGR	Foothill
KGX	Nectar
KGT	Juniper
KGU	Lodestone
KGV	Madder
KGW	Mineral
KGY	Sandbar

Solo 2 (Not available on bio)

HCV	Currant
HP6	Sunshine
HP7	Honey
HPM	Wheat
HP4	Plum
HCY	Twilight
HCW	Concord
HCH	Periwinkle
HPL	Hunter
HP5	Chianti
HCH	Ebony
HCU	Gravel

PLUSH

Plush Velvet

(Not available on bio or Cue 3)

FGT	Lipstick
FGM	Currant
FGP	Fig
FGX	Tangelo
FGR	Godiva
FGV	Nutmeg
FGL	Acorn
FGQ	Flannel
FGW	Slate
FGY	Uniform
FGN	Emerald
FGU	Mahogany

VICTOR FABRICS

Staccato

(Not available on bio and Cue 3)

FPG	Navy
FPM	Burgundy
FPP	Real Red
FPQ	Primary
FPR	Royal
FPT	Douglas Fur
FPV	Azure
FPW	Black

Use the following formula when fabric grades higher than 6 are needed:

Acton (with upholstered seat pad and back)

Grade 8 = Grade 6 + \$16
 Grade 10 = Grade 6 + \$32
 Grade 12 = Grade 6 + \$48
 Grade 14 = Grade 6 + \$64
 Grade 16 = Grade 6 + \$80
 Grade 18 = Grade 6 + \$100
 Grade 20 = Grade 6 + \$140

Acton (with upholstered seat pad and plastic back)

Grade 8 = Grade 6 + \$11
 Grade 10 = Grade 6 + \$22
 Grade 12 = Grade 6 + \$33
 Grade 14 = Grade 6 + \$43
 Grade 16 = Grade 6+ \$54
 Grade 18 = Grade 6+ \$67
 Grade 20 = Grade 6+ \$94

Acton (with plastic seat and upholstered back)

Grade 8 = Grade 6 + \$6
 Grade 10 = Grade 6 + \$11
 Grade 12 = Grade 6 + \$16
 Grade 14 = Grade 6 + \$22
 Grade 16 = Grade 6 + \$27
 Grade 18 = Grade 6 + \$33
 Grade 20 = Grade 6 + \$47

Us Chair

Grade 8 = Grade 6 + \$5
 Grade 10 = Grade 6 + \$10
 Grade 12 = Grade 6 + \$15
 Grade 14 = Grade 6 + \$20
 Grade 16 = Grade 6+ \$24
 Grade 18 = Grade 6+ \$30
 Grade 20 = Grade 6+ \$42

Nima (with upholstered seat and plastic back)

Grade 8 = Grade 6 + \$11
 Grade 10 = Grade 6 + \$22
 Grade 12 = Grade 6 + \$33
 Grade 14 = Grade 6 + \$43
 Grade 16 = Grade 6 + \$54
 Grade 18 = Grade 6 + \$67
 Grade 20 = Grade 6 + \$94

Nima (with both upholstered seat and back)

Grade 8 = Grade 6 + \$16
 Grade 10 = Grade 6 + \$32
 Grade 12 = Grade 6 + \$48
 Grade 14 = Grade 6 + \$64
 Grade 16 = Grade 6+ \$80
 Grade 18 = Grade 6+ \$100
 Grade 20 = Grade 6+ \$140

*Not applicable to Cue 3, or bio. Please contact your Sales representative for special fabric pricing for these chair lines.

Standard Fabrics Per Yard

Specify: 1. 00333 plus fabric code.

Fabric Grade	Price	
Grade 1	\$32	Per linear yard, 54" wide
Grade 2	\$48	Per linear yard, 54" wide
Grade 4	\$64	Per linear yard, 54" wide
Grade 6	\$80	Per linear yard, 54" wide

American Seating will supply non-current fabrics/colors when they are available from a market source. Consult with your Customer Service Representative to determine the availability of non-current items.

Section Guide

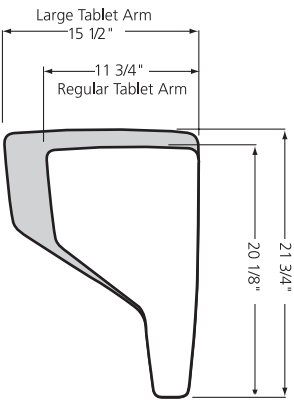
Acton Stacker Chairs	Page
General Information.....	16-17
Arm Chairs	18
Armless Chairs	19
Dolly	19
Removable Tablet Arm	20
Tablet Arms Models	21
Heavy Duty Tablet Arm Models	22-23

General Information

Our IBD Award Winning stacker chair, with its distinctive Z-shaped design, is an excellent choice for meeting rooms, cafeterias, waiting areas and more. It is an economical seating solution that has been designed for uncompromised comfort and durability. Unlike most wire frame stack chairs, the **Acton** Stacker Chair has a strong tubular steel frame with an integral arm. Its textured polypropylene seat and back are color impregnated for durable good looks. A wide variety of models and options make this chair versatile enough for almost any indoor application.

Upholstered Chairs Upholstery inserts are removable for replacement of fabric and foam cushioning. Remember to specify plastic shell color as the seat and back edges are not upholstered.

Tablet Arm Chairs Tablet arms are available in two sizes, regular and large. Regular tablet arms have 161 sq. inches of surface area. Large tablet arms have 214 sq. inches of surface area.



Tablet arms are offered attached to the chair frame. A removable option is also available which allows a standard chrome **Acton** Stacker to be converted into a tablet arm model for

occasional classroom use. Fixed tablet arms are available either right or lefthanded. Removable tablet arms are only right-handed versions and available on chrome frames.

Tablets are offered with a wide choice of surface laminate options. All edges are burnished.

Tablet arm chairs cannot be stacked.

The ganging chair option is not available with tablet arm chairs.

Dolly With our optional dolly you can stack and roll your chairs out of the way.

Dolly Capacity

Non-Upholstered Chairs..... 26

Upholstered Chairs 18

Without the dolly, **Acton** Chairs can be stacked six high on the floor.

Standard Features

Tubular Frame 14 gauge frame with 16 gauge inner reinforcement through the arms.

Frame Color Choose chrome or textured powder coated epoxy.

Integral Arms Define space for high-density seating and provide added comfort.

Seat and Backrest Textured surfaces hide fingerprints, small scratches and are easily replaced.

Waterfall Seat Front Support behind knees without cutting off circulation.

Floating Backrest Cantilever design provides lumbar support.

Glides Co-polymer glides for use on carpet and hard floors are standard. Case-hardened steel glides are available for use on abrasive floors.

Safety and Durability Acton Stacker Chairs meet or exceed all applicable ANSI/BIFMA test standards.

Options

Armcaps Textured molded plastic for comfort. Armcaps cannot be field installed.

Upholstery For added comfort and design flexibility.

Caster Base Chair and stool with a five star base to promote patron safety.

Tablet Arm Available in both regular, large and heavy duty surfaces.

Ganging Attachments Welded steel, permanently affixed to frame, ensures straight rows.

NOTE: An upholstered **Acton** Chair is available to meet California Technical Bulletin 133 requirements. Contact your American Seating Representative on availability. Standard leadtimes may be affected. Minimum order 15 chairs.

Burn test required for CAL 133 certification, if not previously tested. The cost of the burn test is \$487 net price plus the price of the chair being tested and the fire barrier.

Customer's Own Material (C.O.M.) Program

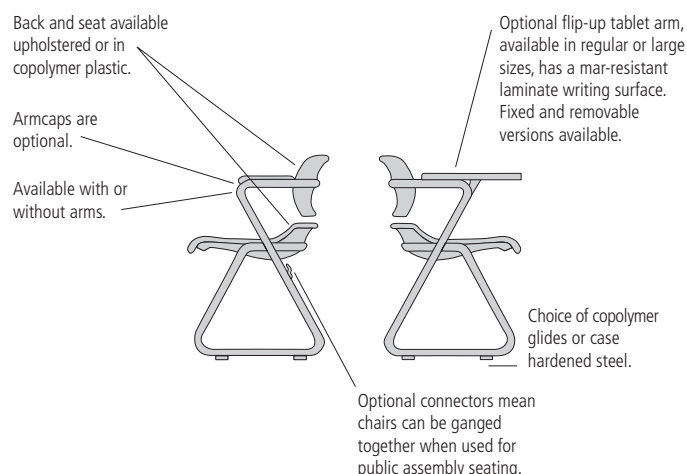
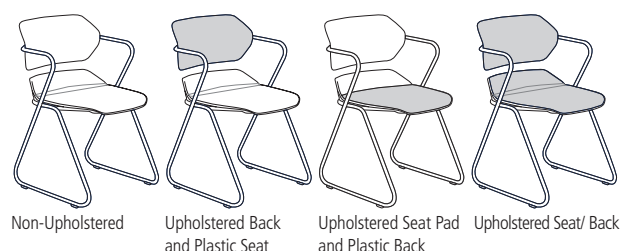
American Seating offers C.O.M. options on seating products. Within five days following the receipt of test yardage, we will confirm your C.O.M. request. Contact your customer service representative at (800) 748-0268 to discuss the C.O.M. fabric approval process. The C.O.M. General Information on page 7.

To price chairs using C.O.M. fabric, refer to Grade 1 or the lowest fabric grade available for that specific chair.

C.O.M. Upholstery Yardages

Chair	Non-Directional Pattern (54"w)	Directional Pattern (54"w)	Vinyl (54"w)
Acton	.7 yard	.75 yard	.75 yard

Fabrics with wide pattern repeat may require additional yardage.



Special Options

- Custom Shell Color
- Custom Frame Color

CAL 133 – Upholstered Chairs

- Burn Test

- Barrier

CAL 133 – Non-Upholstered Chairs

- No Minimum on Black, Dark Neutral Navy, Gray Taupe, or Steel Grey

Quantity Requirement

Minimum 300 Chairs (one color)
Less than 300 Chairs (one color)
Minimum 250 Chairs (one color)
Less than 250 Chairs (one color)

Minimum 15 Chairs

Minimum 15 Chairs

Minimum 50 Chairs

Price

\$1,115 List up-charge
\$2,345 List up-charge
\$445 List up-charge
\$1,115 List up-charge


\$487 NET plus cost of chair and barrier charge


\$49 List up-charge per upholstered chair


\$20 List up-charge per non-upholstered chair


Acton® Stacker – Arm Models

Acton Stacker (AC) The reinforced tubular frame comes in chrome or standard textured powder coat Frame Color. Sculptured seat and back are designed to provide overall body comfort and superior back support. Backs and seats are available in either non-upholstered textured polypropylene or upholstered ½" foam on polypropylene shell. Chairs are shipped standard with high-density copolymer glides for use on carpeted and hard floor surfaces. See pages 10-14 for applicable fabrics and finishes. Armcaps in textured molded plastic (cannot be field installed). Upholstery for added comfort and design flexibility. Welded steel ganging attachments ensure straight rows and are permanently affixed to frame.

Arm Model	1 Product Code	2 Frame Color	3 Shell Color	4 Fabric	Description	Plastic	C.O.M. Grade 1	Grade 2	Grade 4	Grade 6
	E AC0020	?	?	N/A	Non-Upholstered	\$167				
	E AC1020	?	?	???	Upholstered Seat/Back		\$325	\$341	\$357	\$373
	E AC9020	?	?	???	Seat Plastic/ Upholstered Back		\$218	\$224	\$230	\$236
	E ACP020	?	?	???	Seat Pad Upholstered/ Non-Upholstered back		\$263	\$274	\$285	\$296
Dimensions: W:20" D:21 1/2" H:30 1/2" SH:17" AH:9 1/4"										

With Ganging Connectors	1 Product Code	2 Frame Color	3 Shell Color	4 Fabric	Description	Plastic	C.O.M. Grade 1	Grade 2	Grade 4	Grade 6
	AC0022	?	?	N/A	Non-Upholstered	\$203				
	AC1022	?	?	???	Upholstered Seat/Back		\$361	\$377	\$393	\$409
	AC9022	?	?	???	Seat Plastic/ Upholstered Back		\$254	\$260	\$266	\$272
	ACP022	?	?	???	Seat Pad Upholstered/ Non-Upholstered back		\$299	\$310	\$321	\$332
Dimensions: W:20" D:21 1/2" H:30 1/2" SH:17" AH:9 1/4"										

With Plastic Armcaps	1 Product Code	2 Frame Color	3 Shell Color	4 Fabric	Description	Plastic	C.O.M. Grade 1	Grade 2	Grade 4	Grade 6
	AC0120	?	?	N/A	Non-Upholstered	\$196				
	AC1120	?	?	???	Upholstered Seat/Back		\$354	\$370	\$386	\$402
	AC9120	?	?	???	Seat Plastic/ Upholstered Back		\$247	\$253	\$259	\$265
	ACP120	?	?	???	Seat Pad Upholstered/ Non-Upholstered back		\$292	\$303	\$314	\$325
Dimensions: W:20" D:21 1/2" H:30 1/2" SH:17" AH:9 1/4"										

With Plastic Armcaps and Ganging Connectors	1 Product Code	2 Frame Color	3 Shell Color	4 Fabric	Description	Plastic	C.O.M. Grade 1	Grade 2	Grade 4	Grade 6
	AC0122	?	?	N/A	Non-Upholstered	\$232				
	AC1122	?	?	???	Upholstered Seat/Back		\$390	\$406	\$422	\$438
	AC9122	?	?	???	Seat Plastic/ Upholstered Back		\$283	\$289	\$295	\$301
	ACP122	?	?	???	Seat Pad Upholstered/ Non-Upholstered back		\$328	\$339	\$350	\$361
Dimensions: W:20" D:21 1/2" H:30 1/2" SH:17" AH:9 1/4"										

To Specify/Order:

1 Product Code (6 digits)

Steel Glide
(for use on abrasive floors)
Change 5th digit to 0
Price: No up-charge

Bookrack available
Change 6th digit to 1
Price: \$95 List up-charge per chair

2 Frame Color (2 digits) See page 10

Chrome Frame
Price: \$23 List up-charge per chair

3 Shell Color (1 digit) See page 10

4 Fabric (3 digit) See pages 11-14 (Upholstered) Leave blank for non-upholstered

Examples:

AC0022 + H + H
(Non-Upholstered)

AC1020 + H + H + GLT
(Upholstered)

Acton Stacker (AC) Armless reinforced tubular frame comes in chrome or standard textured powder coat Frame Color. Sculptured seat and back are designed to provide overall body comfort and superior back support. Backs and seats are available in either non-upholstered textured polypropylene or upholstered ½" foam on polypropylene shell. Chairs are shipped standard with high-density copolymer glides for use on carpeted and hard floor surfaces. See pages 10-14 for applicable fabrics and finishes. Upholstery for added comfort and design flexibility. Welded steel ganging attachments ensure straight rows and are permanently affixed to frame.

Armless Models



	1 Product Code	2 Frame Color	3 Shell Color	4 Fabric	Description	Plastic	C.O.M. Grade 1	Grade 2	Grade 4	Grade 6
E	AC0220	?	?	N/A	Non-Upholstered	\$157				
E	AC1220	?	?	???	Upholstered Seat/Back		\$315	\$331	\$347	\$363
E	AC9220	?	?	???	Seat Plastic/ Upholstered Back		\$208	\$214	\$220	\$226
E	ACP220	?	?	???	Seat Pad Upholstered/ Non-Upholstered Back		\$253	\$264	\$275	\$286

Dimensions: W:20" D:21 1/2" H:30 1/2" SH:17"

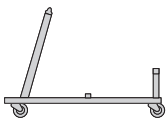
With Ganging
Connectors



	1 Product Code	2 Frame Color	3 Shell Color	4 Fabric	Description	Plastic	C.O.M. Grade 1	Grade 2	Grade 4	Grade 6
	AC0222	?	?	N/A	Non-Upholstered	\$193				
	AC1222	?	?	???	Upholstered Seat/Back		\$351	\$367	\$383	\$399
	AC9222	?	?	???	Seat Plastic/ Upholstered Back		\$244	\$250	\$256	\$262
	ACP222	?	?	???	Seat Pad Upholstered/ Non-Upholstered Back		\$289	\$300	\$311	\$322

Dimensions: W:20" D:21 1/2" H:30 1/2" SH:17"

Dolly



	Product Code	Width	Depth	Height	Description	Price
E	8693A0041	21"	30 1/4"	26 3/4"	Dolly – Arm Models	\$415
E	869400041	21"	30 1/4"	26 3/4"	Dolly – Armless Models	\$450

Dimensions: W:22" D:36" H:72" max
Capacity: Non-upholstered 26, Upholstered 18

To Specify/Order:


- 1 Product Code (6 digits)
Steel Glide
(for use on abrasive floors)
Change 5th digit to 0
Price: No up-charge
Bookrack available
Change 6th digit to 1
Price: \$95 List up-charge per chair
- 2 Frame Color (2 digits) See page 10
Chrome Frame
Price: \$23 List up-charge per chair
- 3 Shell Color (1 digit) See page 10
- 4 Fabric (3 digits) See pages 11-14
(Upholstered)
Leave blank for non-upholstered

Examples:
AC0220 + H + H
(Non-Upholstered)

AC1220 + H + H + GLT
(Upholstered)

Acton® Stacker – Removable Tablet Arm

Removable Tablet Arm (ACT) With mar-resistant laminate writing surface and integral burnished edge, the removable tablet arm works well in situations where there is occasional classroom use. See page 10 for applicable laminate finishes.

Removable Tablet Arm For Arm Models	1	2	Description	Length	Width	Price
	Product Code	Laminate Finish				
	ACT50	??	Regular R-Handed	20 1/8"	12"	\$173
	ACTC0	??	Large R-Handed	21 7/8"	15 1/2"	\$176

Note: For use on chrome frame chairs only.

Removable Tablet Arm models for arm models should not be used on Actons with connectors or armcaps as they will interfere with each other.

To Specify/Order:

- 1 Product Code (5 digits)
- 2 Laminate code for tablet arm (2 digits)
See page 10

Example:
ACT50 + 6Y

Acton with Tablet Arm (AC) Tablet arm, available in regular or large sizes, has a mar-resistant laminate writing surface and integral burnished edge. Sculptured seat and back are designed to provide overall body comfort and superior back support. Backs and seats are available in either non-upholstered textured polypropylene or upholstered ½" foam on polypropylene shell. Chairs are shipped standard with high-density copolymer glides for use on carpeted and hard floor surfaces. See pages 11-14 for applicable fabrics and finishes and page 10 for laminate finishes. Upholstery for added comfort and design flexibility. Tablet Arm available in both regular, large and heavy duty surfaces.

To Specify/Order:

- 1 Product Code (6 digits)
Steel Glide
(for use on abrasive floors)
Change 5th digit to 0
Price: No up-charge

Bookrack available
Change 6th digit to 1
Price: \$95 List up-charge per chair
- 2 Frame Color (1 digit) See page 10
Chrome Frame
Price: \$23 List up-charge per chair
- 3 Shell Color (1 digit) See page 10
- 4 Fabric (3 digits) See pages 11-14 (Upholstered)
- 5 Laminate code for tablet arm (2 digits)
See page 10

Examples:
AC0320 + H + H + 000 + 87
(Non-Upholstered)

AC1320 + H + H + GLT + 87
(Upholstered)

Arm Model
Regular Flip-Up
Tablet Arm



1	2	3	4	5						
Product Code	Frame Color	Shell Color	Fabric	Tablet Arm Lam.	Description	Plastic	C.O.M. Grade 1	Grade 2	Grade 4	Grade 6
AC0320-Left AC0520-Right	?	?	000	??	Non-Upholstered	\$298				
AC1320-Left AC1520-Right	?	?	???	??	Upholstered Seat/ Back		\$456	\$472	\$488	\$504
AC9320-Left AC9520-Right	?	?	???	??	Seat Plastic/ Upholstered Back		\$349	\$355	\$361	\$367
ACP320-Left ACP520-Right	?	?	???	??	Seat Pad Upholstered/ Non-Upholstered Back		\$394	\$405	\$416	\$427

Dimensions: W:22 1/2" D:29" H:30 1/2" SH:17" AH:9 1/4"

Armless Model
Regular Flip-Up
Tablet Arm



1	2	3	4	5						
Product Code	Frame Color	Shell Color	Fabric	Tablet Arm Lam.	Description	Plastic	C.O.M. Grade 1	Grade 2	Grade 4	Grade 6
AC0720-Left AC0820-Right	?	?	000	??	Non-Upholstered	\$288				
AC1720-Left AC1820-Right	?	?	???	??	Upholstered Seat/ Back		\$446	\$462	\$478	\$494
AC9720-Left AC9820-Right	?	?	???	??	Seat Plastic/ Upholstered Back		\$339	\$345	\$351	\$357
ACP720-Left ACP820-Right	?	?	???	??	Seat Pad Upholstered/ Non-Upholstered Back		\$384	\$395	\$406	\$417

Dimensions: W:22 1/2" D:29" H:30 1/2" SH:17" AH:9 1/4"

Armless Model
Large Flip-up
Tablet Arm



1	2	3	4	5						
Product Code	Frame Color	Shell Color	Fabric	Tablet Arm Lam.	Description	Plastic	C.O.M. Grade 1	Grade 2	Grade 4	Grade 6
AC0E20-Left AC0F20-Right	?	?	000	??	Non-Upholstered	\$306				
AC1E20-Left AC1F20-Right	?	?	???	??	Upholstered Seat/Back		\$464	\$480	\$496	\$512
AC9E20-Left AC9F20-Right	?	?	???	??	Seat Plastic/ Upholstered Back		\$357	\$363	\$369	\$375
ACPE20-Left ACPF20-Right	?	?	???	??	Seat Pad Upholstered/ Non-Upholstered Back		\$402	\$413	\$424	\$435

Dimensions: W:22 1/2" D:29" H:30 1/2" SH:17" AH:9 1/4"

Acton® Stacker – Models with Heavy-Duty Fixed Tablet Arm

Comfort and Performance The Acton's unique "Z-shaped" frame design, in combination with its distinctive seat form, provides optimum comfort and maximum legroom. Each Acton stack chair meets or exceeds ANSI/BIFMA standards, and is backed by American Seating's comprehensive warranty.

Seat and Back Construction All seat and back shells are constructed with color-infused, mar-resistant polypropylene and attached to the frame with screw and T-nut assemblies for increased durability. Upholstered cushion composition is ½" of polyurethane with an ILD of 35 lbs.

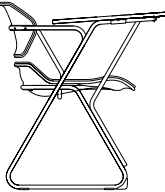
Frame Construction The Acton frame is constructed with 14-gauge, cold-rolled steel and 16-gauge tube inner reinforcements within the arm construction and all connection points for greater strength and durability. The frame is available with either chrome plating or textured powder coat finish.


Glides Acton's standard copolymer glides are 1⅝" x ½", and attached to the frame, both front and rear, with ⅜" pop rivets. Optional case-hardened, zinc plated steel glides are available for use on abrasive flooring such as concrete.

Heavy-Duty Tablet Arms Available in both regular and large dimensions, the optional heavy-duty tablet arm is engineered to support up to 300 lbs. Both tablet arms are made with ½" thick plywood covered with a ⅛" laminate on both sides. The tablet arm's supporting structure is made with a ⅝" diameter steel bar welded to the chair frame. The fixed-position writing surface can be specified in a variety of laminates.

Acton® Stacker – Heavy Duty Tablet Arm Models

Acton with Heavy Duty Tablet Arm (AC) Tablet arm, available in regular or large sizes, has a mar-resistant laminate writing surface and integral burnished edge. Sculptured seat and back are designed to provide overall body comfort and superior back support. Backs and seats are available in either non-upholstered textured polypropylene or upholstered ½" foam on polypropylene shell. See pages 11-14 for applicable fabrics and finishes and page 10 for laminate finishes. Upholstery for added comfort and design flexibility. Tablet Arm available in both regular, large and heavy duty surfaces.

Armless Model Regular Heavy Duty Tablet Arm	1	2	3	4	5	Description	Plastic	C.O.M. Grade 1	Grade 2	Grade 4	Grade 6
	Product Code	Frame Color	Shell Color	Fabric	Tablet Arm Lam.						
	AC0G20-Left AC0H20-Right	?	?	000	??	Non-Upholstered	\$350				
	AC1G20-Left AC1H20-Right	?	?	???	??	Upholstered Seat/ Back	\$508		\$524	\$540	\$556
	AC9G20-Left AC9H20-Right	?	?	???	??	Seat Plastic/ Upholstered Back	\$401		\$407	\$413	\$419
	ACPG20-Left ACPH20-Right	?	?	???	??	Seat Pad Upholstered/ Non-Upholstered Back	\$446		\$457	\$468	\$479
	Dimensions: W:22 1/2" D:28" H:30 1/2" SH:17" AH:9 1/4"										

Armless Model Large Heavy Duty Tablet Arm	1	2	3	4	5	Description	Plastic	C.O.M. Grade 1	Grade 2	Grade 4	Grade 6
	Product Code	Frame Color	Shell Color	Fabric	Tablet Arm Lam.						
	AC0J20-Left AC0K20-Right	?	?	000	??	Non-Upholstered	\$368				
	AC1J20-Left AC1K20-Right	?	?	???	??	Upholstered Seat/ Back	\$526		\$542	\$558	\$574
	AC9J20-Left AC9K20-Right	?	?	???	??	Seat Plastic/ Upholstered Back	\$419		\$425	\$431	\$437
	ACPJ20-Left ACPK20-Right	?	?	???	??	Seat Pad Upholstered/ Non-Upholstered Back	\$464		\$475	\$486	\$497
	Dimensions: W:22 1/2" D:29 1/2" H:30 1/2" SH:17" AH:9 1/4"										

To Specify/Order:

- Product Code (6 digits)
Steel Glide
(for use on abrasive floors)
Change 5th digit to 0
Price: No up-charge
Bookrack available
Change 6th digit to 1
Price: \$95 List up-charge per chair
- Frame Color (1 digit) See page 10
Chrome Frame
Price: \$23 List up-charge per chair
- Shell Color (1 digit) See page 10
- Fabric (3 digits) See pages 11-14
(Upholstered)
- Laminate Code for Tablet Arm (2 digits)
See page 10

Examples:
AC0G20 + H + H + 000 + 87
(Non-Upholstered)

AC1G20 + H + H + GLT + 87
(Upholstered)

Acton® Caster Base Chair

Section Guide

Acton Caster Base Chair	Page
General Information.....	24
Standard Features	24
Options.....	25
Chairs	26
Stools	27

General Information

The IBD Award Winning **Acton** design is available in a caster base chair. It is an economical seating solution that has been designed for uncompromised passive comfort and durability. A passive seating design, the **Acton** Caster Base chair and stool are well dimensioned for ergonomic performance. Its contoured seat and back offer just the right angles and curves to promote body circulation for prolonged sitting comfort.

The **Acton** Caster Base Chair has a strong tubular steel frame with an integral arm.

Its textured polypropylene seat and back are color impregnated for durable good looks. Upholstered inserts are removable for replacement of fabric and foam cushioning. The five star base promotes patron safety.

Offered in a choice of task chair or stool models, the **Acton** Caster Base Chair is perfectly at home wherever people sit while they work or learn. The **Acton** Caster Base Chair is the alternative solution for the office, training room or for most any application.

The **Acton** Caster Base Chair meets or exceeds ANSI/BIFMA test requirements, ANSI/HFES standards, and can be ordered to meet the stringent requirements of California Technical Bulletin 133.

Backed by American Seating's comprehensive 10-year warranty, the **Acton** Caster Base Chair will provide years of customer satisfaction. An excellent compliment to the renowned **Acton** Stacker.

Standard Features

Tubular Frame 14 gauge frame with 16 gauge inner reinforcement through the arms.

Frame Color Choose chrome or textured powder coated epoxy.

Integral Arms Provide added comfort.

Seat and Backrest Textured surfaces hide fingerprints, small scratches and are easily replaced.

Waterfall Seat Front Support behind knees without cutting off circulation.

Floating Backrest Cantilever design provides lumbar support.

Pneumatic Seat Height Adjustment Seat height adjustment is activated by a conveniently located paddle at the side of the chair.

Tilt Tension Seat Tilt Action is adjustable with the tension adjustment knob located below the front of the seat. (Task Chair Only).

Five Star Base Black textured base resists marring.

Dual Wheel Hard Casters Less carpet wear.

Soft Casters For use on hard floors.

Knocked-Down Shipping Chairs are shipped KD as standard and can be shipped UPS.

Safety and Durability The Acton Caster Base Chairs meet or exceed all applicable ANSI/BIFMA test standards.

Options

Armcaps Textured molded plastic for comfort. Armcaps cannot be field installed.

Upholstery For added comfort and design flexibility.

Locking Casters Maintain chair position when not in use.

Footring Available on stool models only, supports legs in a comfortable position; polished aluminum; adjustment is independent of the seat.

NOTE: An upholstered Acton Caster Base Chair is available to meet California Technical

Bulletin 133 requirements. Contact your American Seating Representative on availability. Standard leadtimes may be affected.

Burn test required for CAL 133 certification, if not previously tested. The cost of the burn test is \$487 net price plus the price of the chair being tested and the fire barrier.

Customer's Own Material (C.O.M.) Program

American Seating offers C.O.M. options on seating products. Within five days following the receipt of test yardage, we will confirm your C.O.M. request. Contact your customer service representative at (800) 748-0268 to discuss the C.O.M. fabric approval process. The C.O.M. General Information on page 8.

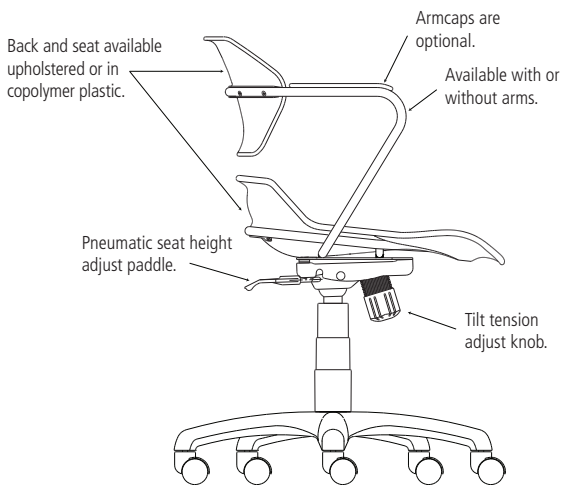
To price chairs using C.O.M. fabric, refer to Grade 1 or the lowest fabric grade available for that specific chair.

C.O.M. Upholstery Yardages

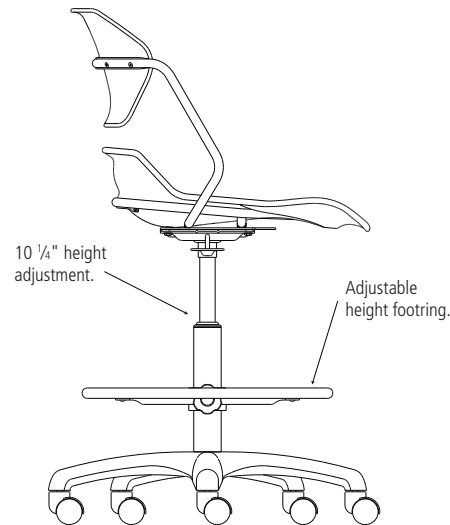
Chair	Non-Directional Pattern (54"w)	Directional Pattern (54"w)	Vinyl (54"w)
Acton	.7 yard	.75 yard	.75 yard

Fabrics with wide pattern repeat may require additional yardage.

Task Chair



Stool



Special Options

- Custom Shell Color
- Custom Frame Color

CAL 133 – Upholstered Chairs

- Burn Test
- Barrier

Quantity Requirement

Minimum 300 Chairs (one color)
 Less than 300 Chairs (one color)
 Minimum 250 Chairs (one color)
 Less than 250 Chairs (one color)

Price

\$1,115 List up-charge
 \$2,345 List up-charge
 \$445 List up-charge
 \$1,115 List up-charge

Minimum 15 Chairs
 Minimum 15 Chairs

\$487 NET plus cost of chair and barrier charge
 \$49 List up-charge per chair for barrier

CAL 133 – Non-Upholstered Chairs



- No Minimum on Black, Dark Neutral Navy, Gray Taupe, or Steel Grey



Minimum 50 Chairs



\$20 List up-charge per chair

Acton® Caster Base Task Chair

Acton Caster Base Chair With an advanced passive task seating design, the **Acton** Caster Base Chair is well dimensioned for ergonomic performance. Its contoured seat and back offer just the right angles and curves to promote body circulation for prolonged sitting comfort. See pages 10-15 for applicable fabric and finishes. Pneumatic height adjustment. Armcaps textured molded plastic for comfort. Armcaps cannot be field installed. Upholstery for added comfort and design flexibility.

	1	2	3	4	5	6						
Caster Base Arm Model Without Armcaps	Product Code	Caster	Base Finish Black Only	Frame Color	Shell Color	Fabric	Description	Plastic	C.O.M. Grade 1	Grade 2	Grade 4	Grade 6
	E AB00501	?	H	?	?	N/A	Non-Upholstered	\$315				
	Dimensions: H:27 1/2"-31 3/4" SW:20" SD:21 1/2" SH:15 1/2"-19 3/4" AH:9 1/4"											
	E AB10501	?	H	?	?	???	Upholstered Seat/Back		\$473	\$489	\$505	\$521
	E AB90501	?	H	?	?	???	Seat Plastic/Upholstered Back		\$366	\$372	\$378	\$384
	E ABP0501	?	H	?	?	???	Seat Pad Upholstered/Non-Upholstered Back		\$411	\$422	\$433	\$444
	Dimensions: H:28"-33" SW:20" SD:21 1/2" SH:16"-20 1/4" AH:9 1/4"											

	1	2	3	4	5	6						
Caster Base Arm Model With Plastic Armcaps	Product Code	Caster	Base Finish Black Only	Frame Color	Shell Color	Fabric	Description	Plastic	C.O.M. Grade 1	Grade 2	Grade 4	Grade 6
	AB01501	?	H	?	?	N/A	Non-Upholstered	\$344				
	Dimensions: H:27 1/2"-31 3/4" SW:20" SD:21 1/2" SH:15 1/2"-19 3/4" AH:9 1/4"											
	AB11501	?	H	?	?	???	Upholstered Seat/Back		\$502	\$518	\$534	\$550
	AB91501	?	H	?	?	???	Seat Plastic/Upholstered Back		\$395	\$401	\$407	\$413
	ABP1501	?	H	?	?	???	Seat Pad Upholstered/Non-Upholstered Back		\$440	\$451	\$462	\$473
	Dimensions: H:28"-33" SW:20" SD:21 1/2" SH:16"-20 1/4" AH:9 1/4"											

	1	2	3	4	5	6						
Caster Base Armless Model	Product Code	Caster	Base Finish Black Only	Frame Color	Shell Color	Fabric	Description	Plastic	C.O.M. Grade 1	Grade 2	Grade 4	Grade 6
	E AB02501	?	H	?	?	N/A	Non-Upholstered	\$305				
	Dimensions: H:27 1/2"-31 3/4" SW:20" SD:21 1/2" SH:15 1/2"-19 3/4"											
	E AB12501	?	H	?	?	???	Upholstered Seat/Back		\$463	\$479	\$495	\$511
	E AB92501	?	H	?	?	???	Seat Plastic/Upholstered Back		\$356	\$362	\$368	\$374
	E ABP2501	?	H	?	?	???	Seat Pad Upholstered/Non-Upholstered Back		\$401	\$412	\$423	\$434
	Dimensions: H:28"-33" SW:20" SD:21 1/2" SH:16"-20 1/4"											

To Specify/Order:

- Product Code (7 digits)
- Caster Options (1 digit)
2 = Soft Tread Casters E
3 = Hard Tread Casters E
- Base Finish Black Only (add H)
- Frame Color (1 digit) See page 10
Chrome Frame
Price: \$23 List up-charge per chair
- Shell Color (1 digit) See page 10
- Fabric (3 digits) See pages 11-14 (Upholstered)
Leave blank for non-upholstered

Examples:

AB00501 + 3 + H + H + H
(Non-Upholstered)

AB10501 + 3 + H + H + H + GLT
(Upholstered)

Acton Caster Base Stool This versatile stool's extended 10% height range means it can double as a task chair. With an advanced passive seating design, the **Acton** Caster Base Stool is well dimensioned for ergonomic performance. Its contoured seat and back offer just the right angles and curves to promote body circulation for prolonged sitting comfort. See pages 10-15 for applicable fabric and finishes. Pneumatic height adjustment. Armcaps textured molded plastic for comfort. Armcaps cannot be field installed. Upholstery for added comfort and design flexibility.



To Specify/Order:



- 1 Product Code (7 digits)
- 2 Caster Options (1 digit)
2 = Soft Tread Casters E
3 = Hard Tread Casters E
- 3 Base Finish Black Only (add H)
- 4 Frame Color (1 digit) See page 10
Chrome Frame
Price: \$23 List up-charge per chair
- 5 Shell Color (1 digit) See page 10
- 6 Fabric (3 digits) See pages 11-14 (Upholstered)
Leave blank for non-upholstered



Examples:

AS00601 + 3 + H + H + H
(Non-Upholstered)

AS10601 + 3 + H + H + H + FRA
(Upholstered)

	1	2	3	4	5	6						
Caster Base Stool Arm Model Without Armcaps	Product Code	Caster	Base Finish Black Only	Frame Color	Shell Color	Fabric	Description	Plastic	C.O.M. Grade 1	Grade 2	Grade 4	Grade 6
	E AS00601	?	H	?	?	N/A	Non-Upholstered	\$388				
	Dimensions: H:33"-43 1/4" SW:20" SD:21 1/2" SH:20 1/2"-30 3/4" AH:9 1/4"											
	E AS10601	?	H	?	?	???	Upholstered Seat/ Back		\$546	\$562	\$578	\$594
	E AS90601	?	H	?	?	???	Seat Plastic/ Upholstered Back		\$439	\$445	\$451	\$457
	E ASP0601	?	H	?	?	???	Seat Pad Upholstered/ Non-Upholstered Back		\$484	\$495	\$506	\$517
	Dimensions: H:33 1/2"-43 3/4" SW:20" SD:21 1/2" SH:21"-31 1/4" AH:9 1/4"											

	1	2	3	4	5	6						
Caster Base Stool Arm Model With Plastic Armcaps	Product Code	Caster	Base Finish Black Only	Frame Finish	Shell Finish	Fabric	Description	Plastic	C.O.M. Grade 1	Grade 2	Grade 4	Grade 6
	AS01601	?	H	?	?	N/A	Non-Upholstered	\$417				
	Dimensions: H:33"-43 1/4" SW:20" SD:21 1/2" SH:20 1/2"-30 3/4" AH:9 1/4"											
	AS11601	?	H	?	?	???	Upholstered Seat/Back		\$575	\$591	\$607	\$623
	AS91601	?	H	?	?	???	Seat Plastic/ Upholstered Back		\$468	\$474	\$480	\$486
	ASP1601	?	H	?	?	???	Seat Pad Upholstered/ Non-Upholstered Back		\$513	\$524	\$535	\$546
	Dimensions: H:33 1/2"-43 3/4" SW:20" SD:21 1/2" SH:21"-31 1/4" AH:9 1/4"											

	1	2	3	4	5	6						
Caster Base Stool Armless Model	Product Code	Caster	Base Finish Black Only	Frame Finish	Shell Finish	Fabric	Description	Plastic	C.O.M. Grade 1	Grade 2	Grade 4	Grade 6
	E AS02601	?	H	?	?	N/A	Non-Upholstered	\$378				
	Dimensions: H:33"-43 3/4" SW:20" SD:21 1/2" SH:20 1/2"-30 3/4"											
	E AS12601	?	H	?	?	???	Upholstered Seat/ Back		\$536	\$552	\$568	\$584
	E AS92601	?	H	?	?	???	Seat Plastic/ Upholstered Back		\$429	\$435	\$441	\$447
	E ASP2601	?	H	?	?	???	Seat Pad Upholstered/ Non-Upholstered Back		\$474	\$485	\$496	\$507
	Dimensions: H:33 1/2"-43 3/4" SW:20" SD:21 1/2" SH:21"-31 1/4"											

Acton® with Tilt-Up Seat

Section Guide

Acton with Tilt-Up Seat	Page
General Information.....	28
Arms with Tilt-Up Seat.....	29
Armless with Tilt-Up Seat.....	30

General Information

Acton with Tilt-Up Seat (ACO & AC1) meets mass seating building code requirements for row seating. Sculptured seat and back are designed to provide overall body comfort and superior back support.

Backs and seats are available in either non-upholstered textured polypropylene or upholstered 1/2" foam on polypropylene shell. Optional connectors allow chairs to be ganged together when used for public assembly seating. Chairs are shipped standard with high-density copolymer glides for use on carpeted and hard floor surfaces.

Dolly With our optional dolly you can stack and roll your chairs out of the way.

Dolly Capacity


Non-Upholstered Chairs.....	26
Upholstered Chairs	18

Acton Stacker (AC) Armless reinforced tubular frame comes in chrome or standard textured powder coat Frame Color. Sculptured seat and back are designed to provide overall body comfort and superior back support. Backs and seats are available in either non-upholstered textured polypropylene or upholstered ½" foam on polypropylene shell. Chairs are shipped standard with high-density copolymer glides for use on carpeted and hard floor surfaces. Seat tilts up for ease of ingress and egress. See pages 10-15 for applicable fabrics and finishes.


To Specify/Order:

- 1 Product Code (6digits)
Steel Glide
(for use on abrasive floors)
Change 5th digit to 1
Price: No up-charge
- 2 Frame Color (1 digit) See page 10
Chrome Frame
Price: \$23 List up-charge per chair
- 3 Shell Color (1 digit) See page 10
- 4 Fabric (3 digits) See pages 11-14 (Upholstered)
Leave blank for non-upholstered


Example:
AC1030 + H + H + GLT

	1 Product Code	2 Frame Color	3 Shell Color	4 Fabric	Description	Plastic	C.O.M. Grade 1	Grade 2	Grade 4	Grade 6
	AC0030	?	?	N/A	Non-Upholstered	\$358				
	AC1030	?	?	???	Upholstered Seat/Back		\$516	\$532	\$548	\$564
	AC9030	?	?	???	Seat Plastic/ Upholstered Back		\$409	\$415	\$421	\$427
	ACP030	?	?	???	Seat Pad Upholstered/ Non-Upholstered back		\$454	\$465	\$476	\$487


Dimensions: W:20" D:21 1/2" H:30 1/2" SH:17" AH:9 1/4"

	1 Product Code	2 Frame Color	3 Shell Color	4 Fabric	Description	Plastic	C.O.M. Grade 1	Grade 2	Grade 4	Grade 6
	AC0032	?	?	N/A	Non-Upholstered	\$394				
	AC1032	?	?	???	Upholstered Seat/Back		\$552	\$568	\$584	\$600
	AC9032	?	?	???	Seat Plastic/ Upholstered Back		\$445	\$451	\$457	\$463
	ACP032	?	?	???	Seat Pad Upholstered/ Non-Upholstered back		\$490	\$501	\$512	\$523

Dimensions: W:20" D:21 1/2" H:30 1/2" SH:17" AH:9 1/4"

	1 Product Code	2 Frame Color	3 Shell Color	4 Fabric	Description	Plastic	C.O.M. Grade 1	Grade 2	Grade 4	Grade 6
	AC0130	?	?	N/A	Non-Upholstered	\$387				
	AC1130	?	?	???	Upholstered Seat/Back		\$545	\$561	\$577	\$593
	AC9130	?	?	???	Seat Plastic/ Upholstered Back		\$438	\$444	\$450	\$456
	ACP130	?	?	???	Seat Pad Upholstered/ Non-Upholstered back		\$483	\$494	\$505	\$516

Dimensions: W:20" D:21 1/2" H:30 1/2" SH:17" AH:9 1/4"

	1 Product Code	2 Frame Color	3 Shell Color	4 Fabric	Description	Plastic	C.O.M. Grade 1	Grade 2	Grade 4	Grade 6
	AC0132	?	?	N/A	Non-Upholstered	\$423				
	AC1132	?	?	???	Upholstered Seat/Back		\$581	\$597	\$613	\$629
	AC9132	?	?	???	Seat Plastic/ Upholstered Back		\$474	\$480	\$486	\$492
	ACP132	?	?	???	Seat Pad Upholstered/ Non-Upholstered back		\$519	\$530	\$541	\$552

Dimensions: W:20" D:21 1/2" H:30 1/2" SH:17" AH:9 1/4"

Acton® Armless Models with Tilt-Up Seat

Acton Stacker (AC) Armless reinforced tubular frame comes in chrome or standard textured powder coat Frame Color. Sculptured seat and back are designed to provide overall body comfort and superior back support. Backs and seats are available in either non-upholstered textured polypropylene or upholstered ½" foam on polypropylene shell. Chairs are shipped standard with high-density copolymer glides for use on carpeted and hard floor surfaces. Seat tilts up for ease of ingress and egress. See pages 10-15 for applicable fabrics and finishes.

Armless Models Tilt-Up



1 Product Code	2 Frame Color	3 Shell Color	4 Fabric	Description	Plastic	C.O.M. Grade 1	Grade 2	Grade 4	Grade 6
AC0230	?	?	N/A	Non-Upholstered	\$348				
AC1230	?	?	???	Upholstered Seat/Back		\$506	\$522	\$538	\$554
AC9230	?	?	???	Seat Plastic/ Upholstered Back		\$399	\$405	\$411	\$417
ACP230	?	?	???	Seat Pad Upholstered/ Non-Upholstered Back		\$444	\$455	\$466	\$477

Dimensions: W:20" D:21 1/2" H:30 1/2" SH:17"

With Ganging Connectors Tilt-Up



1 Product Code	2 Frame Color	3 Shell Color	4 Fabric	Description	Plastic	C.O.M. Grade 1	Grade 2	Grade 4	Grade 6
AC0232	?	?	N/A	Non-Upholstered	\$384				
AC1232	?	?	???	Upholstered Seat/Back		\$542	\$558	\$574	\$590
AC9232	?	?	???	Seat Plastic/ Upholstered Back		\$435	\$441	\$447	\$453
ACP232	?	?	???	Seat Pad Upholstered/ Non-Upholstered Back		\$480	\$491	\$502	\$513

Dimensions: W:20" D:21 1/2" H:30 1/2" SH:17"

To Specify/Order:

- 1 Product Code (6digits)
Steel Glide
(for use on abrasive floors)
Change 5th digit to 1
Price: No up-charge
- 2 Frame Color (1 digit) See page 10
Chrome Frame
Price: \$23 List up-charge per chair
- 3 Shell Color (1 digit) See page 10
- 4 Fabric (3 digits) See pages 11-14 (Upholstered)
Leave blank for non-upholstered

Examples:
AC0230 + H + H
(Non-Upholstered)

AC1230 + H + H + GLT
(Upholstered)

Section Guide

Acton Tandem Seating	Page
General Information.....	31
Arm Models.....	32
Armless Models	33

General Information

Acton Tandem Seating (AN & AU) Tandem units are available with two, three, four, or five seats. Table tops may be substituted for seats in three, four and five unit configurations. All units are beam mounted and movable.

Sculptured seat and back designed to provide overall body comfort and superior back support. Backs and seats are available in either non-upholstered textured polypropylene or

upholstered 1/2" foam on polypropylene shell. Two arms are provided with each individual chair. Armcaps are not available on tandem units.

Tandem Seating Units

Two Chair Unit

Dimensions: W: 43¾"
D: 21½"
H: 30½"
SH: 17"
AH: 9¼"



Three Chair Unit

Dimensions: W: 66¾"
D: 21½"
H: 30½"
SH: 17"
AH: 9¼"



Four Chair Unit

Dimensions: W: 89¾"
D: 21½"
H: 30½"
SH: 17"
AH: 9¼"



Five Chair Unit

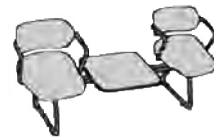
Dimensions: W: 112¾"
D: 21½"
H: 30½"
SH: 17"
AH: 9¼"



Tandem Seating with Table Units

Two Chairs and One Table Unit

Dimensions: W: 66¾"
D: 21½"
H: 30½"
SH: 17"
AH: 9¼"
Table Dimensions: W: 19¼"
D: 19¼"



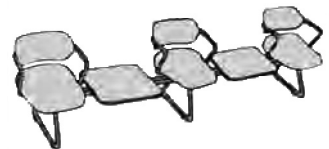
Three Chairs and One Table Unit

Dimensions: W: 89¾"
D: 21½"
H: 30½"
SH: 17"
AH: 9¼"
Table Dimensions: W: 19¼"
D: 19¼"



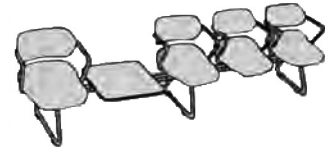
Three Chairs and Two Table Unit

Dimensions: W: 112¾"
D: 21½"
H: 30½"
SH: 17"
AH: 9¼"
Table Dimensions: W: 19¼"
D: 19¼"



Four Chairs and One Table Unit

Dimensions: W: 112¾"
D: 21½"
H: 30½"
SH: 17"
AH: 9¼"
Table Dimensions: W: 19¼"
D: 19¼"



Acton® Tandem Seating – Arm Models

Tandem Seating Without Table Units Arm Models	1	2	3	4	5	Description	Plastic	C.O.M. Grade 1	Grade 2	Grade 4	Grade 6
	Product Code	Leg Frame Color	Beam Color	Shell Color	Fabric						
	AN20	?	?	?	000	Two Chair Unit – Non-Upholstered	\$798				
	AU201	?	?	?	???	Two Chair Unit – Upholstered		\$1,114	\$1,146	\$1,178	\$1,210
	AN30	?	?	?	000	Three Chair Unit – Non-Upholstered	\$1,028				
	AU301	?	?	?	???	Three Chair Unit – Upholstered		\$1,502	\$1,550	\$1,598	\$1,646
	AN40	?	?	?	000	Four Chair Unit – Non-Upholstered	\$1,258				
	AU401	?	?	?	???	Four Chair Unit – Upholstered		\$1,890	\$1,954	\$2,018	\$2,082
	AN50	?	?	?	000	Five Chair Unit – Non-Upholstered	\$1,488				
	AU501	?	?	?	???	Five Chair Unit – Upholstered		\$2,278	\$2,358	\$2,438	\$2,518

Tandem Seating With Table Units Arm Models	1	2	3	4	5	6	7	Description	Plastic	C.O.M. Grade 1	Grade 2	Grade 4	Grade 6
	Product Code	Leg Frame Color	Beam Color	Shell Color	Fabric	Lam.	Edge Color						
	AN21	?	?	?	000	??	?	Two Chair One Table Unit – Non-Upholstered	\$946				
	AU211	?	?	?	???	??	?	Two Chair One Table Unit – Upholstered		\$1,262	\$1,294	\$1,326	\$1,358
	AN31	?	?	?	000	??	?	Three Chair One Table Unit – Non-Upholstered	\$1,176				
	AU311	?	?	?	???	??	?	Three Chair One Table Unit – Upholstered		\$1,650	\$1,698	\$1,746	\$1,794
	AN32	?	?	?	000	??	?	Three Chair Two Table Unit – Non-Upholstered	\$1,324				
	AU321	?	?	?	???	??	?	Three Chair Two Table Unit – Upholstered		\$1,798	\$1,846	\$1,894	\$1,942
	AN41	?	?	?	000	??	?	Four Chair One Table Unit – Non-Upholstered	\$1,406				
	AU411	?	?	?	???	??	?	Four Chair One Table Unit – Upholstered		\$2,038	\$2,102	\$2,166	\$2,230

To Specify/Order:

- Product Code
Non-Upholstered (4 digits)
Upholstered (5 digits)
- Leg and Frame Color (1 digit) See page 10
Chrome Frame
Price: \$23 List up-charge per chair
- Beam Color (1 digit)
Available Beam Color:
G - Gray Taupe
H - Black
W - Platinum
E - Silver Nickel
X - Beige
- Shell Color (1 digit) See page 10
- Fabric (3 digits) See pages 11-14
000 = non-upholstered
- Laminate Code for Top (2 digits if applicable)
See page 10
- Edge Color (1 digit if applicable)
Available Edge Finish:
G - Gray Taupe
X - Beige
H - Black
W - Platinum

Examples:

AN21 + H + H + H + 000 + 87 + H
(Non-Upholstered)

AU211 + H + H + H + GLT + 87 + H
(Upholstered)

Acton® Tandem Seating – Armless Models

Tandem Seating Without Table Units Armless Models

1	2	3	4	5						
Product Code	Leg Frame Color	Beam Color	Shell Color	Fabric	Description	Plastic	C.O.M. Grade 1	Grade 2	Grade 4	Grade 6
ANG0	?	?	?	000	Two Chair Unit – Non-Upholstered	\$778				
AUG01	?	?	?	???	Two Chair Unit – Upholstered		\$1,094	\$1,126	\$1,158	\$1,190
ANH0	?	?	?	000	Three Chair Unit – Non-Upholstered	\$998				
AUH01	?	?	?	???	Three Chair Unit – Upholstered		\$1,472	\$1,520	\$1,568	\$1,616
ANI0	?	?	?	000	Four Chair Unit – Non-Upholstered	\$1,218				
AUI01	?	?	?	???	Four Chair Unit – Upholstered		\$1,850	\$1,914	\$1,978	\$2,042
ANJ0	?	?	?	000	Five Chair Unit – Non-Upholstered	\$1,438				
AUJ01	?	?	?	???	Five Chair Unit – Upholstered		\$2,228	\$2,308	\$2,388	\$2,468

To Specify/Order:

- 1 Product Code
Non-Upholstered (4 digits)
Upholstered (5 digits)
- 2 Leg and Frame Color (1 digit) See page 10
Chrome Frame
Price: \$23 List up-charge per chair
- 3 Beam Color (1 digit)
Available Beam Color:
G - Gray Taupe
H - Black
W - Platinum
E - Silver Nickel
X - Beige
- 4 Shell Color (1 digit) See page 10
- 5 Fabric (3 digits) See pages 11-14
000 = non-upholstered
- 6 Laminate Code for Top (2 digits if applicable)
See page 10
- 7 Edge Color (1 digit if applicable)
Available Edge Finish:
G - Gray Taupe
X - Beige
H - Black
W - Platinum

Examples:
ANG1 + H + H + H + 000 + 87 + H
(Non-Upholstered)

AUG11 + H + H + H + GLT + 87 + H
(Upholstered)

Tandem Seating With Table Units Armless Models

1	2	3	4	5	6	7						
Product Code	Leg Frame Color	Beam Color	Shell Color	Fabric	Lam.	Edge Color	Description	Plastic	C.O.M. Grade 1	Grade 2	Grade 4	Grade 6
ANG1	?	?	?	000	??	?	Two Chair One Table Unit – Non-Upholstered	\$926				
AUG11	?	?	?	???	??	?	Two Chair One Table Unit – Upholstered		\$1,242	\$1,274	\$1,306	\$1,338
ANH1	?	?	?	000	??	?	Three Chair One Table Unit – Non-Upholstered	\$1,146				
AUH11	?	?	?	???	??	?	Three Chair One Table Unit – Upholstered		\$1,620	\$1,668	\$1,716	\$1,764
ANH2	?	?	?	000	??	?	Three Chair Two Table Unit – Non-Upholstered	\$1,294				
AUH21	?	?	?	???	??	?	Three Chair Two Table Unit – Upholstered		\$1,768	\$1,816	\$1,864	\$1,912
ANI1	?	?	?	000	??	?	Four Chair One Table Unit – Non-Upholstered	\$1,366				
AUI11	?	?	?	???	??	?	Four Chair One Table Unit – Upholstered		\$1,998	\$2,062	\$2,126	\$2,190

Section Guide

bio® Chair	Page
General Information.....	34
bio Chairs	
Task	36
Side	37

General Information

The **bio** chair is a modern, square back collection that offers a stylish compliment to any office, learning environment or conference room. Base models included in the offering are the highly ergonomic task chair and the versatile side chair. Cushioned upholstery, breathable

mesh and easy to clean plastic seat and back surface options allow for various selections to suit any need. The bio chair meets or exceeds ANSI/BIFMA test requirements along with ANSI/HFES standards, and is backed by American Seating's comprehensive warranty. All chairs

meet or exceed content requirements for the Buy American Act. For those who want to provide their employees, volunteers or students with a seating solution that will improve comfort, productivity, comprehension and improved moral, **bio** is a perfect fit.

Standard Features

Task Chair

Seat and Back Mechanism Adjustment

The bio chair has an active motion synchro-tilt control mechanism that will also lock in four different back angle positions.

Tension Device The tension device provides control to the rigidity of movement for the back support. This allows the user to control the rigidity to a level they feel is suitable.

Pneumatic Seat Height The seat height adjustment is activated by a conveniently located paddle on the right side of the chair (when seated). The bio chair adjusts 3.84" and meets industry recommendations to better accommodate people of varying heights.

Seat Slider A 10 position, push button slider allows the user to adjust the seat depth up to an additional 3.75."

Seat Cushioning

Ample seat cushioning is provided by a 3.25" thick, 3.8 lbs./cu. ft. molded polyurethane foam that contours distributed body weight and offers a waterfall front to ensure good circulation behind the knees.

Back Design Stylish polyester/nylon blend mesh or 100% recycled polyester crepe upholstery cover a black glass filled nylon framed back, which conforms to your back to evenly absorb and distribute your weight.

Arms and Adjustment The standard arms offer both width and height adjustment features with a soft polyurethane arm rest. The arms can be adjusted 1.5" further out on each side for up to 3" of total width adjustment. They can also adjust within a 4" range for the height adjustment.

60mm Hard Casters The hard casters are ideally suited for use on nearly any commercial grade carpet.

Lumbar Support The back can be adjusted vertically to eight (8) different positions within 3" for optimal lumbar support.

Safety and Durability The **bio** chair meets or exceeds all applicable ANSI/BIFMA test standards.

Side Chair

Frame The 7/8" OD (Outside Diameter, 16 gauge frame is coated with a durable low gloss black powder coat finish that has a long lasting

appearance and blends well with other black components.

Plastic Glides Durable nylon glides minimize marring, while still maintaining a static position on most surfaces.

Options

Task Chair

Premium Base and Arm Package

The premium package offers a polished aluminum finish base with a polished aluminum arm structure. The premium arm caps adjust in and out (.75" of travel each), forward and back (3.88" of travel), and rotate to two (2)

inward and two (2) outward positions to support your arms for a perfect ergonomic fit. These features are in addition to the height and width adjustment of the standard arm.

60mm Soft Casters The soft casters are ideally suited for use on hard floors to minimize noise

and wear. Periodic cleaning of the caster contact surfaces is recommended to remove abrasive debris that collects over time.

Grey or White Mesh Back The grey or white mesh back materials allow for additional color options to compliment any environment.

Side Chair

Seat Design Available in highly cleanable black polypropylene plastic or upholstered over 2.5" thick, 1.75 lbs./cu. ft. polyurethane foam padding.

Back Design Available in black polypropylene plastic or mesh stretched over a glass filled nylon structure.

Arm and Armless Durable, glass filled nylon arm supports with a design that allows for stacking.

Chrome Plated Frame Color A chrome plated Frame Color option is available for a high durability, premium appearance.

37 mm Hard/Soft Casters Swiveling and rotating nylon casters are available with hard tread for carpet or soft tread for hard floor applications.

Customer's Own Material (C.O.M.) Program

American Seating offers C.O.M. options on seating products. Contact your Customer Service Representative at 800-748-0268 to discuss the C.O.M. fabric approval process.

C.O.M. Upholstery Yardages

Chair	Non-Directional Pattern (54" w)	Directional Pattern (54" w)
<i>bio Task Chair</i>	.85 yard	.85 yard
<i>bio Side Chair (pair)</i>	.75 yard	.75 yard



Task Chair
Dimensions
Overall Height: 40" to 46½"
Overall Width: 25" to 28"
Overall Depth: 21¾" to 25"
Seat: 20" W x 19" D x 3¼" H
Back: 18" H x 23" W
Seat Height Range: 4"




Side Chair with Arm
Dimensions
Overall Height: 31½"
Overall Width: 21½"
Overall Depth: 23"
Seat: 19" W x 17½" D
Back: 18" H x 14" H
Seat Height Range: 17½"



Side Chair Armless
Dimensions
Overall Height: 31½"
Overall Width: 19"
Overall Depth: 23"
Seat: 19" W x 17½" D
Back: 18" H x 14" H
Seat Height Range: 17½"

bio® Task Chair

The **bio** Task Chair offers many adjustments for a perfect ergonomic solution. All plastic and painted steel components are black. Models include multiple mesh and fabric choices to complement any application. The mesh back is available in three (3) colors (standard black, optional grey and optional white). The seat and upholstered back version is available in eight (8) 100% recycled polyester crepe fabric colors (Storm Black, Titanium Grey, Gulf Navy, Jute Tan, Venetian Burgundy, Myriad Charcoal, Fennel Green, and Ochre Gold).

bio Task Chair		①	②	③	④	⑤	Description	List Price
		Product Code	Arm/Base	Casters	Mesh Color	Fabric		
	E	BIOTM00	?	?	??	???	Black Mesh Back, Upholstered Seat Chair with Standard Arms Black Plastic Base with Hard Casters	\$1,045
		Dimensions: H:40"-46 1/2" SW:20" SD:19" SH:17 1/2"-21.5" AH:6.5"-10" (The back has an additional 3" of vertical adjustment)						
	E	BIOTU00	?	?	blank	???	Upholstered Back, Upholstered Seat Chair with Standard Arms Black Plastic Base with Hard Casters	\$1,045
		Dimensions: H:39"-46" SW:20" SD:19" SH:17 1/2"-21.5" AH:6.5"-10" (The back has an additional 3" of vertical adjustment)						

To Specify/Order:

- ① Product Code (7 digits)
- ② Arm and Base (1 digit)
0 = Standard
1 = Premium
E Premium Arm & Base Package
5D Adjustable Arm - polished
aluminum support with soft
polyurethane pad and polished
aluminum base. Change 8th digit to 1
Price add \$138
- ③ Caster Options (1 digit)
2 = Soft Tread Casters
E 60mm Soft Casters
For Use on Hard Floors
Change 9th digit to 2
Price add \$12
3 = Hard Tread Casters
- ④ Mesh/Plastic Colors (2 digits)
E Grey Mesh
Back Color Option
Change 10th and 11th digit to GR
Price add \$12
E White Mesh
Back Color Option
Change 10th and 11th digit to WH
Price add \$12
Code Mesh/Plastic
BK Black Mesh or Plastic **E**
GR Grey Mesh **E**
WH White Mesh **E**
- ⑤ Fabric (3 digits)
Code Fabric
902 Storm Black **E**
802 Titanium Grey **E**
401 Gulf Navy **E**
101 Jute Tan **E**
302 Venetian Burgundy **E**
801 Myriad Charcoal **E**
503 Fennel Green **E**
201 Ochre Gold **E**


Examples:


BIOTM00 + 0 + 2 + BK + 902
(Mesh Back)

BIOTU00 + 0 + 2 + 902
(Upholstered Back)

bio® Side Chairs (sold in pairs only)

The **bio** side chair is a four leg tubular frame construction with a black powder coat finish as standard. The sculptured seats and backs are designed to provide overall body comfort and superior back support. The user surface of the back is constructed of black cleanable plastic or breathable mesh with a contoured lumbar. The user surface of the seat is constructed of either black cleanable plastic or upholstered foam over a plastic substrate with a waterfall front edge. The mesh back is available in three (3) colors (standard black, optional grey and optional white). The seat is available in eight (8) 100% recycled polyester crepe fabric colors (Storm Black, Titanium Grey, Gulf Navy, Jute Tan, Venetian Burgundy, Myriad Charcoal, Fennel Green, and Ochre Gold). All chairs include a stacking bumper under the seat to minimize foam compression when stacking.

	1	2	3	4	5		
bio Side Chair Arm Model	Product Code	Chair Finish	Glides/ Casters	Back Mesh or Plastic Color	Seat Fabric or Plastic	Description	List Price
	E BIOGPP00	?	?	??	??(?)	Two Plastic Seat/Back Chairs	\$1,135
	E BIOGMP00	?	?	??	??(?)	Two Mesh Back/Plastic Seat Chairs	\$1,269
	E BIOGPU00	?	?	??	??(?)	Two Plastic Back/Upholstered Seat Chairs	\$1,195
	E BIOGMU00	?	?	??	??(?)	Two Mesh Back/Upholstered Seat Chairs	\$1,329
Dimensions: W:21 1/2" D:23" H:31 1/2" SH:17 1/2"							

	1	2	3	4	5		
bio Side Chair Armless Model	Product Code	Chair Finish	Glides/ Casters	Back Mesh or Plastic Color	Seat Fabric or Plastic	Description	List Price
	E BIOGPP20	?	?	??	??(?)	Two Plastic Seat/Back Chairs	\$1,032
	E BIOGMP20	?	?	??	??(?)	Two Mesh Back/Plastic Seat Chairs	\$1,167
	E BIOGPU20	?	?	??	??(?)	Two Plastic Back/Upholstered Seat Chairs	\$1,093
	E BIOGMU20	?	?	??	??(?)	Two Mesh Back/Upholstered Seat Chairs	\$1,227
Dimensions: W:21 1/2" D:23" H:31 1/2" SH:17 1/2"							

To Specify/Order:

- Product Code (8 digits)
- Chair Finish (1 digit)
0 = Black
1 = Chrome
E Two Chrome Plated Frames
Change 9th digit to 1
Price add \$184
- Glides/Casters (1 digit)
1 = Glides
2 = Soft Casters
E Two Sets of 37mm Soft Casters
Change 10th digit to 2
Price add \$56
3 = Hard Casters
E Two Sets of 37mm Hard Casters
Change 10th digit to 3
Price add \$34
- Back Mesh/Plastic Color (2 digits)
Code Mesh/Plastic
BK Black Mesh or Plastic **E**
GR Grey Mesh **E** Price add \$24
WH White Mesh **E** Price add \$24

- Seat Fabric/Plastic Color
2 digits plastic)
(3 digits fabric)
Code Fabric/Plastic
902 Storm Black **E**
802 Titanium Grey **E**
401 Gulf Navy **E**
101 Jute Tan **E**
302 Venetian Burgundy **E**
801 Myriad Charcoal **E**
503 Fennel Green **E**
201 Ochre Gold **E**
BK Black Plastic **E**

Example:
BIOGPU20 + 1 + 1 + BK + 902

Section Guide

Cue™ 3 Chair	Page
General Information.....	38
Cue 3 Chairs	
Full Back	40
High Back	40
Full Back Stool.....	40
Cue 3 +	
High Back	41
Cue 3 Guest Chair	
Sled Base	42

General Information

Cue 3 takes its cues from the user and delivers a wider-than-ever range of healthful postures.

An advanced active task seating design **Cue 3** is well dimensioned for ergonomic performance. Its contoured seat and back offer just the right angles, curves and foam densities to promote body circulation in all sitting positions. Its soft touch armcaps include a comfort lip under the leading edge for hands and fingers.

Cue 3 brings you more adjustment features than any other chair in its price range. Separate seat and back angle adjustment paddles are within

natural reach. The back control mechanism permits a full range of support adjustments. Even the arms of the **Cue 3** chair adjust vertically and horizontally. **Cue 3** adjusts simply, easily and provides an extended range to assure each person sits comfortably for every task.

Offered in a choice of chair and stool, **Cue 3** is perfectly at home wherever people sit while they work.

Cue 3 + provides full body support and durability. **Cue 3 +** seat width is 1" wider and heavy duty with a 350 pound capacity.

Cue 3 meets or exceeds ANSI/BIFMA test requirements. **Cue 3** blends beautifully with any interior environment. To ensure satisfaction as times goes by, **Cue 3** is backed by American Seating's comprehensive 10-year warranty. It's also moderately priced, so it's possible to outfit everyone in the organization who needs exacting measures of postural support.

Standard Features

Pneumatic Seat Height Adjustment Seat height adjustment is activated by a conveniently located paddle at the right hand side of the chair. All **Cue™ 3** chairs exceed industry range recommendations to better accommodate people of varying heights. The generous 7½" range for seat height on Cue 3 Stools allows it to double as a task chair at its lowest setting.

Seat Angle Adjustment The angle of the seat can be altered so your lower body is best aligned for a particular task. This is critical for long-term seated comfort. Use a forward tilt for task intensive activities and rearward tilt for less intensive tasks. The adjustment range is 5° forward and 15° rearward. (Except Stool, no adjustment)

Seat Cushioning Softly rounded cushion of 3½" thick polyurethane foam, contours distributed body weight and protects adjacent furniture from damage.

Seat Design Upswept rear gives firm support; waterfall front ensures good circulation behind the knees.

Arms Soft textured black urethane over a strong steel core, arms can be retrofitted or removed at any time.

Arm Height Adjustment A height button allows adjustments through 4" of range to suit the task and the user. Arms are individually adjustable.

Arm Width Adjustment For users needing more room, the distance between the arms can be increased within a 2¼" range.

Arm Swivel Adjustment Padded arm rest swivels a total of 60° (30° inward and 30° outward).

Adjustment Back Vertical Backrest can be positioned up or down within a 3⅜" range for optimal lumbar support.

Back Angle Adjustment The backrest can be changed to properly support your lower back in a variety of seated positions. The total angle adjustment is 18°. It is lockable at any point within the range.

Back Cushioning Softly sculpted, 2" polyurethane foam.

Seat Slider A spring loaded seat slide lever provides an additional range of 2". (Available on **Cue 3 +** chair only).

Back Covering Mar-resistant plastic.

Five-Star Base Black molded plastic base resists marring under heavy use.

Dual Wheel Hard Casters Less carpet wear, greater flexibility.

Knocked-Down Shipping Chairs are shipped KD as standard and can be shipped UPS.

Safety and Durability **Cue 3** chairs meet or exceed all applicable ANSI/BIFMA test standards..

Options

Soft-Wheel Casters Move easily on hard floors.

Locking Casters Maintain chair position when not in use. (Except **Cue 3 +** chair)

Glides Caster height glides are used on chairs that are to remain stationary.

Footring Available on stool models only, supports legs in a comfortable position; adjustment is independent of the seat.

Customer's Own Material (C.O.M.) Program

American Seating offers C.O.M. options on seating products. Within five days following the receipt of test yardage, we will confirm your C.O.M. request. Contact your customer service representative at (800) 748-0268 to discuss the C.O.M. fabric approval process.

To price chairs using C.O.M. fabric, refer to C.O.M. pricing.

C.O.M. Upholstery Yardages

Chair	Non-Directional Pattern (54"w)	Directional Pattern (54"w)	Vinyl (54"w)
Cue 3	1 yard	1 yard	1 yard

Fabrics with wide pattern repeat may require additional yardage.



Full Back Chair
Dimensions
 Overall Height: 37¾" to 43¾"
 Overall Width: 25½" to 29½"
 Overall Depth: 21½"
 Seat: 19" W x 18½" D x 3½" T
 Back: 20" H x 19" W
 Seat Height Range: 16½" to 20"



High Back Chair
Dimensions
 Overall Height: 41½" to 47"
 Overall Width: 25½" to 29½"
 Overall Depth: 21½"
 Seat: 19" W x 18½" D x 3½" T
 Back: 23" H x 19" W
 Seat Height Range: 16½" to 20"



Full Back Stool
Dimensions
 Overall Height: 39" to 49"
 Overall Width: 25½" to 29½"
 Overall Depth: 21½"
 Seat: 19" W x 18½" D x 3½" H
 Back: 20" H x 19" W
 Seat Height Range: 18" to 25½"




High Back Cue 3 + Chair
Dimensions
 Overall Height: 41" to 47"
 Overall Width: 26" to 30"
 Overall Depth: 28½"
 Seat: 20" W x 19-21" D x 3½" H
 Back: 23" H x 19" W
 Seat Height Range: 19" to 22½"





Guest Chair Sled Base
Dimensions
 Overall Height: 34"
 Overall Width: 23½"
 Overall Depth: 25"
 Seat: 19" W x 19" D x 3½" T
 Back: 17" H x 19" W

Cue™ 3 – Full Back Chair, High Back Chair and Full Back Stool

Cue 3 Full Back, High Back Chairs and Full Back Stool With an advanced active task seating design, **Cue 3** is well dimensioned for ergonomic performance. Its contoured seat and back offer just the right angles, curves and foam densities to promote body circulations in all sitting positions. **Cue 3** brings you more adjustment features than any other chair in its price range. See pages 10-14 for applicable fabrics and finishes.

	1	2	3	4	5	6		C.O.M.	Grade	Grade	Grade
Cue 3 Full Back	Product Code	Assembly	Glides/ Casters	Base Color	Trim Color	Fabric	Description	Grade 1	2	4	6
	E Q3F150	?	?	H	H	???	Pneumatic Height Adjustment Without Arms	\$659	\$675	\$691	\$707
	E Q3F350	?	?	H	H	???	Pneumatic Height Adjustment With Arms	\$731	\$747	\$763	\$779
Dimensions: H:37 3/4"-43 3/4" SW:19" SD:18 1/2" SH:16 1/2"-20" Cylinder Range: 5 1/8"											

	1	2	3	4	5	6		C.O.M.	Grade	Grade	Grade
Cue 3 High Back	Product Code	Assembly	Glides/ Casters	Base Color	Trim Color	Fabric	Description	Grade 1	2	4	6
	E Q3H150	?	?	H	H	???	Pneumatic Height Adjustment Without Arms	\$682	\$698	\$714	\$730
	E Q3H350	?	?	H	H	???	Pneumatic Height Adjustment With Arms	\$768	\$784	\$800	\$816
Dimensions: H:41 1/2"-47" SW:19" SD:18 1/2" SH:16 1/2"-20" Cylinder Range: 5 1/8"											

	1	2	3	4	5	6		C.O.M.	Grade	Grade	Grade
Cue 3 Full Back Stool	Product Code	Assembly	Glides/ Casters	Base Color	Trim Color	Fabric	Description	Grade 1	2	4	6
	E Q3S160	?	?	H	H	???	Pneumatic Height Adjustment Without Arms	\$760	\$776	\$792	\$808
	E Q3S360	?	?	H	H	???	Pneumatic Height Adjustment With Arms	\$845	\$861	\$877	\$893
Dimensions: H:39"-49" SW:19" SD:18 1/2" SH:18"-25 1/2" Cylinder Range: 7 1/2"											

To Specify/Order:

- Product Code (6 digits)
 - E Chair Only - 2¾" Cylinder Range
Provides Lower Seating for Task Chairs
Change 5th digit to 2
Price: \$3 List up-charge per chair
 - E Stool Only - 10¼" Cylinder Range
Provides taller seating for stools
Change 5th digit to 0
Price: \$4 List up-charge per chair
 - Specify for Assembly
 - 1 = KD
 - 2 = Fully Assembled
 - E Ship Chair Fully Assembled
Change 6th digit to 2
Price: \$55 List up-charge per chair
 - Caster Options (1 digit)
 - 1 = Glides
 - 2 = Soft Tread Casters E
 - 3 = Hard Tread Casters E
 - 4 = Soft Tread Casters with Brakes
 - Base Finish Black Only (add H)
 - Trim Finish Black Only (add H)
 - Fabric (3 digits) See pages 11-14
- Example:
Q3F150 + 1 + 3 + H + H + GLT

Cue 3 + High Back This durable chair is a perfect fit for big and tall workers. With an advanced active design, 1" greater in width, **Cue 3 +** is well dimensioned for heavy duty ergonomic performance supporting 350 pounds. Its contoured seat and back offer just the right angles, curves and foam densities to promote body circulations in all sitting positions. See pages 10-14 for applicable fabrics and finishes.

	①	②	③	④	⑤	⑥					
Cue 3+ High Back Chair	Product Code	Assembly	Caster	Base Color	Trim Color	Fabric	Description	C.O.M. Grade 1	Grade 2	Grade 4	Grade 6
	E Q37150	?	?	H	H	???	Pneumatic Height Adjustment Without Arms	\$1,090	\$1,106	\$1,122	\$1,138
	E Q37350	?	?	H	H	???	Pneumatic Height Adjustment With Arms	\$1,169	\$1,185	\$1,201	\$1,217

Dimensions: H:41"-47" SW:20" SD:19"-21" SH:19"-22 1/2" Cylinder Range: 5 1/8"



To Specify/Order:

- ① Product Code (6 digits)
- ② Specify for Assembly
 - 1 = KD
 - 2 = Fully Assembled
 - E Ship Chair Fully Assembled
 - Change 6th digit to 2
 - Price: \$55 List up-charge per chair

- ③ Caster Options (1 digit)
 - 2 = Soft Tread Casters E
 - 3 = Hard Tread Casters E

- ④ Base Finish Black Only (add H)

- ⑤ Trim Finish Black Only (add H)

- ⑥ Fabric (3 digits) See pages 11-14

Example:
Q3F150 + 1 + 3 + H + H + GLT

Cue™ 3 – Guest Chair

Features seat and back contours that complement the Cue 3 family of chairs and stools.

Cue 3
Guest Chair
Sled Base



	1	2	3	4	5	6					
	Product Code	Style Sled	Shipping	Revsion Level	Black Base/ Trim	Fabric	Description	C.O.M. Grade 1	Grade 2	Grade 4	Grade 6
E	Q3G	0	2	0	H	???	Upholstered Seat Pad and Back	\$509	\$530	\$584	\$614
Dimensions: H:34" SW:19" SD:19" SH:17"											

To Specify/Order:

- 1 Product Code (3 digits)
- 2 Style
0 = Sled
- 3 Shipping
2 = Assembled
- 4 0 = Revision Level
- 5 H = Black Base/Trim
- 6 Fabric (3 digits) See pages 11-14

Example:
Q3G + 0 + 2 + 0 + H + GLT

Section Guide

NIMA™ Four Leg Chairs	Page
General Information.....	43
Options.....	43-44
Model Offering	45-50
Tablet Arm Chair Accessories	46

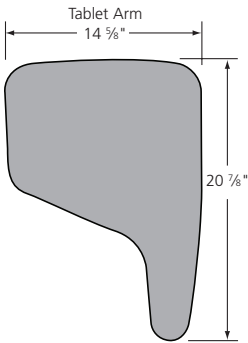
General Information

Designed by Giancarlo Piretti, the **Nima** chair offers maximum comfort with a minimal design impact. This multipurpose, articulating back chair has a modern look at an affordable price point. The chair's articulating back movement provides for an exceptionally comfortable, dynamic and ergonomic seating experience. Each chair in the line offers exceptional stacking and mobility functionality. This provides end-users and specifiers the flexibility needed to meet today's active learning environments where furniture (including chairs) requires easy reconfiguration and storing capabilities. The **Nima** chair can be used in a variety of settings, including: administrative offices, commons area, convention spaces, small and large classrooms, dining facilities, dorm rooms, lecture halls and sports facilities.

The key to **Nima's** outstanding ergonomics and design aesthetic is its pivot point, which originates at the user's hip, not the back. The contoured articulating back conforms in harmony with the waterfall-styled seat and allows the user to move naturally at the hip point. This organic movement creates a uniquely smooth ride while also providing the ultimate in support and comfort.

The chair's patented articulating back mechanism and other components are intentionally hidden and minimized, letting the chair's elegance be the design statement. The crisp, smoothly curved seat back is the aesthetic signature of the product and creates design continuity within the entire line.

Constructed of recyclable materials the Nima chair contributes to LEED certification.



Standard Features

Frame The sled base utilizes a 5/8" outside diameter 14 gauge frame, while the 4-leg chairs have a 7/8" outside diameter 14 gauge frames.

Frame Color Choose from the four (4) different powder coat epoxy finishes.

Shell A two-piece textured-molded polypropylene.

Glides Co-polymer glides for use on carpet and hard floors are standard.

Safety and Durability **Nima** meets or exceeds all applicable ANSI/BIFMA test standards. 300 lb. weight capacity.

Articulating back The articulating back allows for natural movement by the user.

Options

Arm Rests Two-piece texture-molded polypropylene secured to a tubular support provides added comfort and allows for chair stacking. Colors: Cool Cement or Black

Upholstered Seat and Back Pad Added comfort and design flexibility with a choice of fabrics over an upholstered seat and back pad over ¾" seat foam, ½" back foam. Four (4) screws secure the pad assembly to the shell from under the seat.

Casters 50 mm twin-wheel nylon caster with hard tread (for carpet) or soft tread (for hard floors). Caster chairs are stackable. 60 mm casters for swivel base chairs.

Tablet Arms Offered with a wide choice of surface laminate options with a burnished plywood edge.

Customer's Own Material (C.O.M.) Program

American Seating offers C.O.M. options on seating products. Within five days following the receipt of test yardage, we will confirm your C.O.M. request. Contact your customer service representative at (800) 748-0268 to discuss the C.O.M. fabric approval process. The C.O.M. General Information on page 8.

C.O.M. Upholstery Yardages

The **Nima** chair upholstered seat pad requires .4 yard and chairs with a seat and back pad require .7 yard of fabric (or vinyl) per chair for multiple chair orders. Chairs using C.O.M. fabric will require 1 yard per chair for initial testing if not already pre-approved. Directional fabrics and wide patterns may require additional yardage.

NIMA™ Chair Family



Sled Base
Height: 33"
Width: 20"
Depth: 21 1/2"

4 Leg Chair
Height: 33"
Width: 20"
Depth: 21 1/2"

4 Leg Counter Height
Height: 38 1/2"
Width: 20"
Depth: 21 1/2"

4 Leg Bar Height
Height: 44"
Width: 20"
Depth: 21 1/2"

Swivel Base Chair
Height: 31"-36"
Width: 20"
Depth: 21 1/2"

Swivel Base Stool
Height: 37"-48"
Width: 20"
Depth: 21 1/2"

Examples

Code without Arm Non-Upholstered	FGD	+	0	+	2	+	3	+	0H	+	0H	Omit						
Description	4 Leg Base Product Code		Non- Upholstered		Armless		Hard Caster		Frame: Nero		Shell: Nero				Total List Price			
Price	\$250	+	\$0	+	\$0	+	\$30	+	\$0	+	\$0			=	\$280			
Code with Arm and Seat Only Std. Upholstery	FGD	+	1	+	0	+	3	+	0H	+	0H	+	0H	Omit	+	VPA		
Description	4 Leg Base Product Code		Seat Upholstered		Arm		Hard Caster		Frame: Nero		Shell: Nero		Armrest: Nero		Fabric: Grade 2 Durango Vinyl: Sepia	Total List Price		
Price	\$250	+	\$65	+	\$65	+	\$30	+	\$0	+	\$0	+	\$0		+	\$11	=	\$421
Code with Tablet Arm and Seat/Back Cal 133 Upholstery	FGD	+	5	+	3	+	3	+	0H	+	0H	Omit		+	EE	+	VPA	
Description	4 Leg Base Product Code		Seat & Back Upholstered		LH Tablet Arm		Hard Caster		Frame: Nero		Shell: Nero		Tablet Arm: Organic Cotton		Fabric: Grade 2 Durango Vinyl: Sepia	Total List Price		
Price	\$250	+	\$124	+	\$156	+	\$30	+	\$0	+	\$0		+	\$0	+	\$16	=	\$576

Special Options

Quantity Requirement


Price







Custom Shell Color	Minimum 300 Chairs (one color) Less than 300 Chairs (one color)	\$1,030 List up-charge \$2,165 List up-charge
Custom Frame Color	Minimum 250 Chairs (one color) Less than 250 Chairs (one color)	\$415 List up-charge \$1,030 List up-charge
CAL 133 – Burn test Plastic Colors: Nero, Ardesia, Lago, Roso Ferrari	Minimum quantity 150 for Ardesia, Lago and Roso Ferrari	\$450 NET plus cost of chair



NIMA™ Chair Family – Sled Base Desk Height Chairs

Nima Sled Base Desk Height (FGA) The 5/8" O.D. 14 gauge frame comes in four (4) standard colors with the option of a chrome base. The two piece shell comfortably fits individuals of various shapes and sizes with a pivot point that appropriately responds to user movements. The chair shell is available in twelve (12) texture molded polypropylene colors with an option for a polyurethane foam upholstered seat pad and upholstered back. See pages 10-15 for applicable fabrics and finishes.

	1		2		3		4		5		6		7		8	
	Product Code		Upholstered		Arm Option		Glide		Frame Color		Shell Color		Armrest Color		Fabric	
	FGA		?		?		?		??		??		??		???	
Example Code:	FGA	+	2	+	0	+	1	+	0H	+	0H	+	0H	+	VPA	
Description	Nima Base Product Code		Seat & Back Upholstered		Arm		Plastic Glide		Frame: Nero		Shell: Nero		Armrest: Nero		Fabric: Grade 2 Durango Vinyl: Sepia	Total List Price
Price	\$260	+	\$124	+	\$65	+	\$0	+	\$0	+	\$0	+	\$0	+	\$16	= \$465

1	Description	Code	Base Price
	Sled Base Desk Height Chair	FGA	\$260

2	Upholstery	Code	Price
	Non-upholstered Plastic	0	\$0
	Upholstered Seat/ Plastic Back	1	\$65
	Upholstered Seat and Back	2	\$124
	Non-upholstered Plastic + Cal 133	3	\$35
	Upholstered Seat/ Plastic Back + Cal 133	4	\$132
	Upholstered Seat and Back + Cal 133	5	\$212

3	Arm Option	Code	Price
	Armless	2	\$0
	With Arm	0	\$65

4	Glide	Code	Price
	Plastic Glide	1	\$0
	Steel Glide	0	\$0

5	Frame Color	Code	Price
	Nero	0H	\$0
	Ardesia	JH	\$0
	Argento	JX	\$0
	Magnesio	BM	\$0
	Chrome	05	\$55

6	Shell Color	Code	Price
	Rosso Ferrari	JK	\$0
	Giallo	JF	\$0
	Mela Verde	JW	\$0
	Piscina	JS	\$0
	Oceano	JB	\$0
	Azzurro	JY	\$0
	Lago	JE	\$0
	Latte	JL	\$0
	Nuvoloso	JV	\$0
	Bianco	JA	\$0
	Ardesia	JH	\$0
	Nero	0H	\$0

7	Armrest & Trim Color Arm Chair Only	Code	Price
Omit for armless and tablet arm chairs			
	Cool Cement	JU	\$0
	Nero	0H	\$0

8 Fabric See Pages 11-14

Omit for Non-Upholstered


Grade	Upholstery Seat Only Code	Price
1	???	\$0
2	???	\$11
4	???	\$22
6	???	\$33







Grade	Upholstery Seat and Back Code	Price
1	???	\$0
2	???	\$16
4	???	\$32
6	???	\$48





NIMA™ Chair Family – Four Leg Desk Height Chairs




Nima Four Leg Desk Height (FGD) The 7/8" O.D. 14 gauge frame comes in four (4) standard colors. The two piece shell comfortably fits individuals of various shapes and sizes with a pivot point that appropriately responds to user movements. The chair shell is available in twelve (12) texture molded polypropylene colors with an option for a polyurethane foam upholstered seat pad and upholstered back. Right and left hand tablet arm options are available. See pages 10-15 for applicable fabrics and finishes.

	1		2		3		4		5		6		7		8		9	
	Product Code		Upholstered		Arm Option		Glide/ Caster		Frame Color		Shell Color		Armrest Color		Tablet Arm Laminate		Fabric	
	FGD		?		?		?		??		??		??		??		???	
Example Code	FGD	+	2	+	3	+	3	+	OH	+	OH		+		EE	+	VPA	
Description	Nima Base Product Code		Seat & Back Upholstered		LH Tablet Arm		Hard Caster		Frame: Nero		Shell: Nero		Omit		Tablet Arm: Organic Cotton		Fabric: Grade 2 Durango Vinyl: Sepia	
Price	\$250	+	\$124	+	\$156	+	\$30	+	\$0	+	\$0		+		\$0	+	\$16	= \$576

1	Description	Code	Base Price
	Four Leg Chair	FGD	\$250

2	Upholstery	Code	Price
	Non-upholstered Plastic	0	\$0
	Upholstered Seat/ Plastic Back	1	\$65
	Upholstered Seat and Back	2	\$124
	Non-upholstered Plastic + Cal 133	3	\$35
	Upholstered Seat/ Plastic Back + Cal 133	4	\$132
	Upholstered Seat and Back + Cal 133	5	\$212

3	Arm Option	Code	Price
	Armless	2	\$0
	With Arm	0	\$65
	LH Tablet Arm	3	\$156
	RH Tablet Arm	4	\$156

4	Glide/Caster	Code	Price
	Glide	1	\$0
	Soft Caster (typically used on hard surfaces)	2	\$30
	Hard Caster (typically used on carpeted floors)	3	\$30

5	Frame Color	Code	Price
	Nero	OH	\$0
	Ardesia	JH	\$0
	Argento	JX	\$0
	Magnesio	BM	\$0

6	Shell Color	Code	Price
	Rosso Ferrari	JK	\$0
	Giallo	JF	\$0
	Mela Verde	JW	\$0
	Piscina	JS	\$0
	Oceano	JB	\$0
	Azzurro	JY	\$0
	Lago	JE	\$0
	Latte	JL	\$0
	Nuvoloso	JV	\$0
	Bianco	JA	\$0
	Ardesia	JH	\$0
	Nero	OH	\$0

7	Armrest & Trim Color Arm Chair Only	Code	Price
Omit for armless and tablet arm chairs			
	Cool Cement	JU	\$0
	Nero	OH	\$0


8	Laminate Tablet Arm Only See page 10	Code	Price
		??	\$0
Omit for chairs without tablet arm			

9	Fabric See Pages 11-14
Omit for Non-Upholstered	

Grade	Upholstery Seat Only Code	Price
1	???	\$0
2	???	\$11
4	???	\$22
6	???	\$33

Grade	Upholstery Seat and Back Code	Price
1	???	\$0
2	???	\$16
4	???	\$32
6	???	\$48

Tablet arm accessories

1	5		
Bag Hook	Product Code	Finish	Price
	073149	??	\$23

Dimensions: 4 3/16" (extension from work surface)


Cup Holder	Product Code	Finish	Price
	073151JU	Cool Cement	\$21







Dimensions: 3 7/8" Diameter (cup capacity)



NIMA™ Chair Family – Four Leg Counter Height Chairs

Nima Four Leg Counter Height (FGB) The 7/8" O.D. 14 gauge frame comes in four (4) standard colors. The two piece shell comfortably fits individuals of various shapes and sizes with a pivot point that appropriately responds to user movements. The chair shell is available in twelve (12) texture molded polypropylene colors with an option for a polyurethane foam upholstered seat pad and upholstered back. Chairs are shipped standard with co-polymer glides. See pages 10-15 for applicable fabrics and finishes.

	1		2		3		4		5		6		7	
	Product Code		Upholstered		Arm Option		Frame Color		Shell Color		Armrest Color		Fabric	
	FGB		?		?		??		??		??		???	
Example Code	FGB	+	2	+	0	+	OH	+	OH	+	OH	+	VPA	
Description	Nima Base Product Code		Seat & Back Upholstered		Arm		Frame: Nero		Shell: Nero		Armrest: Nero		Fabric: Grade 2 Durango Vinyl: Sepia	Total List Price
Price	\$346	+	\$124	+	\$65	+	\$0	+	\$0	+	\$0	+	\$16	= \$551

1	Description	Code	Base Price
	Four Leg Chair	FGB	\$346

2	Upholstery	Code	Price
	Non-upholstered Plastic	0	\$0
	Upholstered Seat/ Plastic Back	1	\$65
	Upholstered Seat and Back	2	\$124
	Non-upholstered Plastic + Cal 133	3	\$35
	Upholstered Seat/ Plastic Back + Cal 133	4	\$132
	Upholstered Seat and Back + Cal 133	5	\$212

3	Arm Option	Code	Price
	Armless	2	\$0
	With Arm	0	\$65

4	Frame Color	Code	Price
	Nero	OH	\$0
	Ardesia	JH	\$0
	Argento	JX	\$0
	Magnesio	BM	\$0

5	Shell Color	Code	Price
	Rosso Ferrari	JK	\$0
	Giallo	JF	\$0
	Mela Verde	JW	\$0
	Piscina	JS	\$0
	Oceano	JB	\$0
	Azzurro	JY	\$0
	Lago	JE	\$0
	Latte	JL	\$0
	Nuvoloso	JV	\$0
	Bianco	JA	\$0
	Ardesia	JH	\$0
	Nero	OH	\$0

6	Armrest & Trim Color Arm Chair Only	Code	Price
	Omit for armless chair		
	Cool Cement	JU	\$0
	Nero	OH	\$0

7 Fabric See Pages 11-14

Omit for Non-Upholstered


Grade	Upholstery Seat Only Code	Price
1	???	\$0
2	???	\$11
4	???	\$22
6	???	\$33







Grade	Upholstery Seat and Back Code	Price
1	???	\$0
2	???	\$16
4	???	\$32
6	???	\$48



NIMA™ Chair Family – Four Leg Bar Height Chairs

Nima Four Bar Desk Height (FGC) The 7/8" O.D. 14 gauge frame comes in four (4) standard colors. The two piece shell comfortably fits individuals of various shapes and sizes with a pivot point that appropriately responds to user movements. The chair shell is available in twelve (12) texture molded polypropylene colors with an option for a polyurethane foam upholstered seat pad and upholstered back. Chairs are shipped standard with co-polymer glides. See pages 10-15 for applicable fabrics and finishes.

	1		2		3		4		5		6		7	
	Product Code		Upholstered		Arm Option		Frame Color		Shell Color		Armrest Color		Fabric	
	FGC		?		?		??		??		??		???	
Example Code	FGC	+	2	+	0	+	0H	+	0H	+	0H	+	VPA	
Description	Nima Base Product Code		Seat & Back Upholstered		Arm		Frame: Nero		Shell: Nero		Armrest: Nero		Fabric: Grade 2 Durango Vinyl: Sepia	Total List Price
Price	\$370	+	\$124	+	\$65	+	\$0	+	\$0	+	\$0	+	\$16	= \$575

1	Description	Code	Base Price
	Four Leg Chair	FGC	\$370

2	Upholstery	Code	Price
	Non-upholstered Plastic	0	\$0
	Upholstered Seat/ Plastic Back	1	\$65
	Upholstered Seat and Back	2	\$124
	Non-upholstered Plastic + Cal 133	3	\$35
	Upholstered Seat/ Plastic Back + Cal 133	4	\$132
	Upholstered Seat and Back + Cal 133	5	\$212

3	Arm Option	Code	Price
	Armless	2	\$0
	With Arm	0	\$65

4	Frame Color	Code	Price
	Nero	0H	\$0
	Ardesia	JH	\$0
	Argento	JX	\$0
	Magnesio	BM	\$0

5	Shell Color	Code	Price
	Rosso Ferrari	JK	\$0
	Giallo	JF	\$0
	Mela Verde	JW	\$0
	Piscina	JS	\$0
	Oceano	JB	\$0
	Azzurro	JY	\$0
	Lago	JE	\$0
	Latte	JL	\$0
	Nuvoloso	JV	\$0
	Bianco	JA	\$0
	Ardesia	JH	\$0
	Nero	0H	\$0

6	Armrest & Trim Color Arm Chair Only	Code	Price
Omit for armless chair			
	Cool Cement	JU	\$0
	Nero	0H	\$0

7

Fabric See Pages 11-14

Omit for Non-Upholstered







Grade	Upholstery Seat Only Code	Price
1	???	\$0
2	???	\$11
4	???	\$22
6	???	\$33



Grade	Upholstery Seat and Back Code	Price
1	???	\$0
2	???	\$16
4	???	\$32
6	???	\$48

NIMA™ Chair Family – Swivel Base Desk Height Chairs

Nima Swivel Base Desk Height (FGE) The 1" O.D. 14 gauge frame comes in four (4) standard colors. The two piece shell comfortably fits individuals of various shapes and sizes with a pivot point that appropriately responds to user movements. The chair shell is available in twelve (12) texture molded polypropylene colors with an option for a polyurethane foam upholstered seat pad and upholstered back. See pages 10-15 for applicable fabrics and finishes.

	1		2		3		4		5		6		7		8	
	Product Code		Upholstered		Arm Option		Glide/Caster		Frame Color		Shell Color		Armrest Color		Fabric	
	FGE		?		?		?		??		??		??		???	
Example Code	FGE	+	2	+	0	+	3	+	0H	+	0H	+	0H	+	VPA	
Description	Nima Base Product Code		Seat & Back Upholstered		Arm		Hard Caster		Frame: Nero		Shell: Nero		Armrest: Nero		Fabric: Grade 2 Durango Vinyl: Sepia	Total List Price
Price	\$400	+	\$124	+	\$65	+	\$0	+	\$0	+	\$0	+	\$0	+	\$16	= \$605

1	Description	Code	Base Price
	Swivel Base Desk Height Chair	FGE	\$400
2	Upholstery	Code	Price
	Non-upholstered Plastic	0	\$0
	Upholstered Seat/ Plastic Back	1	\$65
	Upholstered Seat and Back	2	\$124
	Non-upholstered Plastic + Cal 133	3	\$35
	Upholstered Seat/ Plastic Back + Cal 133	4	\$132
	Upholstered Seat and Back + Cal 133	5	\$212

3	Arm Option	Code	Price
	Armless	2	\$0
	With Arm	0	\$65

4	Glide/Caster	Code	Price
	Glide	1	\$0
	Soft Caster (typically used on hard surfaces)	2 = Standard 4 = w/Brake	\$0
	Hard Caster (typically used on carpeted floors)	3 = Standard 5 = w/Brake	\$0

5	Frame Color	Code	Price
	Nero	OH	\$0
	Ardesia	JH	\$0
	Argento	JX	\$0
	Magnesio	BM	\$0

6	Shell Color	Code	Price
	Rosso Ferrari	JK	\$0
	Giallo	JF	\$0
	Mela Verde	JW	\$0
	Piscina	JS	\$0
	Oceano	JB	\$0
	Azzurro	JY	\$0
	Lago	JE	\$0
	Latte	JL	\$0
	Nuvoloso	JV	\$0
	Bianco	JA	\$0
	Ardesia	JH	\$0
	Nero	OH	\$0

7	Armrest & Trim Color Arm Chair Only	Code	Price
Omit for armless chair			
	Cool Cement	JU	\$0
	Nero	OH	\$0

8

Fabric See Pages 11-14

Omit for Non-Upholstered






Grade	Upholstery Seat Only Code	Price
1	???	\$0
2	???	\$11
4	???	\$22
6	???	\$33



Grade	Upholstery Seat and Back Code	Price
1	???	\$0
2	???	\$16
4	???	\$32
6	???	\$48

NIMA™ Chair Family – Swivel Base Stools

Nima Swivel Base Stools (FGF) The 1" O.D. 14 gauge frame comes in four (4) standard colors. The two piece shell comfortably fits individuals of various shapes and sizes with a pivot point that appropriately responds to user movements. The chair shell is available in twelve (12) texture molded polypropylene colors with an option for a polyurethane foam upholstered seat pad and upholstered back. See pages 10-15 for applicable fabrics and finishes.

	①		②		③		④		⑤		⑥		⑦		⑧	
	Product Code		Upholstered		Arm Option		Glide/ Caster		Frame Color		Shell Color		Armrest Color		Fabric	
	FGF		?		?		?		??		??		??		???	
Example Code	FGF	+	2	+	2	+	5	+	0H	+	0H	+	0H	+	VPA	
Description	Nima Base Product Code		Seat & Back Upholstered		Arm		Hard Caster w/Brake		Frame: Nero		Shell: Nero		Armrest: Nero		Fabric: Grade 2 Durango Vinyl: Sepia	
Price	\$496	+	\$124	+	\$65	+	\$0	+	\$0	+	\$0	+	\$0	+	\$16	= \$701

①	Description	Code	Base Price
	Stool	FGF	\$496
②	Upholstery	Code	Price
	Non-upholstered Plastic	0	\$0
	Upholstered Seat/ Plastic Back	1	\$65
	Upholstered Seat and Back	2	\$124
	Non-upholstered Plastic + Cal 133	3	\$35
	Upholstered Seat/ Plastic Back + Cal 133	4	\$132
	Upholstered Seat and Back + Cal 133	5	\$212

③	Arm Option	Code	Price
	Armless	2	\$0
	With Arm	0	\$65

④	Glide/Caster	Code	Price
	Glide	1	\$0
	Soft Caster (typically used on hard surfaces)	2 = Standard 4 = w/Brake	\$0
	Hard Caster (typically used on carpeted floors)	3 = Standard 5 = w/Brake	\$0

⑤	Frame Color	Code	Price
	Nero	0H	\$0
	Ardesia	JH	\$0
	Argento	JX	\$0
	Magnesio	BM	\$0

⑥	Shell Color	Code	Price
	Rosso Ferrari	JK	\$0
	Giallo	JF	\$0
	Mela Verde	JW	\$0
	Piscina	JS	\$0
	Oceano	JB	\$0
	Azzurro	JY	\$0
	Lago	JE	\$0
	Latte	JL	\$0
	Nuvoloso	JV	\$0
	Bianco	JA	\$0
	Ardesia	JH	\$0
	Nero	0H	\$0

⑦	Armrest & Trim Color Arm Chair Only	Code	Price
Omit for armless chair			
	Cool Cement	JU	\$0
	Nero	0H	\$0

⑧	Fabric See Pages 11-14	Upholstery Seat Only Code	Price
Omit for Non-Upholstered			
	Grade	Upholstery Seat Only Code	Price
	1	???	\$0
	2	???	\$11
	4	???	\$22
	6	???	\$33
	Grade	Upholstery Seat and Back Code	Price
	1	???	\$0
	2	???	\$16
	4	???	\$32
	6	???	\$48

Section Guide

Us® Four Leg Chairs	Page
General Information.....	51
Options.....	51-52
Model Offering	53
Tablet Arm Chair Accessories	54
Dolly	59

General Information

The **Us®** chair is the first product offering in a complete portfolio of well-designed, multi-purpose seating solutions developed to meet the dynamic furniture needs of the college and university marketplace. Consisting of loose chairs as well as fixed seating products, American Seating's **Us** chair family can help facility, maintenance, design and specifying professionals create a consistent and cohesive look for the seating products they specify. The **Us** chair aims to be the new "standard" of seating for any college or university environment as it can be used in a variety of settings, including: administrative offices; commons area; convention spaces, small and large classrooms; dining facilities; dorm rooms; lecture halls; and sports facilities.

American Seating partnered with noted industrial designer Jeff Weber, principal of Studio Weber + Associates, to create the **Us** chair. The design of the chair is inherently

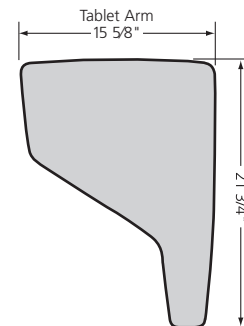
organic as it derives from the human form, especially as it relates to the chair's shell. At the same time, it also features a very linear aesthetic that translates the multiple base configurations that are available. This hybrid nature creates a universal appeal across form people, function place and performance time.

American Seating also partnered with renowned colorist Laura Guido-Clark of Guido-Clark Design to create 14 new and inspiring seating shell color options and three new paint finish color options. The new colors are based on research about how color can enhance student learning through the learning environment. They can also help specifiers create the perfect match for the design space they envision.

Constructed of recyclable materials and containing recycled content, the **Us** chair can contribute to LEED points in the MR 2 and MR 4 categories.

Upholstered Chairs Upholstered inserts are removable for ease of replacement if necessary.

Tablet Arms Chairs Tablet arms are available on the four leg chair as left or right hand versions with 216 sq. inches of surface area.



Standard Features

Frame 7/8" and 3/4" (cross member) diameter, 14 gauge cold rolled steel tubes and 11 gauge steel mounting plates.

Frame Color Choose from three (3) textured and one (1) metallic powder coat epoxy finishes.

Ergonomic Shell A one-piece texture-molded polypropylene design that comfortably fits individuals of various shapes and sizes. The shell has inherent flex that appropriately responds to user movements in today's more active learning environments.

Glides 1" Diameter self-leveling nickel plated steel glides with natural color nylon insert.

Safety and Durability **Us** Chairs meet or exceed all applicable ANSI/BIFMA test standards.

Options

Arm Rests One-piece texture-molded polypropylene secured to a tubular support provides added comfort and allows for chair stacking. Color: Cool Cement

Upholstered Seat Pad Added comfort and design flexibility with a choice of fabrics over

1/2" polyurethane foam. Four (4) Phillips head screws secure the pad assembly to the shell from under the seat.

Casters 37 mm twin-wheel nylon caster with hard tread (for carpet) or soft tread (for hard floors). Caster chairs are stackable.

Tablet Arms Offered with a wide choice of surfacelaminate options with a burnished plywood edge.

Customer's Own Material (C.O.M.) Program

American Seating offers C.O.M. options on seating products. Within five days following the receipt of test yardage, we will confirm your C.O.M. request. Contact your customer service representative at (800) 748-0268 to discuss the C.O.M. fabric approval process. The C.O.M. General Information on page 8.

C.O.M. Upholstery Yardages

The **Us** chair upholstered seat pad requires .3 yard of fabric (or vinyl) per chair for multiple chair orders. Chairs using C.O.M. fabric will require 1 yard per chair for initial testing if not already pre-approved. Directional fabrics and wide patterns may require additional yardage.

Us® Chair Family – Four Leg Chairs



Special Options	Quantity Requirement	Price
Custom Shell Color	Minimum 300 Chairs (one color) Less than 300 Chairs (one color)	\$1,030 List up-charge \$2,165 List up-charge
Custom Frame Color	Minimum 250 Chairs (one color) Less than 250 Chairs (one color)	\$415 List up-charge \$1,030 List up-charge
CAL 133 – Upholstered Chairs		
Burn Test	Minimum 15 Chairs	\$410 NET plus cost of chair and barrier up charge
Barrier	Minimum 15 Chairs	\$34 List up-charge per chair for barrier
CAL 133 – Non-Upholstered Chairs		
Min 50 chair except for the following Express colors: Dark Slate, Deep Raisin, Black, Downpour, Swimming Pool, Fresh Cut Lawn, Cherry Cobbler, and Lake	Minimum 50 Chairs	\$20 List up-charge per non-upholstered chair \$34 List up-charge per upholstered chair

Us® Chair Family – Four Leg Chair Models

Us® Four Leg (FXD) The steel tube frame comes in three (3) standard textured and one (1) metallic powder coat frame colors. The one piece shell comfortably fits individuals of various shapes and sizes with inherent flex that appropriately responds to user movements. The chair shell is available in 14 texture molded polypropylene colors with an option for a ½" polyurethane foam upholstered seat pad. Chairs are shipped standard with 1" Diameter self-leveling glides. Four leg chairs with arm rests or tablet arms can be stacked six (6) high (on the floor), while armless four leg chair stacking is not recommended over 12 chairs, with or without casters, glide comes standard and upholstered seat pad. See pages 10-15 for applicable fabrics and finishes.

Us Four Leg Armless Chair



	1	2	3	4	5						
	Product Code	Glide/Caster	Frame Color	Shell Color	Fabric	Description	Plastic	C.O.M. Grade 1	Grade 2	Grade 4	Grade 6
E	FXD02	?	??	??	N/A	Non-Upholstered	\$187				
E	FXD12	?	??	??	???	Upholstered Seat Pad		\$247	\$252	\$257	\$262

Dimensions: W:22 3/4" D:24" H:34" SH:18"

Us Four Leg Arm Chair



	1	2	3	4	5						
	Product Code	Glide/Caster	Frame Color	Shell Color	Fabric	Description	Plastic	C.O.M. Grade 1	Grade 2	Grade 4	Grade 6
E	FXD00	?	??	??	N/A	Non-Upholstered	\$244				
E	FXD10	?	??	??	???	Upholstered Seat Pad		\$304	\$309	\$314	\$319

Dimensions: W:28 1/4" D:24" H:34" SH:18" AH: 8 1/4"

Us Four Leg Right Hand Tablet Arm Chair



	1	2	3	4	5	6						
	Product Code	Glide/Caster	Frame Color	Shell Color	Fabric	Laminate	Description	Plastic	C.O.M. Grade 1	Grade 2	Grade 4	Grade 6
	FXD04	?	??	??	000	??	Non-Upholstered	\$356				
	FXD44	?	??	??	000	??	Non-Upholstered with Bag Hook	\$379				
	FXD14	?	??	??	???	??	Upholstered Seat Pad		\$416	\$421	\$426	\$431
	FXD54	?	??	??	???	??	Upholstered Seat Pad with Bag Hook		\$439	\$444	\$449	\$454

Dimensions: W:25 1/2" D:30" H:34" SH:18" AH:11 1/4"

Us Four Leg Left Hand Tablet Arm Chair



	1	2	3	4	5	6						
	Product Code	Glide/Caster	Frame Color	Shell Color	Fabric	Laminate	Description	Plastic	C.O.M. Grade 1	Grade 2	Grade 4	Grade 6
	FXD03	?	??	??	000	??	Non-Upholstered	\$356				
	FXD43	?	??	??	000	??	Non-Upholstered with Bag Hook	\$379				
	FXD13	?	??	??	???	??	Upholstered Seat Pad		\$416	\$421	\$426	\$431
	FXD53	?	??	??	???	??	Upholstered Seat Pad with Bag Hook		\$439	\$444	\$449	\$454

Dimensions: W:25 1/2" D:30" H:34" SH:18" AH:11 1/4"

To Specify/Order:

- 1 Product Code (5 digits)
- 2 Glide/Caster (1 digit)
 - 1 = Glide
 - 2 = Soft Caster (typically used on hard surfaces) Price add \$37
 - 3 = Hard Caster (typically used on carpeted floors) Price add \$37
- 3 Frame Color (2 digits) See page 10
- 4 Shell Color (2 digits) See page 10
- 5 Fabric (3 digits) See pages 11-14 Leave blank for non-upholstered
- 6 Laminate Tablet Surface (3 digits) See page 10

Examples:
FXD02 + 3+ OH + OH
(Non-Upholstered Armless Chairs with Casters)

FXD04 + 1+ OH + OH + BKA + 6Y
(Upholstered Seat Pad Chairs with R.H. Tablet Arm)

Us® Chair Family – Tablet Arm Accessories


Side rack, bag hook and cup holder accessories are a great addition to the **Us** Tablet Arm Chair, and allow convenient access to a student's belongings. The side rack and bag hook are ¼" epoxy powder coated steel wire and the cup holder is 10% glass filled polypropylene. Accessories can be ordered separately and are field installed (bag can be ordered factory installed). The cup holder is available in color Cool Cement, and the side rack and bag hook are available in standard **Us** chair paint colors: Silver Lining (JX), Cherry Cobbler (JP), Dark Slate (JH), and Black (OH).

**To Specify/Order for
Bag Hook and Side Rack:**

- 1 Product Code (6 digits)
- 2 Finish Code (2 digits) See page 10


Example:
073150 + JH

Bag Hook	1	2	
	Product Code	Finish	Price
	073149	??	\$23

A metal bag hook accessory with a single hook and a mounting bracket.


Dimensions: 4 3⁄16" (extension from work surface)

Side Rack	1	2	
	Product Code	Finish	Price
	073150	??	\$62

A metal side rack accessory with a triangular frame and a horizontal bar.

Dimensions: W: 16 ¼" D: 3 ¾" H: 10 5⁄8"

Cup Holder	1	2	
	Product Code	Finish	Price
	073151JU	Cool Cement	\$21

A plastic cup holder accessory with a single cup slot and a mounting bracket.

Dimensions: 3 7⁄8" Diameter (cup capacity)

Section Guide

Us® Sled Base Chair	Page
General Information.....	55
Options.....	55-56
Model Offering	57-58
Dolly	59

General Information

The **Us** chair is the first product offering in a complete portfolio of well-designed, multi-purpose seating solutions developed to meet the dynamic furniture needs of the college and university marketplace. Consisting of loose chairs as well as fixed seating products, American Seating's **Us** chair family can help facility, maintenance, design and specifying professionals create a consistent and cohesive look for the seating products they specify. The **Us** chair aims to be the new "standard" of seating for any college or university environment as it can be used in a variety of settings, including: administrative offices; commons area; convention spaces, small and large classrooms; dining facilities; dorm rooms; lecture halls; and sports facilities.

American Seating partnered with noted industrial designer Jeff Weber, principal of

Studio Weber + Associates, to create the **Us** chair. The design of the chair is inherently organic as it derives from the human form, especially as it relates to the chair's shell. At the same time, it also features a very linear aesthetic that translates the multiple base configurations that are available. This hybrid nature creates a universal appeal across form people, function place and performance time.

American Seating also partnered with renowned colorist Laura Guido-Clark of Guido-Clark Design to create 14 new and inspiring seating shell color options and three new paint finish color options. The new colors are based on research about how color can enhance student learning through the learning environment. They can also help specifiers

create the perfect match for the design space they envision.

Constructed of recyclable materials and containing recycled content, the **Us** chair can contribute to LEED points in the MR 2 and MR 4 categories.

Upholstered Chairs Upholstered inserts are removable for ease of replacement if necessary.

Dolly With our optional desk height, sled base chair dolly you can stack and roll your chairs out of the way.

Dolly Capacity

Non-Upholstered Chairs	26
Upholstered Seat Pad Chairs	21

Standard Features

Frames Desk height chairs constructed of $\frac{7}{16}$ " diameter cold drawn steel wire rod. Bar/counter height chairs constructed of $\frac{5}{8}$ " diameter, 14 gauge cold rolled steel tube. Both chairs have 11 gauge steel mounting plates.

Frame Color Choose from three (3) textured and one (1) metallic powder coat epoxy finishes.

Ergonomic Shell A one-piece texture-molded polypropylene design that comfortably fits individuals of various shapes and sizes. The shell has inherent flex that appropriately responds to user movements in today's more active learning environments.

Glides Desk height chairs have $\frac{5}{8}$ " x $1\frac{3}{4}$ " snap fit, clear Lexan glides that are held in position by depressions in the frame. Bar/counter height chairs have $\frac{1}{2}$ " x $1\frac{5}{8}$ " copolymer glides that are attached to the frame with $\frac{3}{16}$ " pop rivets.

Safety and Durability **Us** Chairs meet or exceed all applicable ANSI/BIFMA test standards.

Options

Integral Arms Define space for high density seating, enhance user ingress/egress and provide added comfort.

Upholstered Seat Pad Added comfort and design flexibility with a choice of fabrics over $\frac{1}{2}$ " polyurethane foam. Four (4) Phillips head

screws secure the pad assembly to the shell from under the seat.

Ganging Attachments Welded steel, permanently affixed to frame, ensures straight rows. Available on Desk Height **Us** Chairs only.

Glides No-glide (glide-less) option (sometimes preferred for carpet applications) available for Desk Height **Us** Chairs. Steel glide option (for highly abrasive floors) available for Bar/Counter Height **Us** Chairs.

Customer's Own Material (C.O.M.) Program

American Seating offers C.O.M. options on seating products. Within five (5) business days following the receipt of test yardage, we will confirm your C.O.M. request. Contact your customer service representative at (800) 748-0268 to discuss the C.O.M. fabric approval process. The C.O.M. General Information on page 8.

C.O.M. Upholstery Yardages

The **Us** chair upholstered seat pad requires .3 yard of fabric (or vinyl) per chair for multiple chair orders. Chairs using C.O.M. fabric will require 1 yard per chair for initial testing if not already pre-approved. Directional fabrics and wide patterns may require additional yardage.

Us® Chair Family – Sled Base Chairs



Special Options

- Custom Shell Color
- Custom Frame Color

Quantity Requirement

Minimum 300 Chairs (one color)
Less than 300 Chairs (one color)
Minimum 250 Chairs (one color)
Less than 250 Chairs (one color)

Price

\$1,030 List up-charge
\$2,165 List up-charge
\$415 List up-charge
\$1,030 List up-charge

Us® Chair Family – Desk Height Sled Base Chairs

Us Desk Height Sled Base (FXA) The steel rod frame comes in three (3) standard textured and one (1) metallic powder coat frame colors. The one piece shell comfortably fits individuals of various shapes and sizes with inherent flex that appropriately responds to user movements. The chair shell is available in 14 texture molded polypropylene colors with an option for a ½" polyurethane foam upholstered seat pad. Chairs are shipped standard with co-polymer glides. See pages 10-15 for applicable fabrics and finishes.

Us Desk Height
Sled Base
Armless Chair



	1 Product Code	2 Glide	3 Frame Color	4 Shell Color	5 Fabric	Description	Plastic	C.O.M. Grade 1	Grade 2	Grade 4	Grade 6
E	FXA020	?	??	??	N/A	Non-Upholstered	\$185				
	FXA120	?	??	??	???	Upholstered Seat Pad		\$245	\$250	\$255	\$260

Dimensions: W:22 1/2" D:23 1/2" H:34 1/4" SH:18"

Us Desk Height
Sled Base
Arm Chair



	1 Product Code	2 Glide	3 Frame Color	4 Shell Color	5 Fabric	Description	Plastic	C.O.M. Grade 1	Grade 2	Grade 4	Grade 6
E	FXA000	?	??	??	N/A	Non-Upholstered	\$241				
	FXA100	?	??	??	???	Upholstered Seat Pad		\$302	\$307	\$312	\$317

Dimensions: W:22 1/2" D:23 1/2" H:34 1/4" SH:18" AH:7 3/4"

Us Desk Height
Sled Base
Armless
Ganging Chair



	1 Product Code	2 Glide	3 Frame Color	4 Shell Color	5 Fabric	Description	Plastic	C.O.M. Grade 1	Grade 2	Grade 4	Grade 6
	FXA022	?	??	??	N/A	Non-Upholstered	\$195				
	FXA122	?	??	??	???	Upholstered Seat Pad		\$255	\$260	\$265	\$270

Dimensions: W:22 3/4" D:23 1/2" H:34 1/4" SH:18"

Us Desk Height
Sled Base
Arm Ganging Chair



	1 Product Code	2 Glide	3 Frame Color	4 Shell Color	5 Fabric	Description	Plastic	C.O.M. Grade 1	Grade 2	Grade 4	Grade 6
	FXA002	?	??	??	N/A	Non-Upholstered	\$251				
	FXA102	?	??	??	???	Upholstered Seat Pad		\$312	\$317	\$322	\$327

Dimensions: W:22 3/4" D:23 1/2" H:34 1/4" SH:18" AH:7 3/4"

To Specify/Order:

- 1 Product Code (6 digits)
- 2 Glide (1 digit)
0 = No Glide
(typically used on carpeted floors)
1 = Co-Polymer Glide
Standard
- 3 Frame Color (2 digits) See page 10
- 4 Shell Color (2 digits) See page 10
- 5 Fabric (3 digits) See pages 11-14
Leave blank for non-upholstered

Examples:

FXA022 + 0 + 0H + 0H
(Non-Upholstered Armless Chairs
Ganging Chair without glides)

FXA100 + 1 + 0H + 0H + BKA
(Upholstered Seat Pad Arm with glides)

Us® Chair Family – Counter/ Bar Height Sled Base Chairs

Us Counter/Bar Height Sled Base Stools (FXB/C) The steel tube frame comes in three (3) standard textured and one (1) metallic powder coat Frame Colores. The one piece shell comfortably fits individuals of various shapes and sizes with inherent flex that appropriately responds to user movements. Bar height chairs are typically used with 40" to 42" high café tables and counter height chairs are typically used with (approximately) 36" high built-in, architectural surfaces. The chair shell is available in 14 texture molded polypropylene colors with an option for a ½" polyurethane foam upholstered seat pad. Chairs are stackable and shipped standard with co-polymer glides or optional steel glides. See pages 10-15 for applicable fabrics and finishes.

Us Counter Height
Sled Base
Armless Chair



	1 Product Code	2 Glide	3 Frame Color	4 Shell Color	5 Fabric	Description	Plastic	C.O.M. Grade 1	Grade 2	Grade 4	Grade 6
E	FXB02	?	??	??	N/A	Non-Upholstered	\$281				
	FXB12	?	??	??	???	Upholstered Seat Pad		\$341	\$346	\$351	\$356

Dimensions: W:22 1/4" D:23 3/4" H:39 1/2" SH:23 1/2"

Us Counter Height
Sled Base
Arm Chair



	1 Product Code	2 Glide	3 Frame Color	4 Shell Color	5 Fabric	Description	Plastic	C.O.M. Grade 1	Grade 2	Grade 4	Grade 6
E	FXB00	?	??	??	N/A	Non-Upholstered	\$337				
	FXB10	?	??	??	???	Upholstered Seat Pad		\$398	\$403	\$408	\$413

Dimensions: W:22 1/4" D:23 3/4" H:39 1/2" SH:23 1/2" AH:7 3/4"

Us Bar Height
Sled Base
Armless Chair



	1 Product Code	2 Glide	3 Frame Color	4 Shell Color	5 Fabric	Description	Plastic	C.O.M. Grade 1	Grade 2	Grade 4	Grade 6
E	FXC02	?	??	??	N/A	Non-Upholstered	\$304				
	FXC12	?	??	??	???	Upholstered Seat Pad		\$364	\$369	\$374	\$379

Dimensions: W:22 1/4" D:23 3/4" H:39 1/2" SH:29"

Us Bar Height
Sled Base
Arm Chair



	1 Product Code	2 Glide	3 Frame Color	4 Shell Color	5 Fabric	Description	Plastic	C.O.M. Grade 1	Grade 2	Grade 4	Grade 6
E	FXC00	?	??	??	N/A	Non-Upholstered	\$360				
	FXC10	?	??	??	???	Upholstered Seat Pad		\$421	\$426	\$431	\$436

Dimensions: W:22 1/4" D:23 3/4" H:39 1/2" SH:29" AH:7 3/4"

To Specify/Order:

- 1 Product Code (5 digits)
- 2 Glide (1 digit)
0 = Steel Glide
(for use on abrasive floors)
1 = Co-Polymer Glide
Standard

- 3 Frame Color (2 digits) See page 10
- 4 Shell Color (2 digits) See page 10
- 5 Fabric (3 digits) See pages 11-14

Examples:

FXB02 + 1 + 0H + 0H
(Non-Upholstered Counter Height
Armless Chair with co-polymer glides)

FXC10 + 0 + 0H + 0H + BKA
(Upholstered Seat Pad Bar Height Arm
Chairs with steel glides)

The *Us* Dolly allows for easy storage of standard height non-upholstered and upholstered seat pad *Us* chairs.

Us Chair
Sled Base Dolly



Product Code	Color	Capacity	Price
073100AM0H	Black	Non-Upholstered 26 Upholstered Seat Pad 21	\$633

Dimensions with Chairs: W:23 1/2" D:30" H:51" Maximum

Note: Dolly's are not to be used for bar or counter height chairs.

Us Chair
4 Leg Dolly



Product Code	Color	Capacity	Price
073116AM0H	Black	Non-Upholstered 12 Upholstered Seat Pad 12	\$239

Dimensions with Chairs: W:25" D:28 1/16" H:8 1/2" Maximum

Us® Chair Family – Caster Base Chairs

Section Guide

Us® Caster Base Chairs	Page
General Information.....	60
Options.....	60-61
Model Offering	62

General Information

The **Us** chair is the first product offering in a complete portfolio of well-designed, multi-purpose seating solutions developed to meet the dynamic furniture needs of the college and university marketplace. Consisting of loose chairs as well as fixed seating products, American Seating's **Us** chair family can help facility, maintenance, design and specifying professionals create a consistent and cohesive look for the seating products they specify. The **Us** chair aims to be the new "standard" of seating for any college or university environment as it can be used in a variety of settings, including: administrative offices; commons area; convention spaces, small and large classrooms; dining facilities; dorm rooms; lecture halls; and sports facilities.

American Seating partnered with noted industrial designer Jeff Weber, principal of Studio Weber + Associates, to create the **Us** chair. The design of the chair is inherently organic as it derives from the human form, especially as it relates to the chair's shell. At the same time, it also features a very linear aesthetic that translates the multiple base configurations that are available. This hybrid nature creates a universal appeal across form people, function place and performance time. American Seating also partnered with renowned colorist Laura Guido-Clark of Guido-Clark Design to create 14 new and inspiring seating shell color options and three new paint finish color options.

The new colors are based on research about how color can enhance student learning through the learning environment. They can also help specifiers create the perfect match for the design space they envision.

Constructed of recyclable materials and containing recycled content, the **Us** chair can contribute to LEED points in the MR 2 and MR 4 categories.

Upholstered Chairs Upholstered inserts are removable for ease of replacement if necessary.

Standard Features

Frame 7/16" diameter cold drawn steel wire rod and 11 gauge steel mounting plates.

Frame Color Choose from three (3) textured and one (1) metallic powder coat epoxy finishes.

Ergonomic Shell A one-piece texturemolded polypropylene design that comfortably fits individuals of various shapes and sizes. The shell has inherent flex that appropriately responds to user movements in today's more active learning environments.

Pneumatic Seat Height Adjustment Seat height adjustment is activated by conveniently located paddle at the side of the chair.

Tilt Adjustment Seat tilt action is adjustable with tension adjustment knob located below the front of the seat. Tilt angle range of 7½" with lockout capability. Task Chair Only.

Footring Available on stool models only, supports legs in comfortable position; chrome contact surface; adjustment is independent of the seat.

Five Star Base Black textured glass filled nylon base resists marring.

Dual Wheel Hard Casters 60 mm black nylon dual wheel design lessens carpet wear.

Knocked-Down (KD) Shipping Chairs are shipped KD as standard and can be shipped via UPS.

Safety and Durability **Us** Chairs meet or exceed all applicable ANSI/BIFMA test standard.

Options

Arm Rests One-piece texture-molded polypropylene secured to a tubular support provides added comfort and allows for chair stacking. Color: Cool Cement

Upholstered Seat Pad Added comfort and design flexibility with a choice of fabrics over

½" polyurethane foam. Four (4) Phillips head screws secure the pad assembly to the shell from under the seat.

Soft Casters 60 mm black nylon twin wheel casters available with soft tread for use on hard floor surfaces.

Locking Casters 60 mm black nylon twin wheel casters that maintain chair position when not in use.

Glides 2" diameter black nylon post design at the same height as the casters provide a stationary chair option.

Customer's Own Material (C.O.M.) Program

American Seating offers C.O.M. options on seating products. Within five (5) business days following the receipt of test yardage, we will confirm your C.O.M. request. Contact your customer service representative at (800) 748-0268 to discuss the C.O.M. fabric approval process. The C.O.M. General Information on page 7.

C.O.M. Upholstery Yardages

The **Us** chair upholstered seat pad requires .3 yard of fabric (or vinyl) per chair for multiple chair orders. Chairs using C.O.M. fabric will require 1 yard per chair for initial testing if not already pre-approved. Directional fabrics and wide patterns may require additional yardage.



Special Options

- Custom Shell Color
- Custom Frame Color

CAL 133 – Upholstered Chairs

- Burn Test
- Barrier

Quantity Requirement

Minimum 300 Chairs (one color)
 Less than 300 Chairs (one color)
 Minimum 250 Chairs (one color)
 Less than 250 Chairs (one color)

Price

\$1,030 List
 \$2,165 List
 \$415 List
 \$1,030 List

\$410 NET plus cost of chair and barrier up charge

\$34 List up-charge per chair for barrier

CAL 133 – Non-Upholstered Chairs

- Except for the following Express colors: Dark Slate, Deep Raisin, Black, Downpour, Swimming Pool, Fresh Cut Lawn, Cherry Cobbler, and Lake.

Minimum 50 Chairs

\$20 List up-charge per chair

Us® Chair Family – Caster Base Chairs

Us Task/Stool Height Caster Base (FXE/F) The steel tube frame comes in three (3) standard textured and one (1) metallic powder coat frame colors. The one piece shell comfortably fits individuals of various shapes and sizes with inherent flex that appropriately responds to user movements. The chair shell is available in 14 texture molded polypropylene colors with an option for a ½" polyurethane foam upholstered seat pad. FXE and FXF Chairs are shipped KD with standard 60 mm hard casters (typically used on carpeted floors). No tools required for assembly. All Caster Base Chairs have pneumatic height adjustment. See pages 10-15 for applicable fabrics and finishes.

	1 Product Code	2 Caster	3 Frame Color	4 Shell Color	5 Fabric	Description	Plastic	C.O.M. Grade 1	Grade 2	Grade 4	Grade 6
Us Caster Base Armless Task Chair	FXE02	?	??	??	N/A	Non-Upholstered	\$319				
	FXE12	?	??	??	???	Upholstered Seat Pad		\$380	\$385	\$390	\$395
Dimensions: W:19" D:23 3/4" H:32 3/4"-37" SH:16 3/4"-21"											



	1 Product Code	2 Caster	3 Frame Color	4 Shell Color	5 Fabric	Description	Plastic	C.O.M. Grade 1	Grade 2	Grade 4	Grade 6
Us Caster Base Arm Task Chair	FXE00	?	??	??	N/A	Non-Upholstered	\$377				
	FXE10	?	??	??	???	Upholstered Seat Pad		\$438	\$443	\$448	\$453
Dimensions: W:26 1/2" D:23 3/4" H:32 3/4" SH:16 3/4" AH:7 3/4"											



	1 Product Code	2 Caster	3 Frame Color	4 Shell Color	5 Fabric	Description	Plastic	C.O.M. Grade 1	Grade 2	Grade 4	Grade 6
Us Caster Base Armless Stool Chair	FXF02	?	??	??	N/A	Non-Upholstered	\$408				
	FXF12	?	??	??	???	Upholstered Seat Pad		\$469	\$474	\$479	\$484
Dimensions: W:19" D:23 3/4" H:38 1/4"-48 1/4" SH:23"-33"											



	1 Product Code	2 Caster	3 Frame Color	4 Shell Color	5 Fabric	Description	Plastic	C.O.M. Grade 1	Grade 2	Grade 4	Grade 6
Us Caster Base Arm Stool Chair	FXF00	?	??	??	N/A	Non-Upholstered	\$465				
	FXF10	?	??	??	???	Upholstered Seat Pad		\$527	\$532	\$537	\$542
Dimensions: W:26 1/2" D:23 3/4" H:38 1/4"-48 1/4" SH:23"-33" AH:7 3/4"											



To Specify/Order:

- 1 Product Code (5 digits)
- 2 Caster (1 digit)
 - 2 = Soft Caster (typically used on hard surfaces)
 - 3 = Hard Caster (typically used on carpeted floors) Standard
 - 4 = Soft Caster with Brake (typically used on hard surfaces)
 - 5 = Hard Caster with Brake (typically used on carpeted floors)

3 Frame Color (2 digits) See page 10

4 Shell Color (2 digits) See page 10


5 Fabric (3 digits) See pages 11-14
Leave blank for non-upholstered

Examples:

FXE02+3 + 0H + 0H
(Non-Upholstered Armless Task Chair with hard casters)

FXE12 + 2 + 0H + 0H + BKA + 6Y
(Upholstered Seat Pad Arm Stool Chairs with soft caster)

Value Armless Caster Base Chair is a durable, yet cost effective, once piece plastic shell design. This attractive shell is textured polypropelene with an enclosed channel around the perimeter to enhance the structure of the chair. High strength engineered thermo resin caster base and height adjustment mount/ paddle form the lower portion of the chair with a height adjustable cylinder. Some assembly required. The **Value** Chair module is also available for the Focus Swing-Away lecture series.

Value Armless Caster Base Chair	①	②	③	④	Description	Price
	Product Code	Caster	Base Color	Shell Color		
	NCA00570	3	H	?	Non-Upholstered Hard Caster	\$240
	NCA00570	2	H	?	Non-Upholstered Soft Caster	\$245

Dimensions: H:32 1/4"-37 1/2" SW:18 3/4" SD:17 1/4" SH:15 1/2"-20 3/4"

To Specify/Order:

- ① Product Code (8 digits)
- ② Caster
2 = Soft
3 = Hard
- ③ Base Color
H = Black
- ④ Shell Color (1 digit)
B = Black
N = Brown

Example:

NCA00570 + 2 + H + B

Introduction

Welcome To Express

The **Express** program was created to make getting the seating and table products you want easy, affordable...and shipped within 10 business days. Products available on the **Express** program are listed with an "E".

The Process

When you're ready to place your **Express** product order, be sure to follow these simple steps to ensure you get the products you want, the way you want them, delivered when you want them.

- Clearly mark your order "**Express**"
- Only include products from the **Express** program offering in your order.
- Other American Seating product selections should be ordered separate from **Express** program products.
- Select all finishes and fabrics from the **Express** finish and fabric offering.

Order Limitations

Orders with a maximum quantity of 5 tables per model code, not to exceed a total of 25 tables, qualify for the **Express** Quick-Ship Program. For orders larger than 25 tables, submit your required ship date and we'll do our best to accommodate your request.

Introduction – How To Use The Table Price List

How do you take one of the easiest to specify seating and table collections and make it even better? The following design and content elements will help you correctly specify any American Seating product.

- **General Product Information** More data, right where you need it.
- **Specification Guidelines** Bullet points of important information you need when planning your order.
- **Product Illustrations** Highlighted in gray for easy identification of the product. Drawings also demonstrate product relationships.
- **Product Index** Alphabetical listing of product codes help you quickly locate the pages of specific products.

This price list is clear and easy to use — whether you're a novice or a pro!

Product Group

Specific Product Heading

Back to Table of Contents

Rely Tables – Desk Height Rectangle Tables with Round T-Legs

Product Information

Model Heading

Product Illustration

Dimensions

Product Code

Desk height tables are 29" high with a tubular steel column leg and extruded aluminum foot in a T-Base configuration. Available in a wide variety of standard laminates and edge options (see page 59).

Desk Height Rectangle Table w/Round T-Leg

Width	Product Code	Leg Style	Edge	Desk Height	Power Routed Top	Glides/Casters	Leg Color	Laminate Finish	Edge Color	PP 3mm Edge	Wood Edge	Urethane Edge
20" x 42"	XA2A	A	?	1	?	?	??	??	??	\$661	\$754	\$927
20" x 48"	XA2B	A	?	1	?	?	??	??	??	\$664	\$768	\$945
20" x 60"	XA2D	A	?	1	?	?	??	??	??	\$723	\$840	\$1,011
20" x 72"	XA2F	A	?	1	?	?	??	??	??	\$817	\$946	\$1,112
24" x 42"	XA3A	A	?	1	?	?	??	??	??	\$674	\$836	\$961
24" x 48"	XA3B	A	?	1	?	?	??	??	??	\$678	\$851	\$980
24" x 60"	XA3D	A	?	1	?	?	??	??	??	\$737	\$937	\$1,055
24" x 72"	XA3F	A	?	1	?	?	??	??	??	\$841	\$1,056	\$1,161
30" x 42"	XA4A	A	?	1	?	?	??	??	??	\$756	\$933	\$1,044
30" x 48"	XA4B	A	?	1	?	?	??	??	??	\$759	\$948	\$1,063
30" x 60"	XA4D	A	?	1	?	?	??	??	??	\$831	\$1,047	\$1,143
30" x 72"	XA4F	A	?	1	?	?	??	??	??	\$938	\$1,180	\$1,262
36" x 42"	XA5A	A	?	1	?	?	??	??	??	\$952	\$1,149	\$1,136
36" x 48"	XA5B	A	?	1	?	?	??	??	??	\$955	\$1,164	\$1,155
36" x 60"	XA5D	A	?	1	?	?	??	??	??	\$1,076	\$1,305	\$1,245
36" x 72"	XA5F	A	?	1	?	?	??	??	??	\$1,222	\$1,480	\$1,439

To Specify/Order:

1 Product Code (4 digits)

2 Leg Style
A = Round

3 Edge Type (1 digit)
Square Corner - TOP
P = 3mm Polypropylene
2 = Waterfall Urethane
3 = Ease Urethane
4 = Bullnose Urethane
5 = Comfort Urethane
T = Wood Tapered
R = Wood Radiused 1.25"
Round Corner - TOP
E = 3mm Polypropylene

4 Table Height (1 digit)
1 = Desk

5 Power Routed Top/Leg (1 digit)
0 = No
1 = Yes (Price add \$47)

6 Glides/Casters (1 digit)
1 = White/Chrome Glide
2 = Black/Black Glide
3 = Soft Lock Caster (Price add \$61)
4 = Hard Lock Caster (Price add \$61)

7 Leg Color (2 digits) See page 59

8 Laminate Finish (2 digits) See page 59

9 Edge Color (2 digits) See page 59

Example:

XA2A = A + 3 + 1 + 0 + 2 + 0H + 6Y + 0H

3MM Edge Polypropylene

Waterfall Urethane

Ease Urethane

Bullnose Urethane

Comfort Edge Urethane

Tapered Wood

1 1/4" Radius Wood

How to Construct a Model Code

List Price U.S Dollar

AMERICANSEATING

65

Sample Product Number Construction

To construct your product number, begin with the product code and replace each ? (question mark) with a corresponding code. To calculate price, begin with the corresponding price indicated and add all upcharges that apply to desired options.

		1	2	3	4	5	6	7	8	9	10			
Us Table Flip and Nest	Product	Corner	Table/ Leg			Edge	Power		Leg	Lam.	Edge	3mm PP	Urethane	Wood
	Code	Style	Depth	Length	Type	Routed	Top	Casters	Color	Finish	Color	Edge	Edge	Edge
	20" x 42"	UF	?	2	42	?	?	?	??	??	??	\$1,084	\$1,335	\$1,193

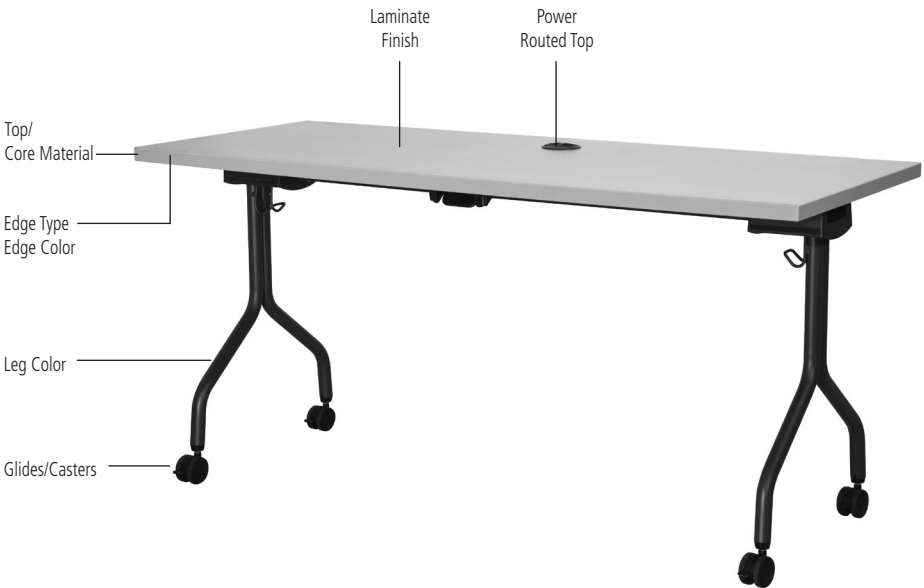
Example

UF S 2 72 P 1 5 OH DW SC

Us Flip and Nest Table Base Product Code
Particle Board with Square Corners
20" Width
72" Length
3mm Polypropylene Edge
Top Routed For Power
Hard Locking Casters
Black Leg Color
Designer White Laminate Finish
Designer White Edge Color

\$1,084 3mm PP Edge

- 1 Product Code (2 digits)
- 2 Corner Style(1 digit)
Wood and Urethane Edge
S = Particle BD W/Square Corners
3mm PP Edge
S = Particle BD W/Square Corners
R = Particle BD W/Round Corners
- 3 Table/Leg Depth (1 digit)
2 = 20"
3 = 24"
4 = 30"
- 4 Length (2 digits)
42 = 42", 48 = 48", 54 = 54",
60 = 60", 72 = 72"
- 5 Edge Type (1 digit)
P = 3mm PP
2 = Waterfall Urethane
3 = Ease Urethane
4 = Bullnose Urethane
5 = Comfort Urethane
T = Wood Tapered
R = Wood Radiused 1.25"
- 6 Power Routed Top (1 digit)
0 = No
1 = Yes
- 7 Glides/Casters (1 digit)
1 = Glide
2 = Soft Caster
3 = Hard Caster
4 = Soft Caster Locking
5 = Hard Caster
- 8 Leg Color (2 digits) see page 67
- 9 Laminate Finish (2 digits) see page 67
- 10 Edge Color (1 or 2 digits) see page 67



The Finish Collection coordinates with the seating fabric collection creating a broad array of color options for both vertical and horizontal surfaces. Finish cards and peg samples are available from www.americanseatinginfonetwork.com. The following finishes are available for laminate and edge trim colors.

Laminate Finishes for All Tables

41 Folkstone Grafix	EE Organic Cotton E
75 Black E	EF Venetian Ivory
87 Wild Cherry	EG Natural Cotton
92 Misted Zephyr	EH Blue Agave
1B Windswept Bronze	EJ Tangerine
1G Oiled Soapstone	E1 Pearl Soapstone
1N Twilight Zephyr	E8 Sarum Twill
1P Morro Zephyr	E9 Platinum Drops E
1U Windswept	F2 Maroochy Brush
3B HollyBerry	F3 Eggplant
4H Acajou Mahogany	F4 Sweet Corn
6S Windsor Mahogany	F5 Kiwi
6Y Fusion Maple E	F6 Aqua Fizz
A6 Nickel EV	F7 Pinball
B1 Carbon EV	F8 Casual Linen
CG Biltmore Cherry E	F9 Lacewood E
CH Wheat Strand E	FA Ebony Ribbonwood
CL African Limba	FB Mouse
CM Castle Oak E	FC Hunter Green
CT Possum Warp	FD Sol (Microdot)
C4 New Age Oak	FE Black Walnut
D3 Canyon Zephyr	FF Rattan Cane
D4 Mambo	FG Fossil Weft
D5 Brazilwood	FH Citadel Warp
D6 Tan Echo	FJ Wood Strand
D7 Asian Sand	FK Seagrass Strand
D8 Tan Soapstone	FL Cognac Maple
DR Arcade	FM White Drops E
DW Designer White	FN Earthen Twill
EA Neutral Twill E	FP Ashen Ribbonwood
EB Bleached Legno E	FQ Blackened Legno
EC Seed (Microdot)	G4 Grey Taupe E
ED Crisp Linen	W6 Platinum E

Natural Wood or Veneer Edge Options for All Tables

M0 Clear Finish on Maple	5E Dark Mahogany on Maple
R0 Clear Finish on Red Oak	ME Ebony on Maple
5D Blonde Maple on Maple	MF Pigmented Black on Maple
5H Light Cherry on Maple	6S Birch on Maple
5B Medium Cherry on Maple	6T Shale on Maple
5C Dark Cherry on Maple	6U Smoke on Maple

3 MM Polypropylene Edge Color for All Tables

OG Gray Taupe E	SC Designer White
OH Black E	SD Blackened Legno
OX Beige	SE Negotiating in Geneva
OW Platinum E	SF Biltmore Cherry
OY Steel Grey	SG Amber Maple
00 Dark Neutral	SH Shaker Cherry

Alert Table Leg Color

OH Black E
MS Metallic Silver E

Rely Table, Lectern, and Marker Board

Fully powder coated:	Painted with polished feet:	Add List Per Table
OH Black E	SY Black/Polished	\$41
MS Metallic Silver E	SO Metallic Silver/Polished	\$41
SJ Sky White	SU Sky White/Polished	\$41
SK Mist	SV Mist/Polished	\$41
SL Mocha	SW Mocha/Polished	\$41
JH Dark Slate (add \$20 List Per Table)	SX Dark Slate/Polished	\$61

Us Table Leg Color

OH Black	JP Cherry Cobbler
JH Dark Slate	JX Silver Lining

Disc Base Table Leg Color

OH Black	SK Mist
MS Metallic Silver	SL Mocha
SJ Sky White	JH Dark Slate (add \$20 List Per Table)

dek™ table available in **Acton** and **Us** frame colors

Non-standard colors

For the **Rely**, **US**, and **Alert** table lines there is a \$150 (net) set-up charge for non-standard (any American Seating color) table line color options. Minimum quantity of 12 tables.

Example: Using an American Seating Fixed **Focus** color for a **Rely** table leg color.

Custom Colors

For custom color match (any non American Seating color) please contact your service representative for pricing.

Alert Table Bullnose PVC Edge Color

OH Black

Us® Table/ Rely® Table Urethane Edge Color

JD Downpour	JR Fresh Cut Lawn
JH Dark Slate	JS Swimming Pool
JJ Deep Raisin	JE Lake
OH Black	JU Cool Cement
JP Cherry Cobbler	


Section Guide

Rely™ Tables	Page
General Information and Features	60
Model Offering	61-70
Power and Options	71-73

General Information

The Rely table line is a part of a fully coordinating system of highly mobile, durable and easily configurable tables, white boards and lecterns. Rely tables are available in a variety of base options grounded by a contemporary extruded foot design with a clean top plane and flared toe anchors.

Leg options include a vertical round steel tube or rectangular extruded aluminum. There are a wide variety of top shapes and sizes to choose from, as well as technology, modesty panel and wire management options.



Standard Features

- **Base** The base consists of die cast aluminum feet (ADC 10 + 3% Zinc) and either a powder coated 2 5/8" 14-gauge HRPO steel tube or powder coated aluminum extrusion column. Seven gauge steel top plates are powder coated and fully welded to the steel column. Feet and top plate bolted to aluminum extrusion.
- **Base Finish** Bases are available either fully powder coated or with powder coated vertical columns and polished feet. Six finish options available for each version.
- **Casters** (optional) 80 mm locking casters with hard or soft tread.
- **Top Construction** 1.25" dense particle board prevents warping. Ready to mount table top with screws included.
- **Laminate Surface** A wide range of contemporary laminate options are standard. Low-glare finish reduces eyestrain; resists marks and stains.
- **Safety and Durability** Tables meet or exceed all applicable ANSI/BIFMA test standards.
- **Wire Management** Special leg design with integral 1.50" diameter hole for round leg, 2.00" diameter hole for extrusion leg.

Hard casters are recommended for carpeting and other durable surfaces.

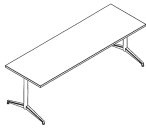
Soft casters are recommended for hard surfaces with smooth finishes such as tile and wood. **Note:** Soft casters may collect debris and periodic cleaning is recommended as floor finishes can be scratched by debris on the floor or caster.



Rely Tables – Desk Height Rectangle Tables with Round T-Legs

Desk height tables are 29" high with a tubular steel column leg and extruded aluminum foot in a T-Base configuration. Available in a wide variety of standard laminates and edge options (see page 67).

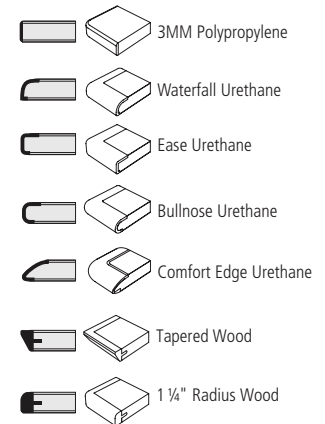
Desk Height
Rectangle Table
w/Round T-Leg



	1	2	3	4	5	6	7	8	9			
Dimensions	Product Code	Leg Style	Edge Type	Desk Height	Power Routed Top	Glides/ Casters	Leg Color	Laminate Finish	Edge Color	PP 3mm Edge	Wood Edge	Urethane Edge
20" x 42"	XA2A	A	?	1	?	?	??	??	??	\$661 E	\$754	\$927
20" x 48"	XA2B	A	?	1	?	?	??	??	??	\$664 E	\$768	\$945
20" x 60"	XA2D	A	?	1	?	?	??	??	??	\$723 E	\$840	\$1,011
20" x 72"	XA2F	A	?	1	?	?	??	??	??	\$817 E	\$946	\$1,112
20" x 84"	XA2G	A	?	1	?	?	??	??	??	\$956 E	\$1,148	N/A
20" x 90"	XA2H	A	?	1	?	?	??	??	??	\$962 E	\$1,164	\$1,408
20" x 96"	XA2J	A	?	1	?	?	??	??	??	\$968 E	\$1,181	N/A
24" x 42"	XA3A	A	?	1	?	?	??	??	??	\$674 E	\$836	\$961
24" x 48"	XA3B	A	?	1	?	?	??	??	??	\$678 E	\$851	\$980
24" x 60"	XA3D	A	?	1	?	?	??	??	??	\$737 E	\$937	\$1,055
24" x 72"	XA3F	A	?	1	?	?	??	??	??	\$841 E	\$1,056	\$1,161
24" x 84"	XA3G	A	?	1	?	?	??	??	??	\$1,039 E	\$1,284	N/A
24" x 90"	XA3H	A	?	1	?	?	??	??	??	\$1,045 E	\$1,301	\$1,466
24" x 96"	XA3J	A	?	1	?	?	??	??	??	\$1,051 E	\$1,319	N/A
30" x 42"	XA4A	A	?	1	?	?	??	??	??	\$756 E	\$933	\$1,044
30" x 48"	XA4B	A	?	1	?	?	??	??	??	\$759 E	\$948	\$1,063
30" x 60"	XA4D	A	?	1	?	?	??	??	??	\$831 E	\$1,047	\$1,143
30" x 72"	XA4F	A	?	1	?	?	??	??	??	\$938 E	\$1,180	\$1,262
30" x 84"	XA4G	A	?	1	?	?	??	??	??	\$1,172 E	\$1,435	N/A
30" x 90"	XA4H	A	?	1	?	?	??	??	??	\$1,178 E	\$1,453	\$1,587
30" x 96"	XA4J	A	?	1	?	?	??	??	??	\$1,185 E	\$1,471	N/A
36" x 42"	XA5A	A	?	1	?	?	??	??	??	\$952 E	\$1,149	\$1,136
36" x 48"	XA5B	A	?	1	?	?	??	??	??	\$955 E	\$1,164	\$1,155
36" x 60"	XA5D	A	?	1	?	?	??	??	??	\$1,076 E	\$1,305	\$1,245
36" x 72"	XA5F	A	?	1	?	?	??	??	??	\$1,222 E	\$1,480	\$1,439
36" x 84"	XA5G	A	?	1	?	?	??	??	??	\$1,524 E	\$1,818	N/A
36" x 90"	XA5H	A	?	1	?	?	??	??	??	\$1,530 E	\$1,835	\$1,717
36" x 96"	XA5J	A	?	1	?	?	??	??	??	\$1,536 E	\$1,853	N/A

To Specify/Order:

- Product Code (4 digits)
- Leg Style
A = Round
- Edge Type (1 digit)
Square Corner - TOP
P = 3mm Polypropylene
2 = Waterfall Urethane
3 = Ease Urethane
4 = Bullnose Urethane
5 = Comfort Urethane
T = Wood Tapered
R = Wood Radiused 1.25"
Round Corner - TOP
E = 3mm Polypropylene
- Table Height (1 digit)
1 = Desk
- Power Routed Top/Leg (1 digit)
0 = No
1 = Yes (Price add \$47)
Order power module from page 71
- Glides/Casters (1 digit)
1 = White/Chrome Glide
2 = Black/Black Glide
3 = White Soft Lock Caster (Price add \$38)
4 = Black Hard Lock Caster (Price add \$38)
- Leg Color (2 digits) See page 67
- Laminate Finish (2 digits) See page 67
- Edge Color (2 digits) See page 67




Example:
XA2A + A + 3 + 1 + 0 + 2 + 0H + 6Y + 0H

E Also available on Quickship Express with the following options only:

- Edge type - P = 3mm Polypropylene Edge
- Grey, Taupe, Black and Platinum
- Leg Color - Black and Metallic Silver
- Laminates with Quickship Express **E**
- Casters or glides
- No Power option

Rely Tables – Desk Height Rectangle Tables with Round C-Legs

Desk height tables are 29" high with a tubular steel column leg and extruded aluminum foot in a C-Base configuration. Available in a wide variety of standard laminates and edge options (see page 67).

	1	2	3	4	5	6	7	8	9				
Desk Height Rectangle Table w/Round C-Leg	Dimensions	Product Code	Leg Style	Edge Type	Desk Height	Power Routed Top	Glides/ Casters	Leg Color	Laminate Finish	Edge Color	PP 3mm Edge	Wood Edge	Urethane Edge
	20" x 42"	XB2A	A	?	1	?	?	??	??	??	\$668	\$762	\$934
	20" x 48"	XB2B	A	?	1	?	?	??	??	??	\$671	\$776	\$953
	20" x 60"	XB2D	A	?	1	?	?	??	??	??	\$731	\$847	\$1,019
	20" x 72"	XB2F	A	?	1	?	?	??	??	??	\$824	\$953	\$1,119
	20" x 84"	XB2G	A	?	1	?	?	??	??	??	\$963	\$1,155	N/A
	20" x 90"	XB2H	A	?	1	?	?	??	??	??	\$969	\$1,172	\$1,416
	20" x 96"	XB2J	A	?	1	?	?	??	??	??	\$976	\$1,189	N/A
	24" x 42"	XB3A	A	?	1	?	?	??	??	??	\$674	\$836	\$961
	24" x 48"	XB3B	A	?	1	?	?	??	??	??	\$677	\$851	\$980
	24" x 60"	XB3D	A	?	1	?	?	??	??	??	\$736	\$936	\$1,055
	24" x 72"	XB3F	A	?	1	?	?	??	??	??	\$841	\$1,056	\$1,160
	24" x 84"	XB3G	A	?	1	?	?	??	??	??	\$1,038	\$1,283	N/A
	24" x 90"	XB3H	A	?	1	?	?	??	??	??	\$1,045	\$1,301	\$1,466
	24" x 96"	XB3J	A	?	1	?	?	??	??	??	\$1,051	\$1,319	N/A
	30" x 42"	XB4A	A	?	1	?	?	??	??	??	\$757	\$935	\$1,046
	30" x 48"	XB4B	A	?	1	?	?	??	??	??	\$761	\$950	\$1,064
	30" x 60"	XB4D	A	?	1	?	?	??	??	??	\$833	\$1,049	\$1,145
	30" x 72"	XB4F	A	?	1	?	?	??	??	??	\$940	\$1,182	\$1,264
	30" x 84"	XB4G	A	?	1	?	?	??	??	??	\$1,174	\$1,437	N/A
	30" x 90"	XB4H	A	?	1	?	?	??	??	??	\$1,180	\$1,455	\$1,589
	30" x 96"	XB4J	A	?	1	?	?	??	??	??	\$1,187	\$1,472	N/A

To Specify/Order:

- Product Code (4 digits)
- Leg Style (1 digit)
A = Round
- Edge Type (1 digit)
Square Corner - TOP
 P = 3mm Polypro
 2 = Waterfall Urethane
 3 = Ease Urethane
 4 = Bullnose Urethane
 5 = Comfort Urethane
 T = Wood Tapered
 R = Wood Radiused 1.25"
Round Corner - TOP
 E = 3mm Polypro
- Table Height (1 digit)
1 = Desk
- Power Routed Top and Legs (1 digit)
 0 = No
 1 = Yes (Price add \$47)
 Order power module from page 71
- Glides/Casters (1 digit)
 1 = White/Chrome Glide
 2 = Black/Black Glide
 3 = White Soft Lock Caster (Price add \$38)
 4 = Black Hard Lock Caster (Price add \$38)
- Leg Color (2 digits) See page 67
- Laminate Finish (2 digits) See page 67
- Edge Color (2 digits) See page 67


Example:

XB2A + A + 3 + 1 + 0 + 2 + 0H + 6Y + 0H

Rely Tables – Counter/Bar/Adjustable Height Rectangle Tables with Round T-Legs


Counter height tables are 36" high and Bar height tables are 42" high. Both feature a tubular steel column leg and extruded aluminum foot in a T-Base configuration. The pin height-adjustable table has a height range of 27" – 34". Available in a wide variety of standard laminates and edge options (see page 67). Complies with the Americans with Disabilities Act (A.D.A.).

Counter Height Rectangle Table w/Round T-Leg




	1	2	3	4	5	6	7	8	9			
	Product Code	Leg Style	Edge Type	Counter Height	Power Routed Top	Glides/Casters	Leg Color	Laminate Finish	Edge Color	PP 3mm Edge	Wood Edge	Urethane Edge
20" x 42"	XA2A	A	?	2	?	?	??	??	??	\$802	\$896	\$1,068
20" x 48"	XA2B	A	?	2	?	?	??	??	??	\$806	\$910	\$1,087
20" x 60"	XA2D	A	?	2	?	?	??	??	??	\$865	\$982	\$1,153
20" x 72"	XA2F	A	?	2	?	?	??	??	??	\$959	\$1,088	\$1,254
24" x 42"	XA3A	A	?	2	?	?	??	??	??	\$816	\$978	\$1,103
24" x 48"	XA3B	A	?	2	?	?	??	??	??	\$819	\$993	\$1,122
24" x 60"	XA3D	A	?	2	?	?	??	??	??	\$878	\$1,078	\$1,197
24" x 72"	XA3F	A	?	2	?	?	??	??	??	\$982	\$1,198	\$1,302
30" x 42"	XA4A	A	?	2	?	?	??	??	??	\$897	\$1,074	\$1,186
30" x 48"	XA4B	A	?	2	?	?	??	??	??	\$901	\$1,089	\$1,204
30" x 60"	XA4D	A	?	2	?	?	??	??	??	\$973	\$1,188	\$1,284
30" x 72"	XA4F	A	?	2	?	?	??	??	??	\$1,080	\$1,322	\$1,404

Bar Height Rectangle Table w/Round T-Leg



	1	2	3	4	5	6	7	8	9			
	Product Code	Leg Style	Edge Type	Bar Height	Power Routed Top	Glides/Casters	Leg Color	Laminate Finish	Edge Color	PP 3mm Edge	Wood Edge	Urethane Edge
20" x 42"	XA2A	A	?	3	?	?	??	??	??	\$802	\$896	\$1,068
20" x 48"	XA2B	A	?	3	?	?	??	??	??	\$806	\$910	\$1,087
20" x 60"	XA2D	A	?	3	?	?	??	??	??	\$865	\$982	\$1,153
20" x 72"	XA2F	A	?	3	?	?	??	??	??	\$959	\$1,088	\$1,254
24" x 42"	XA3A	A	?	3	?	?	??	??	??	\$816	\$978	\$1,103
24" x 48"	XA3B	A	?	3	?	?	??	??	??	\$819	\$993	\$1,122
24" x 60"	XA3D	A	?	3	?	?	??	??	??	\$878	\$1,078	\$1,197
24" x 72"	XA3F	A	?	3	?	?	??	??	??	\$982	\$1,198	\$1,302
30" x 42"	XA4A	A	?	3	?	?	??	??	??	\$897	\$1,074	\$1,186
30" x 48"	XA4B	A	?	3	?	?	??	??	??	\$901	\$1,089	\$1,204
30" x 60"	XA4D	A	?	3	?	?	??	??	??	\$973	\$1,188	\$1,284
30" x 72"	XA4F	A	?	3	?	?	??	??	??	\$1,080	\$1,322	\$1,404

Adjustable Height Rectangle Table w/Round T-Leg



	1	2	3	4	5	6	7	8	9			
	Product Code	Leg Style	Edge Type	Desk Height	Power Routed Top	Glides/Casters	Leg Color	Laminate Finish	Edge Color	PP 3mm Edge	Wood Edge	Urethane Edge
24" x 42"	XC3A	A	?	1	?	?	??	??	??	\$907	\$1,070	\$1,194
24" x 48"	XC3B	A	?	1	?	?	??	??	??	\$911	\$1,085	\$1,213
30" x 42"	XC4A	A	?	1	?	?	??	??	??	\$989	\$1,166	\$1,277
30" x 48"	XC4B	A	?	1	?	?	??	??	??	\$992	\$1,181	\$1,296

Note: Adjustable height tables do not allow for connecting power

To Specify/Order:

- Product Code (4 digits)
- Leg Style (1 digit)
A = Round
- Edge Type (1 digit)
Square Corner - TOP
P = 3mm Polypro
2 = Waterfall Urethane
3 = Ease Urethane
4 = Bullnose Urethane
5 = Comfort Urethane
T = Wood Tapered
R = Wood Radiused 1.25"
Round Corner - TOP
E = 3mm Polypro
- Table Height (1 digit)
1 = Desk/Adjustable
2 = Counter
3 = Bar
- Power Routed Top and Legs (1 digit)
0 = No
1 = Yes (Price add \$47)
Order power module from page 71
- Glides/Casters (1 digit)
1 = White/Chrome Glide
2 = Black/Black Glide
3 = White Soft Lock Caster (Price add \$38)
4 = Black Hard Lock Caster (Price add \$38))
- Leg Color (2 digits) See page 67
- Laminate Finish (2 digits) See page 67
- Edge Color (2 digits) See page 67

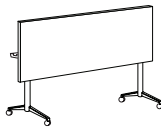
Examples:
XA2A + A + 3 + 2 + 0 + 2 + 0H + 6Y + 0H
(Counter Height)

XA2A + A + 3 + 3 + 0 + 2 + 0H + 6Y + 0H
(Bar Height)

XC3A + A + 3 + 1 + 0 + 2 + 0H + 6Y + 0H
(Adjustable Height)

Rely Tables – Flip and Nest Desk Height Rectangle Tables with Round T-Legs

Flip and Nest tables have a tubular steel column leg and extruded aluminum foot, in a T-Base configuration. The flip mechanism is an intuitive, single release system and tables include integrated anti-sag steel support beams with wire management clips. Table top flips up and locks for stored positions. Available in a wide variety of standard laminates and edge options (see page 67).

	1	2	3	4	5	6	7	8	9				
Flip & Nest Rectangle Table w/Round T-Leg	Dimensions	Product Code	Leg Style	Edge Type	Desk Height	Power Routed Top	Casters	Leg Color	Laminate Finish	Edge Color	PP 3mm Edge	Wood Edge	Urethane Edge
	20" x 42"	XE2A	A	?	1	?	?	??	??	??	\$1,099	\$1,193	\$1,365
	20" x 48"	XE2B	A	?	1	?	?	??	??	??	\$1,105	\$1,209	\$1,386
	20" x 54"	XE2C	A	?	1	?	?	??	??	??	\$1,154	\$1,293	NA
	20" x 60"	XE2D	A	?	1	?	?	??	??	??	\$1,193	\$1,309	\$1,481
	20" x 66"	XE2E	A	?	1	?	?	??	??	??	\$1,222	\$1,383	NA
	20" x 72"	XE2F	A	?	1	?	?	??	??	??	\$1,269	\$1,398	\$1,564
	24" x 42"	XE3A	A	?	1	?	?	??	??	??	\$1,102	\$1,264	\$1,389
	24" x 48"	XE3B	A	?	1	?	?	??	??	??	\$1,107	\$1,281	\$1,410
	24" x 54"	XE3C	A	?	1	?	?	??	??	??	\$1,199	\$1,378	NA
	24" x 60"	XE3D	A	?	1	?	?	??	??	??	\$1,195	\$1,395	\$1,514
	24" x 66"	XE3E	A	?	1	?	?	??	??	??	\$1,277	\$1,444	NA
	24" x 72"	XE3F	A	?	1	?	?	??	??	??	\$1,282	\$1,497	\$1,601
	30" x 42"	XE4A	A	?	1	?	?	??	??	??	\$1,183	\$1,360	\$1,471
	30" x 48"	XE4B	A	?	1	?	?	??	??	??	\$1,189	\$1,377	\$1,492
	30" x 54"	XE4C	A	?	1	?	?	??	??	??	\$1,294	\$1,488	NA
	30" x 60"	XE4D	A	?	1	?	?	??	??	??	\$1,290	\$1,505	\$1,601
	30" x 66"	XE4E	A	?	1	?	?	??	??	??	\$1,384	\$1,562	NA
	30" x 72"	XE4F	A	?	1	?	?	??	??	??	\$1,379	\$1,621	\$1,703
	36" x 42"	XE5A	A	?	1	?	?	??	??	??	\$1,380	\$1,577	\$1,564
	36" x 48"	XE5B	A	?	1	?	?	??	??	??	\$1,384	\$1,594	\$1,585
	36" x 54"	XE5C	A	?	1	?	?	??	??	??	\$1,529	\$1,746	NA
	36" x 60"	XE5D	A	?	1	?	?	??	??	??	\$1,534	\$1,763	\$1,703
	36" x 66"	XE5E	A	?	1	?	?	??	??	??	\$1,658	\$1,846	NA
	36" x 72"	XE5F	A	?	1	?	?	??	??	??	\$1,663	\$1,921	\$1,880

To Specify/Order:


- Product Code (4 digits)
- Leg Style (1 digit)
A = Round
- Edge Type (1 digit)
Square Corner - TOP
 P = 3mm Polypro
 2 = Waterfall Urethane
 3 = Ease Urethane
 4 = Bullnose Urethane
 5 = Comfort Urethane
 T = Wood Tapered
 R = Wood Radiused 1.25"
Round Corner - TOP
 E = 3mmPolypro
- Table Height (1 digit)
1 = Desk
- Power Routed Top and Legs (1 digit)
 0 = No
 1 = Yes (Price add \$47)
 Order power module from page 71
- Casters (1 digit) List price includes Casters
 3 = White Soft Lock Caster
 4 = Black Hard Lock Caster
- Leg Color (2 digits) See page 67
- Laminate Finish (2 digits) See page 67
- Edge Color (2 digits) See page 67

Example:

XE2A + A + 3 + 1 + 0 + 4 + 0H + 6Y + 0H
(Flip & Nest Rectangle Table w/Round T-Leg)

Rely Tables – Desk Height Rectangle Tables with Extrusion T-Legs

Desk height tables are 29" high with an extruded aluminum column and foot in a T-Base configuration. Extrusion legs are routed to accommodate power and data access. Available in a wide variety of standard laminates and edge options (see page 67).

	1	2	3	4	5	6	7	8	9				
Desk Height Rectangle Table w/Extrusion T-Leg	Dimensions	Product Code	Leg Style	Edge Type	Desk Height	Power Routed Top	Glides/ Casters	Leg Color	Laminate Finish	Edge Color	PP 3mm Edge	Wood Edge	Urethane Edge
	20" x 42"	XA2A	B	?	1	?	?	??	??	??	\$750	\$844	\$1,016
	20" x 48"	XA2B	B	?	1	?	?	??	??	??	\$754	\$858	\$1,035
	20" x 60"	XA2D	B	?	1	?	?	??	??	??	\$813	\$930	\$1,101
	20" x 72"	XA2F	B	?	1	?	?	??	??	??	\$907	\$1,036	\$1,201
	20" x 84"	XA2G	B	?	1	?	?	??	??	??	\$1,053	\$1,237	N/A
	20" x 90"	XA2H	B	?	1	?	?	??	??	??	\$1,059	\$1,254	\$1,498
	20" x 96"	XA2J	B	?	1	?	?	??	??	??	\$1,065	\$1,271	N/A
	24" x 42"	XA3A	B	?	1	?	?	??	??	??	\$764	\$926	\$1,051
	24" x 48"	XA3B	B	?	1	?	?	??	??	??	\$767	\$941	\$1,070
	24" x 60"	XA3D	B	?	1	?	?	??	??	??	\$826	\$1,026	\$1,145
	24" x 72"	XA3F	B	?	1	?	?	??	??	??	\$930	\$1,146	\$1,250
	24" x 84"	XA3G	B	?	1	?	?	??	??	??	\$1,128	\$1,373	N/A
	24" x 90"	XA3H	B	?	1	?	?	??	??	??	\$1,134	\$1,391	\$1,556
	24" x 96"	XA3J	B	?	1	?	?	??	??	??	\$1,141	\$1,409	N/A
	30" x 42"	XA4A	B	?	1	?	?	??	??	??	\$845	\$1,022	\$1,133
	30" x 48"	XA4B	B	?	1	?	?	??	??	??	\$849	\$1,037	\$1,152
	30" x 60"	XA4D	B	?	1	?	?	??	??	??	\$921	\$1,136	\$1,232
	30" x 72"	XA4F	B	?	1	?	?	??	??	??	\$1,028	\$1,270	\$1,352
	30" x 84"	XA4G	B	?	1	?	?	??	??	??	\$1,262	\$1,525	N/A
	30" x 90"	XA4H	B	?	1	?	?	??	??	??	\$1,268	\$1,542	\$1,676
	30" x 96"	XA4J	B	?	1	?	?	??	??	??	\$1,274	\$1,560	N/A
	36" x 42"	XA5A	B	?	1	?	?	??	??	??	\$1,042	\$1,239	\$1,226
	36" x 48"	XA5B	B	?	1	?	?	??	??	??	\$1,044	\$1,254	\$1,245
	36" x 60"	XA5D	B	?	1	?	?	??	??	??	\$1,166	\$1,394	\$1,334
	36" x 72"	XA5F	B	?	1	?	?	??	??	??	\$1,311	\$1,569	\$1,529
	36" x 84"	XA5G	B	?	1	?	?	??	??	??	\$1,613	\$1,907	N/A
	36" x 90"	XA5H	B	?	1	?	?	??	??	??	\$1,619	\$1,925	\$1,806
	36" x 96"	XA5J	B	?	1	?	?	??	??	??	\$1,626	\$1,942	N/A

To Specify/Order:

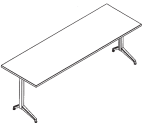
- Product Code (4 digits)
- Leg Style (1 digit)
B = Extrusion
- Edge Type (1 digit)
Square Corner - TOP
 P = 3mm Polypropylene
 2 = Waterfall Urethane
 3 = Ease Urethane
 4 = Bullnose Urethane
 5 = Comfort Urethane
 T = Wood Tapered
 R = Wood Radiused 1.25"
Round Corner - TOP
 E = 3mm Polypropylene
- Table Height (1 digit)
1 = Desk
- Power Routed Top (1 digit)
 0 = No
 1 = Yes (Price add \$47)
 Order power module from page 71
- Glides/Casters (1 digit)
 1 = White/Chrome Glide
 2 = Black/Black Glide
 3 = White Soft Lock Caster (Price add \$38)
 4 = Black Hard Lock Caster (Price add \$38)
- Leg Color (2 digits) See page 67
- Laminate Finish (2 digits) See page 67
- Edge Color (2 digits) See page 67

Example:

XA2A + B + 3 + 1 + 0 + 2 + 0H + 6Y + 0H

Rely Tables – Desk Height Rectangle Tables with Extrusion C-Legs

Desk height tables are 29" high with an extruded aluminum leg column and foot in a C-Base configuration. Extrusion legs are routed to accommodate power and data access. Available in a wide variety of standard laminates and edge options (see page 67).

	1	2	3	4	5	6	7	8	9				
Desk Height Rectangle Table w/Extrusion C-Leg	Dimensions	Product Code	Leg Style	Edge Type	Desk Height	Power Routed Top	Glides/Casters	Leg Color	Laminate Finish	Edge Color	PP 3mm Edge	Wood Edge	Urethane Edge
	20" x 42"	XB2A	B	?	1	?	?	??	??	??	\$757	\$851	\$1,023
	20" x 48"	XB2B	B	?	1	?	?	??	??	??	\$761	\$865	\$1,042
	20" x 60"	XB2D	B	?	1	?	?	??	??	??	\$820	\$937	\$1,108
	20" x 72"	XB2F	B	?	1	?	?	??	??	??	\$914	\$1,043	\$1,209
	20" x 84"	XB2G	B	?	1	?	?	??	??	??	\$1,053	\$1,245	N/A
	20" x 90"	XB2H	B	?	1	?	?	??	??	??	\$1,059	\$1,261	\$1,505
	20" x 96"	XB2J	B	?	1	?	?	??	??	??	\$1,065	\$1,278	N/A
	24" x 42"	XB3A	B	?	1	?	?	??	??	??	\$763	\$926	\$1,051
	24" x 48"	XB3B	B	?	1	?	?	??	??	??	\$767	\$941	\$1,069
	24" x 60"	XB3D	B	?	1	?	?	??	??	??	\$826	\$1,026	\$1,145
	24" x 72"	XB3F	B	?	1	?	?	??	??	??	\$930	\$1,146	\$1,250
	24" x 84"	XB3G	B	?	1	?	?	??	??	??	\$1,128	\$1,373	N/A
	24" x 90"	XB3H	B	?	1	?	?	??	??	??	\$1,134	\$1,391	\$1,556
	24" x 96"	XB3J	B	?	1	?	?	??	??	??	\$1,140	\$1,408	N/A
	30" x 42"	XB4A	B	?	1	?	?	??	??	??	\$847	\$1,024	\$1,135
	30" x 48"	XB4B	B	?	1	?	?	??	??	??	\$851	\$1,039	\$1,154
	30" x 60"	XB4D	B	?	1	?	?	??	??	??	\$923	\$1,138	\$1,234
	30" x 72"	XB4F	B	?	1	?	?	??	??	??	\$1,030	\$1,272	\$1,353
	30" x 84"	XB4G	B	?	1	?	?	??	??	??	\$1,264	\$1,527	N/A
	30" x 90"	XB4H	B	?	1	?	?	??	??	??	\$1,270	\$1,544	\$1,678
	30" x 96"	XB4J	B	?	1	?	?	??	??	??	\$1,276	\$1,562	N/A

To Specify/Order:

- Product Code (4 digits)
- Leg Style (1 digit)
B = Extrusion
- Edge Type (1 digit)
Square Corner - TOP
P = 3mm Polypro
2 = Waterfall Urethane
3 = Ease Urethane
4 = Bullnose Urethane
5 = Comfort Urethane
T = Wood Tapered
R = Wood Radiused 1.25"
Round Corner - TOP
E = 3mm Polypro
- Table Height (1 digit)
1 = Desk
- Power Routed Top (1 digit)
0 = No
1 = Yes (Price add \$47)
Order power module from page 71
- Glides/Casters (1 digit)
1 = White/Chrome Glide
2 = Black/Black Glide
3 = White Soft Lock Caster (Price add \$38)
4 = Black Hard Lock Caster (Price add \$38)
- Leg Color (2 digits) See page 67
- Laminate Finish (2 digits) See page 67
- Edge Color (2 digits) See page 67


Example:

XB2A + B + 3 + 1 + 0 + 2 + 0H + 6Y + 0H

Rely Tables – Counter/Bar Height Rectangle Tables with Extrusion T-Legs


Counter height tables are 36" high and Bar height tables are 42" high. Both feature an extruded aluminum leg column and foot in a T-Base configuration. Extrusion legs are routed to accommodate power and data access. Available in a wide variety of standard laminates and edge options (see page 67).

Counter Height Rectangle Table w/Extrusion T-Leg



	1	2	3	4	5	6	7	8	9			
	Product Code	Leg Style	Edge Type	Counter Height	Power Routed Top	Glides/Casters	Leg Color	Laminate Finish	Edge Color	PP 3mm Edge	Wood Edge	Urethane Edge
20" x 42"	XA2A	B	?	2	?	?	??	??	??	\$819	\$913	\$1,085
20" x 48"	XA2B	B	?	2	?	?	??	??	??	\$823	\$927	\$1,104
20" x 60"	XA2D	B	?	2	?	?	??	??	??	\$882	\$999	\$1,170
20" x 72"	XA2F	B	?	2	?	?	??	??	??	\$976	\$1,105	\$1,271
24" x 42"	XA3A	B	?	2	?	?	??	??	??	\$833	\$995	\$1,120
24" x 48"	XA3B	B	?	2	?	?	??	??	??	\$836	\$1,010	\$1,139
24" x 60"	XA3D	B	?	2	?	?	??	??	??	\$895	\$1,095	\$1,214
24" x 72"	XA3F	B	?	2	?	?	??	??	??	\$999	\$1,215	\$1,319
30" x 42"	XA4A	B	?	2	?	?	??	??	??	\$914	\$1,091	\$1,202
30" x 48"	XA4B	B	?	2	?	?	??	??	??	\$918	\$1,106	\$1,221
30" x 60"	XA4D	B	?	2	?	?	??	??	??	\$990	\$1,205	\$1,301
30" x 72"	XA4F	B	?	2	?	?	??	??	??	\$1,097	\$1,339	\$1,421

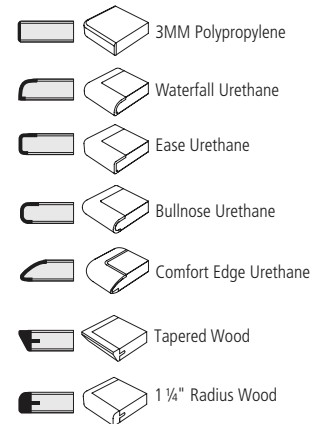
Bar Height Rectangle Table w/Extrusion T-Leg



	1	2	3	4	5	6	7	8	9			
	Product Code	Leg Style	Edge Type	Bar Height	Power Routed Top	Glides/Casters	Leg Color	Laminate Finish	Edge Color	PP 3mm Edge	Wood Edge	Urethane Edge
20" x 42"	XA2A	B	?	3	?	?	??	??	??	\$819	\$913	\$1,085
20" x 48"	XA2B	B	?	3	?	?	??	??	??	\$823	\$927	\$1,104
20" x 60"	XA2D	B	?	3	?	?	??	??	??	\$882	\$999	\$1,170
20" x 72"	XA2F	B	?	3	?	?	??	??	??	\$976	\$1,105	\$1,271
24" x 42"	XA3A	B	?	3	?	?	??	??	??	\$833	\$995	\$1,120
24" x 48"	XA3B	B	?	3	?	?	??	??	??	\$836	\$1,010	\$1,139
24" x 60"	XA3D	B	?	3	?	?	??	??	??	\$895	\$1,095	\$1,214
24" x 72"	XA3F	B	?	3	?	?	??	??	??	\$999	\$1,215	\$1,319
30" x 42"	XA4A	B	?	3	?	?	??	??	??	\$914	\$1,091	\$1,202
30" x 48"	XA4B	B	?	3	?	?	??	??	??	\$918	\$1,106	\$1,221
30" x 60"	XA4D	B	?	3	?	?	??	??	??	\$990	\$1,205	\$1,301
30" x 72"	XA4F	B	?	3	?	?	??	??	??	\$1,097	\$1,339	\$1,421

To Specify/Order:

- Product Code (4 digits)
- Leg Style (1 digit)
B = Extrusion
- Edge Type (1 digit)
Square Corner - TOP
 P = 3mm Polypro
 2 = Waterfall Urethane
 3 = Ease Urethane
 4 = Bullnose Urethane
 5 = Comfort Urethane
 T = Wood Tapered
 R = Wood Radiused 1.25"
Round Corner - TOP
 E = 3mm Polypro
- Table Height (1 digit)
 2 = Counter
 3 = Bar
- Power Routed Top and Legs (1 digit)
 0 = No
 1 = Yes (Price add \$47)
 Order power module from page 71
- Glides/Casters (1 digit)
 1 = White/Chrome Glide
 2 = Black/Black Glide
 3 = White Soft Lock Caster (Price add \$38)
 4 = Black Hard Lock Caster (Price add \$38)
- Leg Color (2 digits) See page 67
- Laminate Finish (2 digits) See page 67
- Edge Color (2 digits) See page 67



Examples:
 XA2A + B + 3 + 2 + 0 + 2 + 0H + 6Y + 0H
 (Counter Height)

XA2A + B + 3 + 3 + 0 + 2 + 0H + 6Y + 0H
 (Bar Height)

Rely Tables – Flip & Nest Desk Height Rectangle Tables with Extrusion T-Legs

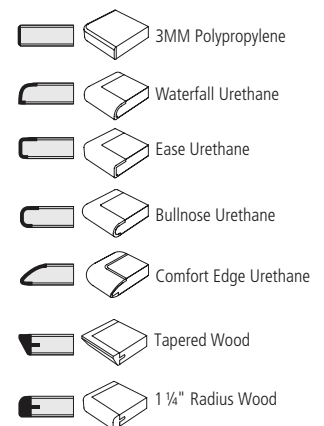
Flip and Nest tables have an extruded aluminum base in a T-Base configuration. The flip mechanism is an intuitive, single release system and tables include integrated anti-sag steel support beams with wire management clips. Table top flips up and locks for stored positions. Available in a wide variety of standard laminates and edge options (see page 67).



	1	2	3	4	5	6	7	8	9				
	Dimensions	Product Code	Leg Style	Edge Type	Desk Height	Power Routed Top	Casters	Leg Color	Laminate Finish	Edge Color	PP 3mm Edge	Wood Edge	Urethane Edge
	20" x 42"	XE2A	B	?	1	?	?	??	??	??	\$1,178	\$1,272	\$1,444
	20" x 48"	XE2B	B	?	1	?	?	??	??	??	\$1,184	\$1,288	\$1,465
	20" x 54"	XE2C	B	?	1	?	?	??	??	??	\$1,233	\$1,372	NA
	20" x 60"	XE2D	B	?	1	?	?	??	??	??	\$1,271	\$1,388	\$1,559
	20" x 66"	XE2E	B	?	1	?	?	??	??	??	\$1,301	\$1,461	NA
	20" x 72"	XE2F	B	?	1	?	?	??	??	??	\$1,348	\$1,477	\$1,643
	24" x 42"	XE3A	B	?	1	?	?	??	??	??	\$1,180	\$1,343	\$1,468
	24" x 48"	XE3B	B	?	1	?	?	??	??	??	\$1,186	\$1,360	\$1,489
	24" x 54"	XE3C	B	?	1	?	?	??	??	??	\$1,278	\$1,456	NA
	24" x 60"	XE3D	B	?	1	?	?	??	??	??	\$1,274	\$1,474	\$1,592
	24" x 66"	XE3E	B	?	1	?	?	??	??	??	\$1,355	\$1,523	NA
	24" x 72"	XE3F	B	?	1	?	?	??	??	??	\$1,360	\$1,576	\$1,680
	30" x 42"	XE4A	B	?	1	?	?	??	??	??	\$1,262	\$1,439	\$1,550
	30" x 48"	XE4B	B	?	1	?	?	??	??	??	\$1,268	\$1,456	\$1,571
	30" x 54"	XE4C	B	?	1	?	?	??	??	??	\$1,373	\$1,567	NA
	30" x 60"	XE4D	B	?	1	?	?	??	??	??	\$1,368	\$1,584	\$1,680
	30" x 66"	XE4E	B	?	1	?	?	??	??	??	\$1,463	\$1,641	NA
	30" x 72"	XE4F	B	?	1	?	?	??	??	??	\$1,458	\$1,700	\$1,782
	36" x 42"	XE5A	B	?	1	?	?	??	??	??	\$1,458	\$1,656	\$1,643
	36" x 48"	XE5B	B	?	1	?	?	??	??	??	\$1,463	\$1,673	\$1,664
	36" x 54"	XE5C	B	?	1	?	?	??	??	??	\$1,607	\$1,825	NA
	36" x 60"	XE5D	B	?	1	?	?	??	??	??	\$1,613	\$1,842	\$1,782
	36" x 66"	XE5E	B	?	1	?	?	??	??	??	\$1,737	\$1,925	NA
	36" x 72"	XE5F	B	?	1	?	?	??	??	??	\$1,741	\$2,000	\$1,959

To Specify/Order:





- Product Code (4 digits)
- Leg Style (1 digit)
B = Extrusion
- Edge Type (1 digit)
Square Corner - TOP
P = 3mm Polypro
2 = Waterfall Urethane
3 = Ease Urethane
4 = Bullnose Urethane
5 = Comfort Urethane
T = Wood Tapered
R = Wood Radiused 1.25"
Round Corner - TOP
E = 3mm Polypro
- Table Height (1 digit)
1 = Desk
- Power Routed Top and Legs (1 digit)
0 = No
1 = Yes (Price add \$47)
Order power module from page 71
- Casters (1 digit) List price includes Casters
3 = White Soft Lock Caster
4 = Black Hard Lock Caster
- Leg Color (2 digits) See page 67
- Laminate Finish (2 digits) See page 67
- Edge Color (2 digits) See page 67



Example:
XE2A + B + 3 + 1 + 0 + 4 + 0H + 6Y + 0H
(Flip & Nest Rectangle Table w/Extrusion T -Leg)

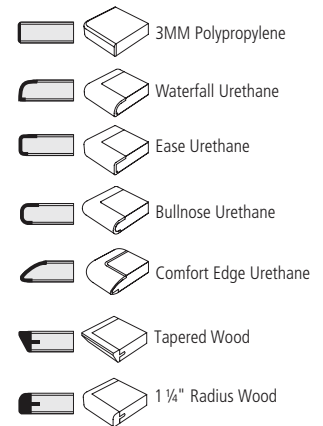
Rely Tables – Desk/Counter/Bar Height Round Table with QX-Base/Round X-Bases

Desk, Counter, and Bar Height round tables are 29", 36", and 42" high respectively. All feature an extruded aluminum base in either an X-Base or QX-Base configuration. Available in a wide variety of standard laminates and edge options (see page 67).

	1	2	3	4	5	6	7	8	9				
Desk Height Round Table w/QX-Base	Dimensions	Product Code	Leg Style	Edge Type	Height	Power Routed Top	Glides	Leg Color	Laminate Color	Edge Color	PP 3mm Edge	Wood Edge	Urethane Edge
	60"	XH9	X	?	1	0	?	??	??	??	\$1,672	\$1,892	\$1,946
Desk Height Round Table w/Round X-Base	Dimensions	Product Code	Leg Style	Edge Type	Height	Power Routed Top	Glides/Casters	Leg Color	Laminate Color	Edge Color	PP 3mm Edge	Wood Edge	Urethane Edge
	36"	XG5	X	?	1	0	?	??	??	??	\$880	\$1,097	\$977
	42"	XG6	X	?	1	0	?	??	??	??	\$993	\$1,192	\$1,202
	48"	XG7	X	?	1	0	?	??	??	??	\$1,000	\$1,222	\$1,230
Counter Height Round Table w/Round X-Base	Dimensions	Product Code	Leg Style	Edge Type	Height	Power Routed Top	Glides	Leg Color	Laminate Color	Edge Color	PP 3mm Edge	Wood Edge	Urethane Edge
	30"	XG4	X	?	2	0	?	??	??	??	\$890	\$1,037	\$977
	36"	XG5	X	?	2	0	?	??	??	??	\$960	\$1,177	\$1,057
	42"	XG6	X	?	2	0	?	??	??	??	\$1,073	\$1,272	\$1,282
Bar Height Round Table w/Round X-Base	Dimensions	Product Code	Leg Style	Edge Type	Height	Power Routed Top	Glides	Leg Color	Laminate Color	Edge Color	PP 3mm Edge	Wood Edge	Urethane Edge
	30"	XG4	X	?	3	0	?	??	??	??	\$890	\$1,037	\$977
	36"	XG5	X	?	3	0	?	??	??	??	\$960	\$1,177	\$1,057
	42"	XG6	X	?	3	0	?	??	??	??	\$1,073	\$1,272	\$1,282

To Specify/Order:

- Product Code (3 digits)
- Leg Style (1 digit)
X = X-Base
- Edge Type (1 digit)
Square Corner - TOP
 P = 3mm Polypro
 2 = Waterfall Urethane
 3 = Ease Urethane
 4 = Bullnose Urethane
 5 = Comfort Urethane
 T = Wood Tapered
 R = Wood Radiused 1.25"
Round Corner - TOP
 E = 3mm Polypro
- Table Height (1 digit)
 1 = Desk
 2 = Counter
 3 = Bar
- Power Routed Top and Legs (1 digit)
 0 = Not Available
- Glides/Casters (1 digit)
 Note: 48" Desk Height Available With Casters Only
 1 = White/Chrome Glide
 2 = Black/Black Glide
 3 = White Soft Lock *Caster (Price add \$38)
 4 = Black Hard Lock *Caster (Price add \$38)
 *36", 42" and 48" desk height only
- Leg Color (2 digits) See page 67
- Laminate Finish (2 digits) See page 67
- Edge Color (2 digits) See page 67



Examples:
 XH9 + X + 3 + 1 + 0 + 2 + 0H + 6Y + 0H
 (Desk Height QX-Base)

 XG5 + X + 3 + 1 + 0 + 2 + 0H + 6Y + 0H
 (Desk Height X-Base)

 XG4 + X + 3 + 2 + 0 + 2 + 0H + 6Y + 0H Counter
 Height X-Base)

 XG4 + X + 3 + 3 + 0 + 2 + 0H + 6Y + 0H
 (Bar Height X-Base)

Rely Tables – Desk/Counter/Bar Height Square Table with QX-Base/Round X-Bases

Desk, Counter, and Bar Height square tables are 29", 36", and 42" high respectively. All feature an extruded aluminum base in either an X-Base or QX-Base configuration. Available in a wide variety of standard laminates and edge options (see page 67).

	1	2	3	4	5	6	7	8	9				
Desk Height Square Table w/QX-Base	Product Code	Leg Style	Edge Type	Height	Power Routed Top	Glides	Leg Color	Laminate Color	Edge Color	PP 3mm Edge	Wood Edge	Urethane Edge	
48"	XJ7	X	?	1	0	?	??	??	??	\$1,460	\$1,682	\$1,751	
Desk Height Square Table w/Round X-Base	Product Code	Leg Style	Edge Type	Height	Power Routed Top	Glides/Casters	Leg Color	Laminate Color	Edge Color	PP 3mm Edge	Wood Edge	Urethane Edge	
36"	XF5	X	?	1	0	?	??	??	??	\$921	\$1,097	\$1,024	
42"	XF6	X	?	1	0	?	??	??	??	\$993	\$1,192	\$1,254	
Counter Height Square Table w/Round X-Base	Product Code	Leg Style	Edge Type	Height	Power Routed Top	Glides	Leg Color	Laminate Color	Edge Color	PP 3mm Edge	Wood Edge	Urethane Edge	
30"	XF4	X	?	2	0	?	??	??	??	\$890	\$1,037	\$1,014	
36"	XF5	X	?	2	0	?	??	??	??	\$1,001	\$1,177	\$1,104	
42"	XF6	X	?	2	0	?	??	??	??	\$1,073	\$1,272	\$1,334	
Bar Height Square Table w/Round X-Base	Product Code	Leg Style	Edge Type	Height	Power Routed Top	Glides	Leg Color	Laminate Color	Edge Color	PP 3mm Edge	Wood Edge	Urethane Edge	
30"	XF4	X	?	3	0	?	??	??	??	\$890	\$1,037	\$1,014	
36"	XF5	X	?	3	0	?	??	??	??	\$1,001	\$1,177	\$1,104	
42"	XF6	X	?	3	0	?	??	??	??	\$1,073	\$1,272	\$1,334	

To Specify/Order:

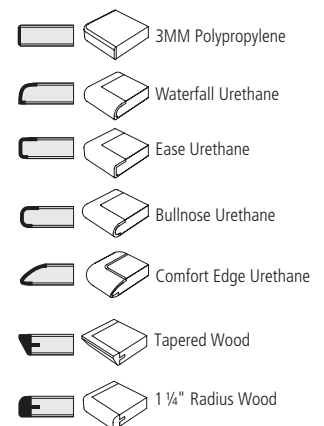
- Product Code (3 digits)
- Leg Style (1 digit)
X = X-Base
- Edge Type (1 digit)
Square Corner - TOP
 P = 3mm Polypro
 2 = Waterfall Urethane
 3 = Ease Urethane
 4 = Bullnose Urethane
 5 = Comfort Urethane
 T = Wood Tapered
 R = Wood Radiused 1.25"
Round Corner - TOP
 E = 3mm Polypro
- Table Height
 1 = Desk
 2 = Counter
 3 = Bar
- Power Routed Top/Legs (1 digit)
 0 = Not available
- Glides/Casters (1 digit)
 Note: 48" Desk Height Available With Casters Only
 1 = White/Chrome Glide
 2 = Black/Black Glide
 3 = Black Soft Lock *Caster (Price add \$38)
 4 = White Hard Lock *Caster (Price add \$38)
 *36" and 42" desk height only
- Leg Color (2 digits) See page 67
- Laminate Finish (2 digits) See page 67
- Edge Color (2 digits) See page 67

Examples:
 X37 + X + 3 + 1 + 0 + 2 + 0H + 6Y + 0H
 (Desk Height QX-Base)

XF5 + X + 3 + 1 + 0 + 2 + 0H + 6Y + 0H
 (Desk Height X-Base)

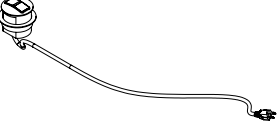
XF4 + X + 3 + 2 + 0 + 2 + 0H + 6Y + 0H
 (Counter Height X-Base)

XF4 + X + 3 + 3 + 0 + 2 + 0H + 6Y + 0H
 (Bar Height X-Base)


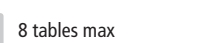



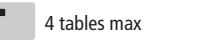


Interlink IQ Modular, non-sequential electrical distribution system allows you to connect up to 8 tables in any configuration from one power infeed. Sophisticated 'brain' indicates a green light for go or a red light to indicate that too many tables are connected. UL recognized.

Node The Node power/data center has a clean, flush-mounted design that has the option for either two power outlets or one power outlet and one 2 amp USB duplex, ideal for charging two tablets and other USB-friendly electronics.

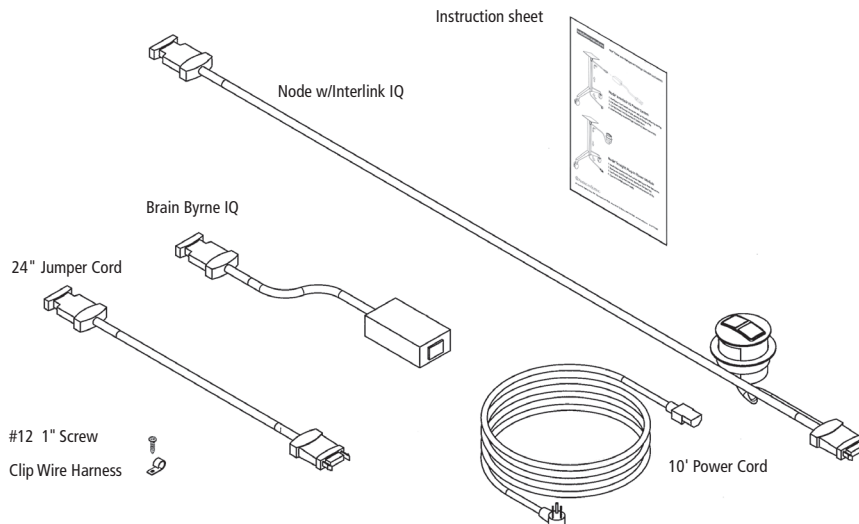
Node With Cord	Product Code	Description	Price
	07335600	NODE WITH CORD 72" (2) POWER	\$180
	07335601	NODE WITH CORD 72" POWER/USB	\$256
	07335610	NODE WITH CORD 120" (2) POWER	\$192
	07335611	NODE WITH CORD 120" POWER/USB	\$278

WHAT TO ORDER

Table length	1st table	Each additional table	
42" - 60"			8 tables max
	0731911 + ? + ??	0731914 + ? + ??	
66" - 84"			7 tables max
	0731912 + ? + ??	0731915 + ? + ??	
90" - 96"			4 tables max
	0731913 + ? + ??	0731916 + ? + ??	

Kit Table Power Options

Description		Kit part #	1 Receptical Option	2 Node Color	3 Table Length	Kit Includes The Following Quantities							2 Power Outlets	1 Power Outlet/ 1 USB Duplex
						Node w/Intnk IQ	Brain Byrne IQ	Jumper Cord 24"	Power Cord 10'	Clip Wire Harness	Screw	Instruction sheet		
Table power-in circuit	Min. 1 for every 8	0731911	?	??	42"-60"	1	1		1	8	8	1	\$523	\$600
	Min. 1 for every 7	0731912	?	??	66"-84"	1	1		1	10	10	1	\$526	\$603
	Min. 1 for every 4	0731913	?	??	90"-96"	2	1		1	12	12	1	\$686	\$839
Additional table power-in circuit	Max. 8 tables in circuit	0731914	?	??	42"-60"	1				6	6	1	\$167	\$243
	Max. 7 tables in circuit	0731915	?	??	66"-84"	1		1		8	8	1	\$228	\$305
	Max. 4 tables in circuit	0731916	?	??	90"-96"	2				10	10	1	\$329	\$483



To Specify/Order:

- 1 Product Code (7 digits)
- 2 Receptical Option(1 digit)
0 = (2) Power Outlets
1 = (1) Power Outlet AND
(1) 2 Amp USB Duplex
- 3 Node Color (2 digits)
OH = Black
JH = Dark Slate
JP = Cherry Cobbler
JX = Silver Lining
(Silver lining is an approved complement to Metallic Silver)

42" Table Example:

1st Table 0731911 + 1 + OH




Each Additional Table 0731914 +1 + OH

See page 73 for wire management components

Rely® Tables – Options

Steel Modesty Panel. Sturdy formed steel panel are hinged models available in smooth or perforated front surface finished in any of our standard powder coat leg finishes. Add finish code to end of product code. Hardware included. Can be used on the flip and nest tables.

	1	2		
Steel Modesty Panels	Product Code	Steel Panel Color	Description	Price
Pattern: Smooth	0733020033	??	STL MOD PNL - SMOOTH 42"	\$113
	0733020039	??	STL MOD PNL - SMOOTH 48"	\$116
	0733020045	??	STL MOD PNL - SMOOTH 54"	\$120
	0733020051	??	STL MOD PNL - SMOOTH 60"	\$135
	0733020057	??	STL MOD PNL - SMOOTH 66"	\$139
	0733020063	??	STL MOD PNL - SMOOTH 72"	\$142
	0733020075	??	STL MOD PNL - SMOOTH 84"	\$168
	0733020081	??	STL MOD PNL - SMOOTH 90"	\$178
	0733020087	??	STL MOD PNL - SMOOTH 96"	\$187
Pattern: Pierced Hole Straight Alignment	0733021133	??	STL MOD PNL - HOLES STRAIGHT 42"	\$119
	0733021139	??	STL MOD PNL - HOLES STRAIGHT 48"	\$123
	0733021145	??	STL MOD PNL - HOLES STRAIGHT 54"	\$128
	0733021151	??	STL MOD PNL - HOLES STRAIGHT 60"	\$144
	0733021157	??	STL MOD PNL - HOLES STRAIGHT 66"	\$148
	0733021163	??	STL MOD PNL - HOLES STRAIGHT 72"	\$152
	0733021175	??	STL MOD PNL - HOLES STRAIGHT 84"	\$180
	0733021181	??	STL MOD PNL - HOLES STRAIGHT 90"	\$190
	0733021187	??	STL MOD PNL - HOLES STRAIGHT 96"	\$200
Pattern: Pierced Hole Staggered Alignment	0733022133	??	STL MOD PNL - HOLES STAGGERED 42"	\$119
	0733022139	??	STL MOD PNL - HOLES STAGGERED 48"	\$123
	0733022145	??	STL MOD PNL - HOLES STAGGERED 54"	\$128
	0733022151	??	STL MOD PNL - HOLES STAGGERED 60"	\$144
	0733022157	??	STL MOD PNL - HOLES STAGGERED 66"	\$148
	0733022163	??	STL MOD PNL - HOLES STAGGERED 72"	\$152
	0733022175	??	STL MOD PNL - HOLES STAGGERED 84"	\$180
	0733022181	??	STL MOD PNL - HOLES STAGGERED 90"	\$190
	0733022187	??	STL MOD PNL - HOLES STAGGERED 96"	\$200
Pattern: Raised Circle Straight Alignment	0733021233	??	STL MOD PNL - HOLES STRAIGHT 42"	\$119
	0733021239	??	STL MOD PNL - HOLES STRAIGHT 48"	\$123
	0733021245	??	STL MOD PNL - HOLES STRAIGHT 54"	\$128
	0733021251	??	STL MOD PNL - HOLES STRAIGHT 60"	\$144
	0733021257	??	STL MOD PNL - HOLES STRAIGHT 66"	\$148
	0733021263	??	STL MOD PNL - HOLES STRAIGHT 72"	\$152
	0733021275	??	STL MOD PNL - HOLES STRAIGHT 84"	\$180
	0733021281	??	STL MOD PNL - HOLES STRAIGHT 90"	\$190
	0733021287	??	STL MOD PNL - HOLES STRAIGHT 96"	\$200
Pattern: Raised Circle Staggered Alignment	0733022233	??	STL MOD PNL - HOLES STAGGERED 42"	\$119
	0733022239	??	STL MOD PNL - HOLES STAGGERED 48"	\$123
	0733022245	??	STL MOD PNL - HOLES STAGGERED 54"	\$128
	0733022251	??	STL MOD PNL - HOLES STAGGERED 60"	\$144
	0733022257	??	STL MOD PNL - HOLES STAGGERED 66"	\$148
	0733022263	??	STL MOD PNL - HOLES STAGGERED 72"	\$152
	0733022275	??	STL MOD PNL - HOLES STAGGERED 84"	\$180
	0733022281	??	STL MOD PNL - HOLES STAGGERED 90"	\$190
	0733022287	??	STL MOD PNL - HOLES STAGGERED 96"	\$200



To Specify/Order:

- 1 Product Code (10 digits)
- 2 Steel Panel Color (2 digits)
 - OH = Black
 - JH = Dark Slate
 - JP = Cherry Cobbler
 - JX = Silver Lining
 - (Silver lining is an approved complement to Metallic Silver)
 - SJ = Sky White
 - SK = Mist
 - SL = Mocha

Example:
0733020033 + OH


Modesty panels are 10" tall.

Wire Manager constructed of black extruded PVC with adhesive back. Holds wires securely to underside of work surface.

Mesh Fabric Modesty Panel. The sturdy steel rod frame maintains the panel shape while providing the needed strength to securely hold wires and cables within the wire management pouch. Available in black only. Hardware included. Can be used on the flip and nest tables.

Mesh Fabric
Modesty Panels with
Wire Manager

Product Code	Mesh Panel Color	Description	Price
073353330H	Black	MODESTY PNL MESH 42" x 10"	\$198
073353390H	Black	MODESTY PNL MESH 48" x 10"	\$199
073353450H	Black	MODESTY PNL MESH 54" x 10"	\$203
073353510H	Black	MODESTY PNL MESH 60" x 10"	\$215
073353570H	Black	MODESTY PNL MESH 66" x 10"	\$222
073353630H	Black	MODESTY PNL MESH 72" x 10"	\$228
073353750H	Black	MODESTY PNL MESH 84" x 10"	\$251
073353810H	Black	MODESTY PNL MESH 90" x 10"	\$258
073353870H	Black	MODESTY PNL MESH 96" x 10"	\$266



Wire Manager



Product Code	Description	Price
WM9122H	WIRE MANAGER 22" BLACK	\$23
WM9122S	WIRE MANAGER 22" SILVER	\$23

Table Ganger Kit



Product Code	Description	Price
073350	CONNECTOR TABLE KIT	\$22

Two Table Ganger Kits are recommended for full connectivity.

Section Guide

Us® Tables	Page
General Information and Features	74
Model Offering	75-78
Power and Options	79-81

General Information

A modern learning environment lends itself to interaction and the exchange of ideas. Us Tables and Chairs are designed to support and embrace the learning experience. Mobile casters allow for easy transition from one task to another, while side-mounted bag hooks keep important

study materials accessible and off the floor. The innovative construction process provides extremely durable yet lightweight tabletops. The wide-leg stance is designed to accommodate two occupants in a side-by-side configuration

without hampering personal space. Multiple tabletop sizes and leg dimensions may be combined to suit the needs of your active learning environment. The legs are available in four widths and the tops come in multiple lengths and shapes.

Standard Features

Designs for Learning™ Together with the Us Chair, the new Us Tables offer a universal design language that provides aesthetic continuity in today's dynamic learning environments.

- **Accommodate** The Us Table's wide-leg stance is designed to accommodate two occupants side-by-side with plenty of room for personal space.
- **Function** The Us Table's simple backpack hook keeps students' books and supplies within reach and off the floor.

- **Top Options** Us Tables have multiple top sizes and edge options to fit your needs and budget. Choose the standard or lightweight core and match the edge to your Us Chair shell.
- **Leg Options** Available in three depths to accommodate all of the table top sizes. Choose from four great powder coat colors.

- **Glide and Caster Options** The durable legs are fitted with either threaded 2-inch glides or twin-wheel casters. Casters are available in soft, hard, locking or non-locking.

Hard casters are recommended for carpeting and other durable surfaces.


Soft casters are recommended for hard surfaces with smooth finishes such as tile and wood.

Note: Soft casters may collect debris and periodic cleaning is recommended as floor finishes can be scratched by debris on the floor or caster.

See page 93 for Disc base table option.

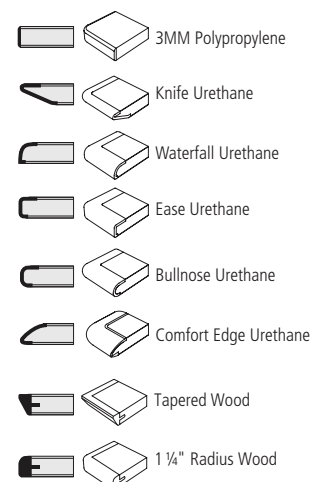


The Us table has been thoughtfully engineered to combine rock-solid support and lightweight mobility. A variety of rectangular shapes offer the flexibility to configure collaborative environments for work and study. Tables can be personalized to any environment with a range of laminates, colors and edge profiles. Available in a wide variety of standard laminates and edge options (see page 67).

Us Table Rectangular Tops	1	2	3	4	5	6	7	8	9	10				
	Product Dimensions	Code	Corner Style	Table/ Leg Depth	Length	Edge Type	Power Routed Top	Glides/ Casters	Leg Color	Lam. Finish	Edge Color	3mm PP Edge	Urethane Edge	Wood Edge
	20"x 42"	UR	?	2	42	?	?	?	??	??	??	\$568	\$819	\$677
	20"x 48"	UR	?	2	48	?	?	?	??	??	??	\$586	\$837	\$690
	20"x 60"	UR	?	2	60	?	?	?	??	??	??	\$648	\$899	\$757
	20"x 72"	UR	?	2	72	?	?	?	??	??	??	\$744	\$995	\$859
	20"x 90"	UR	?	2	90	?	?	?	??	??	??	\$880	\$1,276	\$1,066
	24"x 42"	UR	?	3	42	?	?	?	??	??	??	\$574	\$846	\$748
	24"x 48"	UR	?	3	48	?	?	?	??	??	??	\$592	\$864	\$762
	24"x 60"	UR	?	3	60	?	?	?	??	??	??	\$663	\$935	\$842
	24"x 72"	UR	?	3	72	?	?	?	??	??	??	\$763	\$1,035	\$957
	24"x 90"	UR	?	3	90	?	?	?	??	??	??	\$951	\$1,324	\$1,188
	30"x 42"	UR	?	4	42	?	?	?	??	??	??	\$633	\$905	\$820
	30"x 48"	UR	?	4	48	?	?	?	??	??	??	\$651	\$923	\$834
	30"x 60"	UR	?	4	60	?	?	?	??	??	??	\$726	\$998	\$927
	30"x 72"	UR	?	4	72	?	?	?	??	??	??	\$840	\$1,112	\$1,055
	30"x 90"	UR	?	4	90	?	?	?	??	??	??	\$1,059	\$1,419	\$1,313
	36"x 42"	UR	?	5	42	?	?	?	??	??	??	\$790	\$964	\$996
	36"x 48"	UR	?	5	48	?	?	?	??	??	??	\$808	\$982	\$1,010
	36"x 60"	UR	?	5	60	?	?	?	??	??	??	\$893	\$1,067	\$1,143
	36"x 72"	UR	?	5	72	?	?	?	??	??	??	\$1,077	\$1,251	\$1,309
	36"x 90"	UR	?	5	90	?	?	?	??	??	??	\$1,362	\$1,514	\$1,645

To Specify/Order:


- Product Code (2 digits)
- Corner Style (1 digit)
S = Square Corner Top
Wood Edge
Urethane Edge
3mm PP Edge
R = Round Corner Top
3mm PP Edge
- Table/Leg Depth (1 digit)
2 = 20", 3 = 24", 4 = 30", 5 = 36"
- Length (2 digits)
42 = 42", 48 = 48"
60 = 60", 72 = 72", 90 = 90"
- Edge Type (1 digit)
S - TOP
P = 3mm PP
1 = Knife Urethane
2 = Waterfall Urethane
3 = Ease Urethane
4 = Bullnose Urethane
5 = Comfort Urethane
T = Wood Tapered
R = Wood Radiused 1.25"
R - TOP
P = 3mm PP Edge - 3" R
- Power Routed Top (1 digit)
0 = No
1 = Yes (No upcharge)
Order power module from page 79
- Glides/Casters (1 digit)
1 = Glide
2 = Soft Caster
3 = Hard Caster
4 = Soft Caster Locking
5 = Hard Caster Locking
- Leg Color (2 digits) see page 58
- Laminate Finish (2 digits) see page 67
- Edge Color (1 or 2 digits) see page 67



Example:
UR + S + 2 + 42 + 1 + 0 + 3 + 0H + 6Y + 0H

Us® Table Flip and Nest

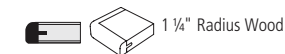
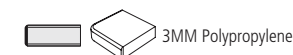
Flip and Nest tables combine the elegant Us leg design with an intuitive flip mechanism. The mechanism is a single release system with integrated anti-sag steel support beams with wire management clips. Table top flips up and locks for stored position. Available in a wide variety of standard laminates and edge options (see page 67).



	1	2	3	4	5	6	7	8	9	10				
Us Table Flip and Nest	Product Code	Corner Style	Table/ Leg Depth	Length	Edge Type	Power Routed Top	Casters	Leg Color	Lam. Finish	Edge Color	3mm PP Edge	Urethane Edge	Wood Edge	
20" x 42"	UF	?	2	42	?	?	?	??	??	??	\$1,084	\$1,335	\$1,193	
20" x 48"	UF	?	2	48	?	?	?	??	??	??	\$1,104	\$1,355	\$1,208	
20" x 60"	UF	?	2	60	?	?	?	??	??	??	\$1,191	\$1,442	\$1,300	
20" x 72"	UF	?	2	72	?	?	?	??	??	??	\$1,272	\$1,523	\$1,387	
24" x 42"	UF	?	3	42	?	?	?	??	??	??	\$1,091	\$1,363	\$1,265	
24" x 48"	UF	?	3	48	?	?	?	??	??	??	\$1,111	\$1,383	\$1,281	
24" x 60"	UF	?	3	60	?	?	?	??	??	??	\$1,207	\$1,479	\$1,386	
24" x 72"	UF	?	3	72	?	?	?	??	??	??	\$1,292	\$1,564	\$1,486	
30" x 42"	UF	?	4	42	?	?	?	??	??	??	\$1,175	\$1,447	\$1,362	
30" x 48"	UF	?	4	48	?	?	?	??	??	??	\$1,195	\$1,467	\$1,378	
30" x 60"	UF	?	4	60	?	?	?	??	??	??	\$1,295	\$1,567	\$1,496	
30" x 72"	UF	?	4	72	?	?	?	??	??	??	\$1,394	\$1,666	\$1,609	

To Specify/Order:

- Product Code (2 digits)
- Corner Style (1 digit)
S = Square Corner Top
Wood Edge
Urethane Edge
3mm PP Edge
R = Round Corner Top
3mm PP Edge
- Table/Leg Depth (1 digit)
2 = 20", 3 = 24", 4 = 30"
- Length (2 digits)
42 = 42", 48 = 48"
60 = 60", 72 = 72"
- Edge Type (1 digit)
P = 3mm PP
2 = Waterfall Urethane
3 = Ease Urethane
4 = Bullnose Urethane
5 = Comfort Urethane
T = Wood Tapered
R = Wood Radiused 1.25"
- Power Routed Top (1 digit)
0 = No
1 = Yes Order power module from page 79
- Casters (1 digit)
2 = Soft Caster
3 = Hard Caster
4 = Soft Caster Locking
5 = Hard Caster Locking
- Leg Color (2 digits) see page 67
- Laminate Finish (2 digits) see page 67
- Edge Color (1 or 2 digits) see page 67



Example:
UF+ S + 2 + 42 + 1 + 0 + 3 + 0H + 6Y + 0H

UF+ S + 2 + 42 + P + 0 + 3 + 0H + 6Y + 0H

The Us table has been thoughtfully engineered to combine rock-solid support and lightweight mobility. A variety of rectangular shapes offer the flexibility to configure collaborative environments for work and study. Tables can be personalized to any environment with a range of laminates, colors and edge profiles. Available in a wide variety of standard laminates and edge options (see page 67).



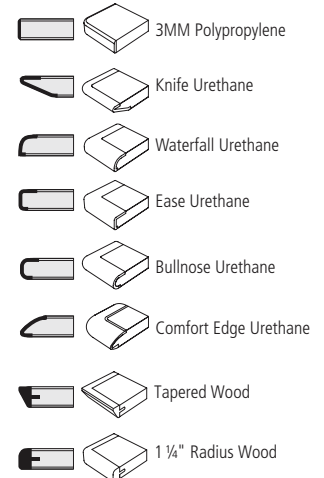
	1	2	3	4	5	6	7	8	9			
	Product Code	Corner Style	Top Size	Edge Type	Power Routed Top	Glides/Casters	Leg Color	Lam. Finish	Edge Color	3mm PP Edge	Urethane Edge	Wood Edge
36" x 36"	US	?	36	?	0	?	??	??	??	\$894	\$991	\$1,060
42" x 42"	US	?	42	?	0	?	??	??	??	\$1,050	\$1,147	\$1,088
48" x 48"	US	?	48	?	0	?	??	??	??	\$1,085	\$1,182	\$1,117



	1	2	3	4	5	6	7	8	9			
	Product Code	Corner Style	Top Size	Edge Type	Power Routed Top	Glides/Casters	Leg Color	Lam. Finish	Edge Color	3mm PP Edge	Urethane Edge	Wood Edge
48"	UC	P	48	?	0	?	??	??	??	\$997	\$1,214	\$1,163
54"	UC	P	54	?	0	?	??	??	??	\$1,156	\$1,373	\$1,322
60"	UC	P	60	?	0	?	??	??	??	\$1,183	\$1,400	\$1,349

To Specify/Order:

- Product Code (2 digits)
- Corner Style (1 digit)
S = Square Corner Top
Wood Edge
Urethane Edge
3mm PP Edge
R = Round Corner Top
3mm PP Edge
- Top Size (2 digits)
36", 42", 48", 54", 60"
- Edge Type (1 digit)
P = 3mm PP
1 = Knife Urethane
2 = Waterfall Urethane
3 = Ease Urethane
4 = Bullnose Urethane
5 = Comfort Urethane
T = Wood Tapered
R = Wood Radiused 1.25"



- Power Routed Top (1 digit)
0 = Not Available
- Glides/Casters (1 digit)
1 = Glide
2 = Soft Caster
3 = Hard Caster
4 = Soft Caster Locking
5 = Hard Caster Locking
- Leg Color (2 digits) see page 67
- Laminate Finish (2 digits) see page 67
- Edge Color (1 or 2 digits) see page 67


Example:

US+ S + 2 + 42 + 1 + 0 + 3 + 0H + 6Y + 0H

UC+ S + 2 + 48 + 1 + 0 + 3 + 0H + 6Y + 0H

















Us® Table Adjustable Height

The Us Adjustable Height table option provides pin height adjustability. The pin height-adjustable table has a height range of 26" - 35", which complies with the American with disabilities act (A.D.A.).

Us A.D.A. Table Rectangular Tops	<div> <div>1</div> <div>2</div> <div>3</div> <div>4</div> <div>5</div> <div>6</div> <div>7</div> <div>8</div> <div>9</div> <div>10</div> </div>													
	Size	Product Code	Corner Style	Table/ Leg Depth	Length	Edge Type	Power Routed Top	Glides/ Casters	Leg Color	Lam. Finish	Edge Color	3mm PP Edge	Urethane Edge	Wood Edge
	24" x 42"	UA	?	3	42	?	?	?	??	??	??	\$952	\$1,224	\$1,126
	24" x 48"	UA	?	3	48	?	?	?	??	??	??	\$970	\$1,242	\$1,140
	30" x 42"	UA	?	4	42	?	?	?	??	??	??	\$1,019	\$1,291	\$1,206
	30" x 48"	UA	?	4	48	?	?	?	??	??	??	\$1,037	\$1,309	\$1,220

Note: Adjustable height tables do not allow for connecting power

To Specify/Order:

- 1 Product Code (2 digits)
 - 2 Corner Style (1 digit)
Wood and Urethane Edge
S = Particle BD W/Square Corners
3mm PP Edge
S = Particle BD W/Square Corners
R = Particle BD W/Round Corners
 - 3 Table/Leg Depth (1 digit)
3 = 24", 4 = 30"
 - 4 Length (2 digits)
42", 48"
 - 5 Edge Type (1 digit)
P = 3mm PP
1 = Knife Urethane
2 = Waterfall Urethane
3 = Ease Urethane
4 = Bullnose Urethane
5 = Comfort Urethane
T = Wood Tapered
R = Wood Radiused 1.25"
- 

3MM Polypropylene
- 

Knife Urethane
- 

Waterfall Urethane
- 

Ease Urethane
- 

Bullnose Urethane
- 

Comfort Edge Urethane
- 

Tapered Wood
- 

1 1/4" Radius Wood
- 6 Power Routed Top (1 digit)
0 = No
1 = Yes Order power module from page 79
 - 7 Glides/Casters (1 digit)
1 = Glide
2 = Soft Caster
3 = Hard Caster
4 = Soft Caster Locking
5 = Hard Caster Locking
 - 8 Leg Color (2 digits) see page 67
 - 9 Laminate Finish (2 digits) see page 67
 - 10 Edge Color (1 or 2 digits) see page 67

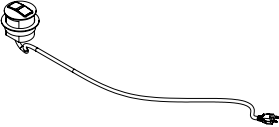
Example:

US+ S + 2 + 42 + 1 + 0 + 3 + 0H + 6Y + 0H







UC+ S + 2 + 48 + 1 + 0 + 3 + 0H + 6Y + 0H

Interlink IQ Modular, non-sequential electrical distribution system allows you to connect up to 8 tables in any configuration from one power infeed. Sophisticated 'brain' indicates a green light for go or a red light to indicate that too many tables are connected. UL recognized.

Node The Node power/data center has a clean, flush-mounted design that has the option for either two power outlets or one power outlet and one 2 amp USB duplex, ideal for charging two tablets and other USB-friendly electronics.

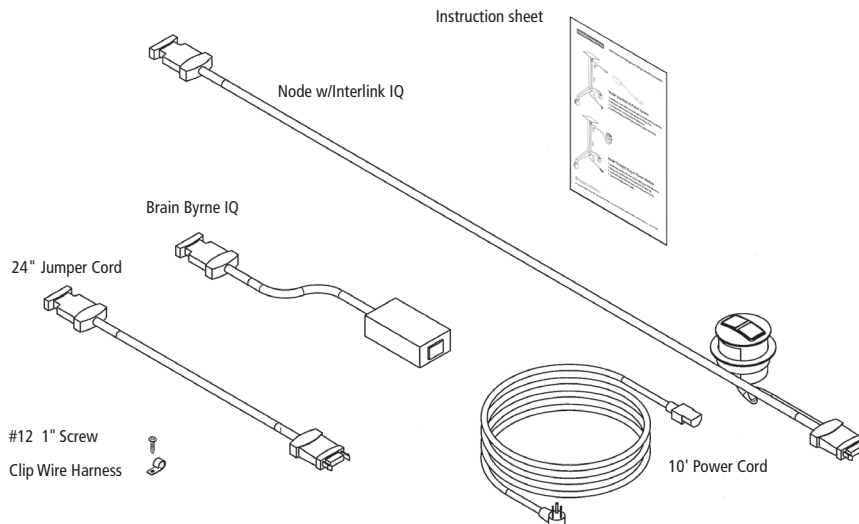
Node With Cord	Product Code	Description	Price
	07335600	NODE WITH CORD 72" (2) POWER	\$180
	07335601	NODE WITH CORD 72" POWER/USB	\$256
	07335610	NODE WITH CORD 120" (2) POWER	\$192
	07335611	NODE WITH CORD 120" POWER/USB	\$278

WHAT TO ORDER

Table length	1st table	Each additional table	
42" - 60"	 0731911 + ? + ??	 0731914 + ? + ??	8 tables max
66" - 84"	 0731912 + ? + ??	 0731915 + ? + ??	7 tables max
90" - 96"	 0731913 + ? + ??	 0731916 + ? + ??	4 tables max

Kit Table Power Options

Description	Min. 1 for every	Kit part #	Receptical Option	Node Color	Table Length	Kit Includes The Following Quantities							2 Power Outlets	1 Power Outlet/ 1 USB Duplex
						Node w/Intnk IQ	Brain Byrne IQ	Jumper Cord 24"	Power Cord 10'	Clip Wire Harness	Screw	Instruction sheet		
Table power-in circuit	8	0731911	?	??	42"-60"	1	1		1	8	8	1	\$523	\$600
	7	0731912	?	??	66"-84"	1	1		1	10	10	1	\$526	\$603
	4	0731913	?	??	90"-96"	2	1		1	12	12	1	\$686	\$839
Additional table power-in circuit	8 tables in circuit	0731914	?	??	42"-60"	1				6	6	1	\$167	\$243
	7 tables in circuit	0731915	?	??	66"-84"	1		1		8	8	1	\$228	\$305
	4 tables in circuit	0731916	?	??	90"-96"	2				10	10	1	\$329	\$483



To Specify/Order:


- Product Code (7 digits)
 - Receptical Option(1 digit)
0 = (2) Power Outlets
1 = (1) Power Outlet AND (1) 2 Amp USB Duplex
 - Node Color (2 digits)
OH = Black
JH = Dark Slate
JP = Cherry Cobbler
JX = Silver Lining
(Silver lining is an approved complement to Metallic Silver)
- 42" Table Example:
1st Table 0731911 + 1 + OH
Each Additional Table 073194 +1 + OH

See page 81 for wire management components

Us® Tables – Options

Steel Modesty Panel. Sturdy formed steel panel are hinged models available in smooth or perforated front surface finished in any of our standard powder coat leg finishes. Add finish code to end of product code. Hardware included. Can be used on the flip and nest tables.

	1	2		
Steel Modesty Panels	Product Code	Steel Panel Color	Description	Price
Pattern: Smooth	0733020033	??	STL MOD PNL - SMOOTH 42"	\$113
	0733020039	??	STL MOD PNL - SMOOTH 48"	\$116
	0733020045	??	STL MOD PNL - SMOOTH 54"	\$120
	0733020051	??	STL MOD PNL - SMOOTH 60"	\$135
	0733020057	??	STL MOD PNL - SMOOTH 66"	\$139
	0733020063	??	STL MOD PNL - SMOOTH 72"	\$142
	0733020075	??	STL MOD PNL - SMOOTH 84"	\$168
	0733020081	??	STL MOD PNL - SMOOTH 90"	\$178
	0733020087	??	STL MOD PNL - SMOOTH 96"	\$187
Pattern: Pierced Hole Straight Alignment	0733021133	??	STL MOD PNL - HOLES STRAIGHT 42"	\$119
	0733021139	??	STL MOD PNL - HOLES STRAIGHT 48"	\$123
	0733021145	??	STL MOD PNL - HOLES STRAIGHT 54"	\$128
	0733021151	??	STL MOD PNL - HOLES STRAIGHT 60"	\$144
	0733021157	??	STL MOD PNL - HOLES STRAIGHT 66"	\$148
	0733021163	??	STL MOD PNL - HOLES STRAIGHT 72"	\$152
	0733021175	??	STL MOD PNL - HOLES STRAIGHT 84"	\$180
	0733021181	??	STL MOD PNL - HOLES STRAIGHT 90"	\$190
	0733021187	??	STL MOD PNL - HOLES STRAIGHT 96"	\$200
Pattern: Pierced Hole Staggered Alignment	0733022133	??	STL MOD PNL - HOLES STAGGERED 42"	\$119
	0733022139	??	STL MOD PNL - HOLES STAGGERED 48"	\$123
	0733022145	??	STL MOD PNL - HOLES STAGGERED 54"	\$128
	0733022151	??	STL MOD PNL - HOLES STAGGERED 60"	\$144
	0733022157	??	STL MOD PNL - HOLES STAGGERED 66"	\$148
	0733022163	??	STL MOD PNL - HOLES STAGGERED 72"	\$152
	0733022175	??	STL MOD PNL - HOLES STAGGERED 84"	\$180
	0733022181	??	STL MOD PNL - HOLES STAGGERED 90"	\$190
	0733022187	??	STL MOD PNL - HOLES STAGGERED 96"	\$200
Pattern: Raised Circle Straight Alignment	0733021233	??	STL MOD PNL - HOLES STRAIGHT 42"	\$119
	0733021239	??	STL MOD PNL - HOLES STRAIGHT 48"	\$123
	0733021245	??	STL MOD PNL - HOLES STRAIGHT 54"	\$128
	0733021251	??	STL MOD PNL - HOLES STRAIGHT 60"	\$144
	0733021257	??	STL MOD PNL - HOLES STRAIGHT 66"	\$148
	0733021263	??	STL MOD PNL - HOLES STRAIGHT 72"	\$152
	0733021275	??	STL MOD PNL - HOLES STRAIGHT 84"	\$180
	0733021281	??	STL MOD PNL - HOLES STRAIGHT 90"	\$190
	0733021287	??	STL MOD PNL - HOLES STRAIGHT 96"	\$200
Pattern: Raised Circle Staggered Alignment	0733022233	??	STL MOD PNL - HOLES STAGGERED 42"	\$119
	0733022239	??	STL MOD PNL - HOLES STAGGERED 48"	\$123
	0733022245	??	STL MOD PNL - HOLES STAGGERED 54"	\$128
	0733022251	??	STL MOD PNL - HOLES STAGGERED 60"	\$144
	0733022257	??	STL MOD PNL - HOLES STAGGERED 66"	\$148
	0733022263	??	STL MOD PNL - HOLES STAGGERED 72"	\$152
	0733022275	??	STL MOD PNL - HOLES STAGGERED 84"	\$180
	0733022281	??	STL MOD PNL - HOLES STAGGERED 90"	\$190
	0733022287	??	STL MOD PNL - HOLES STAGGERED 96"	\$200



To Specify/Order:

- 1 Product Code (10 digits)
- 2 Steel Panel Color (2 digits)
 - OH = Black
 - JH = Dark Slate
 - JP = Cherry Cobbler
 - JX = Silver Lining
 - (Silver lining is an approved complement to Metallic Silver)
 - SJ = Sky White
 - SK = Mist
 - SL = Mocha


Example:
0733020033 + OH

Modesty panels are 10" tall.

Mesh Fabric Modesty Panel. The sturdy steel rod frame maintains the panel shape while providing the needed strength to securely hold wires and cables within the wire management pouch. Available in black only. Hardware included. Can be used on the flip and nest tables.

Mesh Fabric Modesty Panels with Wire Manager

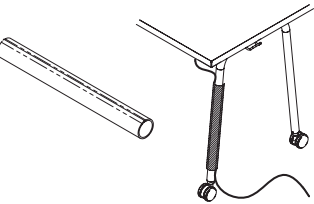
Product Code	Description	Price
07335333	MODESTY PNL MESH 42" x 10"	\$198
07335339	MODESTY PNL MESH 48" x 10"	\$199
07335345	MODESTY PNL MESH 54" x 10"	\$203
07335351	MODESTY PNL MESH 60" x 10"	\$215
07335357	MODESTY PNL MESH 66" x 10"	\$222
07335363	MODESTY PNL MESH 72" x 10"	\$228
07335375	MODESTY PNL MESH 84" x 10"	\$251
07335381	MODESTY PNL MESH 90" x 10"	\$258
07335387	MODESTY PNL MESH 96" x 10"	\$266



Wire Management Sleeve

Product Code	Description	Price
073305	BLACK POLY MESH 16" X 1-3/8" DIA	\$19

Wire Management Sleeve provides an easy-to-install, flexible wrap that guides data and power cords to floor.



Wire Manager

Product Code	Description	Price
WM60H	WIRE MANAGER 26" BLACK	\$36
WM9122H	WIRE MANAGER 22" BLACK	\$23
WM9122S	WIRE MANAGER 22" SILVER	\$23

Wire Manager constructed of black extruded PVC with adhesive back. Holds wires securely to underside of work surface or legs.



Table Ganger Kit

Product Code	Description	Price
073350	CONNECTOR TABLE KIT	\$22

Two Table Ganger Kits are recommended for full connectivity.



Section Guide

Alert® Tables	Page
General Information and Features	90
Model Offering	91-92
Power and Options	100

General Information

The Alert table line is a broad spectrum solution that provides both value and durability. Base styles include T-Base, C-Base, X-Base, and Post Leg options. Flip and Nest and Height Adjustable features are available. Choose from a variety of laminate selections to complement environments ranging from traditional to contemporary with edge treatments to match or accessorize. Top shapes in varying sizes, shapes and depths to accommodate most table needs.

- 3MM edge is environmentally friendly polypropylene
- Standard heights: 29" desk, 36" counter, and 42" bar.
- Sleek tubular pedestal base for contemporary styling and adjustable height glides for added stability
- Optional locking casters

Hard casters are recommended for carpeting and other durable surfaces.

Soft casters are recommended for hard surfaces with smooth finishes such as tile and wood.

Note: Soft casters may collect debris and periodic cleaning is recommended as floor finishes can be scratched by debris on the floor or caster.

Standard Features

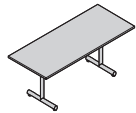
Base Constructed of 14 gauge, 1 7/8" diameter cold rolled steel for T-bases (double T-bases for tables over 72") and 3" diameter cold rolled steel for X-bases. Steel top plates are .175" thick, and available in the following dimensions:
6" x 8" (T-Base)
9.5" x 9.5" (X-Base)
4" x 4" (2" diameter post leg).
6" x 6" (3" diameter post leg).
Welded construction.
Nylon glides are 3/8"-16 x 1 3/8" .

- **Green Certification** Alert Table group is independent lab certified Green.
- **Laminate Surface** Low-glare finish reduces eyestrain; resists mars and stains.
- **Top Construction** 1.25" Dense particle board prevents warping. Ready to mount table top with screws included.
- **Base Finish** Two standard colors available.
- **Safety and Durability** Tables meet or exceed all applicable ANSI/BIFMA test standards.



Tables have numerous laminate surfaces with a choice of several edge styles. A tubular base for a secure footing includes glides or optional casters. They are shipped KD with tops pre-drilled for easy assembly to welded legs. See Table Finish section (page 67) for applicable leg, laminate and edge finishes.

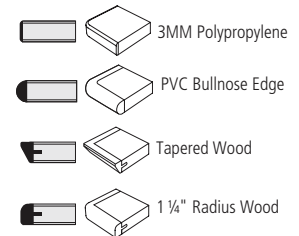
Desk Height
Rectangle Table
w/T-Leg



	①	②	③	④	⑤	⑥	⑦			
Dimensions	Product Code	Edge Type	Power Routed Top	Glides/Casters	Leg Color	Laminate Finish	Edge Color	3mm Edge	PVC Edge	Wood Edge
18" x 42"	JRA142	?	0	1	??	??	??	\$488	\$546	\$651
18" x 48"	JRA148	?	0	?	??	??	??	\$490	\$552	\$666
18" x 54"	JRA154	?	0	?	??	??	??	\$568	\$601	\$723
18" x 60"	JRA160	?	0	?	??	??	??	\$570	\$608	\$738
18" x 72"	JRA172	?	0	?	??	??	??	\$627	\$663	\$809
20" x 42"	JRA242	?	0	?	??	??	??	\$488 E	\$548	\$656
20" x 48"	JRA248	?	0	?	??	??	??	\$489 E	\$554	\$670
20" x 54"	JRA254	?	0	?	??	??	??	\$572 E	\$603	\$728
20" x 60"	JRA260	?	0	?	??	??	??	\$574 E	\$610	\$742
20" x 72"	JRA272	?	0	?	??	??	??	\$631 E	\$665	\$814
24" x 42"	JRA342	?	0	?	??	??	??	\$509 E	\$607	\$748
24" x 48"	JRA348	?	0	?	??	??	??	\$511 E	\$613	\$763
24" x 54"	JRA354	?	0	?	??	??	??	\$593 E	\$671	\$833
24" x 60"	JRA360	?	0	?	??	??	??	\$595 E	\$677	\$848
24" x 72"	JRA372	?	0	?	??	??	??	\$652 E	\$742	\$934
24" x 84"	JRA384	?	0	?	??	??	??	\$674 E	\$858	\$1,075
24" x 90"	JRA390	?	0	?	??	??	??	\$676 E	\$865	\$1,090
24" x 96"	JRA396	?	0	?	??	??	??	\$762 E	\$955	\$1,189
30" x 42"	JRA442	?	0	?	??	??	??	\$557 E	\$669	\$822
30" x 48"	JRA448	?	0	?	??	??	??	\$559 E	\$675	\$837
30" x 54"	JRA454	?	0	?	??	??	??	\$611 E	\$746	\$922
30" x 60"	JRA460	?	0	?	??	??	??	\$613 E	\$753	\$937
30" x 72"	JRA472	?	0	?	??	??	??	\$669 E	\$830	\$1,036
30" x 84"	JRA484	?	0	?	??	??	??	\$768 E	\$973	\$1,205
30" x 90"	JRA490	?	0	?	??	??	??	\$770 E	\$979	\$1,220
30" x 96"	JRA496	?	0	?	??	??	??	\$856 E	\$1,069	\$1,319
36" x 42"	JRA542	?	0	?	??	??	??	\$674 E	\$832	\$1,004
36" x 48"	JRA548	?	0	?	??	??	??	\$677 E	\$838	\$1,019
36" x 54"	JRA554	?	0	?	??	??	??	\$852 E	\$948	\$1,145
36" x 60"	JRA560	?	0	?	??	??	??	\$859 E	\$955	\$1,160
36" x 72"	JRA572	?	0	?	??	??	??	\$863 E	\$1,071	\$1,301
36" x 84"	JRA584	?	0	?	??	??	??	\$1010 E	\$1,423	\$1,684
36" x 90"	JRA590	?	0	?	??	??	??	\$1012 E	\$1,429	\$1,699
36" x 96"	JRA596	?	0	?	??	??	??	\$1097 E	\$1,520	\$1,798

To Specify/Order:

- ① Product Code (6 digits)
- ② Edge Type (1 digit)
Square Corner - top
P = 3mm Polypropylene
B = PVC Bullnose Length, 3mm PP Sides
T = Wood Tapered
R = Wood Radiused



- ③ Power Routed Top (1 digit)
0 = Not Available
- ④ Glides/Casters (1 digit)
1 = Glides (Adjustable leg height only)
5 = Casters (Price add \$61)
- ⑤ Leg Color (2 digits) See page 67
- ⑥ Laminate Finish (2 digits) See page 67
- ⑦ Edge Color (2 digits) See page 67

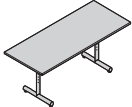
Example:
JRA142 + P + 0 + 1 + 0H + 6Y + 0H

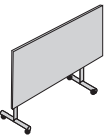
E Also available on Quickship Express with the following options only:

- Edge type - P = 3mm Polypropylene Edge - Grey, Taupe, Black and Platinum
- Leg Color - Black and Metallic Silver
- Laminates with Quickship Express **E**
- Casters or glides
- No Power option

Alert® Tables – T-Legs

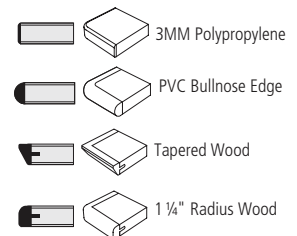
Tables have numerous laminate surfaces with a choice of several edge styles. A tubular base for a secure footing includes glides. They are shipped KD with tops pre-drilled for easy assembly to welded legs.
See Table Finish section (page 67) for applicable leg, laminate and edge finishes.

Adjustable Height Rectangle Table w/T-Leg	Dimensions	1	2	3	4	5	6	7	3mm Edge	PVC Edge	Wood Edge
		Product Code	Edge Type	Power Routed Top	Glides	Leg Color	Laminate Finish	Edge Color			
 Table height adjustment: 26"–35"	18" x 48"	JRM148	?	0	1	??	??	??	\$741	\$803	\$917
	18" x 60"	JRM160	?	0	1	??	??	??	\$821	\$859	\$989
	18" x 72"	JRM172	?	0	1	??	??	??	\$878	\$914	\$1,060
	24" x 48"	JRM348	?	0	1	??	??	??	\$762	\$864	\$1,014
	24" x 60"	JRM360	?	0	1	??	??	??	\$846	\$928	\$1,099
	24" x 72"	JRM372	?	0	1	??	??	??	\$903	\$993	\$1,185
	30" x 48"	JRM448	?	0	1	??	??	??	\$810	\$926	\$1,088
	30" x 60"	JRM460	?	0	1	??	??	??	\$864	\$1,004	\$1,188
	30" x 72"	JRM472	?	0	1	??	??	??	\$920	\$1,081	\$1,287
	36" x 48"	JRM548	?	0	1	??	??	??	\$928	\$1,089	\$1,270
	36" x 60"	JRM560	?	0	1	??	??	??	\$1,110	\$1,206	\$1,411
	36" x 72"	JRM572	?	0	1	??	??	??	\$1,114	\$1,322	\$1,552

Flip and Nest Rectangle Table w/T-Leg	Dimensions	1	2	3	5	6	7	3mm Edge	PVC Edge	Wood Edge
		Product Code	Edge Type	Power Routed Top	Leg Color	Laminate Finish	Edge Color			
 Standard with casters	20" x 42"	JFR242	?	0	??	??	??	\$959	\$1,019	\$1,127
	20" x 48"	JFR248	?	0	??	??	??	\$963	\$1,028	\$1,144
	20" x 60"	JFR260	?	0	??	??	??	\$1,076	\$1,112	\$1,244
	20" x 72"	JFR272	?	0	??	??	??	\$1,151	\$1,185	\$1,334
	24" x 42"	JFR342	?	0	??	??	??	\$983	\$1,081	\$1,222
	24" x 48"	JFR348	?	0	??	??	??	\$988	\$1,090	\$1,240
	24" x 60"	JFR360	?	0	??	??	??	\$1,100	\$1,182	\$1,353
	24" x 72"	JFR372	?	0	??	??	??	\$1,175	\$1,265	\$1,457
	30" x 42"	JFR442	?	0	??	??	??	\$1,035	\$1,147	\$1,300
	30" x 48"	JFR448	?	0	??	??	??	\$1,040	\$1,156	\$1,318
	30" x 60"	JFR460	?	0	??	??	??	\$1,122	\$1,262	\$1,446
	30" x 72"	JFR472	?	0	??	??	??	\$1,196	\$1,357	\$1,563

To Specify/Order:

- 1 Product Code (6 digits)
- 2 Edge Type (1 digit)
Square Corner - top
P = 3mm Polypropylene
B = PVC Bullnose Length, 3mm PP Sides
T = Wood Tapered
R = Wood Radiused



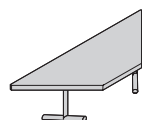
- 3 Power Option (1 digit)
0 = None
- 4 Glides/Casters (1 digit)
1 = Glides
- 5 Leg Color (2 digits) See page 67
- 6 Laminate Finish (2 digits) See page 67
- 7 Edge Color (2 digits) See page 67

Examples:
JRM148 + P + 0 + 1 + 0H + 6Y + 0H
(Adjustable Height)

JFR242 + P + 0 + 0H + 6Y + 0H
(Rectangle Table FN)

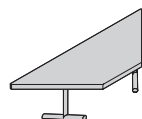
Tables have numerous laminate surfaces with a choice of several edge styles. A tubular base for a secure footing includes glides or optional casters. They are shipped KD with tops pre-drilled for easy assembly to welded legs. See Table Finish section (page 67) for applicable leg, laminate and edge finishes.

Desk Height
Trapezoid 45°
w/T-Leg



	① Product Code	② Edge Type	③ Leg Color	④ Laminate Color	⑤ Edge Color	3mm Edge	PVC Edge	Wood Edge
Dimensions								
24" x 48"	JT4A2448	?	??	??	??	\$568	\$593	\$743
30" x 60"	JT4A3060	?	??	??	??	\$1,225	\$1,258	\$1,474

Desk Height
Trapezoid T60°
w/T-Leg



	① Product Code	② Edge Type	③ Leg Color	④ Laminate Color	⑤ Edge Color	3mm Edge	PVC Edge	Wood Edge
Dimensions								
24" x 48"	JT6A2448	?	??	??	??	\$568	\$593	\$743
30" x 60"	JT6A3060	?	??	??	??	\$1,225	\$1,258	\$1,474
36" x 72"	JT6A3672	?	??	??	??	\$1,240	\$1,280	\$1,523

Desk Height
Racetrack Table
w/T-Leg



	① Product Code	② Edge Type	③ Leg Color	④ Laminate Color	⑤ Edge Color	3mm Edge	PVC Edge	Wood Edge
Dimensions								
36" x 72"	JRKA3672	?	??	??	??	\$1,250	\$1,280	\$1,523
42" x 84"	JRKA4284	?	??	??	??	\$1,453	\$1,490	\$1,760
48" x 96"	JRKA4896	?	??	??	??	\$1,565	\$1,610	\$1,906

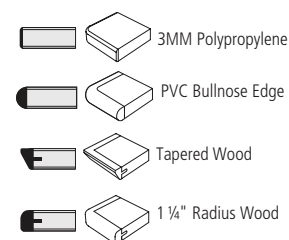
Desk Height
Boat Table
w/T-Leg



	① Product Code	② Edge Type	③ Leg Color	④ Laminate Color	⑤ Edge Color	3mm Edge	PVC Edge	Wood Edge
Dimensions								
48" x 144"	JBTA4812	?	??	??	??	\$2,303	\$2,369	\$2,763
60" x 192"	JBTA6016	?	??	??	??	\$3,682	\$3,802	\$4,430

To Specify/Order:

- ① Product Code (8 digits)
- ② Edge Type (1 digit)
Square Corner - top
P = 3mm Polypropylene
B = PVC Bullnose Length,
3mm PP Sides (Trapezoid)
T = Wood Tapered
R = Wood Radiused
Round 3" Corner Top
C = PVC Bullnose (Racetrack and Boat)



- ③ Leg Color (2 digits) See page 67
- ④ Laminate Finish (2 digits) See page 67
- ⑤ Edge Color (2 digits) See page 67

Examples:
JT4A2448 + P + 0H + 6Y + 0H
(Desk Height T45 Table)

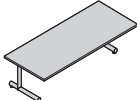
JT6A2448 + P + 0H + 6Y + 0H
(Desk Height T60 Table)

JRKA3672 + P + 0H + 6Y + 0H
(Desk Height RAC Table)

JBTA4812 + P + 0H + 6Y + 0H
(Desk Height BT Table)

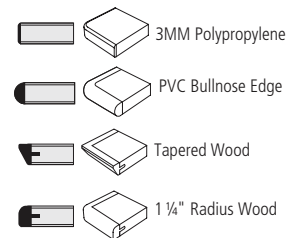
Alert® Tables – C-Legs

Tables have numerous laminate surfaces with a choice of several edge styles. A tubular base for a secure footing includes glides. They are shipped KD with tops pre-drilled for easy assembly to welded legs. See Table Finish section (page 67) for applicable leg, laminate and edge finishes.

Desk Height Rectangle Table w/C-Leg		1	2	3	4	5	6	7			
	Dimensions	Product Code	Edge Type	Power Routed Top	Glides	Leg Color	Laminate Finish	Edge Color	3mm Edge	PVC Edge	Wood Edge
	30" x 48"	JRC448	?	0	1	??	??	??	\$562 E	\$678	\$840
	30" x 60"	JRC460	?	0	1	??	??	??	\$616 E	\$756	\$940
	30" x 72"	JRC472	?	0	1	??	??	??	\$672 E	\$833	\$1,039

To Specify/Order:

- 1 Product Code (6 digits)
- 2 Edge Type (1 digit)
Square Corner - top
P = 3mm Polypropylene
B = PVC Bullnose Length, 3mm PP Sides
T = Wood Tapered
R = Wood Radiused



- 3 Power Option
0 = None
- 4 Glides (1 digit)
1 = Glides
- 5 Leg Color (2 digits) See page 67
- 6 Laminate Finish (2 digits) See page 67
- 7 Edge Color (2 digits) See page 67

Example:
JRC448 + P + 0 + 1 + 0H + 6Y + 0H
(Desk Height Rectangle Table)

E Also available on Quickship Express with the following options only:

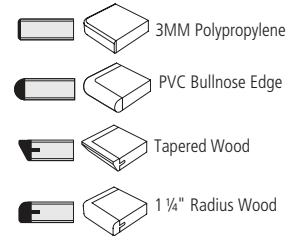
- Edge type - P = 3mm Polypropylene Edge
- Grey, Taupe, Black and Platinum
- Leg Color - Black and Metallic Silver
- Laminates with Quickship Express **E**
- Casters or glides
- No Power option

Tables have numerous laminate surfaces with a choice of several edge styles. A tubular base for a secure footing includes glides or optional casters. They are shipped KD with tops pre-drilled for easy assembly to welded legs. See Table Finish section (page 67) for applicable leg, laminate and edge finishes.

Desk Height Rectangle Table w/Post Leg	1	2	3	4	5	6	7			
Dimensions	Product Code	Edge Type	Power Routed Top	Glides/ Casters	Leg Color	Laminate Finish	Edge Color	3mm Edge	PVC Edge	Wood Edge
18" x 42"	JRP142	?	0	?	??	??	??	\$418	\$476	\$581
18" x 48"	JRP148	?	0	?	??	??	??	\$420	\$482	\$596
18" x 54"	JRP154	?	0	?	??	??	??	\$498	\$531	\$653
18" x 60"	JRP160	?	0	?	??	??	??	\$500	\$538	\$668
18" x 72"	JRP172	?	0	?	??	??	??	\$557	\$593	\$739
18" x 84"	JRP184	?	0	?	??	??	??	\$582	\$693	\$855
18" x 90"	JRP190	?	0	?	??	??	??	\$584	\$699	\$869
18" x 96"	JRP196	?	0	?	??	??	??	\$670	\$789	\$967
20" x 42"	JRP242	?	0	?	??	??	??	\$418	\$478	\$586
20" x 48"	JRP248	?	0	?	??	??	??	\$419	\$484	\$600
20" x 54"	JRP254	?	0	?	??	??	??	\$502	\$533	\$658
20" x 60"	JRP260	?	0	?	??	??	??	\$504	\$540	\$672
20" x 72"	JRP272	?	0	?	??	??	??	\$561	\$595	\$744
20" x 84"	JRP284	?	0	?	??	??	??	\$583	\$695	\$860
20" x 90"	JRP290	?	0	?	??	??	??	\$585	\$701	\$874
20" x 96"	JRP296	?	0	?	??	??	??	\$671	\$791	\$972
24" x 42"	JRP342	?	0	?	??	??	??	\$419	\$517	\$658
24" x 48"	JRP348	?	0	?	??	??	??	\$421	\$523	\$673
24" x 54"	JRP354	?	0	?	??	??	??	\$503	\$581	\$743
24" x 60"	JRP360	?	0	?	??	??	??	\$505	\$587	\$758
24" x 72"	JRP372	?	0	?	??	??	??	\$562	\$652	\$844
24" x 84"	JRP384	?	0	?	??	??	??	\$584	\$768	\$985
24" x 90"	JRP390	?	0	?	??	??	??	\$586	\$775	\$1,000
24" x 96"	JRP396	?	0	?	??	??	??	\$672	\$865	\$1,099
30" x 42"	JRP442	?	0	?	??	??	??	\$463	\$575	\$728
30" x 48"	JRP448	?	0	?	??	??	??	\$465	\$581	\$743
30" x 54"	JRP454	?	0	?	??	??	??	\$517	\$652	\$828
30" x 60"	JRP460	?	0	?	??	??	??	\$519	\$659	\$843
30" x 72"	JRP472	?	0	?	??	??	??	\$575	\$736	\$942
30" x 84"	JRP484	?	0	?	??	??	??	\$674	\$879	\$1,111
30" x 90"	JRP490	?	0	?	??	??	??	\$676	\$885	\$1,126
30" x 96"	JRP496	?	0	?	??	??	??	\$762	\$975	\$1,225
36" x 42"	JRP542	?	0	?	??	??	??	\$580	\$738	\$910
36" x 48"	JRP548	?	0	?	??	??	??	\$583	\$744	\$925
36" x 54"	JRP554	?	0	?	??	??	??	\$758	\$854	\$1,051
36" x 60"	JRP560	?	0	?	??	??	??	\$765	\$861	\$1,066
36" x 72"	JRP572	?	0	?	??	??	??	\$769	\$977	\$1,207
36" x 84"	JRP584	?	0	?	??	??	??	\$785	\$1,198	\$1,459
36" x 90"	JRP590	?	0	?	??	??	??	\$787	\$1,204	\$1,474
36" x 96"	JRP596	?	0	?	??	??	??	\$872	\$1,295	\$1,573

To Specify/Order:

- Product Code (6 digits)
- Edge Type (1 digit)
Square Corner - top
P = 3mm Polypropylene
B = PVC Bullnose Length, 3mm PP Sides
T = Wood Tapered
R = Wood Radiused



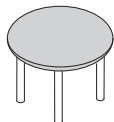
- Power Option (1 digit)
0 = None
- Glides/Casters (1 digit)
1 = Glides
5 = Casters (Price add \$61)
- Leg Color (2 digits) See page 67
- Laminate Finish (2 digits) See page 67
- Edge Color (2 digits) See page 67

Example:
JRP142 + P + 0 + 1 + 0H + 6Y + 0H

Alert® Tables – Post Legs

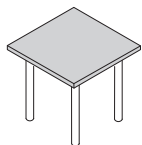
Tables have numerous laminate surfaces with a choice of several edge styles. A tubular base for a secure footing includes glides or optional casters. They are shipped KD with tops pre-drilled for easy assembly to welded legs. See Table Finish section (page 67) for applicable leg, laminate and edge finishes.

Desk Height
Round Table
w/Post Leg



	1	2	3	4	5	6			
Dimensions	Product Code	Edge Type	Glides/Casters	Leg Color	Laminate Finish	Edge Color	3mm Edge	PVC Edge	Wood Edge
36"	JRDPD36	?	?	??	??	??	\$676	\$732	\$895
42"	JRDPD42	?	?	??	??	??	\$725	\$744	\$925
48"	JRDPD48	?	?	??	??	??	\$732	\$756	\$955

Desk Height
Square Table
w/Post Leg

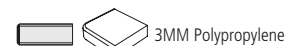


	1	2	3	4	5	6			
Dimensions	Product Code	Edge Type	Glides/Casters	Leg Color	Laminate Finish	Edge Color	3mm Edge	PVC Edge	Wood Edge
30" x 30"	JSQPD30	?	?	??	??	??	\$409	\$615	\$753
36" x 36"	JSQPD36	?	?	??	??	??	\$514	\$732	\$895
42" x 42"	JSQPD42	?	?	??	??	??	\$555	\$744	\$925
48" x 48"	JSQPD48	?	?	??	??	??	\$567	\$756	\$955

To Specify/Order:

1 Product Code (7 digits)

2 Edge Type (1 digit)
 Square Corner - top
 P = 3mm Polypropylene
 T = Wood Tapered
 R = Wood Radiused
 Round 3" Corner - TOP
 C = PVC Bullnose



3 Glides/Casters (1 digit)
 1 = Glides
 5 = Casters (Price add \$61)

4 Leg Color (2 digits) See page 67

5 Laminate Finish (2 digits) See page 67

6 Edge Color (2 digits) See page 67

Examples:

JRDPD36 + P + 1 + 0H + 6Y + 0H
 (Desk Height Round Table)

JSQPD30 + P + 1 + 0H + 6Y + 0H
 (Desk Height Square Table)

Tables have numerous laminate surfaces with a choice of several edge styles. A tubular base for a secure footing includes glides. They are shipped KD with tops pre-drilled for easy assembly to welded legs. See Table Finish section (page 67) for applicable leg, laminate and edge finishes.

	1	2	3	4	5			
Desk Height Trapezoid T45° w/Post Leg	Product Code	Edge Type	Leg Color	Laminate Finish	Edge Color	3mm Edge	PVC Edge	Wood Edge
Dimensions								
30" x 60"	JT4P3060	?	??	??	??	\$1,135	\$1,168	\$1,384
36" x 72"	JT4P3672	?	??	??	??	\$1,146	\$1,186	\$1,429

	1	2	3	4	5			
Desk Height Trapezoid 60° w/Post Leg	Product Code	Edge Type	Leg Color	Laminate Finish	Edge Color	3mm Edge	PVC Edge	Wood Edge
Dimensions								
24" x 48"	JT6P2448	?	??	??	??	\$498	\$523	\$673
30" x 60"	JT6P3060	?	??	??	??	\$1,135	\$1,168	\$1,384
36" x 72"	JT6P3672	?	??	??	??	\$1,146	\$1,186	\$1,429

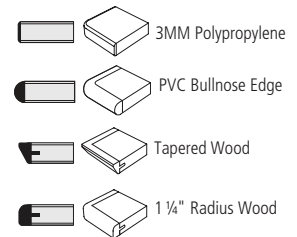
	1	2	3	4	5			
Desk Height Racetrack Table w/Post Leg	Product Code	Edge Type	Leg Color	Laminate Finish	Edge Color	3mm Edge	PVC Edge	Wood Edge
Dimensions								
36" x 72"	JRKP3672	?	??	??	??	\$1,258	\$1,288	\$1,531
42" x 84"	JRKP4284	?	??	??	??	\$1,269	\$1,306	\$1,576
48" x 96"	JRKP4896	?	??	??	??	\$1,381	\$1,426	\$1,722

	1	2	3	4	5			
Desk Height Boat Table w/Post Leg	Product Code	Edge Type	Leg Color	Laminate Finish	Edge Color	3mm Edge	PVC Edge	Wood Edge
Dimensions								
48" x 144"	JBTP4812	?	??	??	??	\$2,009	\$2,075	\$2,469
60" x 192"	JBTP6016	?	??	??	??	\$3,063	\$3,183	\$3,811

	1	2	3	4	5			
Desk Height Half Round w/Post Leg	Product Code	Edge Type	Leg Color	Laminate Finish	Edge Color	3mm Edge	PVC Edge	Wood Edge
Dimensions								
24" x 48"	JHRP2448	?	??	??	??	\$487	\$487	\$637
30" x 60"	JHRP3060	?	??	??	??	\$1,132	\$1,132	\$1,348
36" x 72"	JHRP3672	?	??	??	??	\$1,150	\$1,150	\$1,393

To Specify/Order:

- Product Code (8 digits)
- Edge Type (1 digit)
 Square Corner - top
 P = 3mm Polypropylene
 B = PVC Bullnose Length, 3mm PP Sides (Trapezoid and Half Round)
 T = Wood Tapered
 R = Wood Radiused
 C = PVC Bullnose (Racetrack and Boat)



- Leg Color (2 digits) See page 67
- Laminate Finish (2 digits) See page 67
- Edge Color (2 digits) See page 67

Examples:
 JT4P3060 + P + 0H + 6Y + 0H
 (Desk Height T45 Table)

JT6P2448 + P + 0H + 6Y + 0H
 (Desk Height TR6 Table)

JRKP3672 + P + 0H + 6Y + 0H
 (Desk Height RAC Table)

JBTP4812 + P + 0H + 6Y + 0H
 (Desk Height BT Table)

JHRP2448 + P + 0H + 6Y + 0H
 (Desk Height HRD Table)

Alert® Tables – X-Bases

Tables have numerous laminate surfaces with a choice of several edge styles. A tubular base for a secure footing includes glides. They are shipped KD with tops pre-drilled for easy assembly to welded legs. See Table Finish section (page 67) for applicable leg, laminate and edge finishes.

Desk Height
Round Table
w/X-Leg



	1	2	3	4	5	6			
Dimensions	Product Code	Edge Type	Glides	Leg Color	Laminate Finish	Edge Color	3mm Edge	PVC Edge	Wood Edge
30"	JRDXD30	?	1	??	??	??	\$665	\$674	\$812
36"	JRDXD36	?	1	??	??	??	\$746	\$802	\$965
42"	JRDXD42	?	1	??	??	??	\$846	\$865	\$1,046
48"	JRDXD48	?	1	??	??	??	\$898	\$922	\$1,121

Counter Height
Round Table
w/X-Leg




	1	2	3	4	5	6			
Dimensions	Product Code	Edge Type	Glides	Leg Color	Laminate Finish	Edge Color	3mm Edge	PVC Edge	Wood Edge
30"	JRDXC30	?	1	??	??	??	\$935	\$944	\$1,082
36"	JRDXC36	?	1	??	??	??	\$1,005	\$1,061	\$1,224
42"	JRDXC42	?	1	??	??	??	\$1,054	\$1,073	\$1,254

Bar Height
Round Table
w/X-Leg



	1	2	3	4	5	6			
Dimensions	Product Code	Edge Type	Glides	Leg Color	Laminate Finish	Edge Color	3mm Edge	PVC Edge	Wood Edge
30"	JRDXB30	?	1	??	??	??	\$935	\$944	\$1,082
36"	JRDXB36	?	1	??	??	??	\$1,005	\$1,061	\$1,224
42"	JRDXB42	?	1	??	??	??	\$1,054	\$1,073	\$1,254

Desk Height
Square Table
w/X-Leg




	1	2	3	4	5	6			
Dimensions	Product Code	Edge Type	Glides	Leg Color	Laminate Finish	Edge Color	3mm Edge	PVC Edge	Wood Edge
30"	JSQXD30	?	1	??	??	??	\$479 E	\$685	\$823
36"	JSQXD36	?	1	??	??	??	\$584 E	\$802	\$965
42"	JSQXD42	?	1	??	??	??	\$676 E	\$865	\$1,046

Counter Height
Square Table
w/X-Leg



	1	2	3	4	5	6			
Dimensions	Product Code	Edge Type	Glides	Leg Color	Laminate Finish	Edge Color	3mm Edge	PVC Edge	Wood Edge
30" x 30"	JSQXC30	?	1	??	??	??	\$687	\$893	\$1,031
36" x 36"	JSQXC36	?	1	??	??	??	\$792	\$1,010	\$1,173
42" x 42"	JSQXC42	?	1	??	??	??	\$884	\$1,073	\$1,254

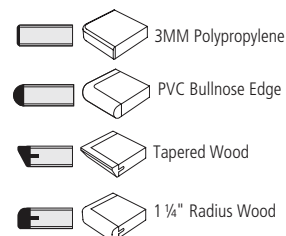
Bar Height
Square Table
w/X-Leg



	1	2	3	4	5	6			
Dimensions	Product Code	Edge Type	Glides	Leg Color	Laminate Finish	Edge Color	3mm Edge	PVC Edge	Wood Edge
30" x 30"	JSQXB30	?	1	??	??	??	\$687	\$893	\$1,031
36" x 36"	JSQXB36	?	1	??	??	??	\$792	\$1,010	\$1,173
42" x 42"	JSQXB42	?	1	??	??	??	\$884	\$1,073	\$1,254

To Specify/Order:

- 1 Product Code (7 digits)
- 2 Edge Type (1 digit)
Square Corner - TOP
P = 3mm Polypropylene
T = Wood Tapered
R = Wood Radiused
Round 3" Corner - TOP
C = PVC Bullnose
- 3 Glides (1 digit)
1 = Glides
- 4 Leg Color (2 digits) See page 67
- 5 Laminate Finish (2 digits) See page 67
- 6 Edge Color (2 digits) See page 67



Examples:
JRDXD30 + P + 1 + 0H + 6Y + 0H
(Desk Height Round Table)

JRDXC30 + P + 1 + 0H + 6Y + 0H
(Counter Height Round Table)

JRDXB30 + P + 1 + 0H + 6Y + 0H
(Bar Height Round Table)

JSQXD30 + P + 1 + 0H + 6Y + 0H
(Desk Height Square Table)

JSQXC30 + P + 1 + 0H + 6Y + 0H
(Counter Height Square Table)

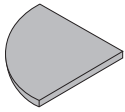
JSQXB30 + P + 1 + 0H + 6Y + 0H
(Bar Height Square Table)

E Also available on Quickship Express with the following options only:

- Desk height only
- Edge type - P = 3mm Polypropylene Edge
- Grey, Taupe, Black and Platinum
- Leg Color - Black and Metallic Silver
- Laminates with Quickship Express **E**
- Casters or glides
- No Power option

Tables have numerous laminate surfaces with a choice of several edge styles. See Table Finish section (page 67) for applicable leg, laminate and edge finishes. Requires linking hardware (see page 92).

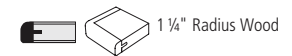
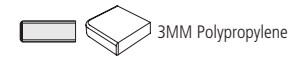
Quarter
Round Table
Top



	①	②	③	④				
Dimensions	Product Code	Edge Type	Laminate Finish	Edge Color	3mm Edge	PVC Edge	Wood Edge	
24"	JQRT24	?	??	??	\$198	\$213	\$320	
30"	JQRT30	?	??	??	\$379	\$399	\$535	
36"	JQRT36	?	??	??	\$526	\$551	\$714	

To Specify/Order:

- ① Product Code (6 to 7 digits)
- ② Edge Type (1 digit)
 Square Corner - TOP
 P = 3mm Polypropylene
 B = PVC Bullnose Length, 3mm PP Sides
 T = Wood Tapered
 R = Wood Radiused



- ③ Laminate Finish (2 digits) See page 67
- ④ Edge Color (2 digits) See page 67

Example:
 JQRT24 + P + 6Y+ 0H
 (Quarter Round Table Top)

Alert® Tables – Options

Steel Modesty Panel. Sturdy formed steel panel available in smooth or perforated front surface finished in any of our standard powder coat leg finishes. Add finish code to end of product code. Hardware included.

Mesh Fabric Modesty Panel. The sturdy steel rod frame maintains the panel shape while providing the needed strength to securely hold wires and cables within the wire management pouch. Available in black only. Hardware included.

Modesty Panels


	① Product Code	② Steel Panel Color	Description	Price
Smooth Steel	TMS6P0	??	MODESTY PNL SMOOTH STL 42"	\$94
	TMS1P0	??	MODESTY PNL SMOOTH STL 48"	\$103
	TMS2P0	??	MODESTY PNL SMOOTH STL 60"	\$112
	TMS3P0	??	MODESTY PNL SMOOTH STL 72"	\$119
	TMS4P0	??	MODESTY PNL SMOOTH STL 84"	\$138
	TMS5P0	??	MODESTY PNL SMOOTH STL 96"	\$153
Smooth Perforated Steel	TMP6P0	??	MODESTY PNL PERF STL 42"	\$98
	TMP1P0	??	MODESTY PNL PERF STL 48"	\$107
	TMP2P0	??	MODESTY PNL PERF STL 60"	\$116
	TMP3P0	??	MODESTY PNL PERF STL 72"	\$123
	TMP4P0	??	MODESTY PNL PERF STL 84"	\$167
	TMP5P0	??	MODESTY PNL PERF STL 96"	\$180
Mesh Fabric with Wire Manager	073353330H		MODESTY PNL MESH 42" x 10"	\$198
	073353390H		MODESTY PNL MESH 48" x 10"	\$199
	073353450H		MODESTY PNL MESH 54" x 10"	\$203
	073353510H		MODESTY PNL MESH 60" x 10"	\$215
	073353570H		MODESTY PNL MESH 66" x 10"	\$222
	073353630H		MODESTY PNL MESH 72" x 10"	\$228
	073353750H		MODESTY PNL MESH 84" x 10"	\$251
	073353810H		MODESTY PNL MESH 90" x 10"	\$258
	073353870H		MODESTY PNL MESH 96" x 10"	\$266

Wire Manager



Product Code	Description	Price
WM60H	WIRE MANAGER 26" BLACK	\$36
WM9122H	WIRE MANAGER 22" BLACK	\$23
WM9122S	WIRE MANAGER 22" SILVER	\$23

Table Linking Hardware




Product Code	Description	Price
TGCC0H	CONNECTOR TABLE KIT	\$147

Power/Data Module



Product Code	Description	Price
EDC060C	OUTLET DESK MOUNT 6' CORD	\$334
EDC100C	OUTLET DESK MOUNT 10' CORD	\$346
EDD060H	OUTLET TOP MOUNT 6' 15AMP CORD	\$182
EDD100H	OUTLET TOP MOUNT 10' 15AMP CD	\$194
EDD060E	OUTLET TOP MOUNT 6' 15AMP CORD	\$193
EDD100E	OUTLET TOP MOUNT 10' 15AMP CD	\$205



To Specify/Order:

- ① Product Code (6 digits)
- ② Steel Panel Color (2 digits)
OH = Black E
MS = Metallic Silver E

Modesty panels are 10" tall.

Wire Manager constructed of black extruded PVC with adhesive back. Holds wires securely to underside of work surface or legs.

Linking Hardware (TGCC0H)

Alert tables only.

Constructed of 1/8# steel. A load-bearing connecting bar with tamper-resistant five star knob is standard. Two connectors are supplied per table connector Kit. Available in black finish only.

Power/ Data Module clamp attachment for ease in positioning, provides 2 power outlets and 2 data jack locations.

Section Guide

Disc Base Tables	Page
General Information and Features	101
Model Offering	102

General Information

The disc base table is an attractive round top table option perfect for cafes and common areas. Available in desk, counter, and bar heights in a range of top sizes.

Standard Features

- **Base** Constructed of 14 gauge, 3" diameter cold rolled steel. Steel top plates are .175" x 9.5" x 9.5". Welded top plate to column/knock down column to disc. Disc is .31" thick laser cut steel. Nylon glides are 1/4-20" x .25".
- **Green Certification** The disc base table is independent lab certified Green.
- **Laminate Surface** Low-glare finish reduces eyestrain; resists mars and stains.
- **Top Construction** Dense particle board prevents warping. Ready to mount table top with screws included.
- **Base Finish** Six standard colors available
- **Edge Options** Choose from the following edge options: 3MM Polypropylene, Bullnose PVC, Tapered Wood Edge, Radiused Wood Edge, and 5 urethane edge options: Knife, Waterfall, Ease, Bullnose, or Comfort.
- **Safety and Durability** Tables meet or exceed all applicable ANSI/BIFMA test standards.



Disc Base Tables

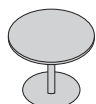
The **Disc Base** table offers a clean appearance for a variety of environments. It blends well with **Us®**, **Alert®** and **Rely®** table families. See Table Finish section (page 67) for applicable leg, laminate and edge finishes.

Desk Height
Disc Table



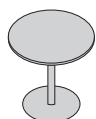
	1	2	3	4	5	6				
Dimensions	Product Code	Edge Type	Glides	Leg Color	Laminate Finish	Edge Color	3mm Edge	PVC Edge	Wood Edge	Urethane Edge
30"	JRDDD30	?	1	??	??	??	\$796	\$805	\$943	\$883
36"	JRDDD36	?	1	??	??	??	\$866	\$922	\$1,085	\$964
42"	JRDDD42	?	1	??	??	??	\$1,032	\$1,051	\$1,232	\$1,241

Counter Height
Disc Table



	1	2	3	4	5	6				
Dimensions	Product Code	Edge Type	Glides	Leg Color	Laminate Finish	Edge Color	3mm Edge	PVC Edge	Wood Edge	Urethane Edge
30"	JRDDC30	?	1	??	??	??	\$1,001	\$1,010	\$1,148	\$1,088
36"	JRDDC36	?	1	??	??	??	\$1,071	\$1,127	\$1,290	\$1,169
42"	JRDDC42	?	1	??	??	??	\$1,237	\$1,256	\$1,437	\$1,446

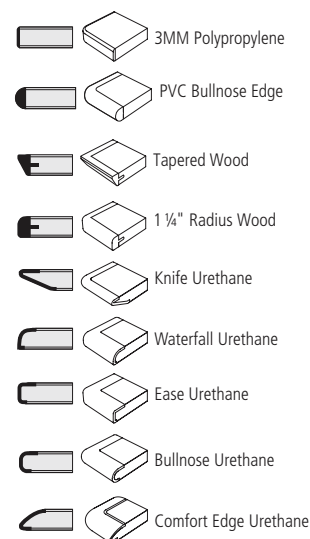
Bar Height
Disc Table



	1	2	3	4	5	6				
Dimensions	Product Code	Edge Type	Glides	Leg Color	Laminate Finish	Edge Color	3mm Edge	PVC Edge	Wood Edge	Urethane Edge
30"	JRddb30	?	1	??	??	??	\$1,001	\$1,010	\$1,148	\$1,088
36"	JRddb36	?	1	??	??	??	\$1,071	\$1,127	\$1,290	\$1,169
42"	JRddb42	?	1	??	??	??	\$1,237	\$1,256	\$1,437	\$1,446

To Specify/Order:

- 1 Product Code (7 digits)
- 2 Edge Type (1 digit)
 - Square Corner - TOP
 - P = 3mm Polypro
 - B = PVC Bullnose Length, 3mm PP Sides
 - T = Wood Tapered
 - R = Wood Radiused
 - Urethane Edges
 - 1 = Knife
 - 2 = Waterfall
 - 3 = Ease
 - 4 = Bullnose
 - 5 = Comfort



- 3 Glides (standard)
- 4 Leg Color (2 digits) See page 67
- 5 Laminate Finish (2 digits) See page 67
- 6 Edge Color (2 digits) See page 67

Example:
JRDDD30 + P + 1 + 0H + 6Y + 0H
(Desk Height Disc Table)

Section Guide

dek™ table	Page
General Information and Features	103
Model Offering	104

General Information

The **dek** table is a modernly designed desk that is ideal for any learning environment. It was created to compliment the time tested **Acton**® chair as well as our brand new **Us**® chair. The design includes a laminate or 3D laminate work surface, a sled base steel frame, and integral modesty panel. The **dek** table is lightweight and durable, which allows for easy movement and the ability to stand up to the ever evolving demands of education environments. By combining the **dek** table with the **Acton** or **Us** chair, you will experience optimal ergonomics, great flexibility and the perfect design combination for your learning environments. The **dek** table stacks neatly and effortlessly, allowing you to efficiently utilize space (stacks 5 high).

dek™ Table Dimensions

Height: 29"
 Width: 27¼"
 Depth: 18¾"
 Work Surface: 18" Deep, 23¼" Wide

Sled Based Standard Features

- **Frame Color** Choose from any **Acton** or **Us** Chair Frame Color (except chrome).
- **Table Top Finish** Standard laminates or 3D laminate (see options below).
- **Floor Glides** Tables can be equipped with plastic glides for smooth hard floors, or steelglides for abrasive floors. Plastic glides are standard.
- **Safety and Durability** **dek** tables meet or exceed all applicable ANSI/BIFMA test standards.



dek™ Sled Base Table

dek™ Sled Base Table (DEK) The sled base steel frame with modesty panel has a metallic powder coat finish. The durable work surface comes in either laminate with burnished edges or 3D laminate, for a seamless, wrap-around edge. Choose from our standard laminates or three color options for 3D laminate. Tables are shipped fully assembled.

dek Table



1	2	3		
Product Code	Frame Finish	Laminate Finish	Description	Price
DEK12	??	??	Laminate Table Top	\$328
DEK22	??	??	3D Laminate Table Top	\$328
Dimensions: W: 27¾" D: 18¾" H: 29¾" SH: 29"				

To Specify/Order:

Laminate Top dek™ Table

- 1

Product Code (5 digits)
Steel Glides
(for use on abrasive floors)
Change 5th digit to 0
No additional charge
- 2

Frame Color (2 digits) See page 67
(0# for Acton finishes)

Code Finish
0G Gray Taupe
0W Platinum
00 Dark Neutral
0E Silver Nickle
0A Pearl
0F Goldenrod
0Y Steel Grey
0H Black
JH Dark Slate
JP Cherry Cobbler
JX Silver Lining
MS Metallic Silver
SJ Sky White
SK Mist
SL Mocha
JH Dark Slate
(List price up-charge \$23 per table)
- 3

Laminate Finish (2 digits) See page 67
OR
3D Laminate Finish (2 digits) See below

Code Finish
AT GlacierWhite
0H Black Matte
AU Cloud Gray
- Example:

DEK12 + ## + ##
- Example:

DEK22 + ## + ##

Section Guide

Lecterns Series	Page
General Information and Features	105
Lectern and Marker Board.....	106

General Information

American Seating is pleased to announce the Rely Lecterns and Marker boards. Rely Lecterns and Marker boards are available in a variety of base options grounded by a contemporary extruded foot design with a clean top plane and flared toe anchors.

Standard Features

- **Base** The base consists of die cast aluminum feet (ADC 10 + 3% Zinc) and either a powder coated 2/8" 14-gauge HRPO steel tube or powder coated aluminum extrusion column. Seven gauge steel top plates are powder coated and fully welded to the steel column. Feet and top plate bolted to aluminum extrusion.
- **Base Finish** Bases are available either fully powder coated or with powder coated vertical columns and polished feet. Two finish options available for each version.
- **Casters** (optional) 80 mm locking casters with hard or soft tread. Hard casters are recommended for carpeting and other durable surfaces. Soft casters are recommended for hard surfaces with smooth finishes such as tile and wood. Note: Soft casters may collect debris and periodic cleaning is recommended as floor finishes can be scratched by debris on the floor or caster.

Shipping

The Rely Lectern ships fully assembled. Rely Marker board has assembly required.

Safety and Durability Both Lectern and Marker board meet or exceed all applicable ANSI/BIFMA test standards.



Rely Lectern and Marker Board



Rely Mobile Lectern

1	2	3	4	
Product Code	Glides/Casters	Leg/Frame Color	Laminate/Edge Finish	Price
XV1A10	?	??	???	\$1692

Dimensions: W: 18" D: 28" H: 38"
Shown with the Cup Holder and Bag Hook options.



Cup Holder

1			
Product Code	Finish		Price
074138JU	Cool Cement Grey		\$21

Dimensions: 3 7/8" Diameter (cup capacity)



Bag Hook

1	3	
Product Code	Finish	Price
073149	??	\$23

Dimensions: 4 3/16" (extension from work surface)

To Specify/Order:

- 1 Product Code (6 digits)
- 2 Glides/Casters (1 digit)
1 = White/Chrome Glide
2 = Black/Black Glide
3 = Soft Lock Caster Add \$38
4 = Hard Lock Caster Add \$38
- 3 Leg/Frame Color/Finish (2 digits)
See page 67
Dark Slate Add \$20
Polished Feet Add \$41
- 4 Laminate/Urethane Edge Color (4 digits)
with a molded pencil tray
DWJU = Designer White Laminate
Cool Cement Edge
FQOH = Blackened Legno Laminate
Black Edge

Example Rely Mobile Marker Board Lectern:
XV1A10 + 1 + 0H + DWJU



Rely Mobile Marker Board

1	2	3	
Product Code	Glides/Caster	Leg/Frame Tray Color	Price
XT1A1	?	??	\$1936

Dimensions: W: 45" H: 77"

To Specify/Order:

- 1 Product Code (5 digits)
- 2 Glides/Casters (1 digit)
1 = White/Chrome Glide
2 = Black/Black Glide
3 = Soft Lock Caster Add \$38
4 = Hard Lock Caster Add \$38
- 3 Leg/Frame/Tray Color (2 digits)
See page 67
Dark Slate Add \$20
Polished Feet Add \$41

Example Rely Mobile Marker Board:
XT1A1 + 3 + 0H



401 American Seating Center, Grand Rapids, MI 49504-4499
Phone 616-732-6600 800-748-0268 FAX 616-732-6502
americanseating.com
orders@amseco.com

American Seating, Acton, Alert, bio, Cue 3, dek, Rely, and Us are registered trademarks of American Seating Company.
Form No. A-STPB-15 rev 74 ©2015 American Seating Company Litho in USA