PRICING EFFECTIVE
JAN 2016

CREDENTIALS™

Price & Specification Guide

Gunlocke®

WOOD FINISH

A. Natural Maple
B. Honey Maple
C. Wheat Cherry
D. Light Cherry
E. Canyon Cherry
F. Cinnamon Cherry
G. Burnished Cherry
H. Medium Brown Cherry
I. Chestnut Cherry
J. Medium Red Cherry
K. Dark Red Cherry
L. Chicory Cherry
M. Nutmeg Walnut
N. Light Walnut
O. Coffee Walnut
P. Sumatra Walnut
Q. Charcoal Grey Walnut
R. Dark Roast Walnut
S. Light Rift Cut Oak
T. Dark Rift Cut Oak

Quarter cut and rift cut veneers shown. For images of select veneers, go to www.gunlocke.com

ORDERING OPTION CODES (OVER)

ORDERING OPTION CODES

WOOD FINISH

SELECT VENEERS

NATURAL PLAIN SLICED CHERRY

Medium Brown Cherry	NC215
Cinnamon Cherry	NC260
Chicory Cherry	NC284
Chestnut Cherry	NC293
Dark Red Cherry	NC511
Medium Red Cherry	NC512
Light Cherry	NC701
Wheat Cherry	NC706
Canyon Cherry	NC744
Burnished Cherry	NC777

NATURAL PLAIN SLICED MAPLE

Natural Maple	NE800
Honey Maple	NE873

NATURAL PLAIN SLICED WALNUT

Light Walnut	NT601
Coffee Walnut	NT615
Nutmeg Walnut	NT629
Charcoal Grey Walnut	NT637
Dark Roast Walnut	NT684
Sumatra Walnut	NT693

PREMIUM VENEERS

NATURAL QUARTER CUT CHERRY

Medium Brown Cherry	QC215
Cinnamon Cherry	QC260
Chicory Cherry	QC284
Chestnut Cherry	QC293
Dark Red Cherry	QC511
Medium Red Cherry	QC512
Light Cherry	QC701
Wheat Cherry	QC706
Canyon Cherry	QC744
Burnished Cherry	QC777

NATURAL QUARTER CUT MAPLE

Natural Maple	QE800
Honey Maple	QE873

NATURAL QUARTER CUT WALNUT

Light Walnut	QT601
Coffee Walnut	QT615
Nutmeg Walnut	QT629
Charcoal Grey Walnut	QT637
Dark Roast Walnut	QT684
Sumatra Walnut	QT693

NATURAL RIFT CUT OAK

Light Rift Cut Oak	RF301
Dark Rift Cut Oak	RF331

UV TOP FINISH

Open Pore Low Sheen	OP
Full Fill ClearTech™	FF

Full Fill Top ≤ 120" Length (+$75)
Full Fill Top > 120" Length (+$150)

STAINLESS BASE SEAM OPTION

Seamless, fully assembled	SY

PULLS

Metal Pull - Champagne Silver	MPS
Metal Pull - Dark Bronze	MPZ
Integral Wood Pull	FPW

PENCIL LIP COLOR

Pencil Lip - Champagne Silver	PLS
Pencil Lip - Dark Bronze	PLZ

BACK PAINTED GLASS DOORS/TACKZONE

Ice White	WH
Black	BK
Muslin	ML

BACK PAINTED GLASS TOPS

Ice White, Acid Etched	TWH
Black, Acid Etched	TBK
Muslin, Acid Etched	TML

DESKTOP OPTION

Standard Veneer	TVN

LEATHER INLAY

White (+$1,378)	TLW
Black (+$1,378)	TLB
Chocolate (+$1,378)	TLC

BACK PAINTED GLASS INSERT

Ice White, Acid Etched (+$1,929)	TGW
Black, Acid Etched (+$1,929)	TGB
Muslin, Acid Etched (+$1,929)	TGM

ROUND TOP VENEER PATTERN

Standard Veneer	TVN
Sunburst Veneer Pattern (+$1,654)	TSB

PERSONAL CORNER/TRAY

White	CWH
Black	CBL
Chocolate	CCH

MODESTY PANEL SET #1

No Mod Required (deduct $772)	MN
Finished Modesty Panel	MY

MODESTY PANEL SET #2 TROUGH BRIDGES

No Mod Required (deduct $1,268)	MN
Wall Access Panel	AP

LOCKS

Locks Yes	LY
Locks No	LN

KEYING

Field Installed Locks	FL

FACTORY-INSTALLED

Random Key Numbers

Silver	RMS
Black	RMB

Designated Key Numbers

Specify a number between:

Silver	FT100TAS - FT150TAS
Black	FT100TA - FT150TA

GRAIN DIRECTION

Standard Veneer Direction	VLG
Cross/Short Veneer Direction	VST

MAGNETIC ACCESSORIES PAINT COLOR

White	AWH
Black	ABK
Muslin	AML

OFFICE NUMBER

Specify a number to identify each office	OFC1-OFC199

Finish options are subject to change. For new finish information, visit us online: **www.gunlocke.com/finishsystem**

PRODUCT DETAILS

PULL DETAILS

Metal Pull - Champagne Silver

Metal Pull - Dark Bronze

Integral Wood Pull

LEATHER DETAILS

Leather Desk Inlay

Leather Tray for Overhead Cubby

Leather Box Drawer Insert

MISC. DETAILS

Magnetic Accessories

Grommet



Printer Pedestal

Height Adjustable Desk

TABLE OF CONTENTS

Conditions of sale 2
GSA terms & conditions. 3-4
Warranty 5
Delivery information. 6
Veneers & finishes. 7
Edge detail & pull options 8
Pedestal legend. 9
Filing 10-11
Product Reference 17-38
- Features & Advantages 18-19
- Technical Specifications 20-22
- Open Pore & ClearTech UV Finishes 23
- Height Reference. 24
- Desktop Leather Inlay & Glass Insert Locations. . . . 25
- Worksurface Grain Directions 26-27
- Grommet & Trough Locations 28-29
- Metal Pull Locations 30
- Integral Wood Pull Locations 31
- Specification Tips 32-35

Typicals 39-62
- Freestanding Desk Office Layouts 40-44
- L Workwall Office Layouts 45-53
- U Station Office Layouts 54-57
- Height Adjustable Office Layouts 58-59

Unitized Casegoods 63-136
- Freestanding Table Desks 64-70
- Double Pedestal Desks 71
- Single Pedestal Desks 72-73
- Extensions. 74-81
- Runoff Desks 82-87
- Bridges. 88-89
- Credenza & Returns Components 90-128
- Mobile Peds. 129
- Cushions 130
- Height Adjustable Desks 132-135

Storage 137-147
- Lateral Files. 138-139
- Bookcases 140
- Hinged Door Cabinets 141
- Closets 142-145
- Storage Box 146
- Utility Cabinets 147

Overheads. 148-174
- Single High Wall Mount Overheads 148-153
- Double High Wall Mount Overheads. 154-157
- Tackboards 158-161
- Back Painted Glass Whiteboards 162-167
- Wood Tackzone 168-173
- Shelves For Segmented Tackzone 174

Miscellaneous. 175-189
- Round Tables & Bases 175-177
- Accessories. 178-189

Fabric Grade Pricing. 190-193
Weights & Cubes. 194-202

GENERAL INFORMATION conditions of sale

INTRODUCTION

The Gunlocke Company is dedicated to providing the finest products and service possible. This price list reflects that commitment. Included is a current listing of our casegood models.

Seating and Lounge are presented in a separate price list. Contact your Gunlocke Customer Services Representative for more information, (800) 828-6300.

Designed for easy use, each page of this price list, and the inside front cover fold out provide all information required to order a product correctly. Should additional information be needed, contact your Gunlocke customer service representative.

PRICING

Prices shown cover standard product specifications. Any changes or alterations, other than those listed, will be subject to an additional charge. Prices include cartoning and freight. Authorization and pricing must be secured in advance for orders or contracts calling for large quantities, indefinite quantities, or extended delivery dates. Prices are subject to change without notice; the most current prices are published on http://www.gunlocke.com.

ORDERING

To expedite order entry and to assure proper service,email or fax all orders directly to:

The Gunlocke Company
Attn: Order Entry
One Gunlocke Drive
Wayland, New York 14572
585-728-5111
585-728-8350 FAX
800-828-6300
www.gunlocke.com

Gunlocke will not be responsible for duplicate orders if purchase orders are left unmarked.

ACKNOWLEDGEMENT

Each order will be acknowledged by Gunlocke. Customers should check each acknowledgement for accuracy and immediately notify Gunlocke of any discrepancies. The printed acknowledgement is the final agreement between The Gunlocke Company and the customer, superseding all previous communications regarding the order.

SPECIFICATION CHANGES

Gunlocke reserves the right to change specifications for the improvement of products at any time, without notice.

ORDER CHANGES

Gunlocke is not required to accept changes in orders after confirmation. Reasonable changes are subject to additional charges for labor, material and administrative costs.

Order changes of acknowledgement may result in re-scheduling of product.

RETURNED MERCHANDISE

No merchandise may by returned without prior authorization.

CANCELLATIONS

Cancellation of orders cannot be accepted since every order is manufactured according to customer specifications.

STORAGE

If delivery cannot be made and products are ready, Gunlocke will transfer products to a storage facility and products will be invoiced at that time. The customer is responsible for storage charges and assumes and bears all risks associated with the storage of that product.

TERMS

Net 30 days from date of invoice. A service charge of eighteen percent (18%) per year or .0004931% per day, compounded monthly, will be added to balance due beyond the thirtieth day. Products are shipped FOB factory, freight prepaid and allowed. Title passes to purchaser and Gunlocke's responsibility ceases when shipment is accepted for transportation by a carrier. A full explanation of all payment terms is found on order and invoice forms.

SHOWROOMS

Chicago
222 Merchandise Mart Plaza
Space 1126
Chicago, IL 60654
312-923-1133
312-222-1162 FAX

Dallas
150 Turtle Creek Blvd.
Suite 104-E
Dallas, TX 75207
214-912-4727

New York
257 Park Avenue South
14th Floor
New York, NY 10010
212-473-8300
212-473-8409 FAX

San Francisco
2 Embarcadero Center
Promenade Level
San Francisco, CA 94111
415-362-3131
415-362-3134 FAX

Washington DC
1331 F Street, NW
9th Floor
Washington, DC 20004
202-393-5070
202-393-5075 FAX

GENERAL INFORMATION GSA Terms & Conditions GS-28F-0021Y

ORDERING INFORMATION

1a. Intended use: The furniture on this schedule is intended for use by Government executives (or equivalent military rank) in the Executive, Judicial and Legislative Branches of the Federal Government. To help customers make a good purchasing decision based on their needs and budget, GSA has established four grades of furniture. Grade (1) includes furniture that tends to be the most expensive on this schedule, grade (2) furniture tends to be more moderately priced and grades (3) and (4) furniture tend to be affordably priced when compared to grades (1) and (2). Some pieces of furniture on this schedule may be significantly higher in price than GSA Traditional and Contemporary Executive Special Order Program furniture. The ordering agency or service is responsible for determining furniture appropriate for use in its offices which will fit within its budget and comply with applicable Federal or internal agency procurement regulations. Please see reverse for GSA terms and conditions.

Grade 1 All exposed solid parts such as top rims, base rails etc. (except decorative accents, inlays and painted parts) shall be the same species as the face veneer. Top and bottom edges of drawer fronts shall be solid wood in the same species as the face veneers. Drawer sides and backs shall be solid wood.

Grade 2 Exposed wood panel trim and trim on tops shall be the same wood species as the face veneer on the top. Some or all other exposed solid parts, such as base rails can be an alternative wood species (such as poplar or gum) different from the face veneers. Exposed, finished engineered wood core material such as MDF is acceptable only for the edges of drawer fronts. Drawer sides shall be solid wood or veneer core plywood/laminated construction. Silea is grade 2.

Grade 3 Most or all exposed solid parts can be an alternative wood species (such as poplar or gum), different from the face veneers. Exposed, finished engineered wood core material such as MDF is acceptable only for the edges of drawer fronts. Drawer sides shall be solid wood or veneer core plywood/laminated construction. Medley, Kennsington, Credentials, and all tables are grade 3.

Grade 4 Most or all exposed solid parts can be an alternative wood species (such as poplar or gum), different from the face veneers. Exposed, finished engineered wood core material such as MDF is acceptable only for the edges of drawer fronts. Drawer sides shall be composite wood material construction such as MDF. Trio is grade 4.

1a. **The Credentials SIN #711-8 Grade 3 on pages 60-193. The Tables SIN #711-9 Grade 3 on pages 179-181.**

1b. **Lowest priced units:**
711-8 ACFRL15-AA $22 List

2. **Maximum order:**
$1,385,042 list ($500,000 net)

3. **Minimum order:** $2,000 list

4. **Geographic coverage:**
48 contiguous states and DC

5. **Points of production:**
Wayland, NY, Steuben County, USA

6. **Discount from list:**

$2,000 to $100,000 list	60.1% off
$100,001 to $300,000 list	61.2% off
$300,001 to $500,000 list	61.7% off
$500,001 to $700,000 list	62.8% off
$700,001 to $1,385,042 list	63.9% off

* These discounts apply to single purchase orders, shipping to the same place in the same time period.

7. **Quantity Discount:** See above

8. **Prompt payment terms:**
Net 30 days

9a. **Credit card Acceptance: Government credit card is accepted at or below the micro - purchase threshold.**

9b. **Credit card Acceptance: Government credit card is accepted above the micro - purchase threshold.**

10. **Foreign items:** None

11a. **Time of delivery:** 90 days ARO

11b. **Expedited delivery:** Not available

11c. **Overnight and 2-day delivery:**
Not available

11d. **Urgent requirements:**
Not available

12. **FOB point(s):** Destination

13. **Ordering address(es):**
The Gunlocke Company
c/o Authorized Gunlocke GSA Dealer
One Gunlocke Drive
Wayland, NY 14572
Phone: (800) 828-6300
Fax: (585) 728-8350

14. **Payment address(es):**
The Gunlocke Company LLC
13367 Collections Center Drive
Chicago, IL 60693

15. **Warranty provision:**
See warranty on page 5

16. **Export packing charges:** Write for quotation on export packaging.

17. **Terms and conditions of Government commercial credit card acceptance:**
Credit Cards are accepted.

18. **Terms and conditions of rental, maintenance, and repair:**
Not applicable

19. **Project Management:**
(SIN #711-91) $65 Per Hour

20. **Design/Layout Services:**
(SIN #711-94) $65 Per Hour

21. **Terms and conditions of installation:**
(SIN #711-95) Installation services will be charged at a rate of 15% of the net price of the purchase order for non-union rates (with a minimum charge of $100), and 20% of the net price of the purchase order for union rates (with a minimum charge of $150), for installation projects up to $500. Installation projects in excess of $500 will be negotiated on a case-by-case basis.

22. **Terms and conditions of repair:**
Parts indicating date of parts price lists and any discounts from list prices: Not applicable

23. **List of service and distribution:**
Points: Not applicable

24. **Participating dealers:**
A list of participating dealers will be supplied to any government agency upon request or is available on our website at www.gunlocke.com.

25. **Preventative maintenance:** Not applicable. Instruction sheets available upon request.

26. **Environmental attributes:**
Gunlocke has an active environmental program.
Please call (800) 828-6300 for details.

27. **Data universal number system:**
(DUNS) number is 1999 36550

28. **CCR registration/Cage Code:**
The Gunlocke Company is registered in the DoD CCR. Cage Code - 26574

29. **Returns:**
No returns of goods will be accepted without written consent and shipping instructions from Gunlocke, and the Government customer will be required to pay all return freight charges. A restocking fee of 30% net will apply on all authorized returns provided Gunlocke receives goods in the condition in which they left the factory. No credit will be given if goods cannot be reused. Special order items are in no event subject to return. Goods must be returned within 70 days of shipment from factory.

30. **Cancellations:**
No charge prior to production. After production has begun (5 days ARO), only the actual costs that the contractor can demonstrate will be billed to the customer if the merchandise cannot be resold within a reasonable period of time (90 days).

31. **Inside Delivery:**
Contact the Gunlocke Company Traffic Department at (800) 828-6300 for a quotation on inside delivery.

32. **Federal Tax ID** # 22 3887942

12 YEAR WARRANTY

Subject to the limitations set forth below. The Gunlocke Company warrants to the original purchaser all product in this price list to be free from defects in material and workmanship for a twelve year period from the date of shipment. This 12-year warranty applies to all products sold and installed by a Gunlocke authorized agent for normal commercial single shift service. Gunlocke will repair, or at its option, replace defective merchandise, free of charge. The following components not manufactured by Gunlocke have the following warranties:

- **High wear components** such as casters and glides are warrantied for five years after date of shipment to original owner.
- **Electrical components** are warranted 10 years from date of manufacture with exception of lamps and ballasts which are not warrantied. This includes Fluorescent Tasklights.
- **LED tasklights** are warrantied for 3 years from date of shipment to original owner.
- **Drawer suspensions** are warrantied for lifetime of product after shipment to original owner.
- **Personal corners** including covering (leather) are warrantied for three years of single shift and normal use after shipment to original owner.
- **Height adjustable electrical components** are warrantied for five years of single shift and normal use after shipment to original owner.

Any non-standard material selected by the customer is not warrantied. Neither does this warranty apply to damage resulting from accident, alteration, or misuse, as well as damage from normal wear and tear such as dents, nicks, scratches, fading and improper maintenance. That is, Gunlocke's warranty is only valid if products are given proper use and care. Gunlocke assumes no responsibility for product damages resulting from improper installation or user modification.

WOOD FURNITURE

Wood owes its inherent beauty to variations in color, grain, and texture, and therefore, these variations are not considered defects. There may be minor variations from one piece of furniture to the next even though they are finished at the same time. Exposure to light and the aging process will cause a darkening of natural wood products. Light finishes on wood products do not mask the natural characteristics of wood. The Gunlocke Company does not guarantee the exact matching of grain, pattern, and color.

These finishes do not cover any of the natural characteristics of the wood, including nature's colorations, pitch pockets, and the variations of steambent wood. Merchandise will not be replaced because of these natural variations.

It is expressly understood and agreed that the buyer's sole and exclusive remedy for any and all losses or damages resulting from nonconforming goods, or from any other cause, shall be repair or replacement of defective parts, and that Gunlocke shall not be liable for damages or injury to persons or property, nor for replacement of the entire commercial unit, if repair or replacement of defective parts can reasonably render the unit conforming.

All warranty claims must be made in writing by the original owner. Owner may be required to produce the invoice or other evidence to establish that a claim is within the warranty period. Warranty claims may be submitted on the Gunlocke website. **www.gunlocke.com/productservice/**

As stated and illustrated on the website, serial numbers are required to process a warranty claim. No person, firm or corporation is authorized to assume for Gunlocke any liability in connection with the sale or installation of Gunlocke products except as stated above.

All other warranties, expressed or implied, are excluded. Gunlocke shall not be liable for incidental or consequential damages of any sort.

Within the Continental USA, all orders above $2,000 list are shipped FOB factory, freight prepaid and allowed. All orders less than $2,000 list will be subject to a $100 net freight charge. Products shipped to Alaska and Hawaii FOB factory, freight prepaid and allowed to port of embarkation. Customer is responsible for freight charges from port of embarkation to final destination.

An anticipated shipping date is indicated on the order acknowledgement. Gunlocke cannot accept responsibility for shipping delays caused by outside sources or unforeseen problems. Delay of shipments requested by customers must be approved by Gunlocke. Any resultant storage charges will be charged to the customer.

Gunlocke may await completion of the entire order and ship all at once or may make partial shipments from time to time at its sole discretion unless the customer requests in writing that partial shipments are needed and Gunlocke approves the specific shipping schedule. Additional charges may apply.

Gunlocke is not liable for any delay or failure to deliver or perform due to strikes, lock-outs, or other labor or transportation difficulties, delay of sources or supply, accidents, fires, acts of God, or any other causes of like or unlike nature beyond the control of Gunlocke.

LIABILITY

Gunlocke products and their packaging are tendered to a transportation company only after passing rigid quality control inspection. At that time, title to the product is passed to the purchaser. However the transportation company assumes all liability from acceptance of shipment through its delivery. That is, Gunlocke's liability ceases at the time of shipment.

FILING OF CLAIMS

All claims for damage or loss must be submitted via our website at: www.gunlocke.com/productservices within 15 days after receipt of merchandise. Do not return freight damaged merchandise to Gunlocke. Follow the steps below to expedite processing and resolution of claims.

For Visible Damage

1. Make damage notation on delivery receipt and have driver sign. Do not reject or refuse the shipment.
2. Immediately contact Gunlocke Traffic Department at 585-728-8268.
3. Hold damaged carton and all interior packing for carrier's inspection. These materials will be needed to substantiate the claim.

For Concealed Damage

1. Open cartons within 15 days of receipt and inspect.
2. Follow steps 2, and 3 as listed under Visible Damage.
3. Do not remove product from delivered destination.

For Loss

1. Be sure loss notation is made on delivery receipt and have driver sign.
2. Contact Gunlocke Traffic Department at 585-728-8268.

Should transportation company seek to limit its liability on concealed, loss, or damage claims, please contact Gunlocke's traffic department. After a thorough investigation of the claim, the traffic department will provide you with guidance in corresponding with the carrier.

Returned merchandise, regardless of delivery method, will not be accepted unless specifically authorized by Gunlocke.

For Damage or Loss of Parcel Post or UPS Shipment

Notify the Gunlocke traffic department immediately at 585-728-8268.

NORMAL DELIVERY

All normal ground transportation by Gunlocke will be made on a dock-to-dock basis. The Gunlocke traffic department will determine the recommended method of shipment according to the ship to destination. If the delivery on a shipment takes longer than 3 hours to be unloaded, an additional charge will be billed at $100/hour. Gunlocke reserves the absolute right to determine the method of shipping unless special delivery instructions have been previously approved.

Gunlocke cannot guarantee specific delivery times. If a guaranteed delivery time is needed please call Gunlocke Traffic Department at 585-728-8268 for a quote as additional charges will apply. Weekend or after hours deliveries are subject to additional charges.

WEEKEND DELIVERY

A $500 charge will apply on weekend delivery after 3:00 PM Friday through Sunday evenings.

DROP SHIP / JOB SITE DELIVERY

Orders under $50,000 list will incur a $125 charge for ship to locations other than a designated dealer warehouse.

INSIDE DELIVERY

Inside delivery must be noted on order. A minimum $100 charge will apply.

SPECIAL DELIVERY

Please contact the Gunlocke traffic department for special delivery services such as inside delivery, weekend or after hour deliveries, reconsignment or other special needs. These are billable services. Gunlocke will make every effort to meet the appointed time, however Gunlocke will not be responsible for any additional charges for late deliveries beyond our control.

DOCK RESTRICTIONS

Gunlocke trailers are 53' x 102". If delivery dock will not accommodate trucks of this sizes, the Gunlocke traffic department must be contacted prior to shipping. Alternate arrangements can be made; additional charges may apply.

CREDENTIALS CASEGOODS

Veneers Credentials is offered in three select veneers and four premium veneers. All exposed surfaces utilize select plain sliced Cherry, Maple or Walnut veneers or premium Quarter Cut Cherry, Maple, Walnut or Rift Cut Oak veneers.

Specialty Finishes:

- Submit a color sample block (minimum size 3" x 3") to Gunlocke so that a finish formulation can be developed to match the special finish and color.
- Review the approval sample provided by Gunlocke.
- Written approval and sign off is required for Gunlocke customer service.
- Once written approval and sign off is received, the special finish order will be acknowledged.

Note: See Gunlocke Advantage website for special finish request forms.

All Casegoods & Tables Purchase Orders:

- 10% list upcharge per wood unit to base veneer option receiving special finish.

Note: This procedure and related costs apply to new and previously formulated special finishes. Special finish orders may receive additional lead time.

UV TOP FINISH

Credentials worksurfaces feature two low emitting UV finish options that enhance the beauty of natural wood and ensures the depth, clarity, color consistency and durability throughout the life of the product.

UV finish options

Full-fill Cleartech (upcharge)	**FF**
Open Pore Low Sheen	**OP**
Full-fill Top ≤ 120″ Length	**(+$75)**
Full-fill Top > 120″ Length	**(+$150)**

CREDENTIALS VENEERS

veneer 1 (select)

Plain Sliced Cherry
Plain Sliced Maple
Plain Sliced Walnut

veneer 2 (premium)

Quarter Cut Cherry
Quarter Cut Maple
Quarter Cut Walnut
Rift Cut Oak

NOTE: For FSC Certified Product add "FSC" to beginning of finish option code.
Example: FSCNC260. A 5% list upcharge will be applied per unit ordered with FSC option.

EDGE DETAIL & PULL OPTIONS reference

EDGE DETAILS – SQUARE

profiles/cope

PULL OPTIONS

Credentials is available in a metal pull and an integral wood finger pull.
The metal pull is available in an annodized silver and dark bronze finish.

METAL PULL

Top Mount
-Top of pedestal fronts

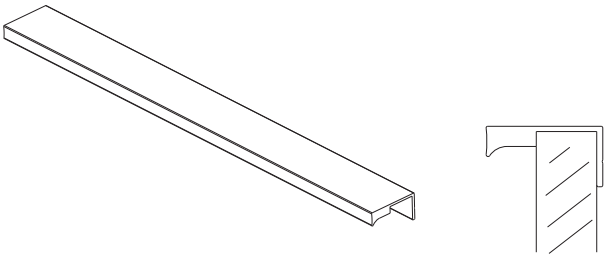

Bottom Mount
-Bottom of overhead doors

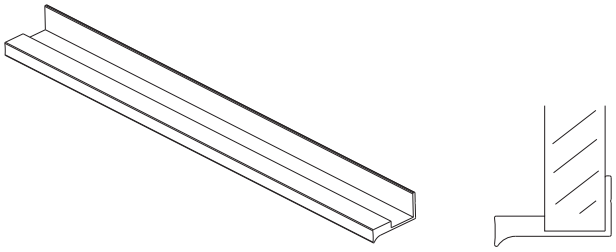

Face Mount
-Face of closet/storage doors

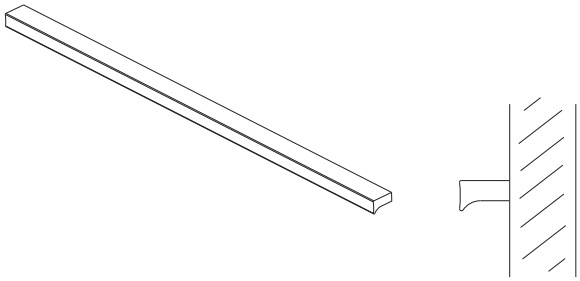

INTEGRAL WOOD PULL

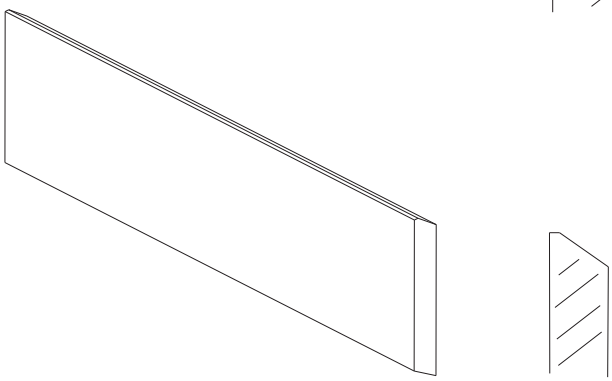

PEDESTAL LEGEND

NOTE: Left hand pedestals shown below.

FULL HEIGHT

= (HIDDEN BOX DRAWER)



-X
FALSE



-2
FILE

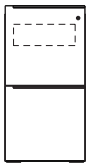

-3
(BOX)
BOX
FILE



-4
LATERAL
LATERAL



-5
HINGED DOOR

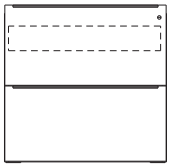

-7
(BOX)
BOX
LATERAL



-SH
OPEN SHELF

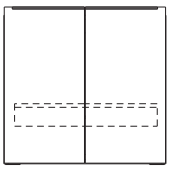

-P
PRINTER PED

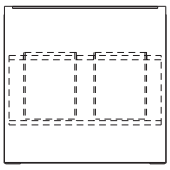

-T
TRASH RECEPTACLE
INCLUDES 2 TRASH CANS

LAYERS HEIGHT



-X
FALSE

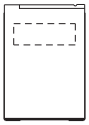

-A
(BOX)
FILE



-B
(BOX)

-5
HINGED DOOR



-SH
OPEN SHELF



-P
PRINTER PED

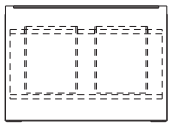

-T
TRASH RECEPTACLE
INCLUDES 2 TRASH CANS

MOBILE PEDESTAL
-Optional Face Lock

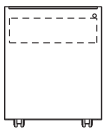

NOTE: LEATHER BOX DRAWER INSERTS MUST BE ORDERED SEPARATELY.

STANDARD FILING OPTIONS
WOOD PEDESTALS

15 wide file drawers
A. Letter – side to side
B. Legal – side to side

A

B

18 wide file drawers
C. Letter – side to side
D. Legal – side to side
E. Letter – front to back

C


D


E

30 wide file drawers
F. Letter – side to side
G. Legal – side to side
H. Letter – front to back

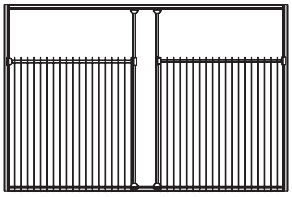
F

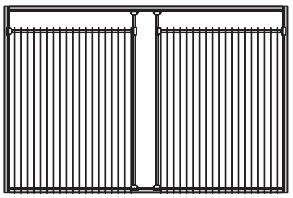
G


H

36 wide file drawers
I. Letter – side to side
J. Legal – side to side
K. Letter – front to back
L. Legal – front to back

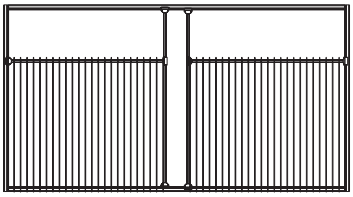
I

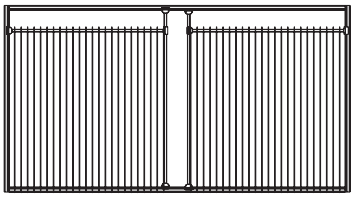
J

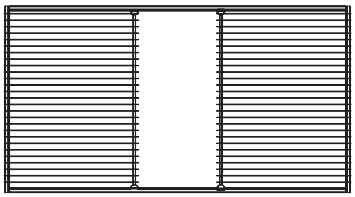
K


L

INSIDE DRAWER DIMENSIONS

WOOD DRAWERS

Pedestal width	Drawer type	D	W	H
15 letter width	24 box	14 1/16	11 3/8	3 1/4
	24 file	17 1/16	11 3/8	9 1/8
18 letter width	30 box	14 1/16	14 3/8	3 1/4
	30 file	17 1/16	14 3/8	9 1/8
30 width	box	14 1/16	26 3/8	3 1/4
	lateral	17 1/16	26 3/8	9 1/8
36 width	box	14 1/16	32 3/8	3 1/4
	lateral	17 1/16	32 3/8	9 1/8

LOCKS & KEYING

Locks are standard on all below worksurface storage units. Two lock options are available. When the factory installed lock option is selected lock cores are installed at the factory. Note: when the random option is selected some units may be shipped with the same key number. When the field installed lock option is selected each unit is shipped with an empty lock cylinder. Locks are Silver or Black.

factory installed locks	option code
Option 1	
SILVER RANDOM KEYS	**RMS**
BLACK RANDOM KEYS	**RMB**
Option 2	Specify a number between
SILVER DESIGNATED KEYS	**100TAS - 150TAS**
BLACK DESIGNATED KEYS	**100TA - 150TA**

Field installed locks are also available. When field installed locks are specified each unit is shipped with an empty lock cylinder. A separate line item must be ordered to receive the numbered lock cores for field installation. Field installed locks are available at an additional charge of $5 list per lock core.

Field installed lock core set, specify model # and key number (add $5 list per core):

	model number	Specify a number between
SILVER DESIGNATED KEYS	**ACLCKFLD**	**100TAS - 200TAS**
BLACK DESIGNATED KEYS	**ACLCKFLD**	**100TA - 200TA**

Note: Add $5 list per lock core.

See index on pages 194-202 for # of locks required for field installation.

NOTES

NOTES

NOTES

NOTES

NOTES

PRODUCT REFERENCE

Product Reference 17-38

Features & Advantages 18-19
Technical Specifications 20-22
Open Pore & ClearTech UV Finishes 23
Height Reference. 24
Desktop Leather Inlay & Glass Insert Locations. . . . 25
Worksurface Grain Directions 26-27
Grommet & Trough Locations 28-29
Metal Pull Locations 30
Integral Wood Pull Locations 31
Specification Tips 32-35

FEATURES + ADVANTAGES

ATTRIBUTE	FEATURE	ADVANTAGE
STYLE/DESIGN	Hand selected veneer	• Quarter cut and plain sliced cherry, maple, and walnut • Rift cut oak
	Refined aesthetic	• Clean, modern design • Layering and various planes • Refined details • Integral wood pull or metal pull • Mitered worksurfaces with waterfall veneer • Optional locking on all units
	High end material selection	• Stone • Leather • Back painted glass • Stainless steel desk base • Dark bronze and champagne silver hardware
PLANNING FLEXIBILITY	Large breadth of line	• Numerous components can be used together to create a variety of planning requirements for size and storage
FUNCTIONALITY	Accessory track/trough system	• Provides sit-to-stand solution in office • Electric driven system with three preset heights • Height range of 29.5"-42" • Integrated in mitered wood base • Charcoal black metal shroud for clean aesthetic in up position
	Soft close hardware	• Hidden bottom mount suspension on soft close drawers • Soft close hinges on all doors
	Cantilevered worksurfaces	• Provides unique aesthetic and conferencing end
	Magnetic tackzone	• Backpainted glass and wood tackzone provide magnetic surface for posting papers and magnetic accessories
STORAGE	Hidden box drawers	• Provides clean lines and fewer fronts • Includes veneered front • Optional leather inserts
	Overhead door options	• Hinged, soft lift, or sliding door overheads
	Various pedestal options	• Drawers, doors, open shelves, printer storage, and trash can

FEATURES + ADVANTAGES

ATTRIBUTE	FEATURE	ADVANTAGE
TECHNOLOGY INTEGRATION	Wire management	• Worksurface trough with pencil lip • Flush grommet with door options
	Wall access	• Optional hinged wall access panels provide simple, clean wire management
	Lighting	• Standard high efficiency LED tasklighting • Recessed into bottom of overhead for clean aesthetic
	Worksurface power	• Power unit can be installed beneath grommet, in worksurface trough or in kneespace for easy access
SUSTAINABILITY	Design for the environment	• FSC certified products available • LEED IEQ 4.5 compliant finish • High percentage of recycled content: 66% post industrial and 9% post consumer yielding an RC value factor of 42% • Energy Efficient LED task lighting
DURABILITY	Drawer system	• Dowel construction—strength • 9-ply baltic birch plywood—strength and durability • Superior filing capability—extruded file rail integral to drawer • UV finish on drawers—scratch and chemical resistant • 5-sided drawers—can adjust or remove in field without unloading drawers
	Optional full fill or open pore finish	• UV cured finish on worksurfaces—durable top coat • Robotic sprayer—uniformity of finish • Depth, clarity, color consistency, and durability
	12-year warranty	• Backed by Gunlocke's 12-year warranty

TECHNICAL SPECIFICATIONS

VENEERS

All exposed wood surfaces utilize select Plain Sliced Cherry, Maple, Walnut veneers or premium Quarter Cut Cherry, Maple, Walnut, or Rift Cut Oak veneers. These veneers are carefully selected and slip matched to assure balance and consistency.

WOOD TOPS

Wood veneer tops feature a balanced 3-ply construction and are 1½" thick. Each top has a 3/32" thick external solidwood band on all sides.

Standard tops are constructed of 45 lb particleboard.

Tops connect to the chassis with wood screws through the inset top panel of the pedestals and steel angle brackets.

CHASSIS/PEDESTAL CONSTRUCTION

All wood pedestals are made with veneer end panels and fronts which are constructed with ¾" thick balanced 3-ply panels. End panels are connected with an inset top, back, and bottom panel which is made of ¾" thick MDF. Panels are securely fastened together with cam fasteners in conjunction with pressed hardwood biscuits that are securely adhered with PVA (white polyvinyl acetate) glue. A 1 1/16"H x 2 7/16"W solid hardwood stretcher is mounted to the underside of the inset bottom panel. A threaded steel glide plate is attached to the hardwood stretcher to provide a durable connection between the glide and the bottom of pedestal. The glide plate is 10—gauge or 0.134" thick steel.

Steel glide plates are attached to single end panels with screws. End panels are pre-bored to accept the stem of the glide. The threaded steel glide plate provides a durable connection from glide to bottom of unit end panel.

Each unit is equipped with a minimum of four adjustable glides.

OVERHEAD/STORAGE CONSTRUCTION

All wood panels are constructed with 1" thick balanced 3-ply panels. The top, end, and bottom panels are securely fastened together with wooden dowels that are adhered with PVA (white polyvinyl acetate) glue. This construction method eliminates any visible assembly fasteners.

Wall mount cabinets are mounted to the wall with a spade and "Z" bracket attachment method. Steel barrel nuts and spade brackets are securely mounted through the back of wall mount cabinets. All units ship with a steel Z bracket. This bracket is mounted to the wall by field installers. Installers are responsible for selecting and supplying appropriate fasteners for wall conditions.

Units with hinged doors include 95° soft close hinges. Hinges are fully adjustable.

LAYERS UNITS

All layers runoffs and bridges include a mitered wood box to sit on the low height credenza unit. Layers box includes a protective non-skid strip on bottom edge to protect lower worksurface. Layers units provide 7 ¾" of height difference.

GLIDES

Glides provide 1⅛" of vertical leveling adjustment. Glide bottom is durable nonrust nylon.

DRAWERS

All drawers are constructed of four sides and a bottom, which are attached to a drawer front with screws for easy removal. Drawer fronts feature matched veneer within each pedestal set.

The drawer side material is 9-ply baltic birch plywood, finished with a roll-coated 7-level UV cured polyester/acrylic finish that provides a high level of chemical and scratch resistance. The drawers are fastened together at each corner with dowel joinery for maximum drawer strength. The bottom material is a 3-ply substrate consisting of medium density fiberboard core with a melamine face and backer.

Optional leather organization trays are available for all box drawers.

PULLS

Units are available in a continuous metal pull or an integral wood pull.

The drawer front on credenza and return pedestals overlay the worksurface for an uninterrupted appearance. The drawer front on the desk pedestals are below the worksurface to keep main worksurface clean.

Integral wood pull is on a 35° bevel and provides a seamless wood look to the station.

Continuous metal pull is an anodized aluminum pull available in a dark bronze or champagne silver finish. The metal pull on pedestal fronts aligns with metal pull on 24D closets. The metal pull on overhead doors aligns with metal pull on 18D closets.

SUSPENSIONS

Credentials casegoods utilizes zinc-coated steel, high-grade drawer suspensions which feature an integrated soft close mechanism. The suspensions are bottom mount and are concealed under the drawer body for a cleaner appearance when opening/closing drawers. Box drawer suspensions are 15" depth full extension and are load rated for 100 lb static load, 90 lb dynamic load. File and lateral file drawers are 18" depth full extension and are load rated for 150 lb static load, 135 lb dynamic load. Lateral files include an anti-tip mechanism that prevents more than one drawer from being opened at the same time.

TECHNICAL SPECIFICATIONS

HINGES

Units with hinged doors include 95° soft close hinges. Hinges are fully adjustable.

FILING

The file hanging system is an integral part of the drawer. A highly durable black plastic extrusion is securely fastened into a route on the top of the drawer. The plastic extrusion and steel folder rails allow side to side and front to back filing in file and lateral file drawers. The plastic extrusion was designed to promote optimum filing capacity within the drawer while providing a durable, reliable and maintenance free filing system. (See filing capability section for technical information on drawer dimensions.)

LOCKS

Silver or black face locks are optional on all desks, credenzas, returns, modular pedestals, and storage units. Each pedestal is independently locked. Lock plugs are either factory or field installed.

KEYING

Keying is available either factory or field installed. Factory installed keying offers two options: random or designated. When the random keying option is selected an arbitrary key number will be assigned to the unit. Note: some furniture units may have like key numbers when random keying is selected. When the designated keying option is selected a key number must be specified between 100TAS-150TAS for silver lock core and 100TA-150TA for black lock cores. All keys are solid brass. When the field installed keying option is selected, a lock cylinder will not be included in the furniture unit.

WIRE MANAGEMENT

Wire management capabilities include optional worksurface grommets and worksurface troughs. Chassis include wire cutouts in kneewell for seamless wire management between pedestals and adjoining units.

Trough worksurfaces provide a 1¾" wire management gap on the back edge of the worksurface. An anodized aluminum pencil lip is included with each trough worksurface. The tackzone sits below the worksurface on the top edge of the pedestal end panels. A trough worksurface is REQUIRED for all tackzone applications.

Under worksurface wire managers (Model #ACWM) are sold separately to conceal wires between pedestals. These units house and manage wire horizontally around a station.

Wall access is accommodated in credenza, bridge and return units. Two options are available. (1) No modesty panel provides direct access to wall. (2) The hinged access panel option provides access to the wall as needed, creates a cavity behind the panel to mount a power strip (not provided) and houses cords behind panel. The panel hinges and clips on and off to provide occasional access as needed.

POWER UNIT

A power unit may be ordered separately to add integrated power to the station. The unit includes 3 power outlets – 2 power outlets on top surface and 1 power outlet on the end. Ships with 6 ft power cord with standard plug. UL listed.

The unit can be mounted in various applications: 1) to bottom of worksurface beneath grommets, 2) to bottom of worksurface in trough opening, 3) as power strip inside wall access panels or kneespace.

GROMMET

3.250" x 5.875" rectangular grommet. Grommet bezel is inset flush to top of worksurface. Includes a hinged door that is on a dampening hinge for smooth open/close. Door material may be specified as wood veneer or back painted glass.

LIGHTING

Recessed low-profile LED overhead lighting is standard and INCLUDED in all overhead cabinets. They do NOT need to be purchased separately. LED lighting provides high efficiency, low energy lighting with a long life. All LED light strips are encased in a silver aluminum extrusion and include a built-in microswitch to turn the light on/off. Lights are field installed. All units include a 10' cord with a standard plug. Light temperature is 3200K.

MONITOR ARM

Monitor arm is EVO2. Monitor arm is silver finish. Monitor arm can be mounted inside grommet hole, desktop trough, or clamped to edge of desk.

Product specs are listed below:

- Vertical range: +/- 5.2" from horizontal
- Horizontal range: 18.6"
- Rotation: 360° at two joints, 180° from center
- Monitor tilt: 90° up, 20° down from center
- Monitor pivot: Landscape to portrait
- Monitor compatibility: VESA monitor compatible - 75mm & 100mm VESA adapters included
- Cable management: Cables are managed beneath arm
- Mounting options: Desk clamp, grommet mount, or trough mount
- Monitor weight: 7-20lbs

TECHNICAL SPECIFICATIONS

ACCESSORIES

All accessories include imbedded magnets and can be positioned anywhere on wood tackzone and back painted glass tackzone. The accessories provide quick access to files, pencils, and other work utensils. Units are painted standard white, muslin, and black to match glass colors.

PERSONAL CORNER + DESKPADS

Personal corners can be used between two perpendicular worksurfaces to create an ergonomic corner for user. Deskpads are used in-line. All units are wrapped in leather. The bottom surface has a felt lining to protect the worksurface. The chassis is made from 10-gauge aluminum. Personal corners are 36"W x 12½"D. Deskpads are 36"W x 18"D. Units are designed to fit over 1½" thick worksurfaces.

ORGANIZATIONAL TRAYS

Leather organization trays can be used in box drawers and in cubby of 1H overheads. All units are wrapped in leather. The bottom surface has a protective felt lining.

STAINLESS STEEL BASE

Stainless steel base units include a brushed stainless base. Unit is constructed of 1 ½" square stainless steel tubing. Units are available fully welded for seamless construction.

Three top options are available – 1) wood top, 2) stone top, 3) back painted glass top. Units with a wood top include are rabbetted into base with a ½" top exposed on all sides. Back painted glass tops and stone tops include a recessed plywood subtop for glass/stone. Stone tops include a template for stone so it can be purchased locally.

TACKBOARDS

Tackboards are constructed of ⅞" thick material comprised of a ⅛" thick hardboard glued in between a layer of ⅜" thick pressboard on each side. The fabric is precisely aligned and fitted to the tackboard and adhered to the rigid hardboard with staples.

A trough worksurface is REQUIRED for all tackzone applications.

BACK PAINTED GLASS

Doors and tackzone back painted glass units are captured by an extruded aluminum mitered frame which is powder coated to match. Frame is ¾" thick and 1 ¾" high. The frame is low profile allowing only 1/16" visible frame around the perimeter of the glass from the front view. Back painted glass is 4mm thick and is available on doors, and in the "tackzone" of overhead storage. Tackzone glass units are magnetized with a steel backer. These units can also act as a whiteboard with use of dry-erase markers. 6 magnets are included with each magnetized whiteboard.

Worksurfaces and desktop inserts in back painted glass are frameless and are acid etched to eliminate fingerprinting.

A trough worksurface is REQUIRED for all tackzone applications.

CLEANING BACK PAINTED GLASS

All back painted glass should be cleaned with a soft lint free cloth and non-ammonia based cleaner only.

FINISH

Natural veneer is subject to nature's quality control. Each species will exhibit differences in grain pattern and tone. This is to be expected and, in fact, contributes to the beauty and individuality of each product. Flat Cut veneers emphasize the variations of wood by exhibiting cathedrals in the grain pattern. Quarter Cut and Rift Cut veneers are a premium cut that maintains variations in the grain but without cathedral patterns. Stratawood is a natural, FSC®-certified reconstituted veneer that is designed to exhibit a straight-grain pattern, absent of cathedrals or other significant grain and tone variations.

Worksurfaces, desktops, and tabletops are protected by one of the world's most advanced UV cured finish coatings, available in Full Fill ClearTech® or Open Pore low sheen finish, applied by state-of-the-art finishing equipment. Both finishes meet the EPA's stringent requirements for VOC emissions and air quality. Cured in a specially designed ultraviolet oven, the finish fuses to the wood, forming a durable shield that provides a high level of scratch, stain, chemical, and heat resistance, plus a high level of clarity.

Chassis, storage, overheads, and veneer bases are finished with a 30 sheen, conversion varnish finish.

All colors and species are not available on all products. Please refer to front cover of price lists for availability of finishes.

For the technical specifications see the Finish System Guide & Technical specifications available at www.gunlocke.com/finishsystem.

CLEANING FINISH

Regular dusting and occasional cleaning are recommended to maintain your wood finish. To clean, dampen a soft cloth with luke warm water and gently wipe the wood in the direction of the grain. A mild solution of Murphy's oil soap and water may also be used. Avoid cleaners with oil, waxes, or silicones as they may create a hazy look.

WORKSURFACE UV FINISHES

Credentials worksurfaces feature two low emitting UV finish options that enhance the beauty of natural wood and ensures the depth, clarity, color consistency and durability throughout the life of the product.

OPEN PORE UV FINISH

The Gunlocke Open Pore UV Finish delivers a luxurious look-*and*-feel, while maintaining a high-level of durability and repairability.

- Open pore finish (natural texture of woodgrain is present)
- 20 sheen
- Water based UV cured finish with low emitting qualities
- Open pore finish allows for greater repairability

CLEARTECH™ FULL FILLED UV FINISH

The ClearTech™ finishing system is a full-filled UV finish that provides superior durability with strong water, chemical and heat resistance.



- Full-filled finish (provides exceptional depth and clarity)
- 40 sheen
- Water based UV cured finish with low emitting qualities
- Superior durability

HEIGHT REFERENCE

STANDARD UNIT HEIGHTS FOR CREDENTIALS:

unit	height
Worksurface	1 1/2
Layers Pedestal	20 3/16
Layers Pedestal + Worksurface	21 11/16
2H Pedestal	27 15/16
2H Pedestal + Worksurface	29 7/16

unit	height
3H Storage	43 7/16
4H Storage	57 7/16
5H Storage	75 15/16
6H Storage	84 7/16
1H Overhead	19 1/2
2H Overhead	28

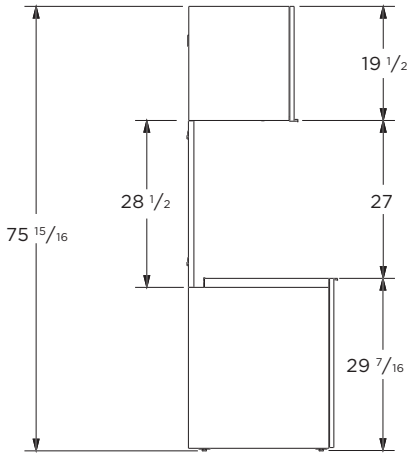

Standard Height Credenza
1 High Overhead

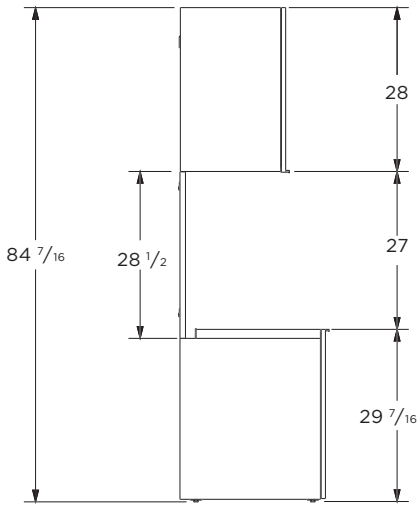

Standard Height Credenza
2 High Overhead

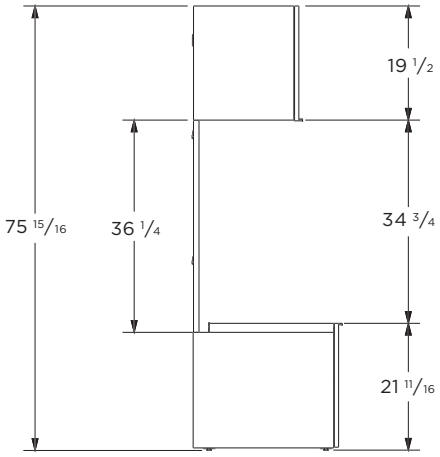

Layers Height Credenza
1 High Overhead

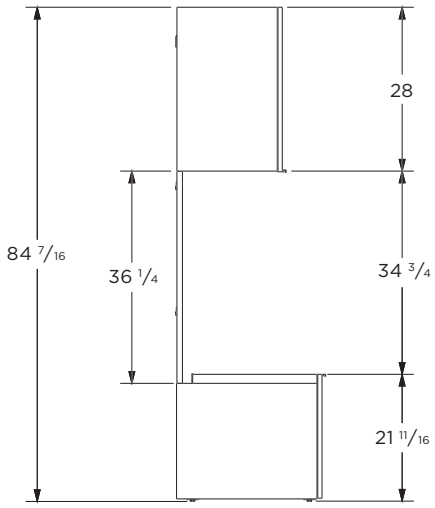

Layers Height Credenza
2 High Overhead

DESKTOP LEATHER INLAY AND GLASS INSERT LOCATIONS

Desks and Extensions are available with a leather inlay or a back painted glass insert.

option picks	
Standard Veneer	**TVN**
Leather Inlay	
White (+$1,378)	**TLW**
Black (+$1,378)	**TLB**
Chocolate (+$1,378)	**TLC**
Back Painted Glass Insert (Acid Etched)	
Ice White (+$1,929)	**TGW**
Black (+$1,929)	**TGB**
Muslin (+$1,929)	**TGM**

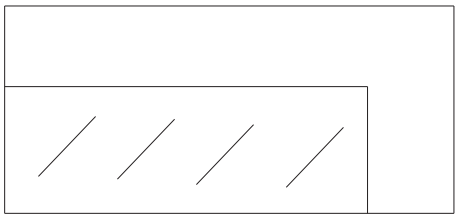

Freestanding Desk with Modesty Panel Base
(LH desk shown)
Ex. GAADTRM3672L-3WW

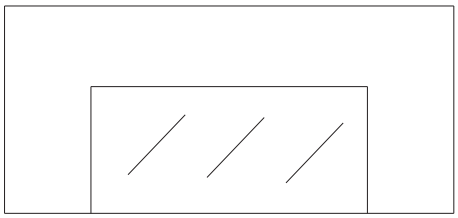

Freestanding Double Pedestal Desks &
Freestanding Miter Base Desk
Ex. GAADRO3672-32WW
GAADTRR3672-WW

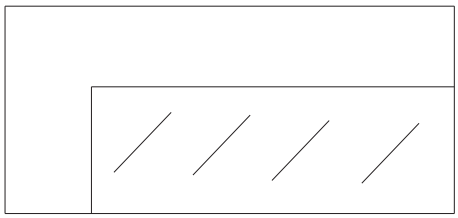

Freestanding Desk with Height Adjustable Base
(LH desk shown)
Ex. GAADTRA3672L-WW

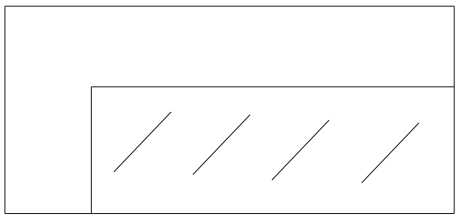

Single Pedestal Desks & All Extension Desks
(LH desk shown)
Ex. GAADRO3672L-3WW

WORKSURFACE VENEER GRAIN DIRECTIONS

WORKSURFACE VENEER GRAIN DIRECTIONS:

Note: All vertical faces on chassis and storage are vertical grain.

FREESTANDING DESK

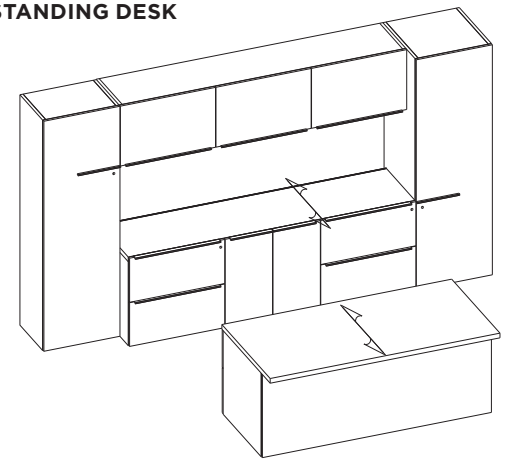

Freestanding Desk – short grain
Full Base Credenza – short grain

L STATION

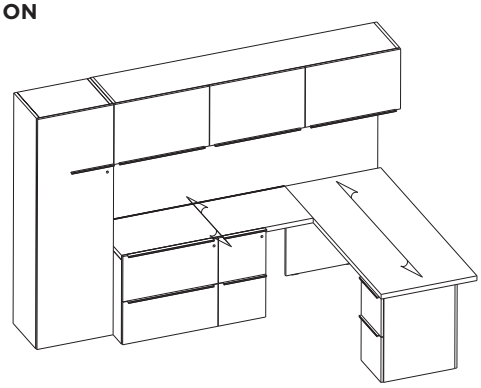

Single Pedestal Desk / Extension – long grain
Modular Return – short grain

U STATION

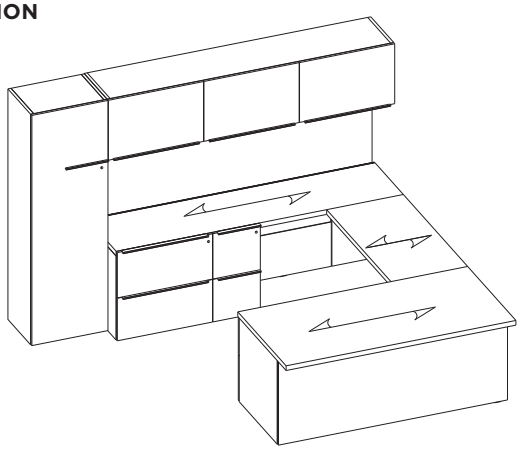

Single Pedestal Desk / Extension – long grain
Bridge –short grain
Modular Credenza –long grain

WORKSURFACE VENEER GRAIN DIRECTIONS

WORKSURFACE VENEER GRAIN DIRECTIONS:

Note: All vertical faces on chassis and storage are vertical grain.

LAYERS WORKWALL L STATION

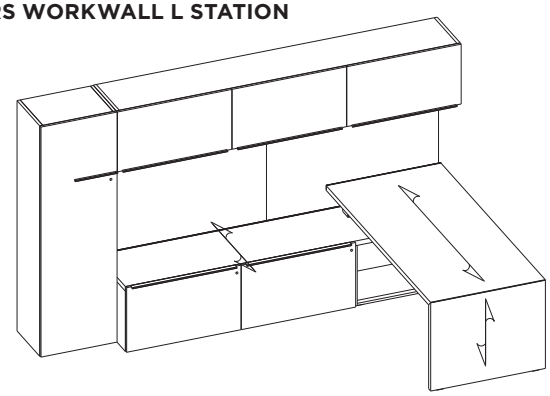

Layers Mitered Runoff Desk – long grain
Layers Full Bank Credenza – short grain

WORKWALL L STATION

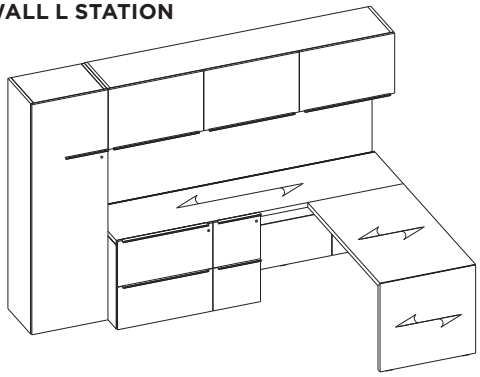

Mitered Runoff Desk – short grain
Modular Credenza – long grain

WORKWALL U STATION

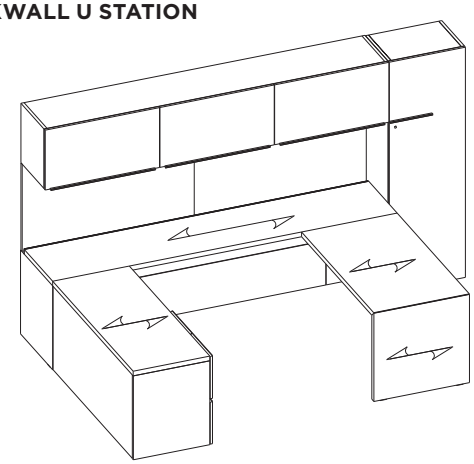

Mitered Runoff Desk –short grain
Modular Credenza – long grain
Modular Return – short grain

WORKSURFACE GROMMETS

Credentials worksurfaces are available with an optional grommet. Please see page 31 for grommet locations.

- Grommet is recessed into worksurface and includes a dampening mechanism for smooth open / close.
- Grommet door cover is available in veneer or back painted glass.
- A 1" slot is included for cords and/or monitor arm clamps.

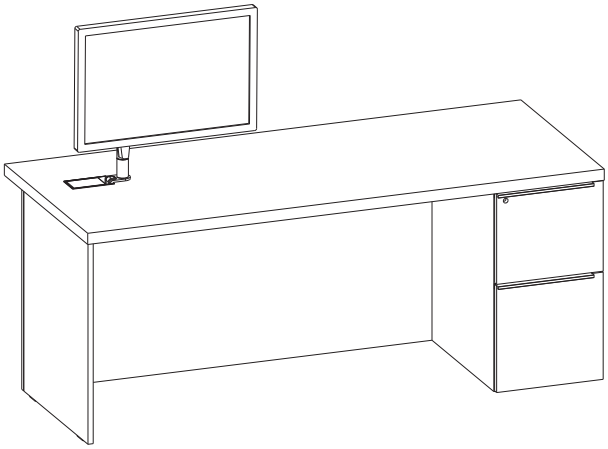

Grommet shown in Single Pedestal Desk with Monitor Arm

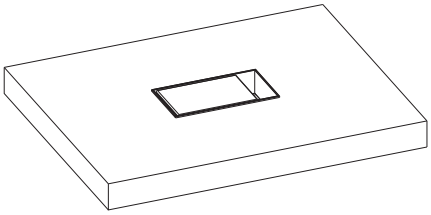

Grommet door closed

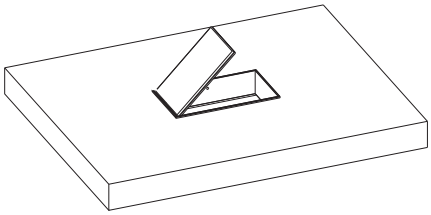

Grommet door open

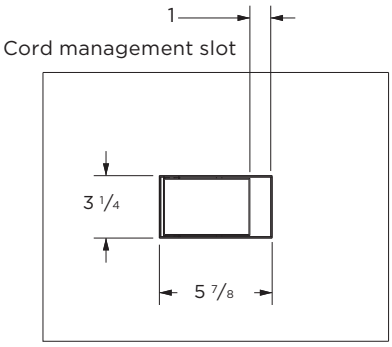

Grommet dimensions

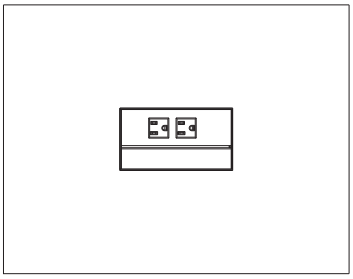

Top view shown with power unit – ACPWRT
ACPWRT must be ordered separately
(shown without door)

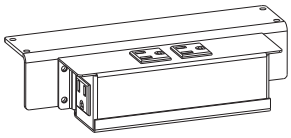

WORKSURFACE TROUGHS

The worksurface trough is integral to the design and configuration of the product.

- The trough provides a 1 11/16" gap for cords, power access, and monitor arm clamping.
- All trough worksurfaces include a metal pencil lip.
- The tackzone is recessed into trough area – below worksurface level and sits on end panel of pedestal/chassis.
- Plastic Trough Insert is required and must be ordered separately across entire length of trough (see page 131 to order).



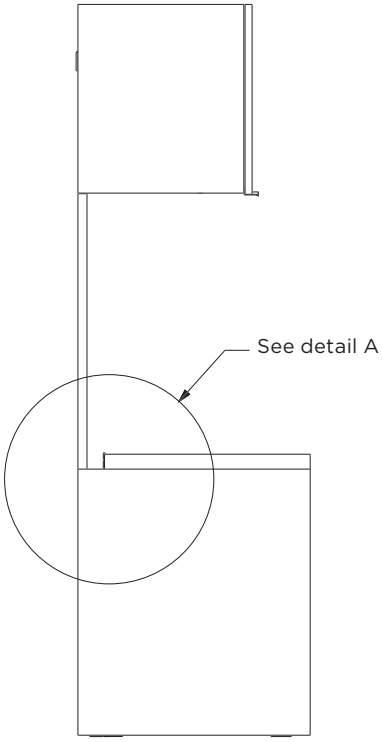

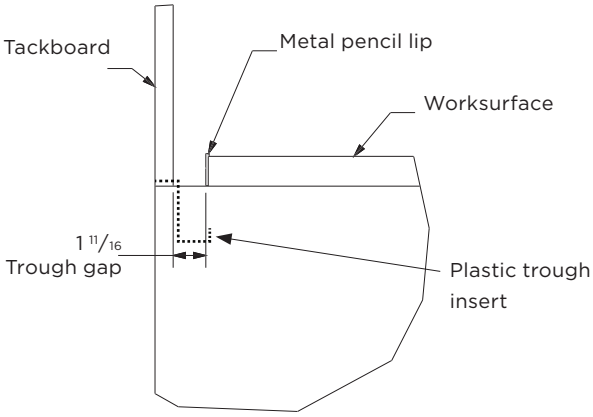

DETAIL A

A trough worksurface is REQUIRED in ALL tackzone applications.

- The trough can be on a single worksurface or span across multiple units.
- In situations where the trough spans multiple units, each individual unit MUST be specified with a trough worksurface.

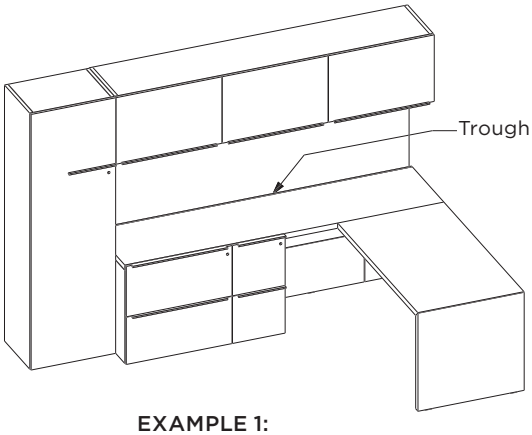

EXAMPLE 1:
Back edge of credenza

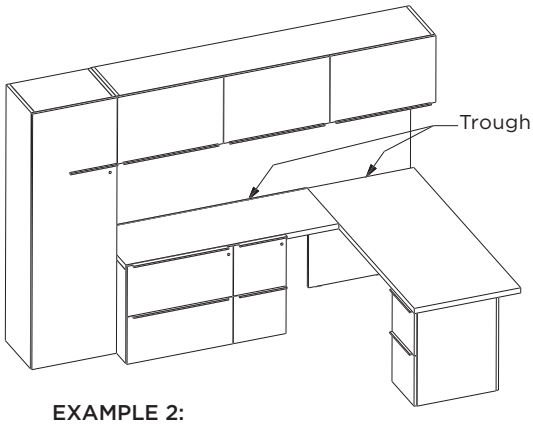

EXAMPLE 2:
Back edge of return
and
Left hand end of desk

METAL PULL LOCATIONS

Metal pull locations are shown below.
Left hand units shown where applicable.

DESK PEDESTALS

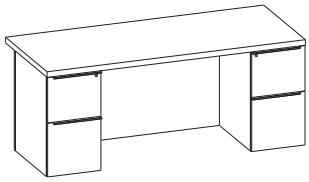

MODULAR PEDESTALS

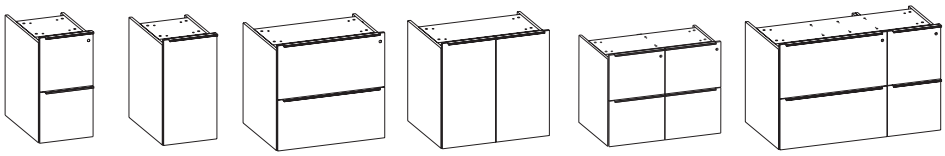

STORAGE

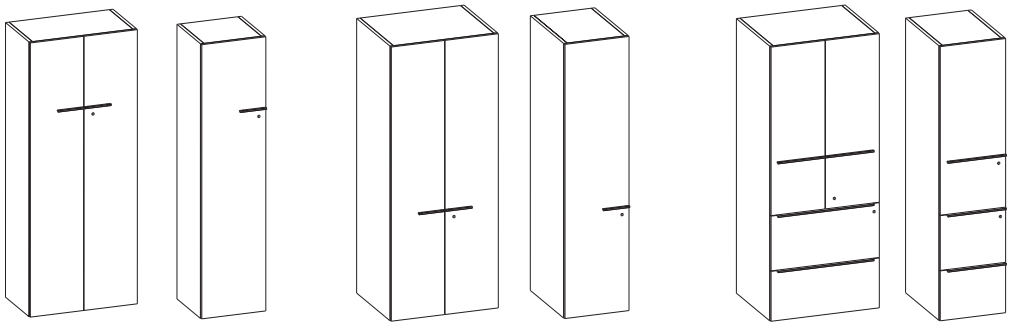

18D CLOSETS 24D CLOSETS



OVERHEADS

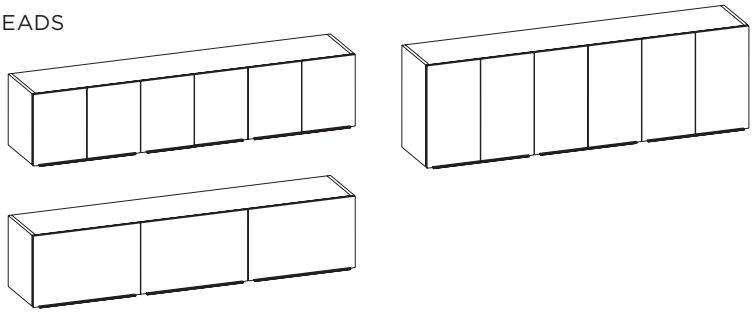

INTEGRAL WOOD PULL LOCATIONS

Integral wood pull locations are shown below.
Left hand units shown where applicable.

DESK PEDESTALS

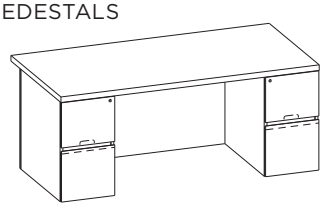

- - - - dashed line indicates bevel / hidden finger pull

MODULAR PEDESTALS

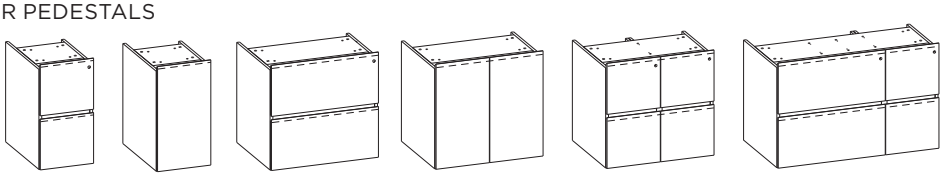

STORAGE

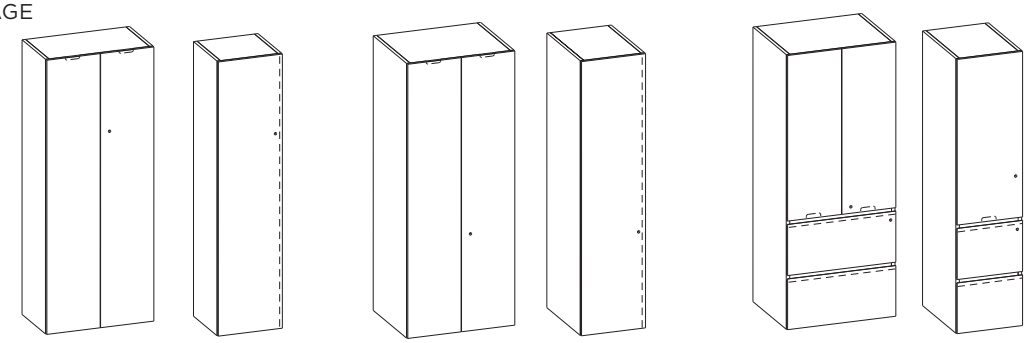

18D CLOSETS 24D CLOSETS



OVERHEADS

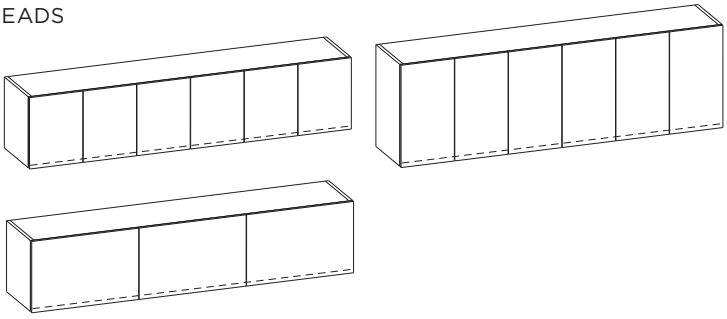

SPECIFICATION TIPS

STEP 1: SELECT CONFIGURATION

FREESTANDING DESK

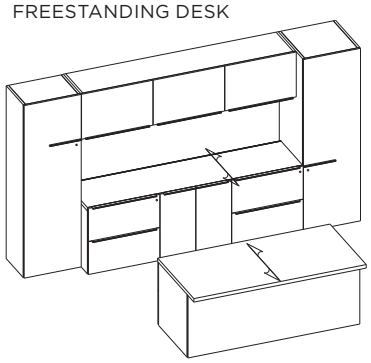

U STATION

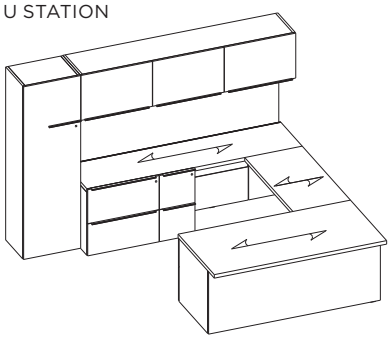

WORKWALL U STATION

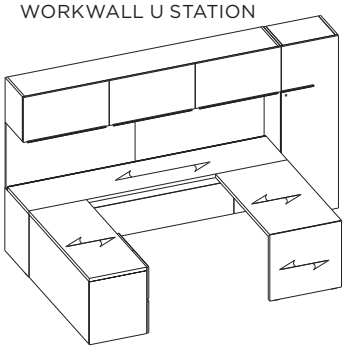

L STATION

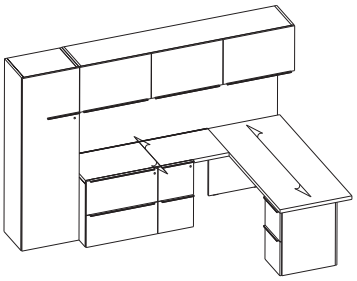

WORKWALL L STATION

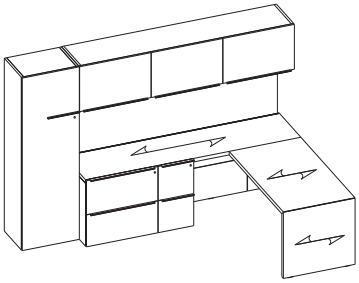

LAYERS WORKWALL L STATION

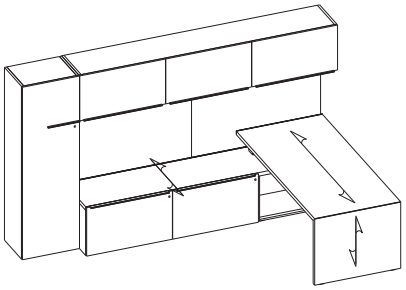

STEP 2: BEGIN WITH DESKING COMPONENTS

- Desk, extensions, runoffs, and full bank credenzas are unitized
- Credenzas and returns are built from modular components which must be specified separately

STEP 3: BE SURE TO SPECIFY TROUGH LOCATIONS ALONG ENTIRE LENGTH OF TACKZONE

- Plastic Trough Insert is REQUIRED and must be ordered separately across entire length of trough (see page 131 to order).

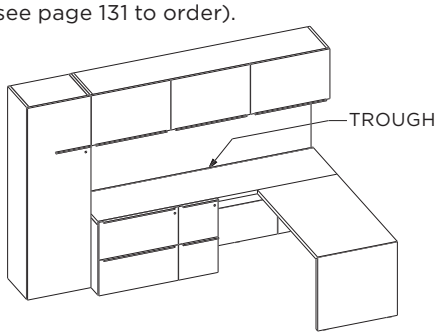

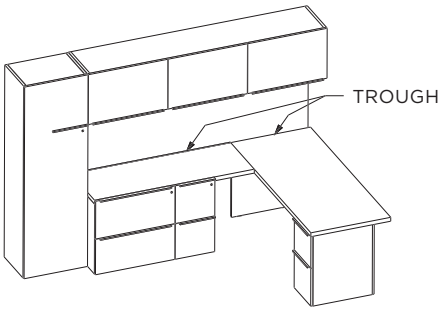

STEP 4: ADD FREESTANDING STORAGE

- Lateral files, bookcases, closets, storage box, and utility cabinets

STEP 5: ADD OVERHEADS AND TACKZONE

- Fabric tackboard, magnetic glass whiteboards, and wood tackzones are available
- Recessed tasklights are INCLUDED with all overhead cabinets

STEP 6: INSERT ACCESSORIES

- Leather box drawer inserts, power units, magnetic accessories, monitor arms, etc.

STEP 7: OFFICE # OPTION

- An office # option is included on all models ("OFC1" through "OFC199")
- Each individual office must be specified with its own unique office #
- All components for each office must be specified with the same office # option

GROMMET SPECIFICATIONS

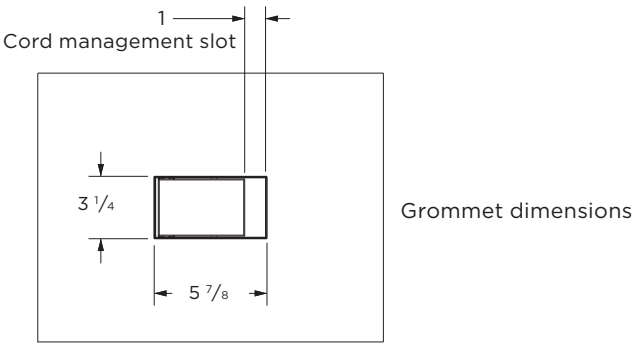

GROMMET LOCATIONS

Credenzas, Returns, Bridges

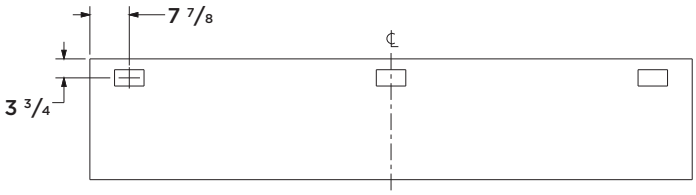

Pedestal Desks and Run-offs; Miter Desks, Extensions, and Run-offs; Slab Base Extensions and Run-offs

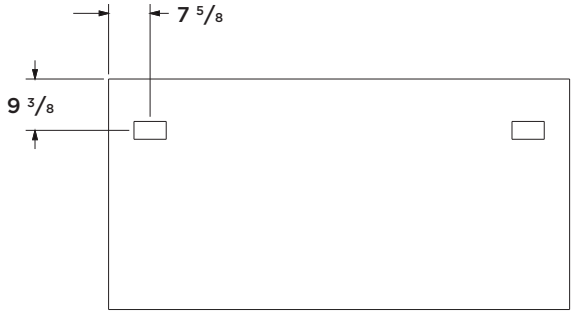

Stainless Metal Base Desks, Extensions, and Runoffs

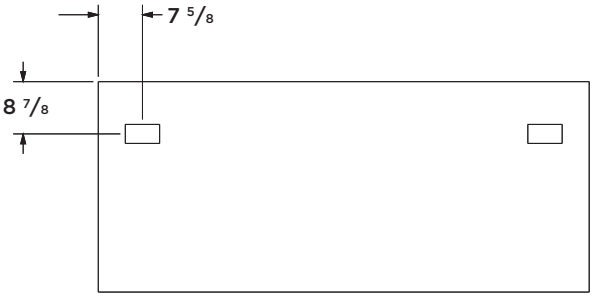

Layers Run-off Tops

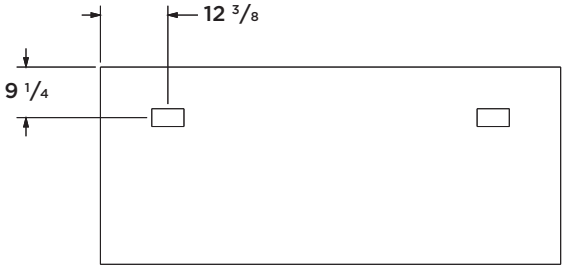

Height Adjustable Desks

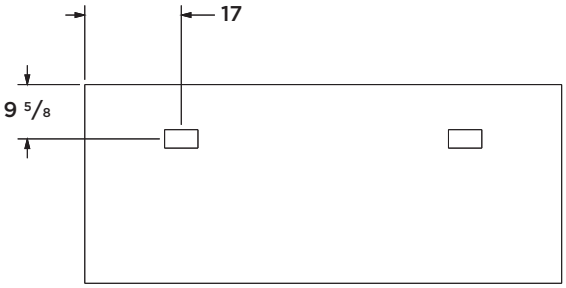

Height Adjustable Extensions

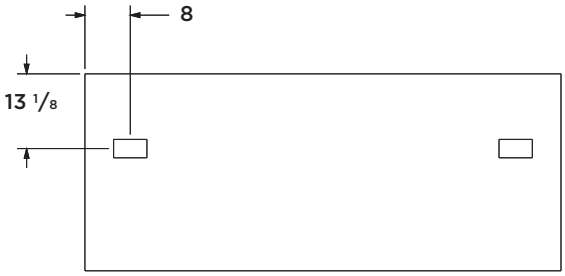

WIRE MANAGEMENT

GROMMET LOCATIONS

Modesty Panel Base Desks

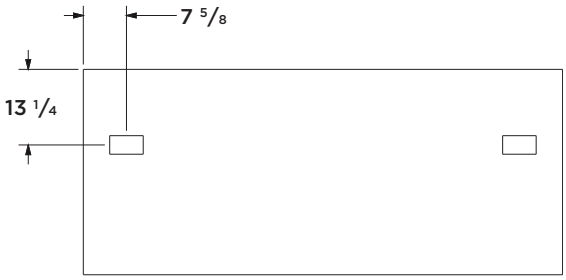

Modesty Panel Base Extensions (No Trough)



Modesty Panel Base Extensions (Trough End)

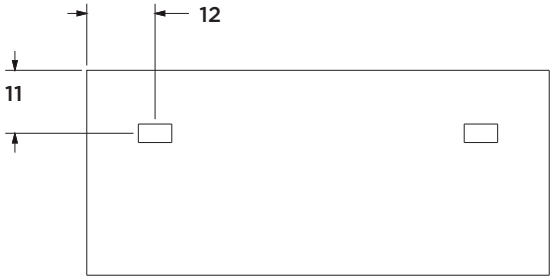

PRODUCT SPECIFICATIONS

HEIGHT ADJUSTABLE WORKSURFACES

Worksurfaces are actual widths. A 1" clearance gap is required for any height adjustable top on all sides. Moving worksurfaces can collide with other components. It is important to ensure free range of motion prior to operating the table. Please contact Gunlocke's Tailored Solutions department (GUNTS) for special worksurface size requirements if standard models do not provide 1" gaps. Adjacent worksurfaces need to be self supporting. A wall mount bracket may be used, see page 124.

HEIGHT ADJUSTABLE BASE

Electric height adjustable base unit is avaiable in a 2-Stage lifting column with an offset C-Leg design. The height adjustable base is a compact 2-part lifting column. A lifting column is an electric linear actuator integrated into a stable guide. The sophisticated motor system is completely hidden inside the column. 2-Stage models travel at 1.5" per second. Motor devices have a continuous cycle time of 2 minutes with an 18 minute rest period before it can be cycled again. The control box is powered by 110-120V /60Hz /4A. Standby power is < 0.1 Watts. Standard plug power cords are 10' length. Load capacity is 300 pounds for 2-leg height adjustable models, including weight of worksurface. Pedestals taller than 24 ½" when placed under the height adjustable table will limit range in lowest position. Footplate is ½" thick by 3" wide steel and is bolted to the lifting column. All tables have adjustable glides providing ½" adjustment.

MEMORY CONTROL

The memory handset has a modern design. The up and down buttons are "user-friendly" as they are shaped according to the functiun, meaning that the user can feel the difference and it is not necessary to look at the control when operating the system. The memory handset allows for 3 programmable user heights. The handset has a digital display for height read out in either centimeters or inches. To save power the display switches off when not in use, putting the memory control into standby mode.

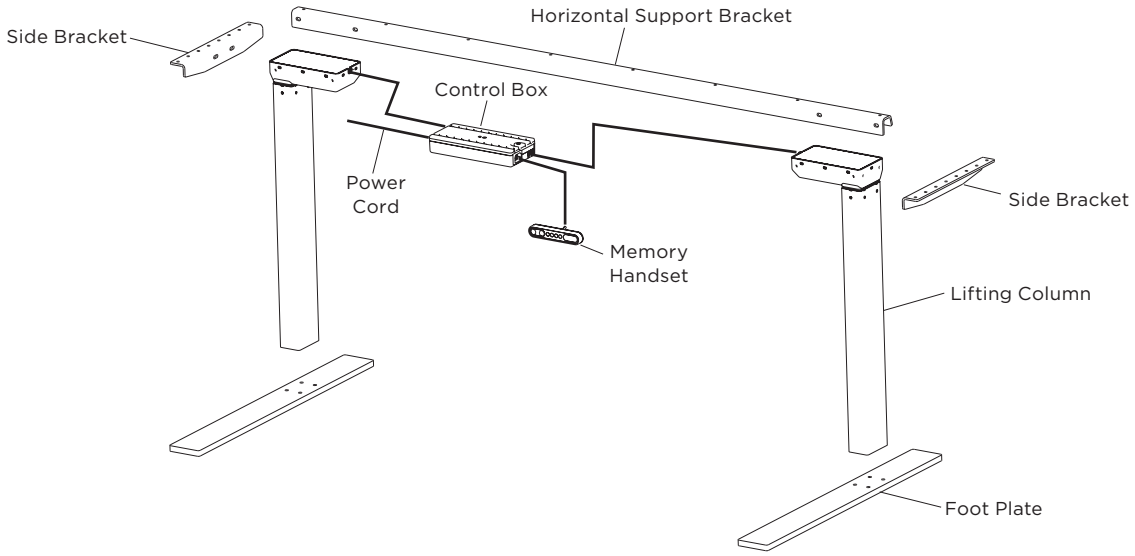

NOTES

NOTES

NOTES

TYPICALS

Typicals 39-62
Freestanding Desk Office Layouts 40-44
L Workwall Office Layouts 45-53
U Station Office Layouts 54-57
Height Adjustable Office Layouts 58-59

FREESTANDING DESK 1

14′ x 20′ office

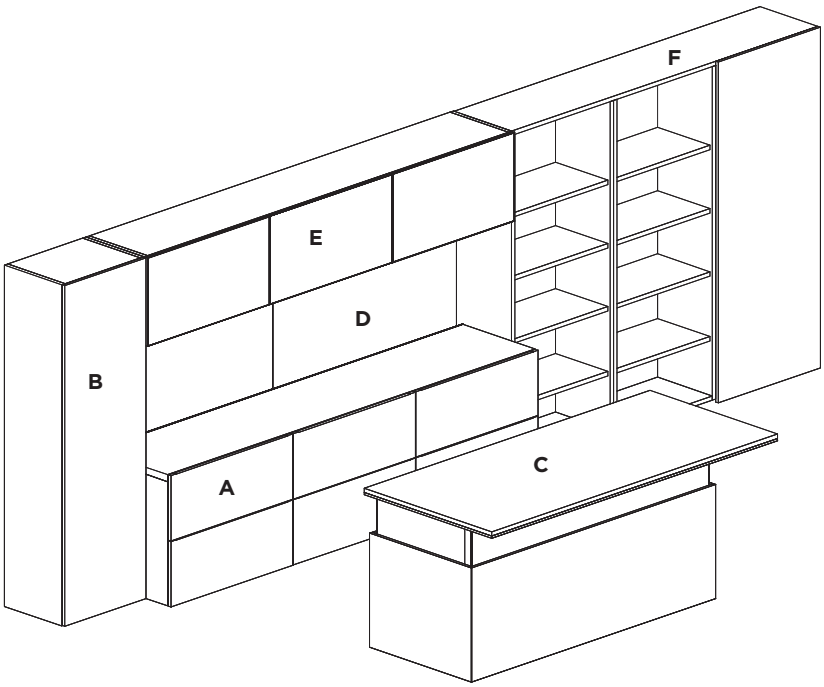

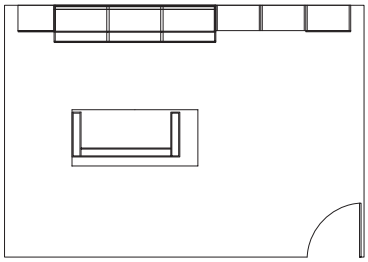

item	page	model number	description	qty	veneer 1	veneer 2
A	126	**GAACFS24108T-444WW**	Full Bank Crd 24D 108W -444, Trough Back	1	8,457	9,303
B	142	**GAACLD5H1824L-WW**	Closet Coat Hk/Shelves 5H 18D 24W, LH	1	4,275	4,703
C	68	**GAADTRA3684L-WW**	Tbl Dsk 36D 84W Hgt Adj Base, LH	1	9,128	10,041
D	162	**GAATGW108-GSA**	Wall Mnt Whtbrd 28H 108W, 2-Pc	1	3,357	3,357
E	150	**GAAWCF1H108-WW**	WM Cab 1H 108W, Wd Cab, Wd Soft Lift Dr	1	6,332	6,965
F	SPL	**SPL-GAA-BKNS-WG**	SPL Bkcs 5H 90W, w/ Sliding Dr, Glass Inserts	1	14,365	15,807
G	131	**GAATROUGH108**	108″ Black Trough Insert	1	156	156
					46,070	**50,332**

Note: option upcharges are not included in list prices shown

Contact GUNTS for all special models

FREESTANDING DESK 2

14′ x 14′ office

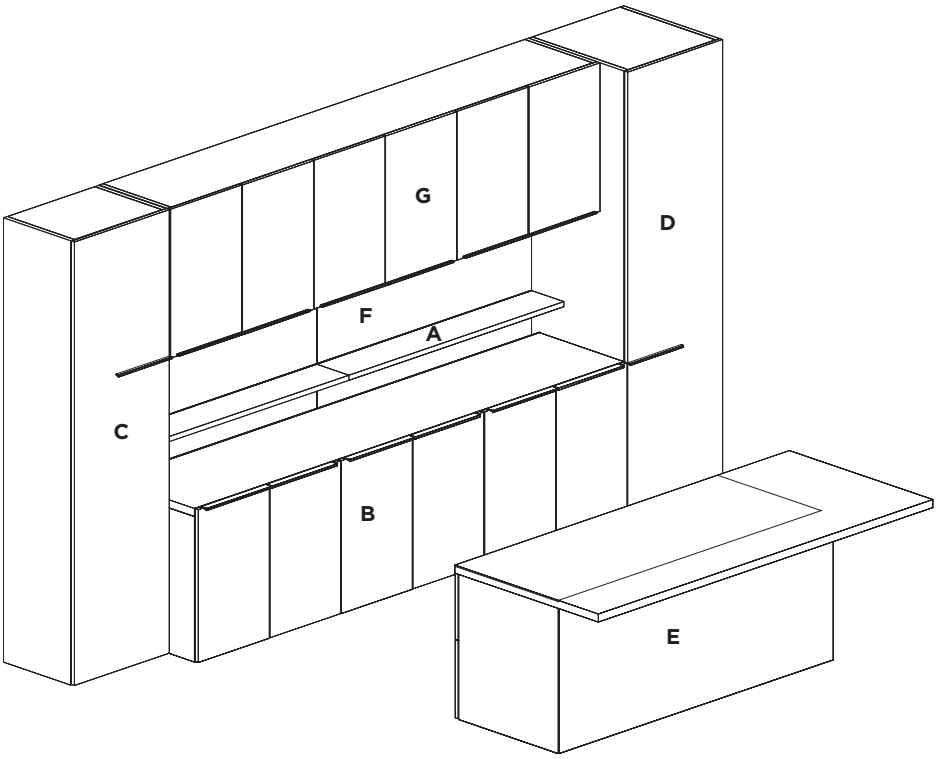

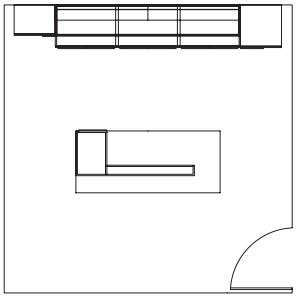

item	page	model number	description	qty	veneer 1	veneer 2
A	174	**GAAASF8108-W**	Shelf For Segment Tackzone 8D 108W, 2pc	1	1,182	1,300
B	126	**GAACFS24108T-555WW**	Full Bank Crd 24D 108W -555, Trough Back	1	7,600	8,360
C	143	**GAACLD6H1824L-WW**	Closet Coat Hk/Shelves 6H 18D 24W, LH	1	4,789	5,268
D	145	**GAACLD6H2424R-WW**	Closet Cl Rod/Shelves 6H 24D 24W, RH	1	5,040	5,544
E	67	**GAADTRM3684R-3WW**	Tbl Dsk 36D 84W Mod Pnl Base, RH -3	1	5,066	5,573
F	166	**GAATGW108-LXGSA**	WM Whtbrd 28H 108W, 1 Low Shlf, 2pc	1	3,861	3,861
G	SPL	**SPL-GAA-WCH-WW**	SPL Wall Mnt Cab 2H 108W, Wd Hngd Drs	1	8,449	9,297
H	131	**GAATROUGH108**	108″ Black Trough Insert	1	156	156
					36,143	**39,359**

Note: option upcharges are not included in list prices shown

Contact GUNTS for all special models

FREESTANDING DESK 3

14′ x 35′ office

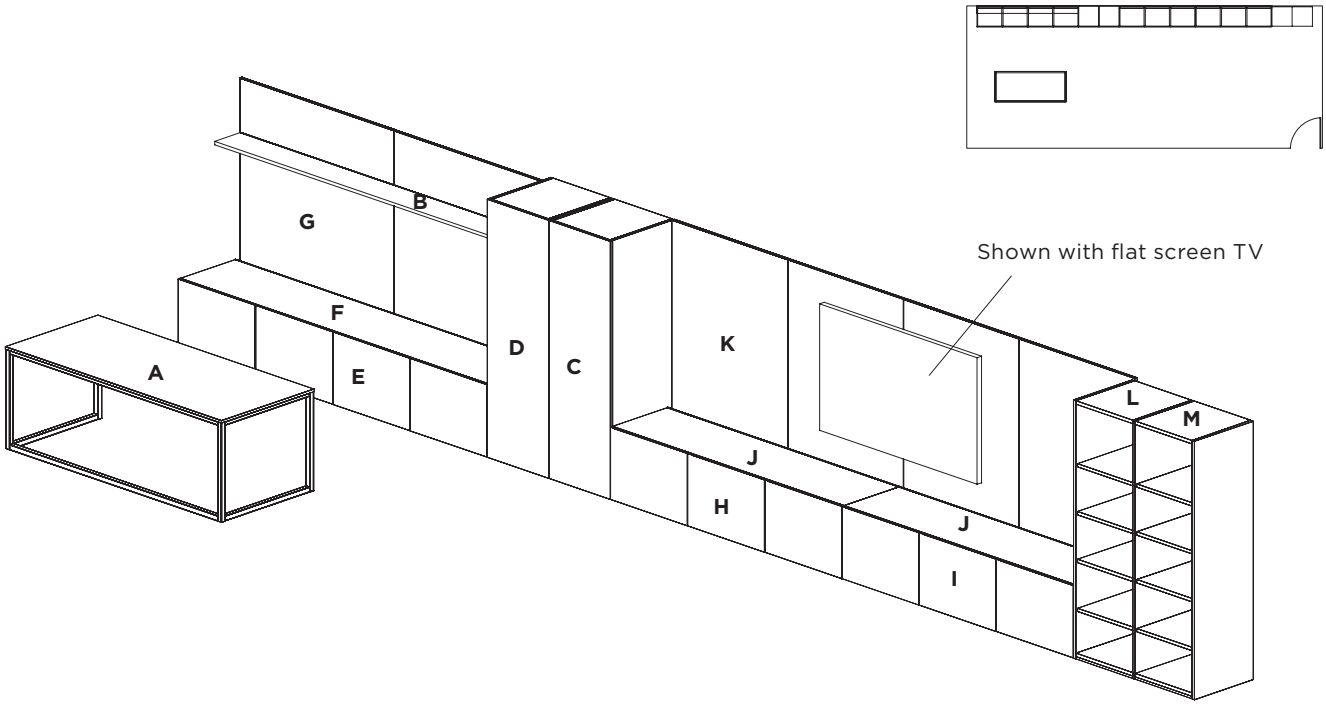

item	page	model number	description	qty	veneer 1	veneer 2
A	65	**GAADTRL3684-S**	Tbl Dsk 36D 84W Mtl Cube Base, Subtop Only	1	4,660	4,660
B	174	**GAAASF8120-W**	Shelf For Segment Tackzone 8D 120W, 2pc	1	1,526	1,679
C	144	**GAACLD5H2424L-WW**	Closet Cl Rod/Shelves 5H 24D 24W, LH	1	4,501	4,951
D	144	**GAACLD5H2424R-WW**	Closet Cl Rod/Shelves 5H 24D 24W, RH	1	4,501	4,951
E	SPL	**SPL-GAA-CFST-W**	SPL Layers Full Bnk, 24D 120W -PBBT, Trgh Back (MN)	1	8,647	9,515
F	SPL	**SPL-GAA-ACCESS**	SPL Cred Glass Top 120W	1	6,467	6,620
G	SPL	**SPL-GAA-TWDW**	SPL Layers WM Wood Tack 120W, 2pc	1	4,242	4,668
H	SPL	**SPL-GAA-CFST-W**	SPL Layers Full Bnk 24D 90W -BBB, Trough Back (MN)	1	6,826	7,511
I	SPL	**SPL-GAA-CFST-W**	SPL Layers Full Bnk 24D 90W -BBB, Trough Back (MN)	1	6,826	7,511
J	SPL	**SPL-GAA-ACCESS**	SPL Cred Glass Top 90W	2	8,748	8,955
K	SPL	**SPL-GAA-TCKBRD**	SPL Layers WM Tackboard, 4pc (with TV cut-out)	1	3,042	3,114
L	SPL	**SPL-GAA-BKNW**	SPL Bkcs 5H 24D 24W	1	4,242	4,668
M	SPL	**SPL-GAA-BKNW**	SPL Bkcs 5H 24D 24W	1	4,242	4,668
N	131	**GAATROUGH120**	120″ Black Trough Insert	1	160	160
O	131	**GAATROUGH90**	90″ Black Trough Insert	2	150	300
					68,780	**73,931**

Note: option upcharges are not included in list prices shown

Contact GUNTS for all special models

FREESTANDING DESK 4

14′ x 15′ office

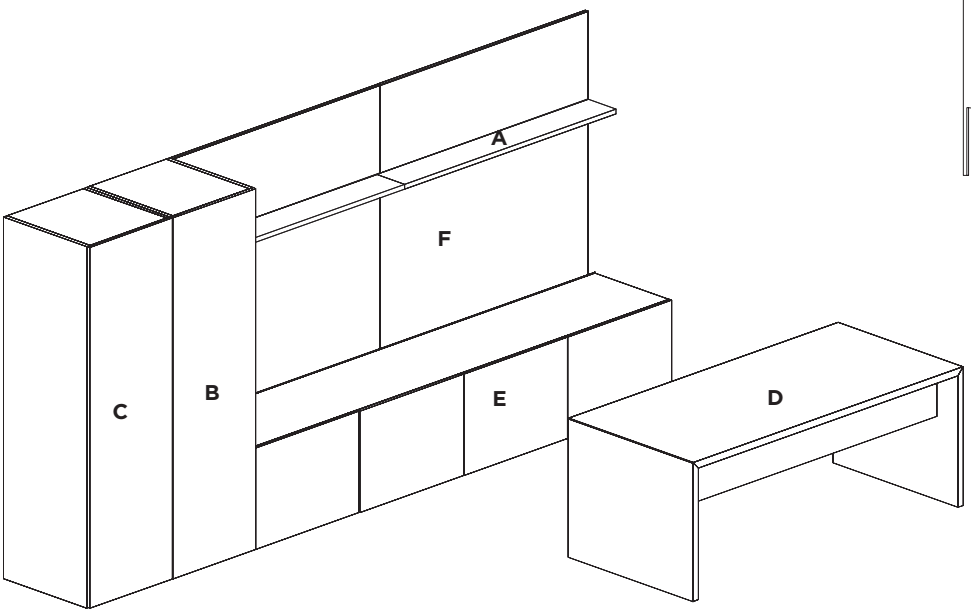

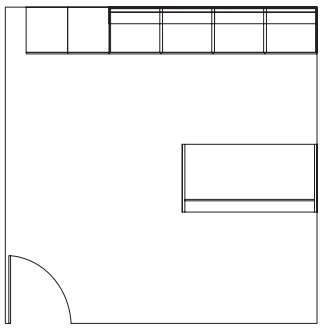

item	page	model number	description	qty	veneer 1	veneer 2
A	174	**GAAASF8120-W**	Shelf For Segment Tackzone 8D 120W, 2pc	1	1,526	1,679
B	144	**GAACLD5H2424L-WW**	Closet Cl Rod/Shelves 5H 24D 24W, LH	1	4,501	4,951
C	144	**GAACLD5H2424R-WW**	Closet Cl Rod/Shelves 5H 24D 24W, RH	1	4,501	4,951
D	SPL	**SPL-GAA-DSK-NOPED-W**	SPL Tbl Dsk Miter Pnl Base, Glass Mod	1	6,389	7,030
E	SPL	**SPL-GAA-CFS-T-W**	SPL Layers Full Bnk 24D 120W -BBBB, Trgh Back (MN)	1	8,961	9,861
F	SPL	**SPL-GAA-WHTBRD**	SPL Layers Wall Mnt Whtbrd 120W, 2Pc	1	6,808	6,969
G	131	**GAATROUGH120**	120″ Black Trough Insert	1	160	160
					32,846	**35,601**

Note: option upcharges are not included in list prices shown

Contact GUNTS for all special models

FREESTANDING DESK 5

15′ x 15′ office

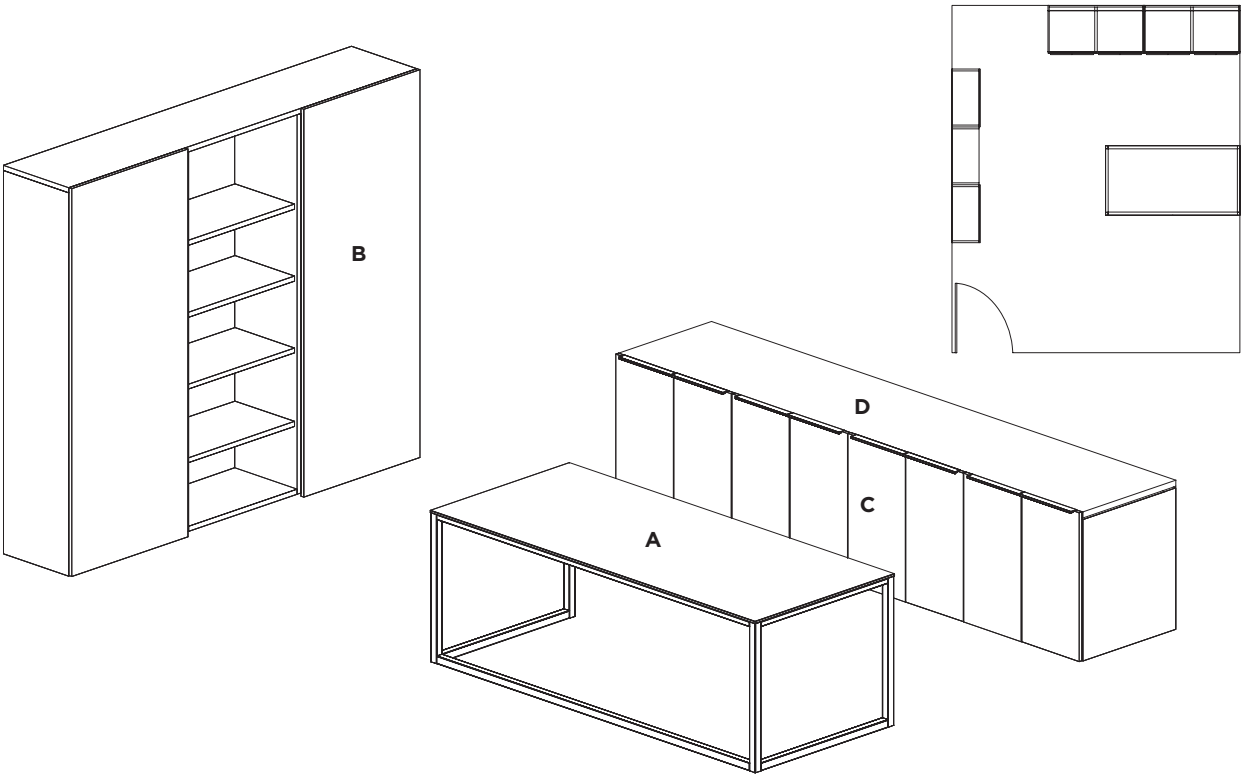

item	page	model number	description	qty	veneer 1	veneer 2
A	65	**GAADTRL3684-G**	Tbl Dsk 36D 84W Mtl Cube Base, Gls Top	1	9,553	9,553
B	SPL	**SPL-GAA-BKNS-WG**	SPL Bkcs 5H 90W, Sliding Gls Dr	1	13,193	14,517
C	SPL	**SPL-GAA-CFST-W**	SPL Full Bank Cred 24D 120W -5555, Trough Bk (MN)	1	8,416	9,261
D	SPL	**SPL-GAA-ACCESS**	SPL Cred Glass Top 120W	1	6,467	6,620
E	131	**GAATROUGH120**	120″ Black Trough Insert	1	160	160
					37,789	**40,111**

Note: option upcharges are not included in list prices shown

Contact GUNTS for all special models

L WORKWALL STATION 1

10′ x 18′ office

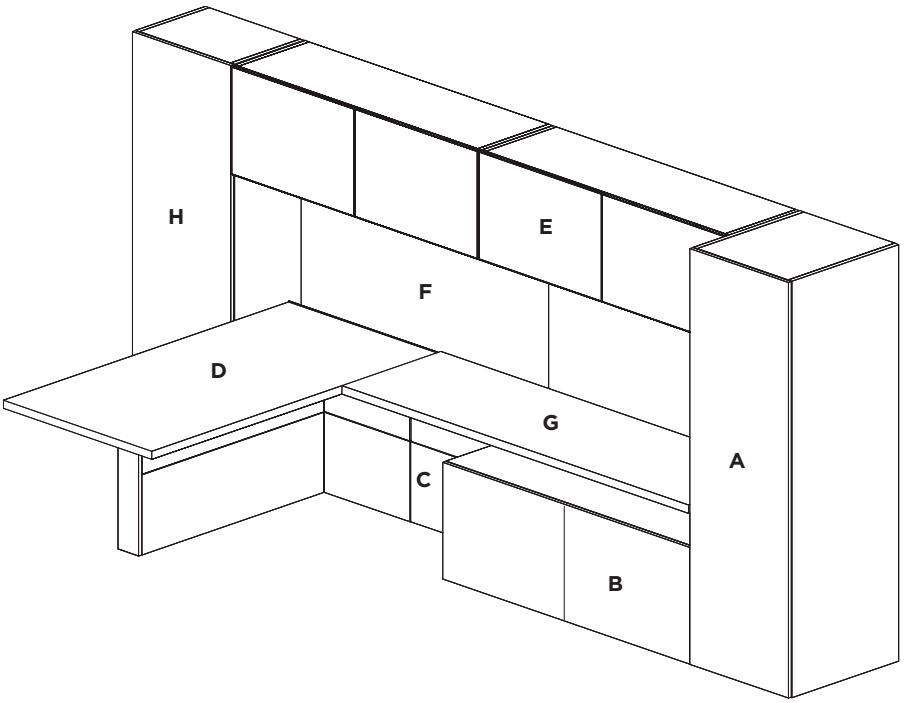

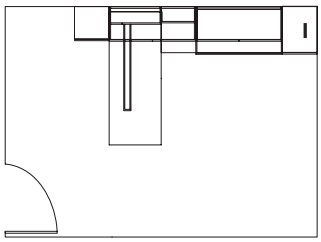

item	page	model number	description	qty	veneer 1	veneer 2
A	144	**GAACLD5H2424R-WW**	Closet Cl Rod/Shelves 5H 24D 24W, RH	1	4,501	4,951
B	105	**GAAMPW2460R-BBW**	Modular Ped 60W RH -BB	1	3,898	4,288
C	122	**GAAMRA24-W**	Modular Rtn Wall Acc Pnl 24W	1	1,002	1,102
D	76	**GAAXRM3672TL-W**	Ext Dsk 36D 72W LH, Mod Pnl Base, Trough End	1	4,058	4,464
E	151	**GAAWCF1H60-WG**	Wall Mnt Cab 1H 60W, Soft Lift Gls Drs	2	9,768	10,744
F	168	**GAATWD120**	Wall Mnt Wd Tack 28H 120W	1	2,315	2,547
G	SPL	**SPL-GAA-RWKSF-T**	SPL Modular Rtn Wksf 24D 84W, Trough Back	1	1,355	1,491
H	SPL	**SPL-GAA-CLST-WG**	SPL Closet Cl Rod/Shelves 5H 24D 24W, LH, Gls Dr	1	5,359	5,897
I	131	**GAATROUGH120**	120″ Black Trough Insert	1	160	160
					32,416	**35,644**

Note: option upcharges are not included in list prices shown

Contact GUNTS for all special models

L WORKWALL STATION 2

12′ x 18′ office

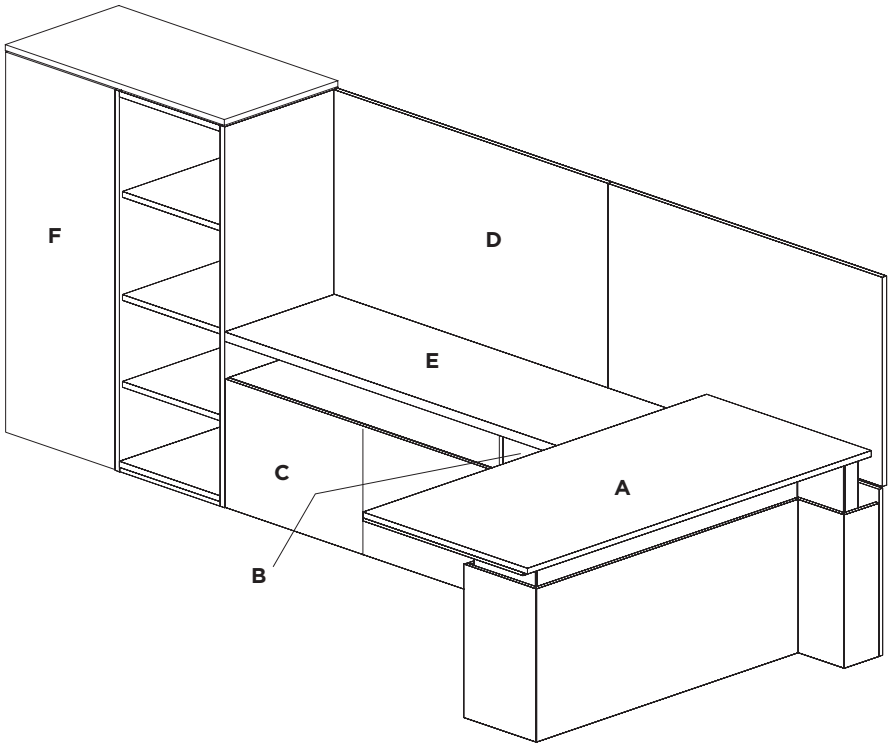

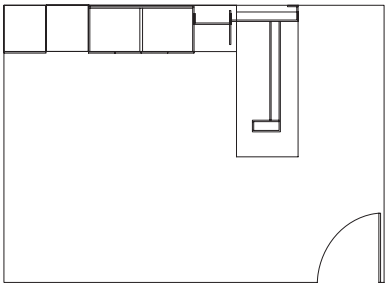

item	page	model number	description	qty	veneer 1	veneer 2
A	79	**GAAXRA3678TR-W**	Ext Dsk 36D 78W RH, Hgt Adj Base, Trough End	1	8,624	9,486
B	122	**GAAMRA21-W**	Modular Rtn Wall Acc Pnl 21W Wd	1	972	1,069
C	99	**GAAMPW2460L-BBW**	Modular Ped 60W LH -BB	1	3,898	4,288
D	168	**GAATWD120**	Wall Mnt Wd Tack 28H 120W	1	2,315	2,547
E	SPL	**SPL-GAA-WKSF-T**	SPL Modular Rtn Wksf 24D 84W, Trough Back	1	1,355	1,491
F	SPL	**SPL-GAA-BKNS-W**	SPL Bkcs 4H 24D 48W, Sliding Gls Dr	1	8,569	9,429
G	131	**GAATROUGH120**	120″ Black Trough Insert	1	160	160
					25,893	**28,470**

Note: option upcharges are not included in list prices shown

Contact GUNTS for all special models

L WORKWALL STATION 3

10′ x 14′ office

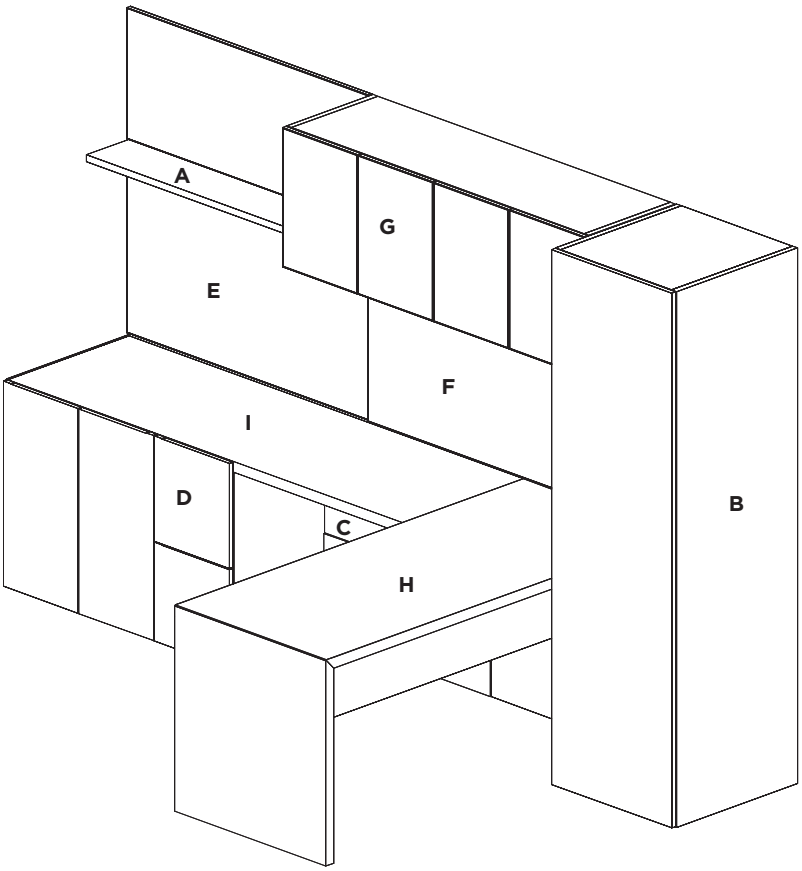

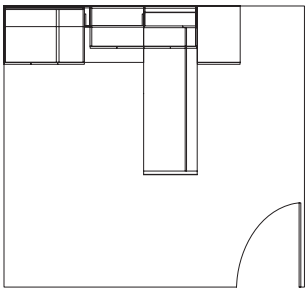

item	page	model number	description	qty	veneer 1	veneer 2
A	174	**GAAASF848-W**	Shelf For Segment Tackzone 8D 48W	1	670	737
B	144	**GAACLD5H2424R-WW**	Closet Cl Rod/Shelves 5H 24D 24W, RH	1	4,501	4,951
C	120	**GAAMCA33-W**	Modular Cred Wall Acc Pnl 33W	1	1,098	1,208
D	98	**GAAMPW2445L-52W**	Modular Ped 45W LH -52	1	3,522	3,874
E	173	**GAATWD1H48-X**	Wall Mnt Wd Tack 1H 48H 48W 1 Shlf	1	1,933	2,126
F	158	**GAATKW60**	Wall Mnt Tkbrd 28H 60W	1	661	661
G	149	**GAAWCH1H60-WG**	Wall Mnt Cab 1H 60W, Wd Cab, Gls Hng Drs	1	4,683	5,151
H	81	**GAAXRR3072TR-W**	Ext Dsk 30D 72W RH, Miter Pnl Base, Trough End	1	3,599	3,959
I	SPL	**SPL-GAA-RWKSF-T-W**	SPL Modular Rtn Wksf 24D 78W, Trough Back	1	1,294	1,424
J	131	**GAATROUGH108**	108″ Black Trough Insert	1	156	156
					22,117	**24,247**

Note: option upcharges are not included in list prices shown

Contact GUNTS for all special models

L WORKWALL STATION 4

12′ x 15′ office

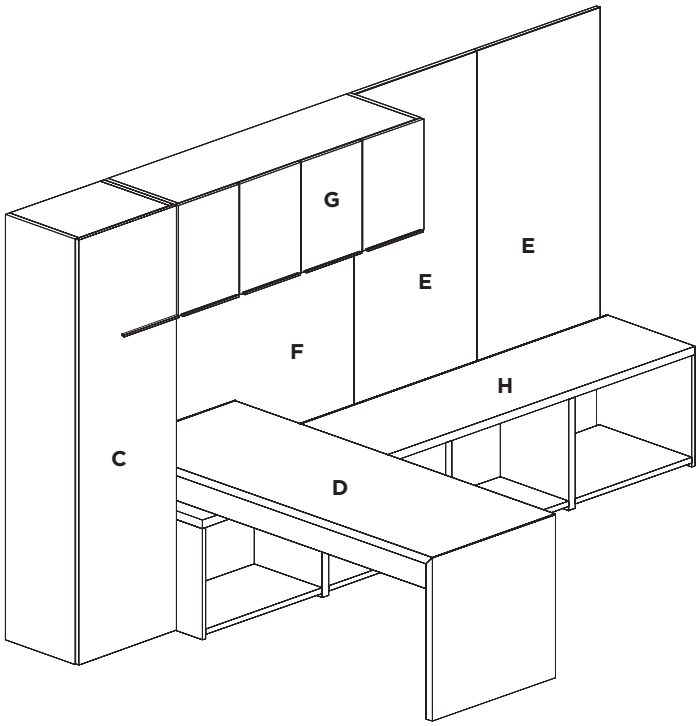

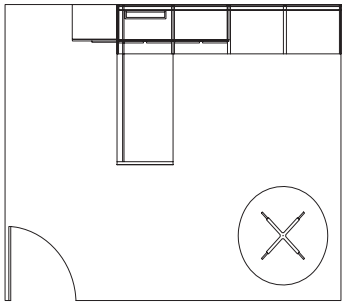

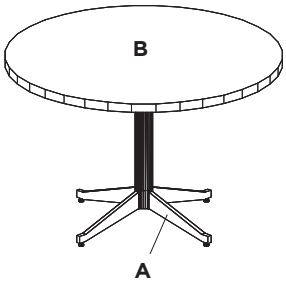

item	page	model number	description	qty	veneer 1	veneer 2
A	176	**BSXBASE32**	X-Base 1100-SQ32 Satin Nickel, 42-48 Dia Tops	1	2,812	2,812
B	175	**GAATRD48-W**	Rnd Tbl 48 Dia	1	3,000	3,300
C	142	**GAACLD5H1824L-WW**	Closet Coat Hk/Shelves 5H 18D 24W, LH	1	4,275	4,703
D	84	**GAARLRR3078L-W**	Layers Run Dsk 30D 78W LH, Miter Pnl Base	1	3,372	3,709
E	165	**GAATLGW1H30-GSA**	Layers Wall Mnt Whtbrd 1H 56H 30W	2	4,200	4,200
F	164	**GAATLGW60-GSA**	Layers Wall Mnt Whtbrd 36H 60W	1	2,100	2,100
G	148	**GAAWCH1H60-WW**	Wall Mnt Cab 1H 60W, Wd Hng Drs	1	4,159	4,575
H	SPL	**SPL-GAA-CFST-W**	SPL Layers Full Bnk Crd -SH, Trough Back (MN)	1	4,968	5,467
I	131	**GAATROUGH120**	120″ Black Trough Insert	1	160	160
					29,046	**31,026**

Note: option upcharges are not included in list prices shown

Contact GUNTS for all special models

L WORKWALL STATION 5

12′ x 18′ office

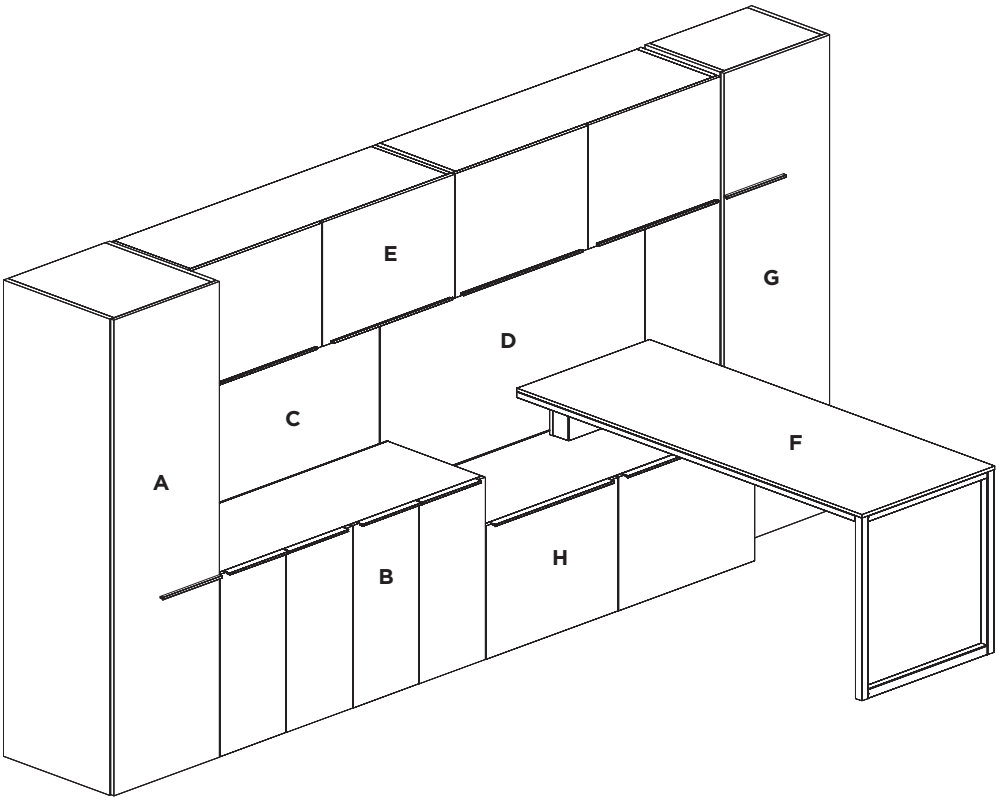

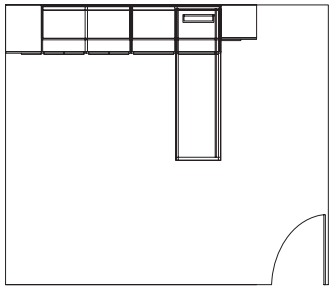

item	page	model number	description	qty	veneer 1	veneer 2
A	144	**GAACLD5H2424L-WW**	Closet Cl Rod/Shelves 5H 24D 24W, LH	1	4,501	4,951
B	125	**GAACFS2460T-55WW**	Full Bank Cred 24D 60W -55, Trough Back	1	4,586	5,045
C	162	**GAATGW60-GSA**	Wall Mnt Whtbrd 28H 60W	1	1,835	1,835
D	164	**GAATLGW60-GSA**	Layers Wall Mnt Whtbrd 36H 60W	1	2,100	2,100
E	150	**GAAWCF1H60-WW**	Wall Mnt Cab 1H 60W, Wd Soft Lift	2	8,666	9,532
F	83	**GAARLRL3078R-W**	Layers Run Dsk 30D 78W RH, Mtl Cube Base	1	4,485	4,934
G	142	**GAACLD5H1824R-WW**	Closet Coat Hk/Shelves 5H 18D 24W, RH	1	4,275	4,703
H	SPL	**SPL-GAA-CFST-W**	SPL Layers Full Bank 2460 -BB, Trough Back (MN)	1	3,998	4,400
I	131	**GAATROUGH120**	120″ Black Trough Insert	1	160	160
					34,606	**37,660**

Note: option upcharges are not included in list prices shown

Contact GUNTS for all special models

L WORKWALL STATION 6

12′ x 15′ office

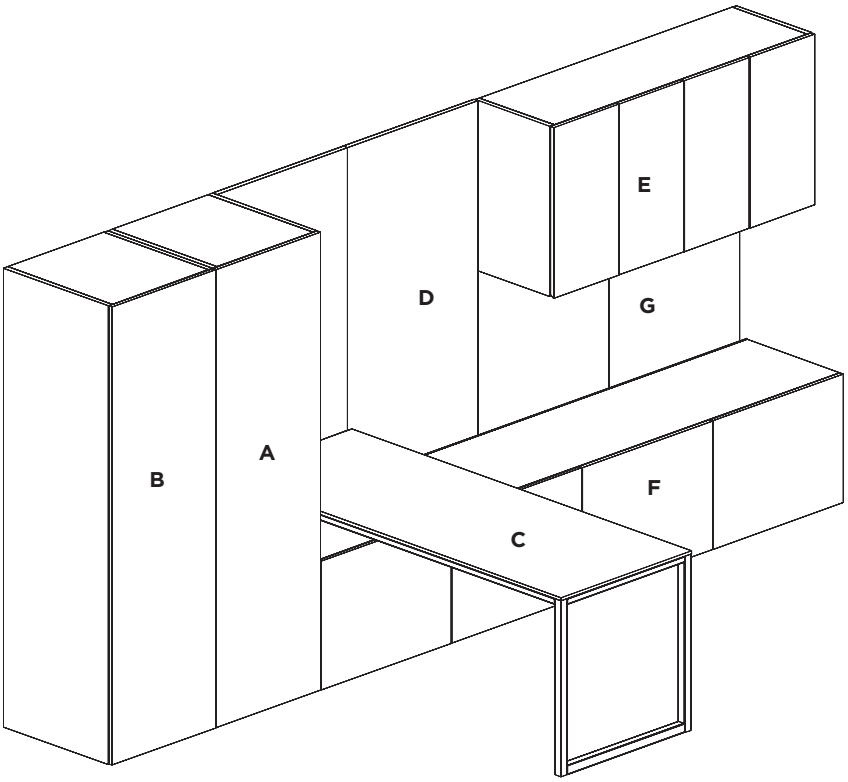

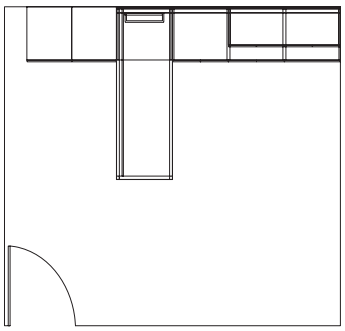

item	page	model number	description	qty	veneer 1	veneer 2
A	144	**GAACLD5H2424L-WW**	Closet Cl Rod/Shelves 5H 24D 24W, LH	1	4,501	4,951
B	144	**GAACLD5H2424R-WW**	Closet Cl Rod/Shelves 5H 24D 24W, RH	1	4,501	4,951
C	82	**GAARLRL3078L-W**	Layers Run Dsk 30D78W LH, Mtl Cube Base	1	4,485	4,934
D	165	**GAATLGW1H30-GSA**	Layers Wall Mnt Whtbrd 1H 56H 30W	2	4,200	4,200
E	154	**GAAWCH2H60-WW**	WM Cab 2H 60W, Wd Cab, Wd Hng Drs	1	5,054	5,559
F	SPL	**SPL-GAA-CFST-W**	SPL Layers Full Bnk 24D 120W -BBBB, Trgh Back (MN)	1	8,931	9,827
G	SPL	**SPL-GAA-TCKBRD**	SPL Layers Wall Mnt Tkbrd 36H 60W, 2-piece	1	741	758
H	131	**GAATROUGH120**	120″ Black Trough Insert	1	160	160
					32,573	**35,340**

Note: option upcharges are not included in list prices shown

Contact GUNTS for all special models

L WORKWALL STATION 7

12′ x 15′ office

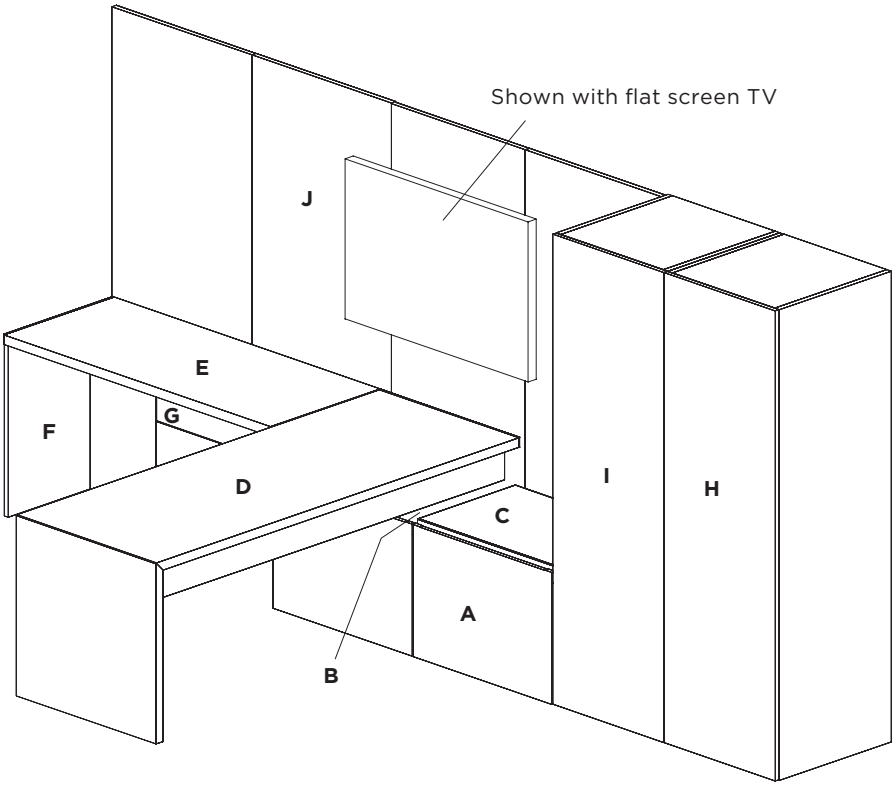

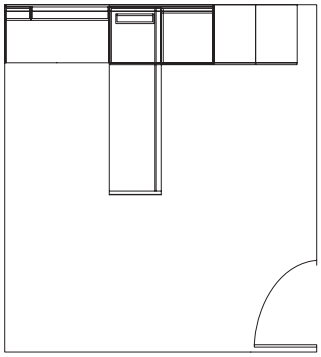

item	page	model number	description	qty	veneer 1	veneer 2
A	117	**GAAMLPW2460R-BBW**	Modular Layers Ped 60W RH -BB	1	3,818	4,200
B	93	**GAARWR2460T-W**	Rtn Wksf 24D 60W, Trough Back	1	1,045	1,150
C	130	**GAACLPD-CUSH2130T**	Layers Ped Cushion 21D 30W, For Trough Tops	1	370	370
D	85	**GAARLRR3078R-W**	Layers Run Dsk 30D 78W RH, Miter Pnl Base	1	3,372	3,709
E	93	**GAARWR2460T-W**	Rtn Wksf 24D 60W, Trough Back	1	1,045	1,150
F	94	**GAAMPW2415L-XBW**	Modular False Ped 15W LH -X, For Trough Back	1	777	855
G	122	**GAAMRA45-W**	Modular Rtn Wall Acc Pnl 45W	1	1,216	1,338
H	144	**GAACLD5H2424L-WW**	Closet Cl Rod/Shelves 5H 24D 24W, LH	1	4,501	4,951
I	144	**GAACLD5H2424R-WW**	Closet Cl Rod/Shelves 5H 24D 24W, RH	1	4,501	4,951
J	SPL	**SPL-GAA-TCKBRD**	SPL Wall Mnt Tkbrd 120W, 4pc	1	2,221	2,273
K	131	**GAATROUGH120**	120″ Black Trough Insert	1	160	160
					23,026	**25,107**

Note: option upcharges are not included in list prices shown

Contact GUNTS for all special models

L WORKWALL STATION 8

12′ x 15′ office

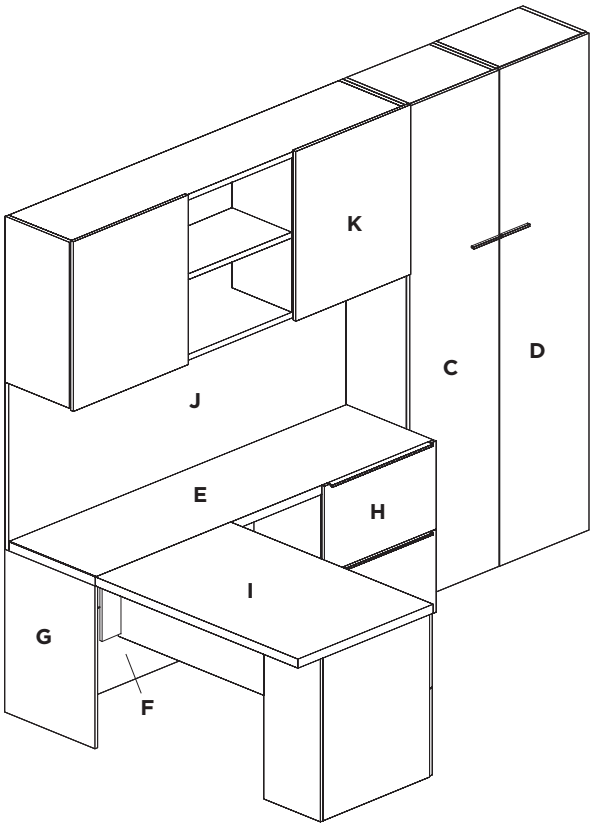

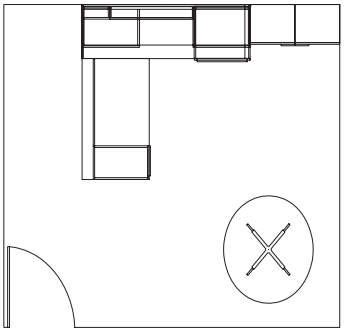

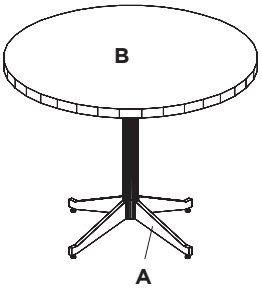

item	page	model number	description	qty	veneer1	veneer 2
A	176	**BSXBASE32**	X-Base 1100-SQ32 Satin Nickel 42-48 Dia Tops	1	2,812	2,812
B	175	**GAATRD48-W**	Rnd Tbl 48 Dia	1	3,000	3,300
C	143	**GAACLD6H1824L-WW**	Closet Coat Hk/Shelves 6H 18D 24W, LH	1	4,789	5,268
D	143	**GAACLD6H1824R-WW**	Closet Coat Hk/Shelves 6H 18D 24W, RH	1	4,789	5,268
E	90	**GAACWR2490T-W**	Cred Wksf 24D 90W, Trough Back	1	1,341	1,475
F	120	**GAAMCA45-W**	Modular Cred Wall Acc Pnl 45W	1	1,216	1,338
G	94	**GAAMPW2415L-XBW**	Modular False Ped 15W LH -X, For Trough Back	1	777	855
H	102	**GAAMPW2430R-4W**	Modular Ped 30W RH -4	1	2,232	2,455
I	86	**GAARRO3654L-3W**	Run Dsk 36D 54W LH -3	1	3,890	4,279
J	158	**GAATKW90**	Wall Mnt Tkbrd 28H 90W	1	772	772
K	156	**GAAWCS2H90-WW**	Wall Mnt Cab 2H 90W, Wd Sldg Drs	1	6,800	7,480
L	131	**GAATROUGH90**	90″ Black Trough Insert	1	150	150
					32,568	**35,452**

Note: option upcharges are not included in list prices shown

Contact GUNTS for all special models

L WORKWALL STATION 9

12′ x 15′ office

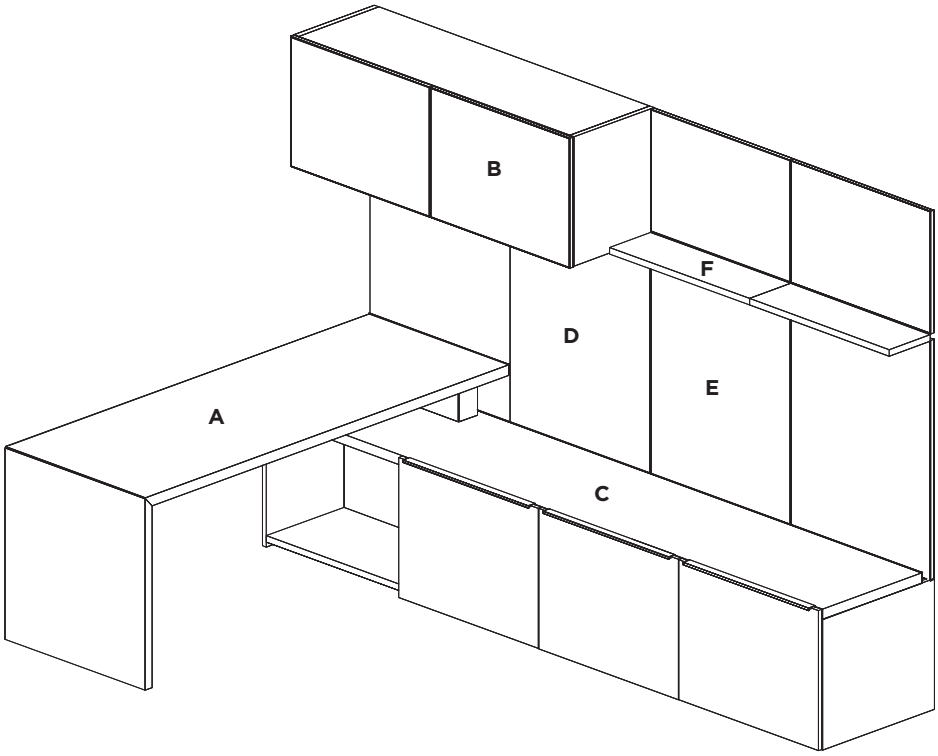

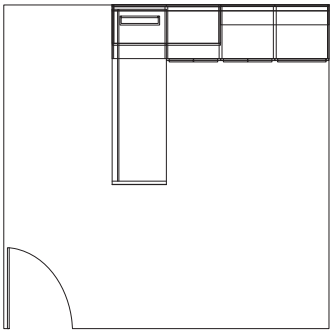

item	page	model number	description	qty	veneer1	veneer 2
A	84	**GAARLRR3078L-W**	Layers Run Dsk 30D 78W LH, Miter Pnl Base	1	3,372	3,709
B	151	**GAAWCF1H60-WG**	Wall Mnt Cab 1H 60W, Gls Soft Lift Drs	1	4,884	5,372
C	SPL	**SPL-GAA-CFST-W**	SPL Layers Full Bnk 24D 120W -SHBBB, Trgh Bk (MN)	1	8,508	9,361
D	SPL	**SPL-GAA-TWD**	SPL Layers Wood Tack 60W, 2pc	1	1,573	1,731
E	SPL	**SPL-GAA-TWD**	SPL Layers Wood Tack 60W, Seg For Shelf, 2pc	1	2,543	2,798
F	174	**GAAASF860-W**	Shelf For Segment Tackzone 8D 60W	1	763	839
G	131	**GAATROUGH120**	120″ Black Trough Insert	1	160	160
					21,803	**23,970**

Note: option upcharges are not included in list prices shown

Contact GUNTS for all special models

U STATION 1

14′ x 14′ office

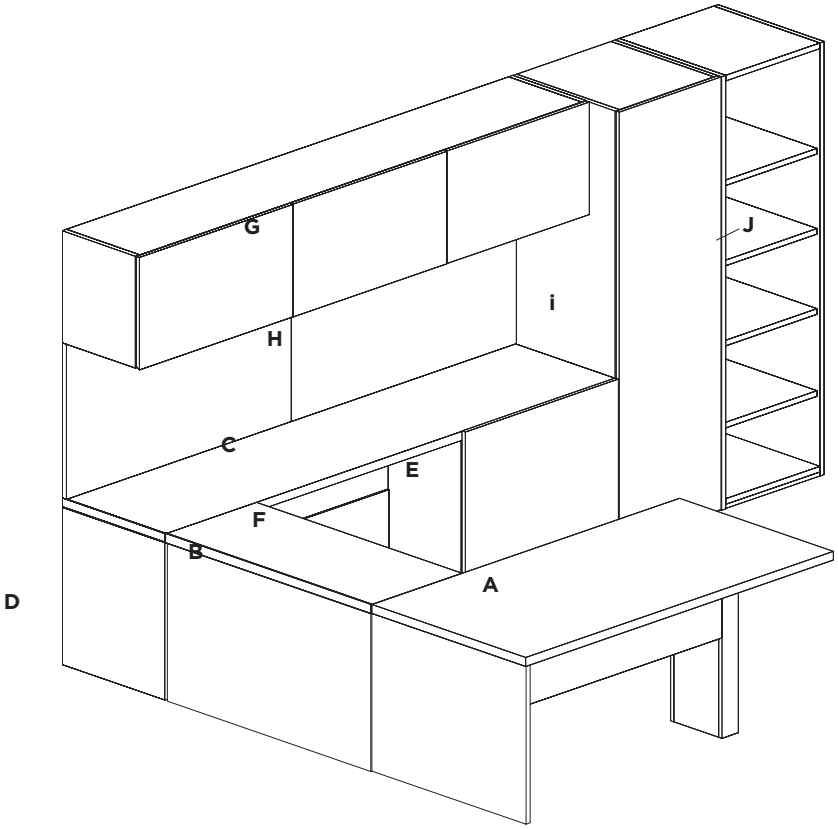

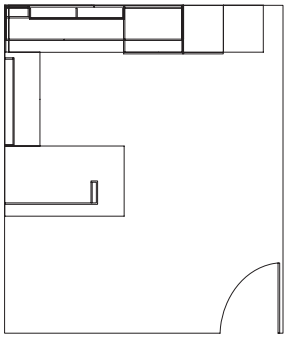

item	page	model number	description	qty	veneer1	veneer 2
A	80	**GAAXRR3672L-W**	Ext Dsk 36D 72W LH, Miter Base	1	3,710	4,081
B	88	**GAABRG2448-WW**	Brg 24D 48W, Full Mod	1	1,714	1,885
C	90	**GAACWR24108T-W**	Cred Wksf 24D 108W, Trough Back	1	1,642	1,806
D	94	**GAAMPW2415L-XBW**	Modular False Ped 15W LH -X, Trough Bk	1	777	855
E	103	**GAAMPW2436R-TW**	Modular Ped 36W RH -T	1	2,315	2,547
F	120	**GAAMCA57-W**	Modular Cred Wall Acc Pnl 57W	1	1,317	1,449
G	150	**GAAWCF1H108-WW**	Wall Mnt Cab 1H 108W, Wd Cab, Wd Soft Lift Dr	1	6,332	6,965
H	158	**GAATKW108**	Wall Mnt Tkbrd 28H 108W 2-Pc	1	1,149	1,149
I	144	**GAACLD5H2424R-WW**	Closet Cl Rod/Shelves 5H 24D 24W RH	1	4,501	4,951
J	SPL	**SPL-GAA-BKNW**	SPL Bkcs 5H 24D 24W	1	3,283	3,612
K	131	**GAATROUGH108**	108″ Black Trough Insert	1	156	156
					26,896	**29,456**

Note: option upcharges are not included in list prices shown

Contact GUNTS for all special models

U STATION 2

12′ x 14′ office

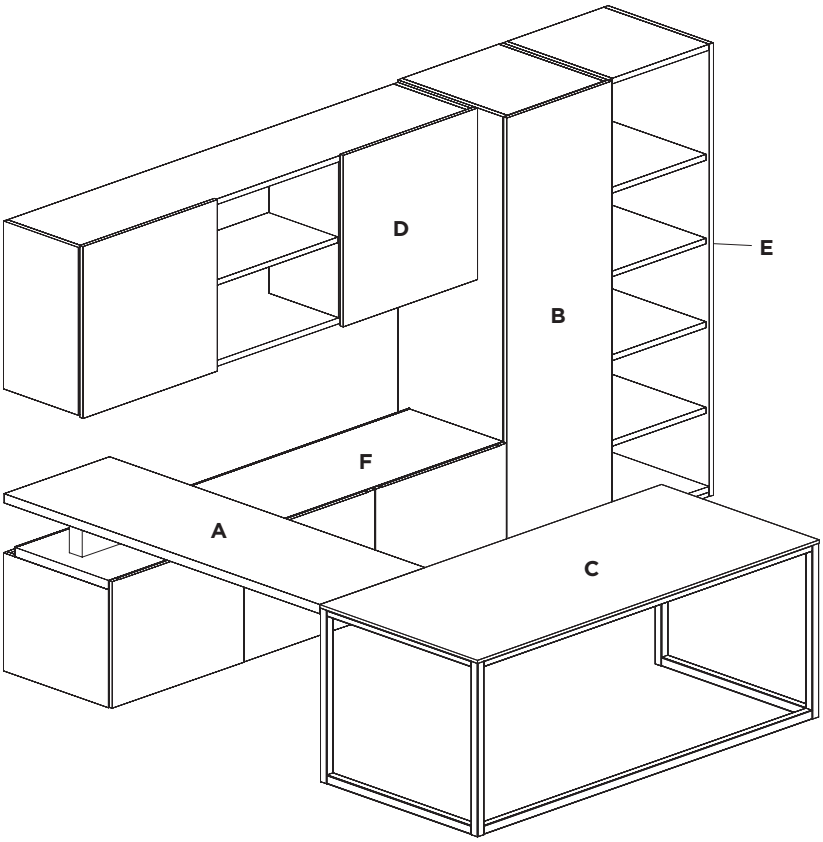

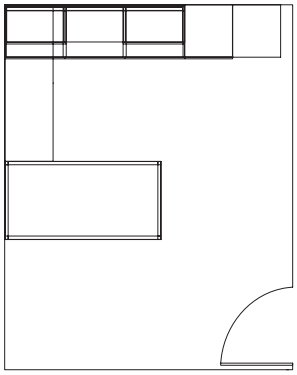

item	page	model number	description	qty	veneer1	veneer 2
A	88	**GAABLRG2472-W**	Layers Brg 24D 72W	1	1,800	1,980
B	144	**GAACLD5H2424R-WW**	Closet Cl Rod/Shelves 5H 24D 24W, RH	1	4,501	4,951
C	64	**GAADTRL3678-W**	Tbl Dsk 36D 78W, Mtl Cube Base	1	5,647	6,212
D	SPL	**SPL-GAA-WCSWG**	SPL Wall Mnt Cab 2H 90W, Sliding Drs, No Tsklght	1	7,674	8,445
E	SPL	**SPL-GAA-BKNW**	SPL Bkcs 5H 24D 24W	1	3,283	3,612
F	127	**GAACLFS2490T-BBSHW**	Layers Full Bank Cred 24D 90W -BBB, Trough Back	1	6,702	7,372
G	131	**GAATROUGH90**	90″ Black Trough Insert	1	150	150
					29,757	**32,722**

Note: option upcharges are not included in list prices shown

Contact GUNTS for all special models

U STATION 3

12′ x 14′ office

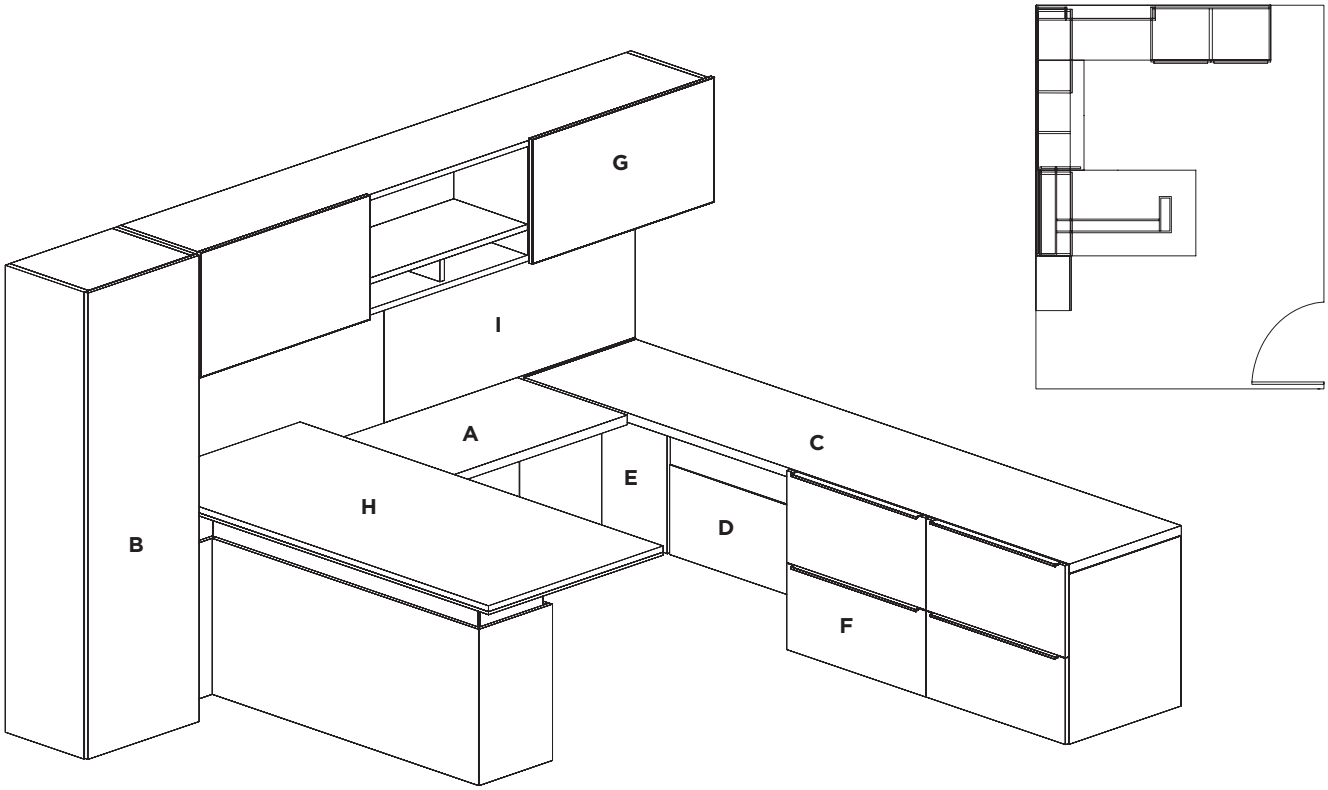

item	page	model number	description	qty	veneer1	veneer 2
A	89	**GAABRG2448TA-WW**	Brg 24D 48W, For Hgt Adj Dsk, Trough Back	1	2,210	2,431
B	142	**GAACLD5H1824L-WW**	Closet Coat Hk/Shelves 5H 18D 24W, Wd, LH	1	4,275	4,703
C	91	**GAACWR24120TL-W**	Cred Wksf 24D 120W, Trough LH End	1	1,950	2,145
D	120	**GAAMCA45-W**	Modular Cred Wall Acc Pnl 45W	1	1,216	1,338
E	94	**GAAMPW2415L-XEW**	Modular False Ped 15W LH -X, For Trough End	1	777	855
F	105	**GAAMPW2460R-44W**	Modular Ped 60W RH -44	1	4,018	4,420
G	152	**GAAWCS1H108-WW**	Wall Mnt Cab 1H 108W, Wd Cab, Wd Sldg Drs	1	6,332	6,965
H	78	**GAAXRA3678TL-W**	Ext Dk 36D 78W LH, Hgt Adj Base, Trough End	1	8,624	9,486
I	SPL	**SPL-GAA-WHTBD**	SPL Wall Mnt Whtbrd 28H 108W 2-Pc	1	3,357	3,436
J	131	**GAATROUGH120**	120″ Black Trough Insert	1	160	160
					32,919	**35,939**

Note: option upcharges are not included in list prices shown

Contact GUNTS for all special models

U STATION 4

14′ x 15′ office

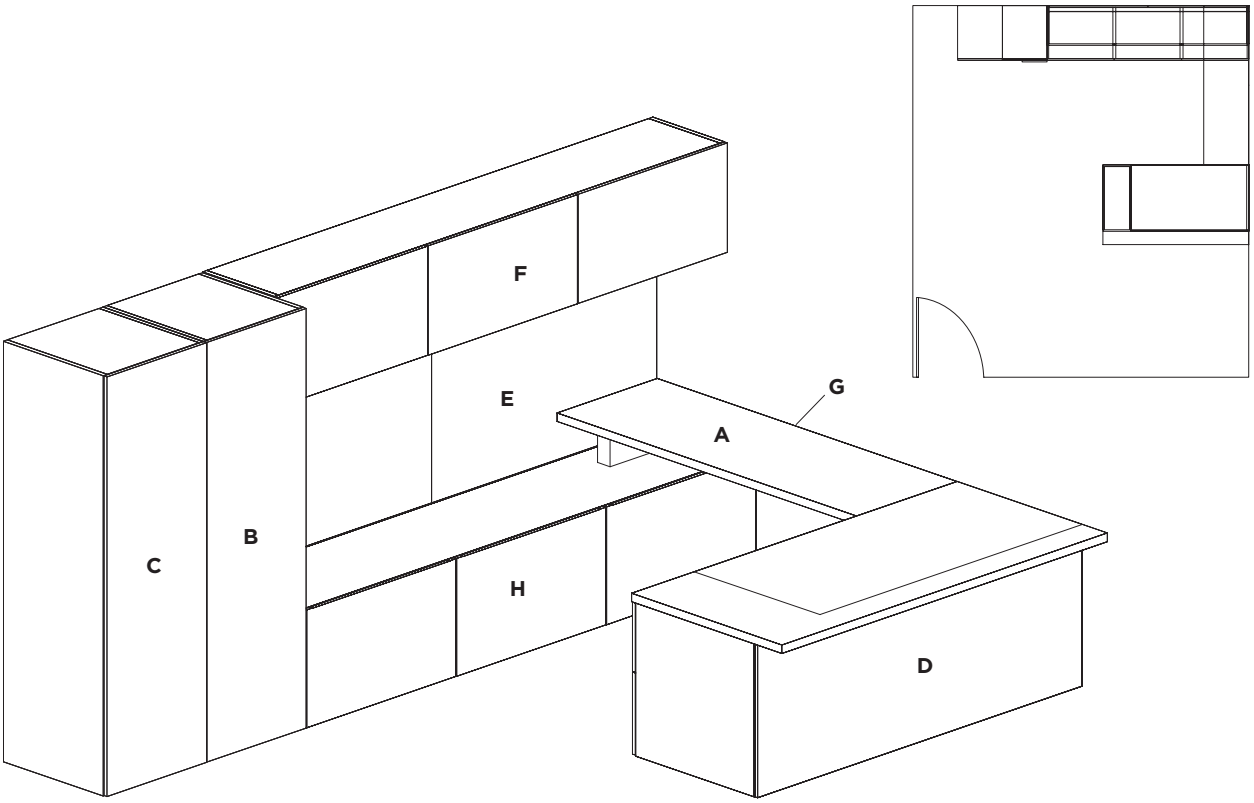

item	page	model number	description	qty	veneer1	veneer 2
A	88	**GAABLRG2472-W**	Layers Brg 24D 72W	1	1,800	1,980
B	144	**GAACLD5H2424L-WW**	Closet Cl Rod/Shelves 5H 24D 24W, LH	1	4,501	4,951
C	144	**GAACLD5H2424R-WW**	Closet Cl Rod/Shelves 5H 24D 24W, RH	1	4,501	4,951
D	73	**GAADRO3678R-3WW**	Sng Ped Dsk Rect 36D 78W, RH -3	1	4,581	5,039
E	160	**GAATLKW108**	Layers Wall Mnt Tkbrd 36H 108W, 2-Pc	1	1,207	1,207
F	150	**GAAWCF1H108-WW**	Wall Mnt Cab 1H 108W, Wd Cab Wd, Soft Lift Dr	1	6,332	6,965
G	SPL	**SPL-GAA-MDPNL**	SPL Layers Brg Mod Pnl	1	426	469
H	SPL	**SPL-GAA-CFST-W**	SPL Layers Full Bnk 24D 108W -BBB, Trgh Back (MN)	1	7,394	8,135
i	131	**GAATROUGH108**	108″ Black Trough Insert	1	156	156
					30,898	**33,853**

Note: option upcharges are not included in list prices shown

Contact GUNTS for all special models

HEIGHT ADJUSTABLE TYPICAL 1

12′ x 15′ Office

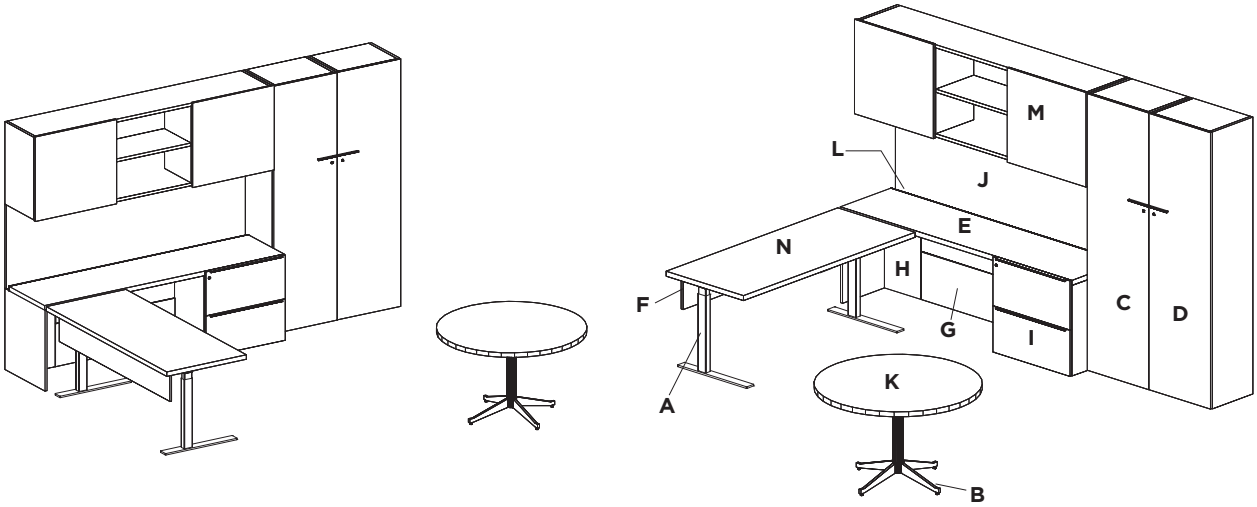

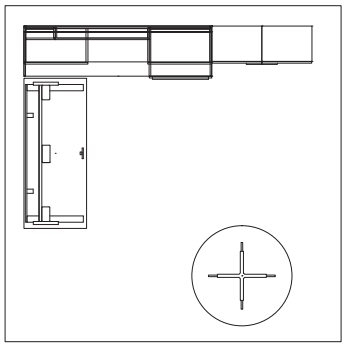

item	page	model number	description	qty	unit list	ext list
A	132	**BSHAT2772**	Hgt Adj Base for use with 30”/36” x 72” tops	1	1,970	1,970
B	176	**BSXBASE32**	GUN Base 1100-SQ32 Satin Nickel 42-48 Dia Tops	1	2,812	2,812
C	143	**GAACLD6H1824L-WW**	GUN Cred’l Closet Coat Hk/Shelves 6h 18d 24w LH, Wd	1	4,789	4,789
D	143	**GAACLD6H1824R-WW**	GUN Cred’l Closet Coat Hk/Shelves 6h 18d 24w RH, Wd	1	4,789	4,789
E	90	**GAACWR2490T-W**	GUN Cred’ls Cred Wksf 24d 90w, Wd Trough back	1	1,341	1,341
F	135	**GAADMHA72-W**	Cred 10” Modesty Panel 72” width, Wd	1	610	610
G	120	**GAAMCA45-W**	GUN Cred’ls Modular Cred Wall Acc Pnl 45w, Wd	1	1,216	1,216
H	94	**GAAMPW2415L-XBW**	GUN Cred’ls 15w LH-X Trough Bk Wall Acc Pnl, Wd	1	777	777
I	102	**GAAMPW2430R-4W**	GUN Cred’ls Modular Ped 30w RH-4, Wd	1	2,232	2,232
J	158	**GAATKW90**	GUN Cred’ls Wall Mnt Tckbrd 28h 90w	1	772	772
K	175	**GAATRD48-W**	GUN Cred’ls Rnd Tbl 48 Dia, Wd	1	3,000	3,000
L	131	**GAATROUGH90**	GUN Cred’ls Trough Wire Manager 90	1	150	150
M	156	**GAAWCS2H90-WW**	GUN Cred’ls WM Cab 2h 90w Tskigt Wd Sldg Drs	1	6,800	6,800
N	134	**GAADWRA3072-W**	Cred Modular Wksf for Hgt Adj 30 x 72, Wd	1	1,370	1,370
						32,628

Note: option upcharges are not included in list prices

HEIGHT ADJUSTABLE TYPICAL 2

12′ x 15′ Office

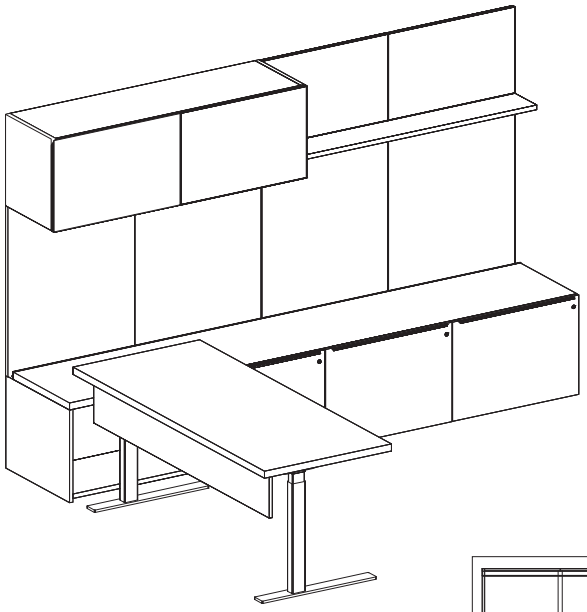

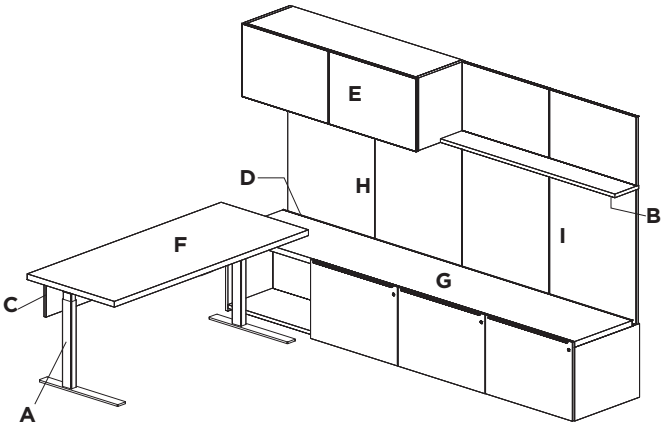

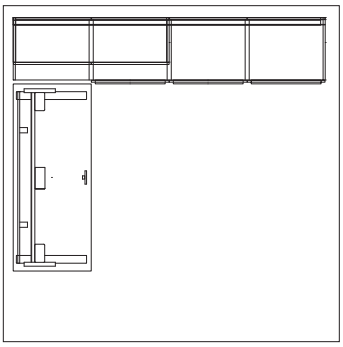

item	page	model number	description	qty	unit list	ext list
A	132	**BSHAT2772**	Hgt Adj Base for user with 30”/36” x 72” tops	1	1,970	1,970
B	174	**GAAASF860-W**	GUN Cred’ls Shelf for Segment Tackzone 8d 60w, Wd	1	763	763
C	135	**GAADMHA72-W**	Cred 10” Modesty Panel 72” width, Wd	1	610	610
D	131	**GAATROUGH120**	GUN Cred’ls Trough Wire Manager 120	1	160	160
E	151	**GAAWCF1H60-WG**	GUN Cred’l WM Cab 1h 60w Tsklgt Gls Soft Lift Dr	1	4,884	4,884
F	134	**GAADWRA3072-W**	Cred Modular Wksf for Hgt Adj 30 x 72, Wd	1	1,370	1,370
G	SPL	**SPL-GAA-CFS-T-WW**	SPL GAA Full Bank Cred, -W	1	1	1
H	SPL	**SPL-GAA-TWD-W**	SPL Layers Wood Tack 60w, 2 piece	1	1,573	1,573
I	SPL	**SPL-GAA-TWD-W**	SPL Layers Wood Tack 60w, Seg for Shelf, 2 piece	1	2,543	2,543
						13,874

Note: option upcharges are not included in list prices shown

NOTES

NOTES

NOTES

UNITIZED CASEGOODS

Unitized Casegoods 63-136
Freestanding Table Desks 64-70
Double Pedestal Desks 71
Single Pedestal Desks 72-73
Extensions 74-81
Runoff Desks 82-87
Bridges 88-89
Credenza & Returns Components 90-128
Mobile Peds 129
Cushions 130
Height Adjustable Desks 132-135

FREESTANDING TABLE DESKS

Stainless Metal Base

WOOD TOP

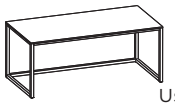

User Side

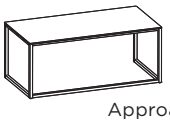

Approach Side

D	W	H	model number	veneer 1	veneer 2
30	72	29 7/16	**GAADTRL3072-W**	5,318	5,850
36	72	29 7/16	**GAADTRL3672-W**	5,482	6,030
36	78	29 7/16	**GAADTRL3678-W**	5,647	6,212
36	84	29 7/16	**GAADTRL3684-W**	5,816	6,398

- Optional 10″ height modesty panel with 6″ overhang

PRODUCT INFO

Stainless base is 1.5″ square stainless tube with brushed finish

Fully welded seamless assembly

1.5″ worksurface is rabbeted into stainless base assembly - ½″ top thickness is visible on all sides

short grain veneer on worksurface

TO ORDER PLEASE SPECIFY THE FOLLOWING:

1. _____ MODEL NUMBER
2. _____ FINISH
3. _____ TOP UV FINISH TYPE
4. _____ MODESTY
5. _____ GROMMET
6. _____ OFFICE #

See set 1 below for grommet option codes

No Grommet	**GN**
Left	**GL** ___ (Add +$175)
Right	**GR** ___ (Add +$175)
Left & Right	**GB** ___ (Add +$350)

___ = add grommet bezel color and door finish to complete option pick.

SV = silver bezel, veneer door
BV = black bezel, veneer door
WG = silver bezel, white glass door
MG = silver bezel, muslin glass door
BG = black bezel, black glass door

Example: **GLSV** = left grommet, silver bezel, veneer door

See inside front cover for required option codes

Example

GAADTRL3072-W.NC215.**FF.MY.GN.OFC1**

GAADTRL3072-W	NC215	FF	MY	GN	OFC1
MODEL NUMBER	FINISH	TOP UV FINISH	MODESTY	GROMMET	OFFICE #

FREESTANDING TABLE DESKS

Stainless Metal Base

GLASS TOP

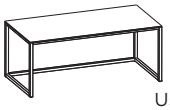

User Side

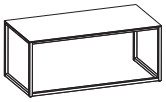

Approach Side

	D	W	H	model number	list
	30	72	29 7/16	**GAADTRL3072-G**	8,734
	36	72	29 7/16	**GAADTRL3672-G**	9,005
	36	78	29 7/16	**GAADTRL3678-G**	9,275
	36	84	29 7/16	**GAADTRL3684-G**	9,553

- Back painted glass is 1/2" thick.

STONE TOP

(stone top ordered separately)

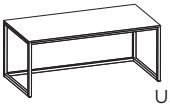

User Side

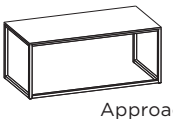

Approach Side

	D	W	H	model number	list
	30	72	29 7/16	**GAADTRL3072-S**	4,260
	36	72	29 7/16	**GAADTRL3672-S**	4,392
	36	78	29 7/16	**GAADTRL3678-S**	4,524
	36	84	29 7/16	**GAADTRL3684-S**	4,660

- Gunlocke will provide a template for the stone to be sourced locally. Contact GUNCS for template.
- Template is for 2cm (3/4") thick stone top.

PRODUCT INFO

Stainless base is 1.5" square stainless tube with brushed finish

Fully welded seamless assembly

Includes a 1" plywood subtop

TO ORDER PLEASE SPECIFY THE FOLLOWING:

1. _____ MODEL NUMBER
2. _____ BACK PAINTED GLASS COLOR (ONLY FOR GLASS TOPS)
3. _____ OFFICE #

See inside front cover for required option codes

Example

GAADTRL3072-G.TWH.OFC1

GAADTRL3072-G	TWH	OFC1
MODEL NUMBER	BACK PAINTED GLASS COLOR	OFFICE #

FREESTANDING TABLE DESKS

Modesty Panel Base

PEDESTAL LEFT

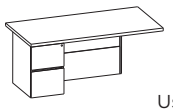

User Side

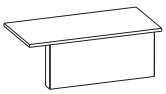

Approach Side

	D	W	H	model number	veneer 1	veneer 2
	36	72	29 7/16	**GAADTRM3672L-3WW**	4,774	5,251
	36	78	29 7/16	**GAADTRM3678L-3WW**	4,917	5,409
	36	84	29 7/16	**GAADTRM3684L-3WW**	5,066	5,573

- 10″ overhang approach side
- 15″ overhang on conference end
- Pedestal is 18″ width w/ hidden upper box drawer

PRODUCT INFO

Short grain veneer on worksurface

TO ORDER PLEASE SPECIFY THE FOLLOWING:

1.		MODEL NUMBER
2.		FINISH
3.		TOP UV FINISH TYPE
4.		DESKTOP INSERT
5.		PULL
6.		GROMMET
7.		LOCKING
8.		KEYING
9.		OFFICE #

See inside front cover for required option codes

See set 2 below for grommet option codes

No Grommet **GN**
Left **GL** ___ (Add +$175)

___ = add grommet bezel color and door finish to complete option pick.

SV = silver bezel, veneer door
BV = black bezel, veneer door
WG = silver bezel, white glass door
MG = silver bezel, muslin glass door
BG = black bezel, black glass door

Example: **GLSV** = left grommet, silver bezel, veneer door

Example

GAADTRM3672L-3WW.NC215.FF.TVN.MPS.GN.LY.RMS.OFC1

GAADTRM3672L-3WW	NC215	FF	TVN	MPS	GN	LY	RMS	OFC1
MODEL NUMBER	FINISH	TOP UV FINISH	DESKTOP INSERT	PULL	GROMMET	LOCKING	KEYING	OFFICE #

FREESTANDING TABLE DESKS

Modesty Panel Base

PEDESTAL RIGHT

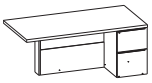

User Side

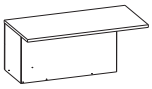

Approach Side

	D	W	H	model number	veneer 1	veneer 2
	36	72	29 7/16	**GAADTRM3672R-3WW**	4,774	5,251
	36	78	29 7/16	**GAADTRM3678R-3WW**	4,917	5,409
	36	84	29 7/16	**GAADTRM3684R-3WW**	5,066	5,573

- 10″ overhang approach side
- 15″ overhang on conference end
- Pedestal is 18″ width w/ hidden upper box drawer

PRODUCT INFO

Short grain veneer on worksurface

TO ORDER PLEASE SPECIFY THE FOLLOWING:

1.		MODEL NUMBER
2.		FINISH
3.		TOP UV FINISH TYPE
4.		DESKTOP INSERT
5.		PULL
6.		GROMMET
7.		LOCKING
8.		KEYING
9.		OFFICE #

See inside front cover for required option codes

See set 3 below for grommet option codes

No Grommet **GN**
Right **GR** ___ (Add +$175)

___ = add grommet bezel color and door finish to complete option pick.

SV = silver bezel, veneer door
BV = black bezel, veneer door
WG = silver bezel, white glass door
MG = silver bezel, muslin glass door
BG = black bezel, black glass door

Example: **GRSV** = right grommet, silver bezel, veneer door

Example

GAADTRM3672L-3WW.NC215.FF.TVN.MPS.GN.LY.RMS.OFC1

GAADTRM3672L-3WW	NC215	FF	TVN	MPS	GN	LY	RMS	OFC1
MODEL NUMBER	FINISH	TOP UV FINISH	DESKTOP INSERT	PULL	GROMMET	LOCKING	KEYING	OFFICE #

FREESTANDING TABLE DESKS

Height Adjustable Base

CONFERENCE END LEFT

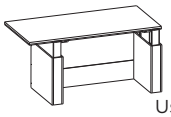

User Side

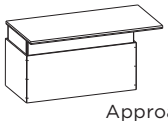

Approach Side

	D	W	H	model number	veneer 1	veneer 2
	36	72	29 7/16	**GAADTRA3672L-WW**	8,604	9,464
	36	78	29 7/16	**GAADTRA3678L-WW**	8,863	9,749
	36	84	29 7/16	**GAADTRA3684L-WW**	9,128	10,041

- 6″ overhang approach side
- 12″ overhang on conference end
- Provides sit-to-stand electric height adjustment
- Height adjustable mechanism is integrated into a wood base
- Includes black metal shroud to conceal height adjustable hardware when in raised position
- 29.5″ to 42.5″ height adjustment range

PRODUCT INFO

Short grain veneer on worksurface

TO ORDER PLEASE SPECIFY THE FOLLOWING:

1. _____ MODEL NUMBER
2. _____ FINISH
3. _____ TOP UV FINISH TYPE
4. _____ DESKTOP INSERT
5. _____ GROMMET
6. _____ OFFICE #

See set 3 below for grommet option codes

No Grommet **GN**
Right **GR** ___ (Add +$175)

___ = add grommet bezel color and door finish to complete option pick.

SV = silver bezel, veneer door
BV = black bezel, veneer door
WG = silver bezel, white glass door
MG = silver bezel, muslin glass door
BG = black bezel, black glass door

Example: **GRSV** = right grommet, silver bezel, veneer door

See inside front cover for required option codes

Example

GAADTRA3672L-WW.NC215.FF.TVN.GN.OFC1

GAADTRA3672L-WW	NC215	FF	TVN	GN	OFC1
MODEL NUMBER	FINISH	TOP UV FINISH	DESKTOP INSERT	GROMMET	OFFICE #

FREESTANDING TABLE DESKS

Height Adjustable Base

CONFERENCE END RIGHT

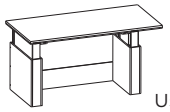

User Side

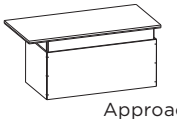

Approach Side

D	W	H	model number	veneer 1	veneer 2
36	72	29 7/16	**GAADTRA3672R-WW**	8,604	9,464
36	78	29 7/16	**GAADTRA3678R-WW**	8,863	9,749
36	84	29 7/16	**GAADTRA3684R-WW**	9,128	10,041

- 6″ overhang approach side
- 12″ overhang on conference end
- Provides sit-to-stand electric height adjustment
- Height adjustable mechanism is integrated into a wood base
- Includes black metal shroud to conceal height adjustable hardware when in raised position
- 29.5″ to 42.5″ height adjustment range

PRODUCT INFO

Short grain veneer on worksurface

TO ORDER PLEASE SPECIFY THE FOLLOWING:

1. _____ MODEL NUMBER
2. _____ FINISH
3. _____ TOP UV FINISH TYPE
4. _____ DESKTOP INSERT
5. _____ GROMMET
6. _____ OFFICE #

See set 2 below for grommet option codes

No Grommet **GN**
Left **GL** ___ (Add +$175)

___ = add grommet bezel color and door finish to complete option pick.

SV = silver bezel, veneer door
BV = black bezel, veneer door
WG = silver bezel, white glass door
MG = silver bezel, muslin glass door
BG = black bezel, black glass door

Example: **GLSV** = left grommet, silver bezel, veneer door

See inside front cover for required option codes

Example

GAADTRA3672R-WW.NC215.FF.TVN.GN.OFC1

GAADTRA3672R-WW	NC215	FF	TVN	GN	OFC1
MODEL NUMBER	FINISH	TOP UV FINISH	DESKTOP INSERT	GROMMET	OFFICE #

FREESTANDING TABLE DESKS

Miter End Panel Base

NON-HANDED

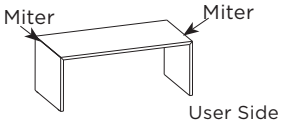

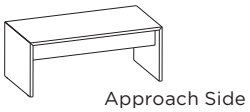

D	W	H	model number	veneer 1	veneer 2
36	72	29 7/16	**GAADTRR3672-WW**	3,814	4,195
36	78	29 7/16	**GAADTRR3678-WW**	3,929	4,322
36	84	29 7/16	**GAADTRR3684-WW**	4,047	4,452

- 10″ height modesty panel standard with 6″ overhang

PRODUCT INFO

Short grain veneer on worksurface

TO ORDER PLEASE SPECIFY THE FOLLOWING:

1.		MODEL NUMBER
2.		FINISH
3.		TOP UV FINISH TYPE
4.		DESKTOP INSERT
5.		GROMMET
6.		OFFICE #

See set 1 below for grommet option codes

No Grommet	**GN**
Left	**GL** ___ (Add +$175)
Right	**GR** ___ (Add +$175)
Left & Right	**GB** ___ (Add +$350)

___= add grommet bezel color and door finish to complete option pick.

SV = silver bezel, veneer door
BV = black bezel, veneer door
WG = silver bezel, white glass door
MG = silver bezel, muslin glass door
BG = black bezel, black glass door

Example: **GLSV** = left grommet, silver bezel,

See inside front cover for required option codes

Example

GAADTRR3672-WW.NC215.FF.TVN.GN.OFC1

GAADTRR3672-WW	NC215	FF	TVN	GN	OFC1
MODEL NUMBER	FINISH	TOP UV FINISH	DESKTOP INSERT	GROMMET	OFFICE#

DOUBLE PEDESTAL DESKS

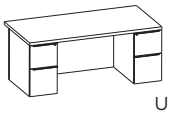

User Side

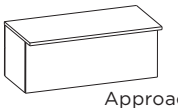

Approach Side

D	W	H	model number	veneer 1	veneer 2
36	72	29 7/16	**GAADRO3672-32WW**	5,319	5,851
36	78	29 7/16	**GAADRO3678-32WW**	5,479	6,027
36	84	29 7/16	**GAADRO3684-32WW**	5,643	6,207

- Full modesty panel with 6″ overhang
- -3 pedestals include hidden upper box drawer
- 72″ and 78″ width units include 15″ width pedestal
- 84″ width units include 18″ width pedestal

PRODUCT INFO

Short grain veneer on worksurface

TO ORDER PLEASE SPECIFY THE FOLLOWING:

1.		MODEL NUMBER
2.		FINISH
3.		TOP UV FINISH TYPE
4.		DESKTOP INSERT
5.		PULL
6.		GROMMET
7.		LOCKING
8.		KEYING
9.		OFFICE #

See inside front cover for required option codes

See set 1 below for grommet option codes

No Grommet	**GN**	
Left	**GL** ___	(Add +$175)
Right	**GR** ___	(Add +$175)
Left & Right	**GB** ___	(Add +$350)

___= add grommet bezel color and door finish to complete option pick.

SV = silver bezel, veneer door
BV = black bezel, veneer door
WG = silver bezel, white glass door
MG = silver bezel, muslin glass door
BG = black bezel, black glass door

Example: **GLSV** = left grommet, silver bezel, veneer door

Example

GAADRO3672-32WW.NC215.FF.TVN.MPS.GN.LY.RMS.OFC1

GAADRO3672-32WW	NC215	FF	TVN	MPS	GN	LY	RMS	OFC1
MODEL NUMBER	FINISH	TOP UV FINISH	DESKTOP INSERT	PULL	GROMMET	LOCKING	KEYING	OFFICE #

SINGLE PEDESTAL DESKS

Left Hand

	D	W	H	model number	veneer 1	veneer 2
PEDESTAL LEFT NO TROUGH						
	30	72	29 7/16	**GAADRO3072L-3WW**	4,315	4,747
	36	72	29 7/16	**GAADRO3672L-3WW**	4,448	4,893
	36	78	29 7/16	**GAADRO3678L-3WW**	4,581	5,039
	36	84	29 7/16	**GAADRO3684L-3WW**	4,719	5,191

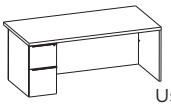

User Side

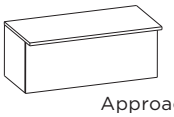

Approach Side

	D	W	H	model number	veneer 1	veneer 2
PEDESTAL LEFT TROUGH RIGHT END						
	30	72	29 7/16	**GAADRO3072TL-3WW**	4,315	4,747
	36	72	29 7/16	**GAADRO3672TL-3WW**	4,448	4,893
	36	78	29 7/16	**GAADRO3678TL-3WW**	4,581	5,039
	36	84	29 7/16	**GAADRO3684TL-3WW**	4,719	5,191

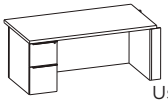

User Side

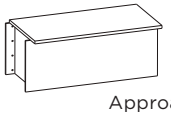

Approach Side

- Full modesty panel with 6″ overhang
- -3 pedestals include hidden upper box drawer
- 72″ and 78″ width units include 15″ width pedestal
- 84″ width units include 18″ width pedestal

- Trough end units are required when a tackzone spans over the end of the desk worksurface
- Trough units include a metal pencil lip

NOTE: Plastic Trough Insert is REQUIRED and must be ordered separately across entire length of trough (see page 131 to order).

Single Pedestal desks have 6″ overhang, deducting 6″ from the overall trough insert length.

PRODUCT INFO

Long grain veneer on worksurface

TO ORDER PLEASE SPECIFY THE FOLLOWING:

1.		MODEL NUMBER
2.		FINISH
3.		TOP UV FINISH TYPE
4.		DESKTOP INSERT
5.		PULL
6.		GROMMET
7.		LOCKING
8.		KEYING
9.		PENCIL LIP COLOR (TROUGH ONLY)
10.		OFFICE #

See inside front cover for required option codes

Example

See set 1 below for grommet option codes

No Grommet	**GN**
Left	**GL** ___ (Add +$175)
Right	**GR** ___ (Add +$175)
Left & Right	**GB** ___ (Add +$350)

___= add grommet bezel color and door finish to complete option pick.

SV = silver bezel, veneer door
BV = black bezel, veneer door
WG = silver bezel, white glass door
MG = silver bezel, muslin glass door
BG = black bezel, black glass door

Example: **GLSV** = left grommet, silver bezel, veneer door

GAADRO3072L-3WW.NC215.FF.TVN.MPS.GN.LY.RMS.OFC1

GAADRO3072L-3WW	NC215	FF	TVN	MPS	GN	LY	RMS	OFC1
MODEL NUMBER	FINISH	TOP UV FINISH	DESKTOP INSERT	PULL	GROMMET	LOCKING	KEYING	OFFICE #

SINGLE PEDESTAL DESKS

Right Hand

	D	W	H	model number	veneer 1	veneer 2
PEDESTAL RIGHT NO TROUGH	30	72	29 7/16	**GAADRO3072R-3WW**	4,315	4,747
	36	72	29 7/16	**GAADRO3672R-3WW**	4,448	4,893
	36	78	29 7/16	**GAADRO3678R-3WW**	4,581	5,039
	36	84	29 7/16	**GAADRO3684R-3WW**	4,719	5,191

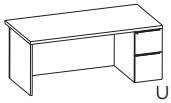
User Side

Approach Side

	D	W	H	model number	veneer 1	veneer 2
PEDESTAL RIGHT TROUGH LEFT END	30	72	29 7/16	**GAADRO3072TR-3WW**	4,315	4,747
	36	72	29 7/16	**GAADRO3672TR-3WW**	4,448	4,893
	36	78	29 7/16	**GAADRO3678TR-3WW**	4,581	5,039
	36	84	29 7/16	**GAADRO3684TR-3WW**	4,719	5,191

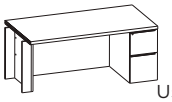
User Side

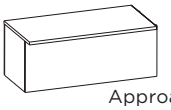
Approach Side

- Full modesty panel with 6″ overhang
- -3 pedestals include hidden upper box drawer
- 72″ and 78″ width units include 15″ width pedestal
- 84″ width units include 18″ width pedestal

- Trough end units are required when a tackzone spans over the end of the desk worksurface
- Trough units include a metal pencil lip

NOTE: Plastic Trough Insert is REQUIRED and must be ordered separately across entire length of trough (see page 131 to order).

Single Pedestal desks have 6″ overhang, deducting 6″ from the overall trough insert length.

PRODUCT INFO

Long grain veneer on worksurface

TO ORDER PLEASE SPECIFY THE FOLLOWING:

1.		MODEL NUMBER
2.		FINISH
3.		TOP UV FINISH TYPE
4.		DESKTOP INSERT
5.		PULL
6.		GROMMET
7.		LOCKING
8.		KEYING
9.		PENCIL LIP COLOR (TROUGH ONLY)
10.		OFFICE #

See inside front cover for required option codes

Example

See set 1 below for grommet option codes

No Grommet	**GN**	
Left	**GL** ___	(Add +$175)
Right	**GR** ___	(Add +$175)
Left & Right	**GB** ___	(Add +$350)

___= add grommet bezel color and door finish to complete option pick.

SV = silver bezel, veneer door
BV = black bezel, veneer door
WG = silver bezel, white glass door
MG = silver bezel, muslin glass door
BG = black bezel, black glass door

Example: **GLSV** = left grommet, silver bezel, veneer door

GAADRO3072R-3WW.NC215.FF.TVN.MPS.GN.LY.RMS.OFC1

GAADRO3072R-3WW	NC215	FF	TVN	MPS	GN	LY	RMS	OFC1
MODEL NUMBER	FINISH	TOP UV FINISH	DESKTOP INSERT	PULL	GROMMET	LOCKING	KEYING	OFFICE #

EXTENSIONS

Left Hand | Stainless Metal Base

	D	W	H	model number	veneer 1	veneer 2
BASE LEFT NO TROUGH						
	30	72	29 7/16	**GAAXRL3072L-W**	4,786	5,265
	36	72	29 7/16	**GAAXRL3672L-W**	4,933	5,426
	36	78	29 7/16	**GAAXRL3678L-W**	5,081	5,589
	36	84	29 7/16	**GAAXRL3684L-W**	5,234	5,757

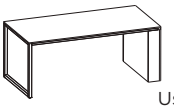

User Side

BASE LEFT TROUGH RIGHT END						
	30	72	29 7/16	**GAAXRL3072TL-W**	4,786	5,265
	36	72	29 7/16	**GAAXRL3672TL-W**	4,933	5,426
	36	78	29 7/16	**GAAXRL3678TL-W**	5,081	5,589
	36	84	29 7/16	**GAAXRL3684TL-W**	5,234	5,757

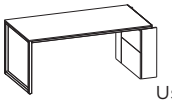

User Side

- Optional 10″ height modesty panel with 6″ overhang

- Trough end units are required when a tackzone spans over the end of the desk worksurface.
- Trough units include a metal pencil lip

NOTE: Plastic Trough Insert is REQUIRED and must be ordered separately across entire length of trough (see page 131 to order).

PRODUCT INFO

Stainless base is 1.5" square stainless tube with brushed finish

1.5" worksurface is rabbeted into stainless base assembly - ½" top thickness is visible on all sides

Long grain veneer on worksurface

TO ORDER PLEASE SPECIFY THE FOLLOWING:

1. _____ MODEL NUMBER
2. _____ FINISH
3. _____ TOP UV FINISH TYPE
4. _____ DESKTOP INSERT
5. _____ MODESTY
6. _____ GROMMET
7. _____ PENCIL LIP COLOR (TROUGH ONLY)
8. _____ OFFICE #

See inside front cover for required option codes

See set 3 below for grommet option codes

No Grommet	**GN**
Right	**GR** ___ (Add +$175)

___ = add grommet bezel color and door finish to complete option pick.

SV = silver bezel, veneer door
BV = black bezel, veneer door
WG = silver bezel, white glass door
MG = silver bezel, muslin glass door
BG = black bezel, black glass door

Example: **GRSV** = right grommet, silver bezel, veneer door

Example

GAAXRL3072L-W.NC215.FF.TVN.MY.GN.OFC1

GAAXRL3072L-W	NC215	FF	TVN	MY	GN	OFC1
MODEL NUMBER	FINISH	TOP UV FINISH	DESKTOP INSERT	MODESTY	GROMMET	OFFICE #

EXTENSIONS

Right Hand | Stainless Metal Base

	D	W	H	model number	veneer 1	veneer 2
BASE RIGHT NO TROUGH						
	30	72	29 7/16	**GAAXRL3072R-W**	4,786	5,265
	36	72	29 7/16	**GAAXRL3672R-W**	4,933	5,426
	36	78	29 7/16	**GAAXRL3678R-W**	5,081	5,589
	36	84	29 7/16	**GAAXRL3684R-W**	5,234	5,757

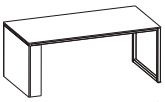

User Side

BASE RIGHT TROUGH LEFT END						
	30	72	29 7/16	**GAAXRL3072TR-W**	4,786	5,265
	36	72	29 7/16	**GAAXRL3672TR-W**	4,933	5,426
	36	78	29 7/16	**GAAXRL3678TR-W**	5,081	5,589
	36	84	29 7/16	**GAAXRL3684TR-W**	5,234	5,757

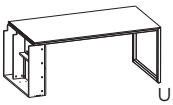

User Side

- Optional 10″ height modesty panel with 6″ overhang

- Trough end units are required when a tackzone spans over the end of the desk worksurface.
- Trough units include a metal pencil lip

NOTE: Plastic Trough Insert is REQUIRED and must be ordered separately across entire length of trough (see page 131 to order).

PRODUCT INFO

Stainless base is 1.5" square stainless tube with brushed finish

1.5" worksurface is rabbeted into stainless base assembly -½" top thickness is visible on all sides

Long grain veneer on worksurface

TO ORDER PLEASE SPECIFY THE FOLLOWING:

1. _____ MODEL NUMBER
2. _____ FINISH
3. _____ TOP UV FINISH TYPE
4. _____ DESKTOP INSERT
5. _____ MODESTY
6. _____ GROMMET
7. _____ PENCIL LIP COLOR (TROUGH ONLY)
8. _____ OFFICE #

See inside front cover for required option codes

See set 2 below for grommet option codes

No Grommet **GN**
Left **GL** ___ (Add +$175)

___ = add grommet bezel color and door finish to complete option pick.

SV = silver bezel, veneer door
BV = black bezel, veneer door
WG = silver bezel, white glass door
MG = silver bezel, muslin glass door
BG = black bezel, black glass door

Example: **GLSV** = left grommet, silver bezel, veneer door

Example

GAAXRL3072R-W.NC215.FF.TVN.MY.GN.OFC1

GAAXRL3072R-W	NC215	FF	TVN	MY	GN	OFC1
MODEL NUMBER	FINISH	TOP UV FINISH	DESKTOP INSERT	MODESTY	GROMMET	OFFICE #

EXTENSIONS

Left Hand | Modesty Panel Base

	D	W	H	model number	veneer 1	veneer 2
BASE LEFT NO TROUGH						
	30	72	29 7/16	**GAAXRM3072L-W**	3,937	4,331
	36	72	29 7/16	**GAAXRM3672L-W**	4,058	4,464
	36	78	29 7/16	**GAAXRM3678L-W**	4,181	4,599
	36	84	29 7/16	**GAAXRM3684L-W**	4,306	4,737

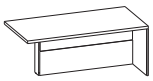

User Side

BASE LEFT TROUGH RIGHT END						
	30	72	29 7/16	**GAAXRM3072TL-W**	3,937	4,331
	36	72	29 7/16	**GAAXRM3672TL-W**	4,058	4,464
	36	78	29 7/16	**GAAXRM3678TL-W**	4,181	4,599
	36	84	29 7/16	**GAAXRM3684TL-W**	4,306	4,737

User Side

- 10″ overhang approach side
- 15″ overhang on conference end

- Trough end units are required when a tackzone spans over the end of the desk worksurface.
- Trough units include a metal pencil lip

NOTE: Plastic Trough Insert is REQUIRED and must be ordered separately across entire length of trough (see page 131 to order).

PRODUCT INFO

Long grain veneer on worksurface

TO ORDER PLEASE SPECIFY THE FOLLOWING:

1. _____ MODEL NUMBER
2. _____ FINISH
3. _____ TOP UV FINISH TYPE
4. _____ DESKTOP INSERT
5. _____ GROMMET
6. _____ PENCIL LIP COLOR (TROUGH ONLY)
7. _____ OFFICE #

See set 3 below for grommet option codes

No Grommet **GN**
Right **GR** ___ (Add +$175)

___ = add grommet bezel color and door finish to complete option pick.

SV = silver bezel, veneer door
BV = black bezel, veneer door
WG = silver bezel, white glass door
MG = silver bezel, muslin glass door
BG = black bezel, black glass door

Example: **GRSV** = right grommet, silver bezel, veneer door

See inside front cover for required option codes

Example

GAAXRM3072L-W.NC215.FF.TVN.GN.OFC1

GAAXRM3072L-W	NC215	FF	TVN	GN	OFC1
MODEL NUMBER	FINISH	TOP UV FINISH	DESKTOP INSERT	GROMMET	OFFICE #

EXTENSIONS

Right Hand | Modesty Panel Base

	D	W	H	model number	veneer 1	veneer 2
BASE RIGHT NO TROUGH	30	72	29 7/16	**GAAXRM3072R-W**	3,937	4,331
	36	72	29 7/16	**GAAXRM3672R-W**	4,058	4,464
	36	78	29 7/16	**GAAXRM3678R-W**	4,181	4,599
	36	84	29 7/16	**GAAXRM3684R-W**	4,306	4,737

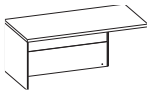

User Side

BASE RIGHT TROUGH LEFT END	30	72	29 7/16	**GAAXRM3072TR-W**	3,937	4,331
	36	72	29 7/16	**GAAXRM3672TR-W**	4,058	4,464
	36	78	29 7/16	**GAAXRM3678TR-W**	4,181	4,599
	36	84	29 7/16	**GAAXRM3684TR-W**	4,306	4,737

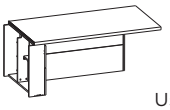

User Side

- 10″ overhang approach side
- 15″ overhang on conference end

- Trough end units are required when a tackzone spans over the end of the desk worksurface.
- Trough units include a metal pencil lip

NOTE: Plastic Trough Insert is REQUIRED and must be ordered separately across entire length of trough (see page 131 to order).

PRODUCT INFO

Long grain veneer on worksurface

TO ORDER PLEASE SPECIFY THE FOLLOWING:

1. _____ MODEL NUMBER
2. _____ FINISH
3. _____ TOP UV FINISH TYPE
4. _____ DESKTOP INSERT
5. _____ GROMMET
6. _____ PENCIL LIP COLOR (TROUGH ONLY)
7. _____ OFFICE #

See set 2 below for grommet option codes

No Grommet **GN**
Left **GL** ___ (Add +$175)

___ = add grommet bezel color and door finish to complete option pick.

SV = silver bezel, veneer door
BV = black bezel, veneer door
WG = silver bezel, white glass door
MG = silver bezel, muslin glass door
BG = black bezel, black glass door

Example: **GLSV** = left grommet, silver bezel, veneer door

See inside front cover for required option codes

Example

GAAXRM3072R-W.NC215.FF.TVN.GN.OFC1

GAAXRM3072R-W	NC215	FF	TVN	GN	OFC1
MODEL NUMBER	FINISH	TOP UV FINISH	DESKTOP INSERT	GROMMET	OFFICE #

EXTENSIONS

Left Hand | Height Adjustable Base

	D	W	H	model number	veneer 1	veneer 2
CONFERENCE END LEFT NO TROUGH						
	30	72	29 7/16	**GAAXRA3072L-W**	8,122	8,934
	36	72	29 7/16	**GAAXRA3672L-W**	8,373	9,210
	36	78	29 7/16	**GAAXRA3678L-W**	8,624	9,486
	36	84	29 7/16	**GAAXRA3684L-W**	8,883	9,771

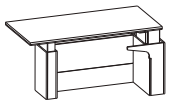

User Side

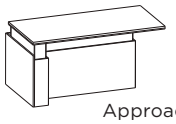

Approach Side

CONFERENCE END LEFT TROUGH RIGHT END						
	30	72	29 7/16	**GAAXRA3072TL-W**	8,122	8,934
	36	72	29 7/16	**GAAXRA3672TL-W**	8,373	9,210
	36	78	29 7/16	**GAAXRA3678TL-W**	8,624	9,486
	36	84	29 7/16	**GAAXRA3684TL-W**	8,883	9,771

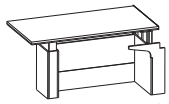

User Side

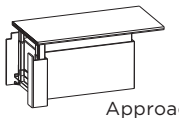

Approach Side

- 10″ overhang approach side
- 15″ overhang on conference end

- Trough end units are required when a tackzone spans over the end of the desk worksurface.
- Trough units include a metal pencil lip

- Provides sit-to-stand electric height adjustment
- Height adjustable mechanism is integrated into a wood base
- Includes black metal shroud to conceal height adjustable hardware when in raised position
- 29.5″ to 42.5″ height adjustment range

- If attaching to a bridge, specify bridge model for use with height adjustable extensions
- If attaching to a return, a 3″ shorter width modesty or wall access panel must be used on return

NOTE: Plastic Trough Insert is REQUIRED and must be ordered separately across entire length of trough (see page 131 to order).

PRODUCT INFO

Long grain veneer on worksurface

TO ORDER PLEASE SPECIFY THE FOLLOWING:

1. _____ MODEL NUMBER
2. _____ FINISH
3. _____ TOP UV FINISH TYPE
4. _____ DESKTOP INSERT
5. _____ GROMMET
6. _____ PENCIL LIP COLOR (TROUGH ONLY)
7. _____ OFFICE #

See set 3 below for grommet option codes

No Grommet **GN**
Right **GR** ___ (Add +$175)

___ = add grommet bezel color and door finish to complete option pick.

SV = silver bezel, veneer door
BV = black bezel, veneer door
WG = silver bezel, white glass door
MG = silver bezel, muslin glass door
BG = black bezel, black glass door

Example: **GRSV** = right grommet, silver bezel, veneer door

See inside front cover for required option codes

Example

GAAXRA3072L-W.NC215.FF.TVN.GN.OFC1

GAAXRA3072L-W	NC215	FF	TVN	GN	OFC1
MODEL NUMBER	FINISH	TOP UV FINISH	DESKTOP INSERT	GROMMET	OFFICE #

EXTENSIONS

Right Hand | Height Adjustable Base

	D	W	H	model number	veneer 1	veneer 2
CONFERENCE END RIGHT NO TROUGH	30	72	29 7/16	**GAAXRA3072R-W**	8,122	8,934
	36	72	29 7/16	**GAAXRA3672R-W**	8,373	9,210
	36	78	29 7/16	**GAAXRA3678R-W**	8,624	9,486
	36	84	29 7/16	**GAAXRA3684R-W**	8,883	9,771

User Side

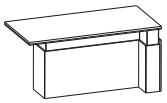

Approach Side

	D	W	H	model number	veneer 1	veneer 2
CONFERENCE END RIGHT TROUGH LEFT END	30	72	29 7/16	**GAAXRA3072TR-W**	8,122	8,934
	36	72	29 7/16	**GAAXRA3672TR-W**	8,373	9,210
	36	78	29 7/16	**GAAXRA3678TR-W**	8,624	9,486
	36	84	29 7/16	**GAAXRA3684TR-W**	8,883	9,771

User Side

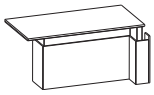

Approach Side

- 10″ overhang approach side
- 15″ overhang on conference end

- Trough end units are required when a tackzone spans over the end of the desk worksurface.
- Trough units include a metal pencil lip

- Provides sit-to-stand electric height adjustment
- Height adjustable mechanism is integrated into a wood base
- Includes black metal shroud to conceal height adjustable hardware when in raised position
- 29.5″ to 42.5″ height adjustment range

- If attaching to a bridge, specify bridge model for use with height adjustable extensions
- If attaching to a return, a 3″ shorter width modesty or wall access panel must be used on return

NOTE: Plastic Trough Insert is REQUIRED and must be ordered separately across entire length of trough (see page 131 to order).

PRODUCT INFO

Long grain veneer on worksurface

TO ORDER PLEASE SPECIFY THE FOLLOWING:

1.		MODEL NUMBER
2.		FINISH
3.		TOP UV FINISH TYPE
4.		DESKTOP INSERT
5.		GROMMET
6.		PENCIL LIP COLOR (TROUGH ONLY)
7.		OFFICE #

See set 2 below for grommet option codes

No Grommet **GN**
Left **GL** ___ (Add +$175)

___ = add grommet bezel color and door finish to complete option pick.

SV = silver bezel, veneer door
BV = black bezel, veneer door
WG = silver bezel, white glass door
MG = silver bezel, muslin glass door
BG = black bezel, black glass door

Example: **GLSV** = left grommet, silver bezel, veneer door

See inside front cover for required option codes

Example

GAAXRA3072R-W.NC215.FF.TVN.GN.OFC1

GAAXRA3072R-W	NC215	FF	TVN	GN	OFC1
MODEL NUMBER	FINISH	TOP UV FINISH	DESKTOP INSERT	GROMMET	OFFICE #

EXTENSIONS

Left Hand | Miter End Panel Base

	D	W	H	model number	veneer 1	veneer 2
BASE LEFT NO TROUGH	30	72	29 7/16	**GAAXRR3072L-W**	3,599	3,959
	36	72	29 7/16	**GAAXRR3672L-W**	3,710	4,081
	36	78	29 7/16	**GAAXRR3678L-W**	3,821	4,203
	36	84	29 7/16	**GAAXRR3684L-W**	3,936	4,330

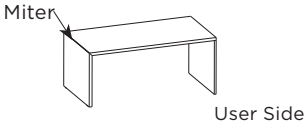

BASE LEFT TROUGH RIGHT END	30	72	29 7/16	**GAAXRR3072TL-W**	3,599	3,959
	36	72	29 7/16	**GAAXRR3672TL-W**	3,710	4,081
	36	78	29 7/16	**GAAXRR3678TL-W**	3,821	4,203
	36	84	29 7/16	**GAAXRR3684TL-W**	3,936	4,330

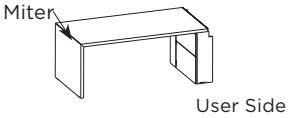

- 6″ overhang approach side
- Trough end units are required when a tackzone spans over the end of the desk worksurface.
- Trough units include a metal pencil lip

NOTE: Plastic Trough Insert is REQUIRED and must be ordered separately across entire length of trough (see page 131 to order).

PRODUCT INFO

Long grain veneer on worksurface

TO ORDER PLEASE SPECIFY THE FOLLOWING:

1. _____ MODEL NUMBER
2. _____ FINISH
3. _____ TOP UV FINISH TYPE
4. _____ DESKTOP INSERT
5. _____ GROMMET
6. _____ PENCIL LIP COLOR (TROUGH ONLY)
7. _____ OFFICE #

See set 3 below for grommet option codes

No Grommet **GN**
Right **GR** ___ (Add +$175)

___ = add grommet bezel color and door finish to complete option pick.

SV = silver bezel, veneer door
BV = black bezel, veneer door
WG = silver bezel, white glass door
MG = silver bezel, muslin glass door
BG = black bezel, black glass door

Example: **GRSV** = right grommet, silver bezel, veneer door

See inside front cover for required option codes

Example

GAAXRR3072L-W.NC215.FF.TVN.GN.OFC1

GAAXRR3072L-W	NC215	FF	TVN	GN	OFC1
MODEL NUMBER	FINISH	TOP UV FINISH	DESKTOP INSERT	GROMMET	OFFICE #

EXTENSIONS

Right Hand | Miter End Panel Base

	D	W	H	model number	veneer 1	veneer 2
BASE RIGHT NO TROUGH	30	72	29 7/16	**GAAXRR3072R-W**	3,599	3,959
	36	72	29 7/16	**GAAXRR3672R-W**	3,710	4,081
	36	78	29 7/16	**GAAXRR3678R-W**	3,821	4,203
	36	84	29 7/16	**GAAXRR3684R-W**	3,936	4,330

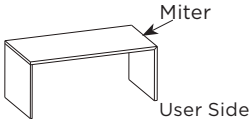

	D	W	H	model number	veneer 1	veneer 2
BASE RIGHT TROUGH LEFT END	30	72	29 7/16	**GAAXRR3072TR-W**	3,599	3,959
	36	72	29 7/16	**GAAXRR3672TR-W**	3,710	4,081
	36	78	29 7/16	**GAAXRR3678TR-W**	3,821	4,203
	36	84	29 7/16	**GAAXRR3684TR-W**	3,936	4,330

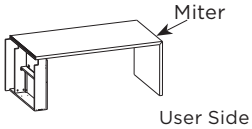

- 6″ overhang approach side

- Trough end units are required when a tackzone spans over the end of the desk worksurface.
- Trough units include a metal pencil lip

NOTE: Plastic Trough Insert is REQUIRED and must be ordered separately across entire length of trough (see page 131 to order).

PRODUCT INFO

Long grain veneer on worksurface

TO ORDER PLEASE SPECIFY THE FOLLOWING:

1. _____ MODEL NUMBER
2. _____ FINISH
3. _____ TOP UV FINISH TYPE
4. _____ DESKTOP INSERT
5. _____ GROMMET
6. _____ PENCIL LIP COLOR (TROUGH ONLY)
7. _____ OFFICE #

See set 2 below for grommet option codes

No Grommet	**GN**
Left	**GL** ___ (Add +$175)

___ = add grommet bezel color and door finish to complete option pick.

SV = silver bezel, veneer door
BV = black bezel, veneer door
WG = silver bezel, white glass door
MG = silver bezel, muslin glass door
BG = black bezel, black glass door

Example: **GLSV** = left grommet, silver bezel, veneer door

See inside front cover for required option codes

Example

GAAXRR3072R-W.NC215.FF.TVN.GN.OFC1

GAAXRR3072R-W	NC215	FF	TVN	GN	OFC1
MODEL NUMBER	FINISH	TOP UV FINISH	DESKTOP INSERT	GROMMET	OFFICE #

RUNOFF DESKS

Left Hand | Stainless Metal Base

	D	W	H	model number	veneer 1	veneer 2
STANDARD BASE LEFT						
	30	48	29 7/16	**GAARRL3048L-W**	4,068	4,475
	30	54	29 7/16	**GAARRL3054L-W**	4,189	4,608
	36	54	29 7/16	**GAARRL3654L-W**	4,315	4,747
	36	60	29 7/16	**GAARRL3660L-W**	4,445	4,890

User Side

- Optional 10″ height modesty panel with 6″ overhang

LAYERS OVERLAPPING BASE LEFT						
	30	72	29 7/16	**GAARLRL3072L-W**	4,271	4,698
	30	78	29 7/16	**GAARLRL3078L-W**	4,485	4,934
	36	78	29 7/16	**GAARLRL3678L-W**	4,709	5,180
	36	84	29 7/16	**GAARLRL3684L-W**	4,944	5,438

User Side

- Optional 10″ height modesty panel with 6″ overhang
- Layers units overlap low height credenza worksurfaces
- Includes layers box
- Unit is free-floating on lower credenza worksurface

PRODUCT INFO

Stainless base is 1.5″ square stainless tube with brushed finish

1.5″ worksurface is rabbeted into stainless base assembly - ½″ top thickness is visible on all sides

Short grain veneer on worksurface

TO ORDER PLEASE SPECIFY THE FOLLOWING:

1. _____ MODEL NUMBER
2. _____ FINISH
3. _____ TOP UV FINISH TYPE
4. _____ MODESTY
5. _____ GROMMET
6. _____ OFFICE #

See set 3 below for grommet option codes

No Grommet **GN**
Right **GR** ___ (Add +$175)

___ = add grommet bezel color and door finish to complete option pick.

SV = silver bezel, veneer door
BV = black bezel, veneer door
WG = silver bezel, white glass door
MG = silver bezel, muslin glass door
BG = black bezel, black glass door

Example: **GRSV** = right grommet, silver bezel, veneer door

See inside front cover for required option codes

Example

GAARRL3048L-W.NC215.FF.TVN.MY.GN.OFC1

GAARRL3048L-W	NC215	FF	TVN	MY	GN	OFC1
MODEL NUMBER	FINISH	TOP UV FINISH	DESKTOP INSERT	MODESTY	GROMMET	OFFICE #

RUNOFF DESKS

Right Hand | Stainless Metal Base

	D	W	H	model number	veneer 1	veneer 2
STANDARD BASE RIGHT						
	30	48	29 7/16	**GAARRL3048R-W**	4,068	4,475
	30	54	29 7/16	**GAARRL3054R-W**	4,189	4,608
	36	54	29 7/16	**GAARRL3654R-W**	4,315	4,747
	36	60	29 7/16	**GAARRL3660R-W**	4,445	4,890

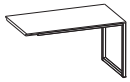

User Side

- Optional 10″ height modesty panel with 6″ overhang

LAYERS OVERLAPPING BASE RIGHT						
	30	72	29 7/16	**GAARLRL3072R-W**	4,271	4,698
	30	78	29 7/16	**GAARLRL3078R-W**	4,485	4,934
	36	78	29 7/16	**GAARLRL3678R-W**	4,709	5,180
	36	84	29 7/16	**GAARLRL3684R-W**	4,944	5,438

User Side

- Optional 10″ height modesty panel with 6″ overhang
- Layers units overlap low height credenza worksurfaces
- Includes layers box
- Unit is free-floating on lower credenza worksurface

PRODUCT INFO

Stainless base is 1.5″ square stainless tube with brushed finish

1.5″ worksurface is rabbeted into stainless base assembly - ½″ top thickness is visible on all sides

Short grain veneer on worksurface

TO ORDER PLEASE SPECIFY THE FOLLOWING:

1. _____ MODEL NUMBER
2. _____ FINISH
3. _____ TOP UV FINISH TYPE
4. _____ MODESTY
5. _____ GROMMET
6. _____ OFFICE #

See set 2 below for grommet option codes

No Grommet **GN**
Left **GL** ___ (Add +$175)

___ = add grommet bezel color and door finish to complete option pick.

SV = silver bezel, veneer door
BV = black bezel, veneer door
WG = silver bezel, white glass door
MG = silver bezel, muslin glass door
BG = black bezel, black glass door

Example: **GLSV** = left grommet, silver bezel, veneer door

See inside front cover for required option codes

Example

GAARRL3048R-W.NC215.FF.TVN.MY.GN.OFC1

GAARRL3048R-W	NC215	FF	TVN	MY	GN	OFC1
MODEL NUMBER	FINISH	TOP UV FINISH	DESKTOP INSERT	MODESTY	GROMMET	OFFICE#

RUNOFF DESKS

Left Hand | Miter Panel Base

	D	W	H	model number	veneer 1	veneer 2
STANDARD BASE LEFT						
	30	48	29 7/16	**GAARRR3048L-W**	3,058	3,364
	30	54	29 7/16	**GAARRR3054L-W**	3,150	3,465
	36	54	29 7/16	**GAARRR3654L-W**	3,245	3,570
	36	60	29 7/16	**GAARRR3660L-W**	3,342	3,676

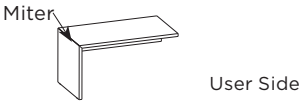

- 6″ overhang approach side

LAYERS OVERLAPPING BASE LEFT						
	30	72	29 7/16	**GAARLRR3072L-W**	3,212	3,533
	30	78	29 7/16	**GAARLRR3078L-W**	3,372	3,709
	36	78	29 7/16	**GAARLRR3678L-W**	3,540	3,894
	36	84	29 7/16	**GAARLRR3684L-W**	3,717	4,089

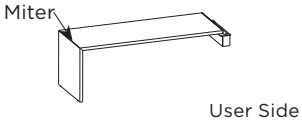

- 6″ overhang approach side

- Layers units overlap low height credenza worksurfaces
- Includes layers box
- Unit is free-floating on lower credenza worksurface

PRODUCT INFO

Short grain veneer on worksurface

TO ORDER PLEASE SPECIFY THE FOLLOWING:

1. _____ MODEL NUMBER
2. _____ FINISH
3. _____ TOP UV FINISH TYPE
4. _____ GROMMET
5. _____ OFFICE #

See set 3 below for grommet option codes

No Grommet **GN**
Right **GR** ___ (Add +$175)

___ = add grommet bezel color and door finish to complete option pick.

SV = silver bezel, veneer door
BV = black bezel, veneer door
WG = silver bezel, white glass door
MG = silver bezel, muslin glass door
BG = black bezel, black glass door

Example: **GRSV** = right grommet, silver bezel, veneer door

See inside front cover for required option codes

Example

GAARRR3048L-W.NC215.FF.TVN.GNS.OFC1

GAARRR3048L-W	NC215	FF	TVN	GN	OFC1
MODEL NUMBER	FINISH	TOP UV FINISH	DESKTOP INSERT	GROMMET	OFFICE #

RUNOFF DESKS

Right Hand | Miter Panel Base

	D	W	H	model number	veneer 1	veneer 2
STANDARD BASE RIGHT						
	30	48	29 7/16	**GAARRR3048R-W**	3,058	3,364
	30	54	29 7/16	**GAARRR3054R-W**	3,150	3,465
	36	54	29 7/16	**GAARRR3654R-W**	3,245	3,570
	36	60	29 7/16	**GAARRR3660R-W**	3,342	3,676

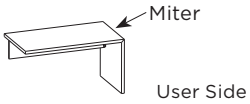

- 6″ overhang approach side

	D	W	H	model number	veneer 1	veneer 2
LAYERS OVERLAPPING BASE RIGHT						
	30	72	29 7/16	**GAARLRR3072R-W**	3,212	3,533
	30	78	29 7/16	**GAARLRR3078R-W**	3,372	3,709
	36	78	29 7/16	**GAARLRR3678R-W**	3,540	3,894
	36	84	29 7/16	**GAARLRR3684R-W**	3,717	4,089

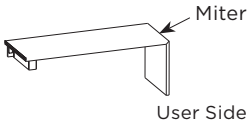

- 6″ overhang approach side

- Layers units overlap low height credenza worksurfaces
- Includes layers box
- Unit is free-floating on lower credenza worksurface

PRODUCT INFO

Short grain veneer on worksurface

TO ORDER PLEASE SPECIFY THE FOLLOWING:

1. _____ MODEL NUMBER
2. _____ FINISH
3. _____ TOP UV FINISH TYPE
4. _____ GROMMET
5. _____ OFFICE #

See set 2 below for grommet option codes

No Grommet **GN**
Left **GL** ___ (Add +$175)

___ = add grommet bezel color and door finish to complete option pick.

SV = silver bezel, veneer door
BV = black bezel, veneer door
WG = silver bezel, white glass door
MG = silver bezel, muslin glass door
BG = black bezel, black glass door

Example: **GLSV** = left grommet, silver bezel, veneer door

See inside front cover for required option codes

Example

GAARRR3048R-W.NC215.FF.TVN.GN.OFC1

GAARRR3048R-W	NC215	FF	TVN	GN	OFC1
MODEL NUMBER	FINISH	TOP UV FINISH	DESKTOP INSERT	GROMMET	OFFICE #

RUNOFF DESKS

Left Hand | Pedestal

STANDARD PEDESTAL LEFT

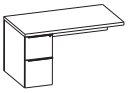

User Side

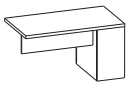

Approach Side

	D	W	H	model number	veneer 1	veneer 2
	30	48	29 7/16	**GAARRO3048L-3W**	3,668	4,035
	30	54	29 7/16	**GAARRO3054L-3W**	3,778	4,156
	36	54	29 7/16	**GAARRO3654L-3W**	3,890	4,279
	36	60	29 7/16	**GAARRO3660L-3W**	4,007	4,408

- 6″ overhang approach side
- -3 pedestals include hidden upper box drawer
- All units include 15″ width pedestal

LAYERS OVERLAPPING PEDESTAL LEFT

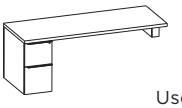

User Side

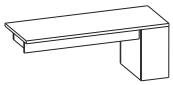

Approach Side

	D	W	H	model number	veneer 1	veneer 2
	30	72	29 7/16	**GAARLRO3072L-3W**	3,851	4,236
	30	78	29 7/16	**GAARLRO3078L-3W**	4,044	4,448
	36	78	29 7/16	**GAARLRO3678L-3W**	4,245	4,670
	36	84	29 7/16	**GAARLRO3684L-3W**	4,458	4,904

- 6″ overhang approach side
- -3 pedestals include hidden upper box drawer
- All units include 15″ width pedestal

- Layers units overlap low height credenza worksurfaces
- Includes layers box
- Unit is free-floating on lower credenza worksurface

PRODUCT INFO

Short grain veneer on worksurface

TO ORDER PLEASE SPECIFY THE FOLLOWING:

1. MODEL NUMBER
2. FINISH
3. TOP UV FINISH TYPE
4. PULL
5. MODESTY
6. GROMMET
7. LOCKING
8. KEYING
9. OFFICE #

See inside front cover for required option codes

See set 3 below for grommet option codes

No Grommet **GN**
Right **GR** ___ (Add +$175)

___ = add grommet bezel color and door finish to complete option pick.

SV = silver bezel, veneer door
BV = black bezel, veneer door
WG = silver bezel, white glass door
MG = silver bezel, muslin glass door
BG = black bezel, black glass door

Example: **GRSV** = right grommet, silver bezel, veneer door

Example

GAARRO3048L-3W.NC215.FF.TVN.MPS.MY.GN.LY.RMS.OFC1

GAARRO3048L-3W	NC215	FF	TVN	MPS	MY	GN	LY	RMS	OFC1
MODEL NUMBER	FINISH	TOP UV FINISH	DESKTOP INSERT	PULL	MODESTY	GROMMET	LOCKING	KEYING	OFFICE #

RUNOFF DESKS

Right Hand | Pedestal

STANDARD PEDESTAL RIGHT

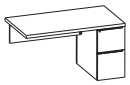

User Side

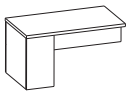

Approach Side

D	W	H	model number	veneer 1	veneer 2
30	48	29 7/16	**GAARRO3048R-3W**	3,668	4,035
30	54	29 7/16	**GAARRO3054R-3W**	3,778	4,156
36	54	29 7/16	**GAARRO3654R-3W**	3,890	4,279
36	60	29 7/16	**GAARRO3660R-3W**	4,007	4,408

- 6″ overhang approach side
- -3 pedestals include hidden upper box drawe
- All units include 15″ width pedestal

LAYERS OVERLAPPING PEDESTAL RIGHT

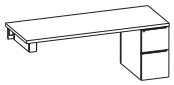

User Side

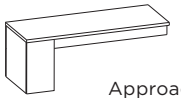

Approach Side

D	W	H	model number	veneer 1	veneer 2
30	72	29 7/16	**GAARLRO3072R-3W**	3,851	4,236
30	78	29 7/16	**GAARLRO3078R-3W**	4,044	4,448
36	78	29 7/16	**GAARLRO3678R-3W**	4,245	4,670
36	84	29 7/16	**GAARLRO3684R-3W**	4,458	4,904

- 6″ overhang approach side
- -3 pedestals include hidden upper box drawer
- All units include 15″ width pedestal

- Layers units overlap low height credenza worksurfaces
- Includes layers box
- Unit is free-floating on lower credenza worksurface

PRODUCT INFO

Short grain veneer on worksurface

TO ORDER PLEASE SPECIFY THE FOLLOWING:

1.		MODEL NUMBER
2.		FINISH
3.		TOP UV FINISH TYPE
4.		PULL
5.		MODESTY
6.		GROMMET
7.		LOCKING
8.		KEYING
9.		OFFICE #

See inside front cover for required option codes

See set 2 below for grommet option codes

No Grommet **GN**
Left **GL** ___ (Add +$175)

___ = add grommet bezel color and door finish to complete option pick.

SV = silver bezel, veneer door
BV = black bezel, veneer door
WG = silver bezel, white glass door
MG = silver bezel, muslin glass door
BG = black bezel, black glass door

Example: **GLSV** = left grommet, silver bezel, veneer door

Example

GAADTRM3672L-3WW.NC215.FF.TVN.MPS.GN.LY.RMS.OFC1

GAADTRM3672L-3WW	NC215	FF	TVN	MPS	MY	GN	LY	RMS	OFC1
MODEL NUMBER	FINISH	TOP UV FINISH	DESKTOP INSERT	PULL	MODESTY	GROMMET	LOCKING	KEYING	OFFICE #

BRIDGES

standard

	D	W	H	model number	veneer 1	veneer 2
STANDARD						
	24	42	29 7/16	**GAABRG2442-WW**	1,666	1,833
	24	48	29 7/16	**GAABRG2448-WW**	1,714	1,885
	24	54	29 7/16	**GAABRG2454-WW**	1,764	1,940

- Optional no modesty panel (deduct -$700) or full height modesty panel

FOR USE WITH HEIGHT ADJUSTABLE EXTENSIONS	24	42	29 7/16	**GAABRG2442A-WW**	1,666	1,833
	24	48	29 7/16	**GAABRG2448A-WW**	1,714	1,885
	24	54	29 7/16	**GAABRG2454A-WW**	1,764	1,940

- Optional no modesty panel (deduct -$700) or full height modesty panel

LAYERS FOR USE WITH STANDARD OR HEIGHT ADJUSTABLE DESKS/EXTENSIONS	24	66	29 7/16	**GAABLRG2466-W**	1,751	1,926
	24	72	29 7/16	**GAABLRG2472-W**	1,800	1,980
	24	78	29 7/16	**GAABLRG2478-W**	1,852	2,037

- No modesty panel
- Layers units overlap low height credenza worksurfaces
- Includes layers box
- Unit is free-floating on lower credenza worksurface

PRODUCT INFO

Short grain veneer on worksurface

TO ORDER PLEASE SPECIFY THE FOLLOWING:

1. _____ MODEL NUMBER
2. _____ FINISH
3. _____ TOP UV FINISH TYPE
4. _____ MODESTY
5. _____ GROMMET
6. _____ OFFICE #

See set 4 below for grommet option codes

No Grommet	**GN**
Center	**GC** ___ (Add +$175)

___ = add grommet bezel color and door finish to complete option pick.

SV = silver bezel, veneer door
BV = black bezel, veneer door
WG = silver bezel, white glass door
MG = silver bezel, muslin glass door
BG = black bezel, black glass door

Example: **GCSV** = center grommet, silver bezel, veneer door

See inside front cover for required option codes

Example

GAABRG2442-WW.NC215.FF.MY.GN.OFC1

GAABRG2442-WW	NC215	FF	MY	GN	OFC1
MODEL NUMBER	FINISH	TOP UV FINISH	MODESTY	GROMMET	OFFICE #

BRIDGES
trough back

STANDARD

Trough

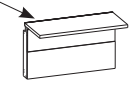

D	W	H	model number	veneer 1	veneer 2
21 1/4	42	29 7/16	**GAABRG2442T-WW**	2,162	2,378
21 1/4	48	29 7/16	**GAABRG2448T-WW**	2,210	2,431
21 1/4	54	29 7/16	**GAABRG2454T-WW**	2,260	2,486

- Optional no modesty panel (deduct -$1,150) or wall access panel
- Trough back units are required when a tackzone spans over the back of the worksurface
- Trough units include a metal pencil lip

FOR USE WITH HEIGHT ADJUSTABLE EXTENSIONS

Trough

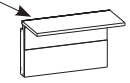

D	W	H	model number	veneer 1	veneer 2
21 1/4	42	29 7/16	**GAABRG2442TA-WW**	2,162	2,378
21 1/4	48	29 7/16	**GAABRG2448TA-WW**	2,210	2,431
21 1/4	54	29 7/16	**GAABRG2454TA-WW**	2,260	2,486

- Optional no modesty panel (deduct -$1,150) or wall access panel
- Trough back units are required when a tackzone spans over the back of the worksurface
- Trough units include a metal pencil lip

NOTE: Plastic Trough Insert is REQUIRED and must be ordered separately across entire length of trough (see page 131 to order).

PRODUCT INFO

Short grain veneer on worksurface

TO ORDER PLEASE SPECIFY THE FOLLOWING:

1. _____ MODEL NUMBER
2. _____ FINISH
3. _____ TOP UV FINISH TYPE
4. _____ MODESTY
5. _____ PENCIL LIP (TROUGH ONLY)
6. _____ OFFICE #

See inside front cover for required option codes

Example

GAABRG2442T-WW.NC215.FF.MY.PLS.OFC1

GAABRG2442T-WW	NC215	FF	MY	PLS	OFC1
MODEL NUMBER	FINISH	TOP UV FINISH	MODESTY	PENCIL LIP	OFFICE #

CREDENZA WORKSURFACES

standard & trough back

	D	W	H	model number	veneer 1	veneer 2
STANDARD						
	24	60	1 1/2	**GAACWR2460-W**	1,045	1,150
	24	66	1 1/2	**GAACWR2466-W**	1,100	1,210
	24	72	1 1/2	**GAACWR2472-W**	1,158	1,274
	24	78	1 1/2	**GAACWR2478-W**	1,216	1,338
	24	84	1 1/2	**GAACWR2484-W**	1,276	1,404
	24	90	1 1/2	**GAACWR2490-W**	1,341	1,475
	24	96	1 1/2	**GAACWR2496-W**	1,407	1,548
	24	102	1 1/2	**GAACWR24102-W**	1,506	1,657
	24	108	1 1/2	**GAACWR24108-W**	1,642	1,806
	24	114	1 1/2	**GAACWR24114-W**	1,788	1,967
	24	120	1 1/2	**GAACWR24120-W**	1,950	2,145
TROUGH BACK						
Trough	21 1/4	60	1 1/2	**GAACWR2460T-W**	1,045	1,150
	21 1/4	66	1 1/2	**GAACWR2466T-W**	1,100	1,210
	21 1/4	72	1 1/2	**GAACWR2472T-W**	1,158	1,274
	21 1/4	78	1 1/2	**GAACWR2478T-W**	1,216	1,338
	21 1/4	84	1 1/2	**GAACWR2484T-W**	1,276	1,404
	21 1/4	90	1 1/2	**GAACWR2490T-W**	1,341	1,475
	21 1/4	96	1 1/2	**GAACWR2496T-W**	1,407	1,548
	21 1/4	102	1 1/2	**GAACWR24102T-W**	1,506	1,657
	21 1/4	108	1 1/2	**GAACWR24108T-W**	1,642	1,806
	21 1/4	114	1 1/2	**GAACWR24114T-W**	1,788	1,967
	21 1/4	120	1 1/2	**GAACWR24120T-W**	1,950	2,145

- Trough back units are required when a tackzone spans over the back of the worksurface
- Trough units include a metal pencil lip

NOTE: Plastic Trough Insert is REQUIRED and must be ordered separately across entire length of trough (see page 131 to order).

PRODUCT INFO

Long grain veneer on worksurface

TO ORDER PLEASE SPECIFY THE FOLLOWING:

1. _____ MODEL NUMBER
2. _____ FINISH
3. _____ TOP UV FINISH TYPE
4. _____ GROMMET (STANDARD TOP ONLY)
5. _____ PENCIL LIP (TROUGH ONLY)
6. _____ OFFICE #

See set 5 below for grommet option codes

No Grommet	**GN**
Left	**GL** ___ (Add +$175)
Right	**GR** ___ (Add +$175)
Center	**GC** ___ (Add +$175)

___ = add grommet bezel color and door finish to complete option pick.

SV = silver bezel, veneer door
BV = black bezel, veneer door
WG = silver bezel, white glass door
MG = silver bezel, muslin glass door
BG = black bezel, black glass door

Example: **GCSV** = center grommet, silver bezel, veneer door

See inside front cover for required option codes

Example

GAACWR2460-W.NC215.FF.GN.OFC1

GAACWR2460-W	NC215	FF	GN	OFC1
MODEL NUMBER	FINISH	TOP UV FINISH	GROMMET	OFFICE #

CREDENZA WORKSURFACES

trough end

TROUGH LEFT END

Trough

D	W	H	model number	veneer 1	veneer 2
24	60	1 1/2	**GAACWR2460TL-W**	1,045	1,150
24	66	1 1/2	**GAACWR2466TL-W**	1,100	1,210
24	72	1 1/2	**GAACWR2472TL-W**	1,158	1,274
24	78	1 1/2	**GAACWR2478TL-W**	1,216	1,338
24	84	1 1/2	**GAACWR2484TL-W**	1,276	1,404
24	90	1 1/2	**GAACWR2490TL-W**	1,341	1,475
24	96	1 1/2	**GAACWR2496TL-W**	1,407	1,548
24	102	1 1/2	**GAACWR24102TL-W**	1,506	1,657
24	108	1 1/2	**GAACWR24108TL-W**	1,642	1,806
24	114	1 1/2	**GAACWR24114TL-W**	1,788	1,967
24	120	1 1/2	**GAACWR24120TL-W**	1,950	2,145

- Trough left end units are required when a tack zone spans over the left end of the worksurface.
- Trough units include a metal pencil lip

TROUGH RIGHT END

Trough

D	W	H	model number	veneer 1	veneer 2
24	60	1 1/2	**GAACWR2460TR-W**	1,045	1,150
24	66	1 1/2	**GAACWR2466TR-W**	1,100	1,210
24	72	1 1/2	**GAACWR2472TR-W**	1,158	1,274
24	78	1 1/2	**GAACWR2478TR-W**	1,216	1,338
24	84	1 1/2	**GAACWR2484TR-W**	1,276	1,404
24	90	1 1/2	**GAACWR2490TR-W**	1,341	1,475
24	96	1 1/2	**GAACWR2496TR-W**	1,407	1,548
24	102	1 1/2	**GAACWR24102TR-W**	1,506	1,657
24	108	1 1/2	**GAACWR24108TR-W**	1,642	1,806
24	114	1 1/2	**GAACWR24114TR-W**	1,788	1,967
24	120	1 1/2	**GAACWR24120TR-W**	1,950	2,145

- Trough right end units are required when a tack zone spans over the right end of the worksurface.
- Trough units include a metal pencil lip

NOTE: Plastic Trough Insert is REQUIRED and must be ordered separately across entire length of trough (see page 131 to order).

PRODUCT INFO

Long grain veneer on worksurface

TO ORDER PLEASE SPECIFY THE FOLLOWING:

1. _____ **MODEL NUMBER**
2. _____ **FINISH**
3. _____ **TOP UV FINISH TYPE**
4. _____ **GROMMET**
5. _____ **PENCIL LIP (TROUGH ONLY)**
6. _____ **OFFICE #**

See set 5 below for grommet option codes

No Grommet	**GN**	
Left	**GL** ___	(Add +$175)
Right	**GR** ___	(Add +$175)
Center	**GC** ___	(Add +$175)

___ = add grommet bezel color and door finish to complete option pick.

SV = silver bezel, veneer door
BV = black bezel, veneer door
WG = silver bezel, white glass door
MG = silver bezel, muslin glass door
BG = black bezel, black glass door

Example: **GCSV** = center grommet, silver bezel, veneer door

See inside front cover for required option codes

Example

GAACWR2460TL-W.NC215.FF.GN.PLS.OFC1

GAACWR2460TL-W	NC215	FF	GN	PLS	OFC1
MODEL NUMBER	FINISH	TOP UV FINISH	GROMMET	PENCIL LIP	OFFICE #

RETURN WORKSURFACES

standard

	D	W	H	model number	veneer 1	veneer 2
STANDARD						
	24	42	1 1/2	**GAARWR2442-W**	895	985
	24	48	1 1/2	**GAARWR2448-W**	942	1,036
	24	54	1 1/2	**GAARWR2454-W**	992	1,091
	24	60	1 1/2	**GAARWR2460-W**	1,045	1,150
	24	66	1 1/2	**GAARWR2466-W**	1,100	1,210
	24	72	1 1/2	**GAARWR2472-W**	1,158	1,274

PRODUCT INFO

Short grain veneer on worksurface

TO ORDER PLEASE SPECIFY THE FOLLOWING:

1. MODEL NUMBER
2. FINISH
3. TOP UV FINISH TYPE
4. GROMMET
5. OFFICE #

See set 5 below for grommet option codes

No Grommet	**GN**
Left	**GL** ___ (Add +$175)
Right	**GR** ___ (Add +$175)
Center	**GC** ___ (Add +$175)

___ = add grommet bezel color and door finish to complete option pick.

SV = silver bezel, veneer door
BV = black bezel, veneer door
WG = silver bezel, white glass door
MG = silver bezel, muslin glass door
BG = black bezel, black glass door

Example: **GCSV** = center grommet, silver bezel, veneer door

See inside front cover for required option codes

Example

GAARWR2442-W.NC215.FF.GN.OFC1

GAARWR2442-W	NC215	FF	GN	OFC1
MODEL NUMBER	FINISH	TOP UV FINISH	GROMMET	OFFICE #

RETURN WORKSURFACES

trough back

TROUGH BACK

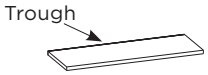

D	W	H	model number	veneer 1	veneer 2
21 1/4	42	1 1/2	**GAARWR2442T-W**	895	985
21 1/4	48	1 1/2	**GAARWR2448T-W**	942	1,036
21 1/4	54	1 1/2	**GAARWR2454T-W**	992	1,091
21 1/4	60	1 1/2	**GAARWR2460T-W**	1,045	1,150
21 1/4	66	1 1/2	**GAARWR2466T-W**	1,100	1,210
21 1/4	72	1 1/2	**GAARWR2472T-W**	1,158	1,274

- Trough back units are required when a tackzone spans over the back of the worksurface
- Trough units include a metal pencil lip

NOTE: Plastic Trough Insert is REQUIRED and must be ordered separately across entire length of trough (see page 131 to order).

PRODUCT INFO

short grain veneer on worksurface

TO ORDER PLEASE SPECIFY THE FOLLOWING:

1. _____ MODEL NUMBER
2. _____ FINISH
3. _____ TOP UV FINISH TYPE
4. _____ PENCIL LIP
5. _____ OFFICE #

See inside front cover for required option codes

Example

GAARWR2442T-W.NC215.FF.PLS.OFC1

GAARWR2442T-W	NC215	FF	PLS	OFC1
MODEL NUMBER	FINISH	TOP UV FINISH	PENCIL LIP	OFFICE #

PEDESTALS

full height | left hand

	D	W	H	model number	veneer 1	veneer 2
15″ WIDTH FALSE PEDESTALS						
	24	15	27 15/16	**GAAMPW2415L-LW**	744	818

- For use with: standard or trough back worksurfaces
  no modesty panel applications

24	15	27 15/16	**GAAMPW2415L-XBW**	777	855

- For use with: standard or trough back worksurfaces
  wall access panel or full back panel applications

24	6 1/2	27 15/16	**GAAMPW2415L-XEW**	777	855

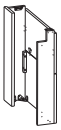

- For use with: standard or trough left end worksurfaces
  no modesty or full back panel applications
- Aligns with wall access panel on adjoining bridge or return

PRODUCT INFO

TO ORDER PLEASE SPECIFY THE FOLLOWING:

1. _____ **MODEL NUMBER**
2. _____ **FINISH**
3. _____ **OFFICE #**

See inside front cover for required option codes

Example

GAAMPW2415L-LW.NC215.OFC1

GAAMPW2415L-LW	NC215	OFC1
MODEL NUMBER	FINISH	OFFICE #

PEDESTALS

full height | left hand

	D	W	H	model number	veneer 1	veneer 2
15" WIDTH						
FILE | FILE	24 7/8	15	27 15/16	**GAAMPW2415L-2W**	1,957	2,153
BOX | BOX | FILE	24 7/8	15	27 15/16	**GAAMPW2415L-3W**	1,957	2,153
18" WIDTH						
FILE | FILE	24 7/8	18	27 15/16	**GAAMPW2418L-2W**	2,055	2,261
BOX | BOX | FILE	24 7/8	18	27 15/16	**GAAMPW2418L-3W**	2,055	2,261

PRODUCT INFO

All pedestals have optional face locks

Hinged door cabinets do not lock

-3 and -7 pedestals include hidden upper box drawer

TO ORDER PLEASE SPECIFY THE FOLLOWING:

1. _____ MODEL NUMBER
2. _____ FINISH
3. _____ PULL
4. _____ LOCKING
5. _____ KEYING
6. _____ OFFICE #

See inside front cover for required option codes

Example

GAAMPW2415L-2W.NC215.MPS.LY.RMS.OFC1

GAAMPW2415L-2W	NC215	MPS	LY	RMS	OFC1
MODEL NUMBER	FINISH	PULL	LOCKING	KEYING	OFFICE #

PEDESTALS

full height | left hand

	D	W	H	model number	veneer 1	veneer 2
30″ WIDTH						
LATERAL FILE	24 7/8	30	27 15/16	**GAAMPW2430L-4W**	2,232	2,455
BOX | BOX | LATERAL FILE	24 7/8	30	27 15/16	**GAAMPW2430L-7W**	2,232	2,455
HINGED DOOR	24 7/8	30	27 15/16	**GAAMPW2430L-5W**	1,957	2,153
OPEN SHELF	24 7/8	30	27 15/16	**GAAMPW2430L-SHW**	1,753	1,928
PRINTER	24 7/8	30	27 15/16	**GAAMPW2430L-PW**	2,067	2,274
TRASH RECEPTACLE	24 7/8	30	27 15/16	**GAAMPW2430L-TW**	2,067	2,274
	• Includes quantity (2) brushed satin aluminum trash cans					
FILE | FILE + BOX | BOX | FILE	24 7/8	30	27 15/16	**GAAMPW2430L-23W**	3,522	3,874
OPEN CUBBY | BOX | LATERAL FILE	24 7/8	30	27 15/16	**GAAMPW2430L-BW**	2,166	2,383

PRODUCT INFO

All pedestals have optional face locks

Hinged door cabinets do not lock

-3 and -7 pedestals include hidden upper box drawer

TO ORDER PLEASE SPECIFY THE FOLLOWING:

1. _____ MODEL NUMBER
2. _____ FINISH
3. _____ PULL
4. _____ LOCKING
5. _____ KEYING
6. _____ OFFICE #

See inside front cover for required option codes

Example

GAAMPW2430L-4W.NC215.MPS.LY.RMS.OFC1

GAAMPW2430L-4W	NC215	MPS	LY	RMS	OFC1
MODEL NUMBER	FINISH	PULL	LOCKING	KEYING	OFFICE #

PEDESTALS

full height | left hand

	D	W	H	model number	veneer 1	veneer 2
36″ WIDTH						
LATERAL FILE	24 7/8	36	27 15/16	**GAAMPW2436L-4W**	2,501	2,751
BOX | BOX | LATERAL FILE 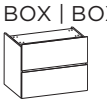	24 7/8	36	27 15/16	**GAAMPW2436L-7W**	2,501	2,751
HINGED DOOR	24 7/8	36	27 15/16	**GAAMPW2436L-5W**	2,192	2,411
OPEN SHELF	24 7/8	36	27 15/16	**GAAMPW2436L-SHW**	1,963	2,159
PRINTER	24 7/8	36	27 15/16	**GAAMPW2436L-PW**	2,315	2,547
TRASH RECEPTACLE	24 7/8	36	27 15/16	**GAAMPW2436L-TW**	2,315	2,547
	• Includes quantity (2) brushed satin aluminum trash cans					
FILE | FILE + BOX | BOX | FILE	24 7/8	36	27 15/16	**GAAMPW2436L-23W**	3,698	4,068
OPEN CUBBY | BOX | LATERAL FILE	24 7/8	36	27 15/16	**GAAMPW2436L-BW**	2,425	2,668

PRODUCT INFO

All pedestals have optional face locks

Hinged door cabinets do not lock

-3 and -7 pedestals include hidden
upper box drawer

TO ORDER PLEASE SPECIFY THE FOLLOWING:

1. _____ MODEL NUMBER
2. _____ FINISH
3. _____ PULL
4. _____ LOCKING
5. _____ KEYING
6. _____ OFFICE #

See inside front cover for required option codes

Example

GAAMPW2436L-4W.NC215.MPS.LY.RMS.OFC1

GAAMPW2436L-4W	NC215	MPS	LY	RMS	OFC1
MODEL NUMBER	FINISH	PULL	LOCKING	KEYING	OFFICE #

PEDESTALS

full height | left hand

	D	W	H	model number	veneer 1	veneer 2
45″ WIDTH						
HINGED DOOR + FILE | FILE 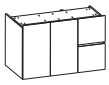	24 7/8	45	27 15/16	**GAAMPW2445L-52W**	3,522	3,874
LATERAL FILE + BOX | BOX | FILE	24 7/8	45	27 15/16	**GAAMPW2445L-43W**	3,770	4,147
BOX | BOX | LATERAL FILE + FILE | FILE	24 7/8	45	27 15/16	**GAAMPW2445L-72W**	3,770	4,147
54″ WIDTH						
HINGED DOOR + FILE | FILE 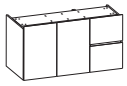	24 7/8	54	27 15/16	**GAAMPW2454L-52W**	3,822	4,204
LATERAL FILE + BOX | BOX | FILE 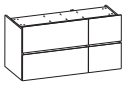	24 7/8	54	27 15/16	**GAAMPW2454L-43W**	4,100	4,510
BOX | BOX | LATERAL FILE + FILE | FILE	24 7/8	54	27 15/16	**GAAMPW2454L-72W**	4,100	4,510

PRODUCT INFO

All pedestals have optional face locks

Hinged door cabinets do not lock

-3 and -7 pedestals include hidden upper box drawer

TO ORDER PLEASE SPECIFY THE FOLLOWING:

1. _____ MODEL NUMBER
2. _____ FINISH
3. _____ PULL
4. _____ LOCKING
5. _____ KEYING
6. _____ OFFICE #

See inside front cover for required option codes

Example

GAAMPW2445L-52W.NC215.MPS.LY.RMS.OFC1

GAAMPW2445L-52W	NC215	MPS	LY	RMS	OFC1
MODEL NUMBER	FINISH	PULL	LOCKING	KEYING	OFFICE #

PEDESTALS

full height | left hand

	D	W	H	model number	veneer 1	veneer 2
60" WIDTH						
LATERAL FILE 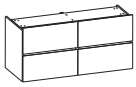	24 7/8	60	27 15/16	**GAAMPW2460L-44W**	4,018	4,420
HINGED DOOR 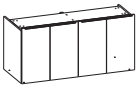	24 7/8	60	27 15/16	**GAAMPW2460L-55W**	3,522	3,874
OPEN CUBBY | BOX | LATERAL FILE 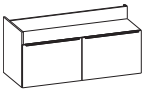	24 7/8	60	27 15/16	**GAAMPW2460L-BBW**	3,898	4,288

PRODUCT INFO

All pedestals have optional face locks

Hinged door cabinets do not lock

-3 and -7 pedestals include hidden upper box drawer

TO ORDER PLEASE SPECIFY THE FOLLOWING:

1. _____ MODEL NUMBER
2. _____ FINISH
3. _____ PULL
4. _____ LOCKING
5. _____ KEYING
6. _____ OFFICE #

See inside front cover for required option codes

Example

GAAMPW2460L-44W.NC215.MPS.LY.RMS.OFC1

GAAMPW2460L-44W	NC215	MPS	LY	RMS	OFC1
MODEL NUMBER	FINISH	PULL	LOCKING	KEYING	OFFICE #

PEDESTALS

full height | right hand

	D	W	H	model number	veneer 1	veneer 2
15″ WIDTH FALSE PEDESTALS	24	15	27 15/16	**GAAMPW2415R-LW**	744	818

- For use with: standard or trough back worksurfaces
  no modesty panel applications

24	15	27 15/16	**GAAMPW2415R-XBW**	777	855

- For use with: standard or trough back worksurfaces
  wall access or full back panel applications

24	6 1/2	27 15/16	**GAAMPW2415R-XEW**	777	855

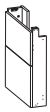

- For use with: standard or trough left end worksurfaces
  no modesty or full back panel applications
- Aligns with wall access panel on adjoining bridge or return

PRODUCT INFO

TO ORDER PLEASE SPECIFY THE FOLLOWING:

1. _____ **MODEL NUMBER**
2. _____ **FINISH**
3. _____ **OFFICE #**

See inside front cover for required option codes

Example

GAAMPW2415R-LW.NC215.OFC1

GAAMPW2415R-LW	NC215	OFC1
MODEL NUMBER	FINISH	OFFICE #

PEDESTALS

full height | right hand

	D	W	H	model number	veneer 1	veneer 2
15" WIDTH						
FILE | FILE	24 7/8	15	27 15/16	**GAAMPW2415R-2W**	1,957	2,153
BOX | BOX | FILE	24 7/8	15	27 15/16	**GAAMPW2415R-3W**	1,957	2,153
18" WIDTH						
FILE | FILE	24 7/8	18	27 15/16	**GAAMPW2418R-2W**	2,055	2,261
BOX | BOX | FILE	24 7/8	18	27 15/16	**GAAMPW2418R-3W**	2,055	2,261

PRODUCT INFO

All pedestals have optional face locks

Hinged door cabinets do not lock

-3 and -7 pedestals include hidden upper box drawer

TO ORDER PLEASE SPECIFY THE FOLLOWING:

1. _____ MODEL NUMBER
2. _____ FINISH
3. _____ PULL
4. _____ LOCKING
5. _____ KEYING
6. _____ OFFICE #

See inside front cover for required option codes

Example

GAAMPW2415R-2W.NC215.MPS.LY.RMS.OFC1

GAAMPW2415R-2W	NC215	MPS	LY	RMS	OFC1
MODEL NUMBER	FINISH	PULL	LOCKING	KEYING	OFFICE #

PEDESTALS

full height | right hand

	D	W	H	model number	veneer 1	veneer 2
30″ WIDTH						
LATERAL FILE	24 7/8	30	27 15/16	**GAAMPW2430R-4W**	2,232	2,455
BOX | BOX | LATERAL FILE	24 7/8	30	27 15/16	**GAAMPW2430R-7W**	2,232	2,455
HINGED DOOR	24 7/8	30	27 15/16	**GAAMPW2430R-5W**	1,957	2,153
OPEN SHELF	24 7/8	30	27 15/16	**GAAMPW2430R-SHW**	1,753	1,928
PRINTER	24 7/8	30	27 15/16	**GAAMPW2430R-PW**	2,067	2,274
TRASH RECEPTACLE	24 7/8	30	27 15/16	**GAAMPW2430R-TW**	2,067	2,274
	• Includes quantity (2) brushed satin aluminum trash cans					
FILE | FILE + BOX | BOX | FILE	24 7/8	30	27 15/16	**GAAMPW2430R-32W**	3,522	3,874
OPEN CUBBY | BOX | LATERAL FILE	24 7/8	30	27 15/16	**GAAMPW2430R-BW**	2,166	2,383

PRODUCT INFO

All pedestals have optional face locks

Hinged door cabinets do not lock

-3 and -7 pedestals include hidden upper box drawer

TO ORDER PLEASE SPECIFY THE FOLLOWING:

1. _____ MODEL NUMBER
2. _____ FINISH
3. _____ PULL
4. _____ LOCKING
5. _____ KEYING
6. _____ OFFICE #

See inside front cover for required option codes

Example

GAAMPW2430R-4W.NC215.MPS.LY.RMS.OFC1

GAAMPW2430R-4W	NC215	MPS	LY	RMS	OFC1
MODEL NUMBER	FINISH	PULL	LOCKING	KEYING	OFFICE #

PEDESTALS

full height | right hand

	D	W	H	model number	veneer 1	veneer 2
36″ WIDTH						
LATERAL FILE	24 7/8	36	27 15/16	**GAAMPW2436R-4W**	2,501	2,751
BOX | BOX | LATERAL FILE 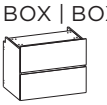	24 7/8	36	27 15/16	**GAAMPW2436R-7W**	2,501	2,751
HINGED DOOR	24 7/8	36	27 15/16	**GAAMPW2436R-5W**	2,192	2,411
OPEN SHELF	24 7/8	36	27 15/16	**GAAMPW2436R-SHW**	1,963	2,159
PRINTER	24 7/8	36	27 15/16	**GAAMPW2436R-PW**	2,315	2,547
TRASH RECEPTACLE	24 7/8	36	27 15/16	**GAAMPW2436R-TW**	2,315	2,547
	• Includes quantity (2) brushed satin aluminum trash cans					
BOX | BOX | FILE+ FILE | FILE	24 7/8	36	27 15/16	**GAAMPW2436R-32W**	3,698	4,068
OPEN CUBBY | BOX | LATERAL FILE	24 7/8	36	27 15/16	**GAAMPW2436R-BW**	2,425	2,668

PRODUCT INFO

All pedestals have optional face locks

Hinged door cabinets do not lock

-3 and -7 pedestals include hidden upper box drawer

TO ORDER PLEASE SPECIFY THE FOLLOWING:

1. _____ MODEL NUMBER
2. _____ FINISH
3. _____ PULL
4. _____ LOCKING
5. _____ KEYING
6. _____ OFFICE #

See inside front cover for required option codes

Example

GAAMPW2436R-4W.NC215.MPS.LY.RMS.OFC1

GAAMPW2436R-4W	NC215	MPS	LY	RMS	OFC1
MODEL NUMBER	FINISH	PULL	LOCKING	KEYING	OFFICE #

PEDESTALS

full height | right hand

	D	W	H	model number	veneer 1	veneer 2
45″ WIDTH						
HINGED DOOR + FILE | FILE	24 7/8	45	27 15/16	**GAAMPW2445R-25W**	3,522	3,874
LATERAL FILE + BOX | BOX | FILE	24 7/8	45	27 15/16	**GAAMPW2445R-34W**	3,770	4,147
BOX | BOX | LATERAL FILE + FILE | FILE	24 7/8	45	27 15/16	**GAAMPW2445R-27W**	3,770	4,147
54″ WIDTH						
HINGED DOOR + FILE | FILE 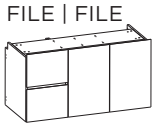	24 7/8	54	27 15/16	**GAAMPW2454R-25W**	3,822	4,204
LATERAL FILE + BOX | BOX | FILE 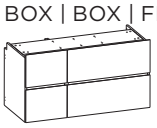	24 7/8	54	27 15/16	**GAAMPW2454R-34W**	4,100	4,510
BOX | BOX | LATERAL FILE + 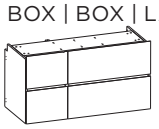	24 7/8	54	27 15/16	**GAAMPW2454R-27W**	4,100	4,510

PRODUCT INFO

All pedestals have optional face locks

Hinged door cabinets do not lock

-3 and -7 pedestals include hidden upper box drawe

TO ORDER PLEASE SPECIFY THE FOLLOWING:

1. _____ MODEL NUMBER
2. _____ FINISH
3. _____ PULL
4. _____ LOCKING
5. _____ KEYING
6. _____ OFFICE #

See inside front cover for required option codes

Example

GAAMPW2445R-25W.NC215.MPS.LY.RMS.OFC1

GAAMPW2445R-25W	NC215	MPS	LY	RMS	OFC1
MODEL NUMBER	FINISH	PULL	LOCKING	KEYING	OFFICE #

PEDESTALS

full height | right hand

	D	W	H	model number	veneer 1	veneer 2
60" WIDTH						
LATERAL FILE 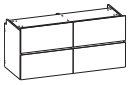	24 7/8	60	27 15/16	**GAAMPW2460R-44W**	4,018	4,420
HINGED DOOR 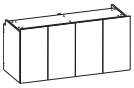	24 7/8	60	27 15/16	**GAAMPW2460R-55W**	3,522	3,874
OPEN CUBBY | BOX | LATERAL FILE 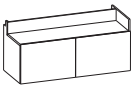	24 7/8	60	27 15/16	**GAAMPW2460R-BBW**	3,898	4,288

PRODUCT INFO

All pedestals have optional face locks

Hinged door cabinets do not lock

-3 and -7 pedestals include hidden upper box drawe

TO ORDER PLEASE SPECIFY THE FOLLOWING:

1. _____ MODEL NUMBER
2. _____ FINISH
3. _____ PULL
4. _____ LOCKING
5. _____ KEYING
6. _____ OFFICE #

See inside front cover for required option codes

Example

GAAMPW2460R-44W.NC215.MPS.LY.RMS.OFC1

GAAMPW2460R-44W	NC215	MPS	LY	RMS	OFC1
MODEL NUMBER	FINISH	PULL	LOCKING	KEYING	OFFICE #

LAYERS PEDESTALS

low height | left hand

	D	W	H	model number	veneer 1	veneer 2
15" WIDTH						
FALSE PEDESTALS	24	15	20 3/16	**GAAMLPW2415L-LW**	707	778
	• For use with:	standard or trough back worksurfaces no modesty panel applications				
	24	15	20 3/16	**GAAMLPW2415L-XBW**	739	813
	• For use with:	standard or trough back worksurfaces wall access panel or full back panel applications				

PRODUCT INFO

TO ORDER PLEASE SPECIFY THE FOLLOWING:

1. _____ **MODEL NUMBER**
2. _____ **FINISH**
3. _____ **OFFICE #**

See inside front cover for required option codes

Example

GAAMLPW2415L-LW.NC215.OFC1

GAAMLPW2415L-LW	NC215	OFC1
MODEL NUMBER	FINISH	OFFICE #

LAYERS PEDESTALS

low height | left hand

	D	W	H	model number	veneer 1	veneer 2
15″ WIDTH						
BOX | FILE	24 7/8	15	20 3/16	**GAAMLPW2415L-AWW**	1,858	2,044

18″ WIDTH						
BOX | FILE	24 7/8	18	20 3/16	**GAAMLPW2418L-AWW**	1,953	2,148

PRODUCT INFO

All pedestals have optional face locks

Hinged door cabinets do not lock

-A and -B pedestals include hidden upper box drawer

TO ORDER PLEASE SPECIFY THE FOLLOWING:

1. _____ MODEL NUMBER
2. _____ FINISH
3. _____ PULL
4. _____ LOCKING
5. _____ KEYING
6. _____ OFFICE #

See inside front cover for required option codes

Example

GAAMLPW2415L-AWW.NC215.MPS.LY.RMS.OFC1

GAAMLPW2415L-AWW	NC215	MPS	LY	RMS	OFC1
MODEL NUMBER	FINISH	PULL	LOCKING	KEYING	OFFICE #

LAYERS PEDESTALS

low height | left hand

	D	W	H	model number	veneer 1	veneer 2
30" WIDTH						
BOX | LATERAL FILE	24 7/8	30	20 3/16	**GAAMLPW2430L-BWW**	2,121	2,333
HINGED DOOR	24 7/8	30	20 3/16	**GAAMLPW2430L-5WW**	1,858	2,044
OPEN SHELF	24 7/8	30	20 3/16	**GAAMLPW2430L-SHW**	1,665	1,832
PRINTER	24 7/8	30	20 3/16	**GAAMLPW2430L-PW**	1,963	2,159
TRASH RECEPTACLE	24 7/8	30	20 3/16	**GAAMLPW2430L-TW**	1,963	2,159

- Includes quantity (2) brushed satin aluminum trash cans

PRODUCT INFO

All pedestals have optional face locks

Hinged door cabinets do not lock

-A and -B pedestals include hidden upper box drawer

TO ORDER PLEASE SPECIFY THE FOLLOWING:

1. _____ MODEL NUMBER
2. _____ FINISH
3. _____ PULL
4. _____ LOCKING
5. _____ KEYING
6. _____ OFFICE #

See inside front cover for required option codes

Example

GAAMLPW2430L-BWW.NC215.MPS.LY.RMS.OFC1

GAAMLPW2430L-BWW	NC215	MPS	LY	RMS	OFC1
MODEL NUMBER	FINISH	PULL	LOCKING	KEYING	OFFICE #

LAYERS PEDESTALS

low height | left hand

	D	W	H	model number	veneer 1	veneer 2
36″ WIDTH						
BOX | LATERAL FILE	24 7/8	36	20 3/16	**GAAMLPW2436L-BW**	2,375	2,613
HINGED DOOR	24 7/8	36	20 3/16	**GAAMLPW2436L-5W**	2,083	2,291
OPEN SHELF	24 7/8	36	20 3/16	**GAAMLPW2436L-SHW**	1,866	2,053
PRINTER	24 7/8	36	20 3/16	**GAAMLPW2436L-PW**	2,200	2,420
TRASH RECEPTACLE	24 7/8	36	20 3/16	**GAAMLPW2436L-TW**	2,200	2,420

- Includes quantity (2) brushed satin aluminum trash cans

PRODUCT INFO

All pedestals have optional face locks

Hinged door cabinets do not lock

-A and -B pedestals include hidden upper box drawer

TO ORDER PLEASE SPECIFY THE FOLLOWING:

1. _____ MODEL NUMBER
2. _____ FINISH
3. _____ PULL
4. _____ LOCKING
5. _____ KEYING
6. _____ OFFICE #

See inside front cover for required option codes

Example

GAAMLPW2436L-BW.NC215.MPS.LY.RMS.OFC1

GAAMLPW2436L-BW	NC215	MPS	LY	RMS	OFC1
MODEL NUMBER	FINISH	PULL	LOCKING	KEYING	OFFICE #

LAYERS PEDESTALS

low height | left hand

	D	W	H	model number	veneer 1	veneer 2
45" WIDTH						
HINGED DOOR + BOX | FILE	24 7/8	45	20 3/16	**GAAMLPW2445L-5AW**	3,345	3,680
BOX | LATERAL FILE + BOX | FILE	24 7/8	45	20 3/16	**GAAMLPW2445L-BAW**	3,582	3,940
54" WIDTH						
HINGED DOOR + BOX | FILE	24 7/8	54	20 3/16	**GAAMLPW2454L-5AW**	3,631	3,994
BOX | LATERAL FILE + BOX | FILE	24 7/8	54	20 3/16	**GAAMLPW2454L-BAW**	3,894	4,283

PRODUCT INFO

All pedestals have optional face locks

Hinged door cabinets do not lock

-A and -B pedestals include hidden upper box drawer

TO ORDER PLEASE SPECIFY THE FOLLOWING:

1. _____ MODEL NUMBER
2. _____ FINISH
3. _____ PULL
4. _____ LOCKING
5. _____ KEYING
6. _____ OFFICE #

See inside front cover for required option codes

Example

GAAMLPW2445L-5AW.NC215.MPS.LY.RMS.OFC1

GAAMLPW2445L-5AW	NC215	MPS	LY	RMS	OFC1
MODEL NUMBER	FINISH	PULL	LOCKING	KEYING	OFFICE #

LAYERS PEDESTALS

low height | left hand

	D	W	H	model number	veneer 1	veneer 2
60" WIDTH						
BOX | LATERAL FILE + BOX | LATERAL FILE 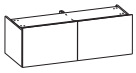	24 7/8	60	20 3/16	**GAAMLPW2460L-BBW**	3,818	4,200
HINGED DOOR + HINGED DOOR 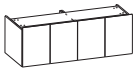	24 7/8	60	20 3/16	**GAAMLPW2460L-55W**	3,345	3,680

PRODUCT INFO

All pedestals have optional face locks

Hinged door cabinets do not lock

-A and -B pedestals include hidden upper box drawer

TO ORDER PLEASE SPECIFY THE FOLLOWING:

1. _____ MODEL NUMBER
2. _____ FINISH
3. _____ PULL
4. _____ LOCKING
5. _____ KEYING
6. _____ OFFICE #

See inside front cover for required option codes

Example

GAAMLPW2460L-BBW.NC215.MPS.LY.RMS.OFC1

GAAMLPW2460L-BBW	NC215	MPS	LY	RMS	OFC1
MODEL NUMBER	FINISH	PULL	LOCKING	KEYING	OFFICE #

LAYERS PEDESTALS

low height | right hand

	D	W	H	model number	veneer 1	veneer 2
15″ WIDTH						
FALSE PEDESTALS	24	15	20 3/16	**GAAMLPW2415R-LW**	707	778

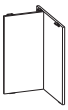

- For use with: standard or trough back worksurfaces
  no modesty panel applications

24	15	20 3/16	**GAAMLPW2415R-XBW**	739	813

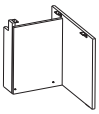

- For use with: standard or trough back worksurfaces
  wall access panel or full back panel applications

PRODUCT INFO

TO ORDER PLEASE SPECIFY THE FOLLOWING:

1. _____ **MODEL NUMBER**
2. _____ **FINISH**
3. _____ **OFFICE #**

See inside front cover for required option codes

Example

GAAMLPW2415R-LW.NC215.OFC1

GAAMLPW2415R-LW	NC215	OFC1
MODEL NUMBER	FINISH	OFFICE #

LAYERS PEDESTALS

low height | right hand

	D	W	H	model number	veneer 1	veneer 2
15″ WIDTH						
BOX | FILE	24 7/8	15	20 3/16	**GAAMLPW2415R-AWW**	1,858	2,044

18″ WIDTH						
BOX | FILE	24 7/8	18	20 3/16	**GAAMLPW2418R-AWW**	1,953	2,148

PRODUCT INFO

All pedestals have optional face locks

Hinged door cabinets do not lock

-A and -B pedestals include hidden upper box drawer

TO ORDER PLEASE SPECIFY THE FOLLOWING:

1. _____ MODEL NUMBER
2. _____ FINISH
3. _____ PULL
4. _____ LOCKING
5. _____ KEYING
6. _____ OFFICE #

See inside front cover for required option codes

Example

GAAMLPW2415R-AWW.NC215.MPS.LY.RMS.OFC1

GAAMLPW2415R-AWW	NC215	MPS	LY	RMS	OFC1
MODEL NUMBER	FINISH	PULL	LOCKING	KEYING	OFFICE #

LAYERS PEDESTALS

low height | right hand

	D	W	H	model number	veneer 1	veneer 2
30" WIDTH						
BOX | LATERAL FILE	24 7/8	30	20 3/16	**GAAMLPW2430R-BWW**	2,121	2,333
HINGED DOOR	24 7/8	30	20 3/16	**GAAMLPW2430R-5WW**	1,858	2,044
OPEN SHELF	24 7/8	30	20 3/16	**GAAMLPW2430R-SHW**	1,665	1,832
PRINTER	24 7/8	30	20 3/16	**GAAMLPW2430R-PW**	1,963	2,159
TRASH RECEPTACLE	24 7/8	30	20 3/16	**GAAMLPW2430R-TW**	1,963	2,159

- Includes quantity (2) brushed satin aluminum trash cans

PRODUCT INFO

All pedestals have optional face locks

Hinged door cabinets do not lock

-A and -B pedestals include hidden upper box drawer

TO ORDER PLEASE SPECIFY THE FOLLOWING:

1. _____ MODEL NUMBER
2. _____ FINISH
3. _____ PULL
4. _____ LOCKING
5. _____ KEYING
6. _____ OFFICE #

See inside front cover for required option codes

Example

GAAMLPW2430R-BWW.NC215.MPS.LY.RMS.OFC1

GAAMLPW2430R-BWW	NC215	MPS	LY	RMS	OFC1
MODEL NUMBER	FINISH	PULL	LOCKING	KEYING	OFFICE #

LAYERS PEDESTALS

low height | right hand

	D	W	H	model number	veneer 1	veneer 2
36″ WIDTH						
BOX | LATERAL FILE	24 7/8	36	20 3/16	**GAAMLPW2436R-BWW**	2,375	2,613
HINGED DOOR	24 7/8	36	20 3/16	**GAAMLPW2436R-5WW**	2,083	2,291
OPEN SHELF	24 7/8	36	20 3/16	**GAAMLPW2436R-SHW**	1,866	2,053
PRINTER	24 7/8	36	20 3/16	**GAAMLPW2436R-PW**	2,200	2,420
TRASH RECEPTACLE	24 7/8	36	20 3/16	**GAAMLPW2436R-TW**	2,200	2,420

- Includes quantity (2) brushed satin aluminum trash cans

PRODUCT INFO

All pedestals have optional face locks

Hinged door cabinets do not lock

-A and -B pedestals include hidden upper box drawer

TO ORDER PLEASE SPECIFY THE FOLLOWING:

1. _____ MODEL NUMBER
2. _____ FINISH
3. _____ PULL
4. _____ LOCKING
5. _____ KEYING
6. _____ OFFICE #

See inside front cover for required option codes

Example

GAAMLPW2436R-BWW.NC215.MPS.LY.RMS.OFC1

GAAMLPW2436R-BWW	NC215	MPS	LY	RMS	OFC1
MODEL NUMBER	FINISH	PULL	LOCKING	KEYING	OFFICE #

LAYERS PEDESTALS

low height | right hand

	D	W	H	model number	veneer 1	veneer 2
45″ WIDTH						
HINGED DOOR + BOX	FILE	24 7/8	45	20 3/16	**GAAMLPW2445R-A5W**	3,345	3,680
BOX	LATERAL FILE + BOX	FILE	24 7/8	45	20 3/16	**GAAMLPW2445R-ABW**	3,582	3,940
54″ WIDTH						
HINGED DOOR + BOX	FILE	24 7/8	54	20 3/16	**GAAMLPW2454R-A5W**	3,631	3,994
BOX	LATERAL FILE + BOX	FILE	24 7/8	54	20 3/16	**GAAMLPW2454R-ABW**	3,894	4,283

PRODUCT INFO

All pedestals have optional face locks

Hinged door cabinets do not lock

-A and -B pedestals include hidden upper box drawer

TO ORDER PLEASE SPECIFY THE FOLLOWING:

1. _____ MODEL NUMBER
2. _____ FINISH
3. _____ PULL
4. _____ LOCKING
5. _____ KEYING
6. _____ OFFICE #

See inside front cover for required option codes

Example

GAAMLPW2445R-A5W.NC215.MPS.LY.RMS.OFC1

GAAMLPW2445R-A5W	NC215	MPS	LY	RMS	OFC1
MODEL NUMBER	FINISH	PULL	LOCKING	KEYING	OFFICE #

LAYERS PEDESTALS

low height | right hand

	D	W	H	model number	veneer 1	veneer 2
60" WIDTH						
BOX | LATERAL FILE + BOX | LATERAL FILE	24 7/8	60	20 3/16	**GAAMLPW2460R-BBW**	3,818	4,200
HINGED DOOR + HINGED DOOR	24 7/8	60	20 3/16	**GAAMLPW2460R-55W**	3,345	3,680

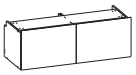

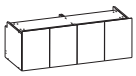

PRODUCT INFO

All pedestals have optional face locks

Hinged door cabinets do not lock

-A and -B pedestals include hidden upper box drawer

TO ORDER PLEASE SPECIFY THE FOLLOWING:

1. _____ MODEL NUMBER
2. _____ FINISH
3. _____ PULL
4. _____ LOCKING
5. _____ KEYING
6. _____ OFFICE #

See inside front cover for required option codes

Example

GAAMLPW2460R-BBW.NC215.MPS.LY.RMS.OFC1

GAAMLPW2460R-BBW	NC215	MPS	LY	RMS	OFC1
MODEL NUMBER	FINISH	PULL	LOCKING	KEYING	OFFICE #

CREDENZA MODESTY PANELS

full height

FINISHED BACK PANEL

D	W	H	model number	veneer 1	veneer 2
3/4	58 1/2	27 15/16	**GAAMCF60-W**	811	892
3/4	64 1/2	27 15/16	**GAAMCF66-W**	853	938
3/4	70 1/2	27 15/16	**GAAMCF72-W**	899	989
3/4	76 1/2	27 15/16	**GAAMCF78-W**	943	1,037
3/4	82 1/2	27 15/16	**GAAMCF84-W**	991	1,090
3/4	88 1/2	27 15/16	**GAAMCF90-W**	1,040	1,144
3/4	94 1/2	27 15/16	**GAAMCF96-W**	1,093	1,202
3/4	100 1/2	27 15/16	**GAAMCF102-W**	1,168	1,285
3/4	106 1/2	27 15/16	**GAAMCF108-W**	1,250	1,375
3/4	112 1/2	27 15/16	**GAAMCF114-W**	1,339	1,473
3/4	118 1/2	27 15/16	**GAAMCF120-W**	1,432	1,575

- Specify width to match worksurface width
- Example: 90″ worksurface = 90″ finished back panel

PRODUCT INFO

TO ORDER PLEASE SPECIFY THE FOLLOWING:

1. _____ **MODEL NUMBER**
2. _____ **FINISH**
3. _____ **OFFICE #**

See inside front cover for required option codes

Example

GAAMCF60-W.NC215.OFC1

GAAMCF60-W	NC215	OFC1
MODEL NUMBER	FINISH	OFFICE #

LAYERS CREDENZA MODESTY PANELS

low height

FINISHED BACK PANEL

D	W	H	model number	veneer 1	veneer 2
3/4	58 1/2	20 3/16	**GAAMLCF60-W**	771	848
3/4	64 1/2	20 3/16	**GAAMLCF66-W**	811	892
3/4	70 1/2	20 3/16	**GAAMLCF72-W**	853	938
3/4	76 1/2	20 3/16	**GAAMLCF78-W**	897	987
3/4	82 1/2	20 3/16	**GAAMLCF84-W**	941	1,035
3/4	88 1/2	20 3/16	**GAAMLCF90-W**	988	1,087
3/4	94 1/2	20 3/16	**GAAMLCF96-W**	1,038	1,142
3/4	100 1/2	20 3/16	**GAAMLCF102-W**	1,110	1,221
3/4	106 1/2	20 3/16	**GAAMLCF108-W**	1,187	1,306
3/4	112 1/2	20 3/16	**GAAMLCF114-W**	1,271	1,398
3/4	118 1/2	20 3/16	**GAAMLCF120-W**	1,360	1,496

- Specify width to match worksurface width
- Example: 90″ worksurface = 90″ finished back panel

PRODUCT INFO

TO ORDER PLEASE SPECIFY THE FOLLOWING:

1. _____ **MODEL NUMBER**
2. _____ **FINISH**
3. _____ **OFFICE #**

See inside front cover for required option codes

Example

GAAMLCF60-W.NC215.OFC1

GAAMLCF60-W	NC215	OFC1
MODEL NUMBER	FINISH	OFFICE #

CREDENZA WALL ACCESS PANELS

full height

WALL ACCESS PANEL

D	W	H	model number	veneer 1	veneer 2
5 11/16	24	26 1/2	**GAAMCA24-W**	1,002	1,102
5 11/16	27	26 1/2	**GAAMCA27-W**	1,032	1,135
5 11/16	30	26 1/2	**GAAMCA30-W**	1,065	1,172
5 11/16	33	26 1/2	**GAAMCA33-W**	1,098	1,208
5 11/16	36	26 1/2	**GAAMCA36-W**	1,132	1,245
5 11/16	39	26 1/2	**GAAMCA39-W**	1,167	1,284
5 11/16	42	26 1/2	**GAAMCA42-W**	1,190	1,309
5 11/16	45	26 1/2	**GAAMCA45-W**	1,216	1,338
5 11/16	48	26 1/2	**GAAMCA48-W**	1,240	1,364
5 11/16	51	26 1/2	**GAAMCA51-W**	1,266	1,393
5 11/16	54	26 1/2	**GAAMCA54-W**	1,290	1,419
5 11/16	57	26 1/2	**GAAMCA57-W**	1,317	1,449
5 11/16	60	26 1/2	**GAAMCA60-W**	1,343	1,477
5 11/16	63	26 1/2	**GAAMCA63-W**	1,370	1,507
5 11/16	66	26 1/2	**GAAMCA66-W**	1,397	1,537
5 11/16	69	26 1/2	**GAAMCA69-W**	1,425	1,568
5 11/16	72	26 1/2	**GAAMCA72-W**	1,453	1,598

- Specify width to match kneewell space between pedestals
- Example: (90″ worksurface) - (15″ LH pedestal) - (15″ RH pedestal) = 60″ wall access panel

PRODUCT INFO

TO ORDER PLEASE SPECIFY THE FOLLOWING:

1. _____ **MODEL NUMBER**
2. _____ **FINISH**
3. _____ **OFFICE #**

See inside front cover for required option codes

Example

GAAMCA24-W.NC215.OFC1

GAAMCA24-W	NC215	OFC1
MODEL NUMBER	FINISH	OFFICE #

RETURN MODESTY PANELS

full height

FINISHED BACK PANEL

D	W	H	model number	veneer 1	veneer 2
3/4	38 1/4	27 15/16	**GAAMRF39-W**	674	741
3/4	41 1/4	27 15/16	**GAAMRF42-W**	695	765
3/4	44 1/4	27 15/16	**GAAMRF45-W**	716	788
3/4	47 1/4	27 15/16	**GAAMRF48-W**	732	805
3/4	50 1/4	27 15/16	**GAAMRF51-W**	752	827
3/4	53 1/4	27 15/16	**GAAMRF54-W**	771	848
3/4	56 1/4	27 15/16	**GAAMRF57-W**	792	871
3/4	59 1/4	27 15/16	**GAAMRF60-W**	811	892
3/4	62 1/4	27 15/16	**GAAMRF63-W**	832	915
3/4	65 1/4	27 15/16	**GAAMRF66-W**	853	938
3/4	68 1/4	27 15/16	**GAAMRF69-W**	877	965
3/4	71 1/4	27 15/16	**GAAMRF72-W**	899	989

- Specify width to match worksurface width
- Example: 60″ worksurface = 60″ finished back panel

NOTE: A 3″ shorter width modesty is required when used with a height adjustable desk.

PRODUCT INFO

TO ORDER PLEASE SPECIFY THE FOLLOWING:

1. _____ **MODEL NUMBER**
2. _____ **FINISH**
3. _____ **OFFICE #**

See inside front cover for required option codes

Example

GAAMRF42-W.NC215.OFC1

GAAMRF42-W	NC215	OFC1
MODEL NUMBER	**FINISH**	**OFFICE #**

RETURN WALL ACCESS PANELS

full height

WALL ACCESS PANEL

D	W	H	model number	veneer 1	veneer 2
5 11/16	21	26 1/2	**GAAMRA21-W**	972	1,069
5 11/16	24	26 1/2	**GAAMRA24-W**	1,002	1,102
5 11/16	27	26 1/2	**GAAMRA27-W**	1,032	1,135
5 11/16	30	26 1/2	**GAAMRA30-W**	1,065	1,172
5 11/16	33	26 1/2	**GAAMRA33-W**	1,098	1,208
5 11/16	36	26 1/2	**GAAMRA36-W**	1,132	1,245
5 11/16	39	26 1/2	**GAAMRA39-W**	1,167	1,284
5 11/16	42	26 1/2	**GAAMRA42-W**	1,190	1,309
5 11/16	45	26 1/2	**GAAMRA45-W**	1,216	1,338
5 11/16	48	26 1/2	**GAAMRA48-W**	1,240	1,364
5 11/16	51	26 1/2	**GAAMRA51-W**	1,266	1,393
5 11/16	54	26 1/2	**GAAMRA54-W**	1,290	1,419
5 11/16	57	26 1/2	**GAAMRA57-W**	1,317	1,449
5 11/16	60	26 1/2	**GAAMRA60-W**	1,343	1,477

- Specify width to match kneewell space between pedestals
- Example: (60″ worksurface) - (15″ LH pedestal) = 45″ wall access panel

NOTE: A 3″ shorter width wall access panel is required when used with a height adjustable desk.

PRODUCT INFO

TO ORDER PLEASE SPECIFY THE FOLLOWING:

1. _____ **MODEL NUMBER**
2. _____ **FINISH**
3. _____ **OFFICE #**

See inside front cover for required option codes

Example

GAAMRA21-W.NC215.OFC1

GAAMRA21-W	NC215	OFC1
MODEL NUMBER	FINISH	OFFICE #

INTERMEDIATE SUPPORT PANELS

	D	W	H	model number	veneer 1	veneer 2
FULL HEIGHT INTERMEDIATE SUPPORT FOR USE WITH MODESTY PANEL	3/4	5 11/16	27 15/16	**GAAMSP12-W**	210	231
T-SUPPORT FOR USE WITH NO MODESTY PANEL	8	5 11/16	27 15/16	**GAAMSPT12-W**	381	419
LAYERS LOW HEIGHT INTERMEDIATE SUPPORT FOR USE WITH MODESTY PANEL	3/4	5 11/16	20 3/16	**GAAMLSP12-W**	199	219
T-SUPPORT FOR USE WITH NO MODESTY PANEL	8	5 11/16	20 3/16	**GAAMLSPT12-W**	361	397

PRODUCT INFO

TO ORDER PLEASE SPECIFY THE FOLLOWING:

1. _____ **MODEL NUMBER**
2. _____ **FINISH**
3. _____ **OFFICE #**

See inside front cover for required option codes

Example

GAAMSP12-W.NC215.OFC1

GAAMSP12-W	NC215	OFC1
MODEL NUMBER	**FINISH**	**OFFICE #**

WORKSURFACE WALL MOUNT BRACKETS

	D	W	H	model number	list
WALL MOUNT BRACKET					
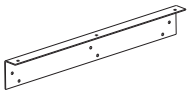	2 1/2	19	1 1/4	**MXMWB24**	121
	2 1/2	25	1 1/4	**MXMWB30**	13
CANTILEVER BRACKET					
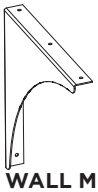	12	1 1/4	12	**MXMCB**	167
WALL MOUNT BRACKET	3 1/8	20 3/16	7 1/8	**ACWCB20**	145
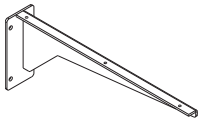	• For use with 24" tops to provide support on an end condition				
	3 1/8	15 3/16	7 1/8	**ACWCB15**	135
	• For use with 24" tops to provide support on center as an alternative to a T-bracket				

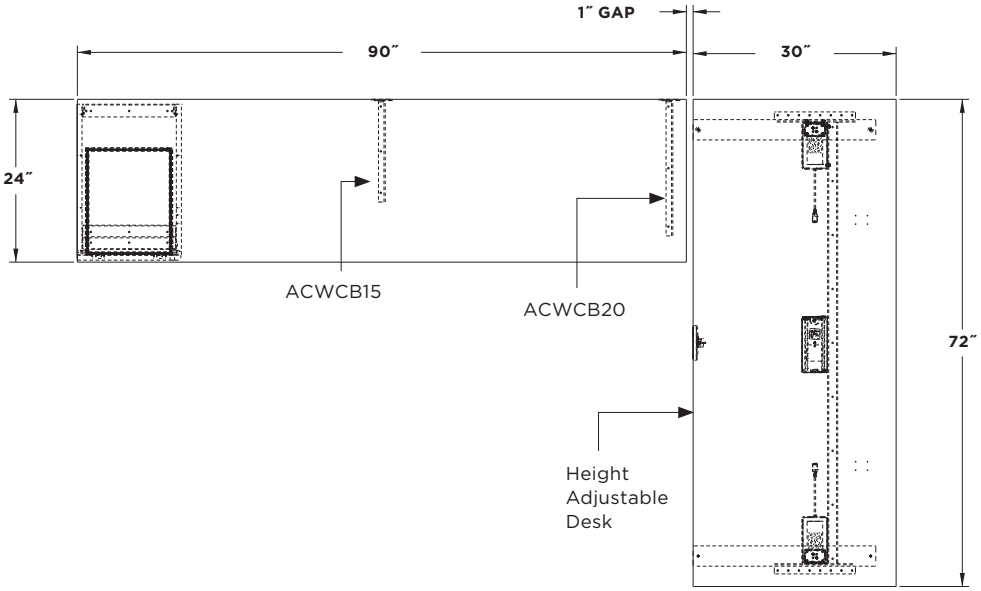

PRODUCT INFO

TO ORDER PLEASE SPECIFY THE FOLLOWING:

1. [ ] **MODEL NUMBER**

NOTE: Office # option not required

See inside front cover for required option codes

Example

MXMWB24

MXMWB24
MODEL NUMBER

FULL BANK STORAGE CREDENZAS

trough back

	D	W	H	model number	veneer 1	veneer 2
60″ WIDTH						
-44 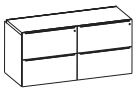	24 7/8	60	27 15/16	**GAACFS2460T-44WW**	5,096	5,606
-55 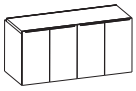	24 7/8	60	27 15/16	**GAACFS2460T-55WW**	4,586	5,045
72″ WIDTH						
-44 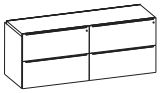	24 7/8	72	27 15/16	**GAACFS2472T-44WW**	5,696	6,266
-55 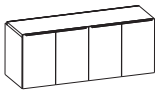	24 7/8	72	27 15/16	**GAACFS2472T-55WW**	5,125	5,638

- Trough back units are required when a tackzone spans over the back of the worksurface
- Trough units include a metal pencil lip

NOTE: Plastic Trough Insert is REQUIRED and must be ordered separately across entire length of trough (see page 131 to order).

PRODUCT INFO

Short grain veneer on worksurface

Doors do not lock

TO ORDER PLEASE SPECIFY THE FOLLOWING:

1.		MODEL NUMBER
2.		FINISH
3.		TOP UV FINISH TYPE
4.		PULL
5.		MODESTY
6.		LOCKING
7.		KEYING
8.		PENCIL LIP (TROUGH ONLY)
9.		OFFICE #

See inside front cover for required option codes

Example

GAACFS2460T-44WW.NC215.FF.MPS.MY.LY.RMS.PLS.OFC1

GAACFS2460T-44WW	NC215	FF	MPS	MY	LY	RMS	PLS	OFC1
MODEL NUMBER	FINISH	TOP UV FINISH	PULL	MODESTY	LOCKING	KEYING	PENCIL LIP	OFFICE #

FULL BANK STORAGE CREDENZAS

trough back

	D	W	H	model number	veneer 1	veneer 2
90″ WIDTH						
-444	24 7/8	90	27 15/16	**GAACFS2490T-444WW**	7,435	8,179
-555 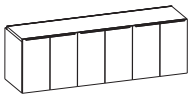	24 7/8	90	27 15/16	**GAACFS2490T-555WW**	6,670	7,337
-454 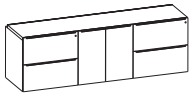	24 7/8	90	27 15/16	**GAACFS2490T-454WW**	7,178	7,896
108″ WIDTH						
-444 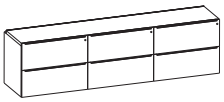	24 7/8	108	27 15/16	**GAACFS24108T-444WW**	8,457	9,303
-555 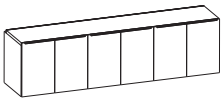	24 7/8	108	27 15/16	**GAACFS24108T-555WW**	7,600	8,360
-454 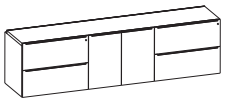	24 7/8	108	27 15/16	**GAACFS24108T-454WW**	8,170	8,987

- Trough back units are required when a tackzone spans over the back of the worksurface
- Trough units include a metal pencil lip

NOTE: Plastic Trough Insert is REQUIRED and must be ordered separately across entire length of trough (see page 131 to order).

PRODUCT INFO

Short grain veneer on worksurface

Doors do not lock

TO ORDER PLEASE SPECIFY THE FOLLOWING:

1.		MODEL NUMBER
2.		FINISH
3.		TOP UV FINISH TYPE
4.		PULL
5.		MODESTY
6.		LOCKING
7.		KEYING
8.		PENCIL LIP (TROUGH ONLY)
9.		OFFICE #

See inside front cover for required option codes

Example

GAACFS2490T-444WW.NC215.FF.MPS.MY.LY.RMS.PLS.OFC1

GAACFS2490T-444WW	NC125	FF	MPS	MY	LY	RMS	PLS	OFC1
MODEL NUMBER	FINISH	TOP UV FINISH	PULL	MODESTY	LOCKING	KEYING	PENCIL LIP	OFFICE #

LAYERS FULL BANK STORAGE CREDENZAS

trough back

	D	W	H	model number	veneer 1	veneer 2
90″ WIDTH						
-SHBB 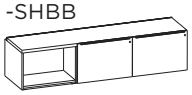	24 7/8	90	20 3/16	**GAACLFS2490T-SHBBW**	6,702	7,372
-BBSH 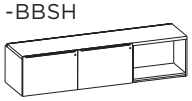	24 7/8	90	20 3/16	**GAACLFS2490T-BBSHW**	6,702	7,372
-SH5B 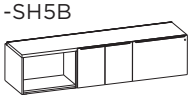	24 7/8	90	20 3/16	**GAACLFS2490T-SH5BW**	6,461	7,107
-B5SH 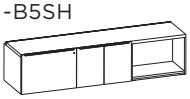	24 7/8	90	20 3/16	**GAACLFS2490T-B5SHW**	6,461	7,107
108″ WIDTH						
-SHBB 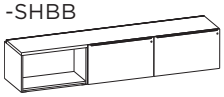	24 7/8	108	20 3/16	**GAACLFS24108T-SHBBW**	7,637	8,401
-BBSH 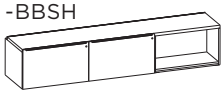	24 7/8	108	20 3/16	**GAACLFS24108T-BBSHW**	7,637	8,401
-SH5B 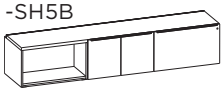	24 7/8	108	20 3/16	**GAACLFS24108T-SH5BW**	7,366	8,103
-B5SH 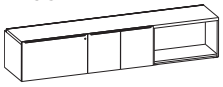	24 7/8	108	20 3/16	**GAACLFS24108T-B5SHW**	7,366	8,103

- Trough back units are required when a tackzone spans over the back of the worksurface
- Trough units include a metal pencil lip

NOTE: Plastic Trough Insert is REQUIRED and must be ordered separately across entire length of trough (see page 131 to order).

PRODUCT INFO

Short grain veneer on worksurface

Doors do not lock

TO ORDER PLEASE SPECIFY THE FOLLOWING:

1.		MODEL NUMBER
2.		FINISH
3.		TOP UV FINISH TYPE
4.		PULL
5.		MODESTY
6.		LOCKING
7.		KEYING
8.		PENCIL LIP (TROUGH ONLY)
9.		OFFICE #

See inside front cover for required option codes

Example

GAACLFS2490T-SHBBW.NC215.FF.MPS.MY.LY.RMS.PLS.OFC1

GAACLFS2490T-SHBBW	NC215	FF	MPS	MY	LY	RMS	PLS	OFC1
MODEL NUMBER	FINISH	TOP UV FINISH	PULL	MODESTY	LOCKING	KEYING	PENCIL LIP	OFFICE #

LAYERS FULL BANK STORAGE CREDENZAS

trough back

	D	W	H	model number	veneer 1	veneer 2
120″ WIDTH						
-BSHB 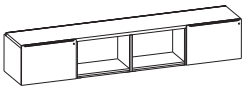	24 7/8	120	20 3/16	**GAACLFS24120T-BSHBW**	8,808	9,689
-5SH5 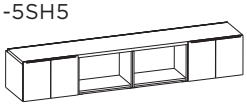	24 7/8	120	20 3/16	**GAACLFS24120T-5SH5W**	8,808	9,689
-SH55B 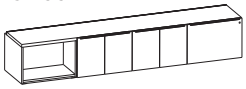	24 7/8	120	20 3/16	**GAACLFS24120T-SH55BW**	8,744	9,618
-B55SH 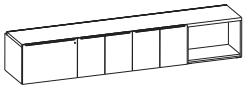	24 7/8	120	20 3/16	**GAACLFS24120T-B55SHW**	8,744	9,618

- Trough back units are required when a tackzone spans over the back of the worksurface
- Trough units include a metal pencil lip

NOTE: Plastic Trough Insert is REQUIRED and must be ordered separately across entire length of trough (see page 131 to order).

PRODUCT INFO

Short grain veneer on worksurface

Doors do not lock

TO ORDER PLEASE SPECIFY THE FOLLOWING:

1.		MODEL NUMBER
2.		FINISH
3.		TOP UV FINISH TYPE
4.		PULL
5.		MODESTY
6.		LOCKING
7.		KEYING
8.		PENCIL LIP (TROUGH ONLY)
9.		OFFICE #

See inside front cover for required option codes

Example

GAACLFS24120T-BSHBW.NC215.FF.MPS.MY.LY.RMS.PLS.OFC1

GAACLFS24120T-BSHBW	NC215	FF	MPS	MY	LY	RMS	PLS	OFC1
MODEL NUMBER	FINISH	TOP UV FINISH	PULL	MODESTY	LOCKING	KEYING	PENCIL LIP	OFFICE #

MOBILE PEDESTALS

	D	W	H	model number	veneer 1	veneer 2
18″ WIDTH						
BOX | FILE	20 7/8	18	21 15/16	**GAAMPD1818-AW**	2,148	2,363

PRODUCT INFO

Includes 2 locking casters and 2 non-locking casters

Includes inset top panel

TO ORDER PLEASE SPECIFY THE FOLLOWING:

1.		MODEL NUMBER
2.		FINISH
3.		PULL
4.		LOCKING
5.		KEYING
6.		OFFICE #

See inside front cover for required option codes

Example

GAAMPD1818-AW.NC215.MPS.LY.RMS.OFC1

GAAMPD1818-AW	NC215	CPM	LY	RMS	OFC1
MODEL NUMBER	FINISH	PULL	LOCKING	KEYING	OFFICE #

CUSHIONS

	D	W	H	model number	fabric grades com / 1	2	3	4
MOBILE PEDESTAL CUSHIONS								
	19 3/4	17 3/4	1 1/2	**GAAMPD-CUSH1818**	328	339	351	363
LAYERS CREDENZA CUSHIONS FOR STANDARD WORKSURFACE								
	23 3/4	30	1 1/2	**GAACLPD-CUSH2430**	370	385	401	417
	23 3/4	36	1 1/2	**GAACLPD-CUSH2436**	399	418	438	458
LAYERS CREDENZA CUSHIONS FOR TROUGH BACK WORKSURFACES								
	21	30	1 1/2	**GAACLPD-CUSH2130T**	370	385	401	417
	21	36	1 1/2	**GAACLPD-CUSH2136T**	399	418	438	458





• See pg. 190-193 for fabric grade pricing

PRODUCT INFO

TO ORDER PLEASE SPECIFY THE FOLLOWING:

1. _____ **MODEL NUMBER**
2. _____ **FABRIC**
3. _____ **FLAMMABILITY**
4. _____ **OFFICE #**

For standard flammability rating, please specify CTB117, for California 133 and Boston fire-code treatment, please specify CTB113

Option Codes:
U = CTB117
U3 = CTB133 (Add +$125)

See inside front cover for required option codes

Example

GAAMPD-CUSH1818.FABRIC.U.OFC1

GAAMPD-CUSH1818	FABRIC	U	OFC1
MODEL NUMBER	**FABRIC**	**FLAMMABILITY**	**OFFICE #**

TROUGH INSERTS

TROUGH INSERT



Profile:

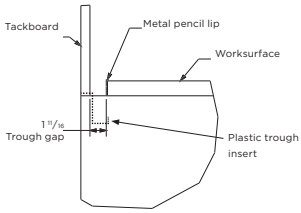

	D	W	H	model number	list
	3	28 1/4	3	**GAATROUGH30**	90
	3	34 1/4	3	**GAATROUGH36**	92
	3	40 1/4	3	**GAATROUGH42**	94
	3	46 1/4	3	**GAATROUGH48**	96
	3	52 1/4	3	**GAATROUGH54**	98
	3	58 1/4	3	**GAATROUGH60**	100
	3	64 1/4	3	**GAATROUGH66**	142
	3	70 1/4	3	**GAATROUGH72**	144
	3	76 1/4	3	**GAATROUGH78**	146
	3	82 1/4	3	**GAATROUGH84**	148
	3	88 1/4	3	**GAATROUGH90**	150
	3	94 1/4	3	**GAATROUGH96**	152
	3	100 1/4	3	**GAATROUGH102**	154
	3	106 1/4	3	**GAATROUGH108**	156
	3	112 1/4	3	**GAATROUGH114**	158
	3	118 1/4	3	**GAATROUGH120**	160

EXAMPLE A

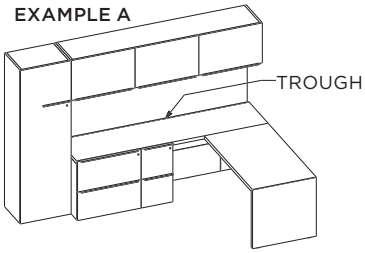

EXAMPLE B

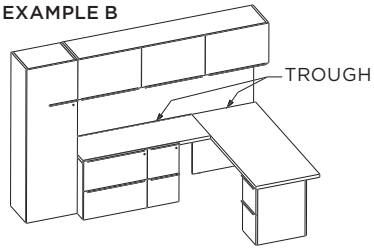

Trough insert is required across the entire length of trough.
EXAMPLE A: 108″ back edge of credenza = 108″ Trough Insert
EXAMPLE B: (72″ back edge of return) + (36″ LH end of desk) - (6″ Desk overhang) = 102″ Trough Insert
NOTE: overhang only needs to be deducted from overall length for single pedestal desks (pg. 72-73)

PRODUCT INFO

Trough insert is black plastic

TO ORDER PLEASE SPECIFY THE FOLLOWING:

1. _____ **MODEL NUMBER**
2. _____ **OFFICE #**

See inside front cover for required option codes

Example

GAATROUGH30.OFC1

GAATROUGH30	OFC1
MODEL NUMBER	**OFFICE #**

HEIGHT ADJUSTABLE BASES

BASES

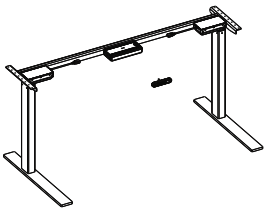

for use with top sizes	D	W	H	model number	list
24 x 42	21	36	26	**BSHAT2142**	1,900
24 x 48	21	42	26	**BSHAT2148**	1,910
24 x 54	21	48	26	**BSHAT2154**	1,920
24 x 60	21	54	26	**BSHAT2160**	1,930
24 x 66	21	60	26	**BSHAT2166**	1,940
24 x 72	21	66	26	**BSHAT2172**	1,950
30/36 x 48	27	42	26	**BSHAT2748**	1,930
30/36 x 54	27	48	26	**BSHAT2754**	1,940
30/36 x 60	27	54	26	**BSHAT2760**	1,950
30/36 x 66	27	60	26	**BSHAT2766**	1,960
30/36 x 72	27	66	26	**BSHAT2772**	1,970

Base at lowest height setting

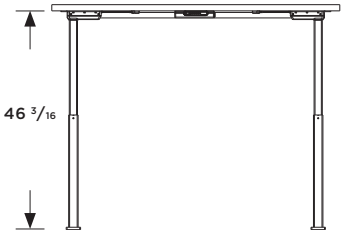

Base at tallest height setting

PRODUCT INFO

TO ORDER PLEASE SPECIFY THE FOLLOWING:

1. _____ **MODEL NUMBER**
2. _____ **BASE COLOR**

BASE COLOR OPTIONS:

BK Black
SV Silver

See inside front cover for required option codes

Example

BSHAT2760.BK

BSHAT2760	BK
MODEL NUMBER	BASE COLOR

HEIGHT ADJUSTABLE TOPS

	D	W	H	model number	veneer 1	veneer 2
24" TOPS	24	42	1 1/2	**GAADWRA2442-W**	895	985
	24	48	1 1/2	**GAADWRA2448-W**	942	1,036
	24	54	1 1/2	**GAADWRA2454-W**	992	1,091
	24	60	1 1/2	**GAADWRA2460-W**	1,045	1,150
	24	66	1 1/2	**GAADWRA2466-W**	1,100	1,210
	24	72	1 1/2	**GAADWRA2472-W**	1,158	1,274

PRODUCT INFO

TO ORDER PLEASE SPECIFY THE FOLLOWING:

1. MODEL NUMBER
2. FINISH
3. TOP UV FINISH TYPE
4. GRAIN DIRECTION
5. GROMMET
6. OFFICE #

See set 1 below for grommet option codes

No Grommet	**GN**	
Left	**GL**	(Add +$175)
Center	**GC**	(Add +$175)
Right	**GR**	(Add +$175)
Left & Right	**GB**	(Add +$350)

Add grommet bezel color and door finish to complete option pick.

SV = silver bezel, veneer door
BV = black bezel, veneer door
WG = silver bezel, white glass door
BG = black bezel, black glass door
MG = silver bezel, muslin glass door

See inside front cover for required option codes

Example: **GLSV** = left grommet, silver bezel, veneer door

Example

GAADWRA2442-W.NC215.FF.VLG.GN.OFC1

GAADWRA2442-W	NC215	FF	VLG	GN	OFC1
MODEL NUMBER	FINISH	TOP UV FINISH	GRAIN DIRECTION	GROMMET	OFFICE #

HEIGHT ADJUSTABLE TOPS

	D	W	H	model number	veneer 1	veneer 2
30" TOPS	30	48	1 1/2	**GAADWRA3048-W**	1,095	1,205
	30	54	1 1/2	**GAADWRA3054-W**	1,160	1,276
	30	60	1 1/2	**GAADWRA3060-W**	1,253	1,379
	30	66	1 1/2	**GAADWRA3066-W**	1,333	1,466
	30	72	1 1/2	**GAADWRA3072-W**	1,370	1,507
36" TOPS	36	48	1 1/2	**GAADWRA3648-W**	1,282	1,410
	36	54	1 1/2	**GAADWRA3654-W**	1,355	1,491
	36	60	1 1/2	**GAADWRA3660-W**	1,433	1,576
	36	66	1 1/2	**GAADWRA3666-W**	1,543	1,697
	36	72	1 1/2	**GAADWRA3672-W**	1,577	1,735

PRODUCT INFO

TO ORDER PLEASE SPECIFY THE FOLLOWING:

1. MODEL NUMBER
2. FINISH
3. TOP UV FINISH TYPE
4. GRAIN DIRECTION
5. GROMMET
6. OFFICE #

See inside front cover for required option codes

See set 1 below for grommet option codes

No Grommet	**GN**	
Left	**GL**	(Add +$175)
Right	**GR**	(Add +$175)
Left & Right	**GB**	(Add +$350)

Add grommet bezel color and door finish to complete option pick.

SV = silver bezel, veneer door
BV = black bezel, veneer door
WG = silver bezel, white glass door
BG = black bezel, black glass door
MG = silver bezel, muslin glass door

Example: **GLSV** = left grommet, silver bezel, veneer door

Example

GAADWRA3060-W.NC215.FF.VLG.GN.OFC1

GAADWRA3060-W	NC215	FF	VLG	GN	OFC1
MODEL NUMBER	FINISH	TOP UV FINISH	GRAIN DIRECTION	GROMMET	OFFICE #

HEIGHT ADJUSTABLE MODESTY PANEL

Optional | for use with 30” and 36” Tops

MODESTY PANELS

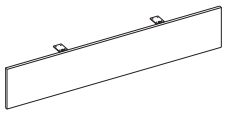

D	W	H	model number	veneer 1	veneer 2
3/4	42	10	**GAADMHA48-W**	499	549
3/4	48	10	**GAADMHA54-W**	526	579
3/4	54	10	**GAADMHA60-W**	555	611
3/4	60	10	**GAADMHA66-W**	586	645
3/4	66	10	**GAADMHA72-W**	610	671

• Optional 10” height modesty panel with 6” overhang

PRODUCT INFO

TO ORDER PLEASE SPECIFY THE FOLLOWING:

1. _____ MODEL NUMBER
2. _____ FINISH
3. _____ OFFICE #

See inside front cover for required option codes

Example

GAADMHA60-W.NC215.OFC1

GAADMHA60-W	NC215	OFC1
MODEL NUMBER	FINISH	OFFICE #

NOTES

STORAGE

Storage 137-147
Lateral Files. 138-139
Bookcases 140
Hinged Door Cabinets 141
Closets 142-145
Storage Box 146
Utility Cabinets 147
Overheads. 148-174
Single High Wall Mount Overheads 148-153
Double High Wall Mount Overheads. 154-157
Tackboards 158-161
Back Painted Glass Whiteboards 162-167
Wood Tackzone 168-173
Shelves For Segmented Tackzone 174
Miscellaneous. 175-189
Round Tables & Bases 175-177
Accessories. 178-189

LATERAL FILES

Layers & 2 High

	D	W	H	model number	veneer 1	veneer 2
30″ WIDTH LAYERS						
STANDARD	24 7/8	30	21 11/16	**GAALFSLH2430-WW**	2,750	3,025
36″ WIDTH LAYERS						
STANDARD	24 7/8	36	21 11/16	**GAALFSLH2436-WW**	2,886	3,175
30″ WIDTH 2 HIGH						
STANDARD	24 7/8	30	29 7/16	**GAALFS2H2430-WW**	2,894	3,183
W/ TROUGH BACK	24 7/8	30	29 7/16	**GAALFS2H2430T-WW**	2,894	3,183
36″ WIDTH 2 HIGH						
STANDARD	24 7/8	36	29 7/16	**GAALFS2H2436-WW**	3,038	3,342
W/ TROUGH BACK	24 7/8	36	29 7/16	**GAALFS2H2436T-WW**	3,038	3,342

- Trough back units are required when a tackzone spans over the back of the worksurface
- Trough units include a metal pencil lip

NOTE: Plastic Trough Insert is REQUIRED and must be ordered separately. Freestanding Lateral Files and Hinged Door Cabinets require their own trough insert (see page 131 to order).

PRODUCT INFO

All units have a finished back

All pedestals have optional face locks

Layers height includes hidden upper box drawer

TO ORDER PLEASE SPECIFY THE FOLLOWING:

1.		MODEL NUMBER
2.		FINISH
3.		TOP UV FINISH TYPE
4.		GRAIN DIRECTION
5.		PULL
6.		LOCKING
7.		KEYING
8.		PENCIL LIP (TROUGH ONLY)
9.		OFFICE #

Grain Direction: specify grain direction to match that of adjoining unit.

Example:
Specify "**VST**" short grain if next to:
-Unitized Full Bank Credenza, Desk, or Extension

Specify "**VLG**" long grain if next to:
-Modular Single Pedestal Credenza, or Return

See inside front cover for required option codes

Example

GAALFSLH2430-WW.NC215.VLG.MPS.LY.RMS.OFC1

GAALFSLH2430-WW	NC215	FF	VLG	MPS	LY	RMS	OFC1
MODEL NUMBER	FINISH	TOP UV FINISH	GRAIN DIRECTION	PULL	LOCKING	KEYING	OFFICE #

LATERAL FILES

3 High - 6 High

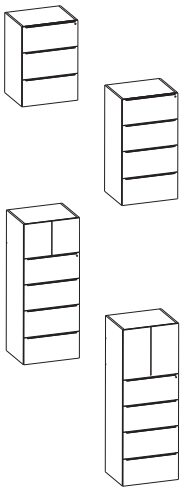

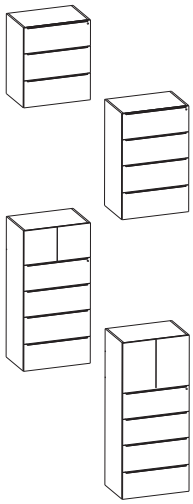

		D	W	H	model number	veneer 1	veneer 2
30″ WIDTH							
	3 HIGH	24 7/8	30	43 7/16	**GAALFS3H2430-WW**	3,996	4,396
	4 HIGH	24 7/8	30	57 7/16	**GAALFS4H2430-WW**	4,906	5,397
	5 HIGH	24 7/8	30	75 15/16	**GAALFS5H2430-WW**	6,609	7,270
	6 HIGH	24 7/8	30	84 7/16	**GAALFS6H2430-WW**	7,110	7,821
36″ WIDTH							
	3 HIGH	24 7/8	36	43 7/16	**GAALFS3H2436-WW**	4,195	4,615
	4 HIGH	24 7/8	36	57 7/16	**GAALFS4H2436-WW**	5,152	5,667
	5 HIGH	24 7/8	36	75 15/16	**GAALFS5H2436-WW**	6,940	7,634
	6 HIGH	24 7/8	36	84 7/16	**GAALFS6H2436-WW**	7,467	8,214

NOTE: 5 High and 6 High Lateral Files do not have locks on top doors. These doors are equipped with touch latches and free swing hinges.

PRODUCT INFO

All units have a finished back

All pedestals have optional face locks

5H and 6H Lateral Files do not lock on top doors.

TO ORDER PLEASE SPECIFY THE FOLLOWING:

1. _____ MODEL NUMBER
2. _____ FINISH
3. _____ PULL
4. _____ LOCKING
5. _____ KEYING
6. _____ OFFICE #

See inside front cover for required option codes

Example

GAALFS3H2430-WW.NC215.MPS.LY.RM.OFC1

GAALFS3H2430-WW	NC215	MPS	LY	RMS	OFC1
MODEL NUMBER	FINISH	PULL	LOCKING	KEYING	OFFICE #

BOOKCASES

2 High - 6 High

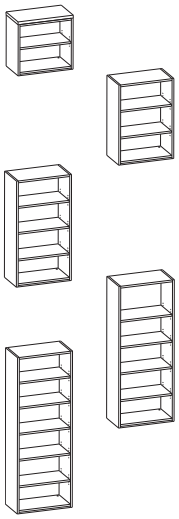

		D	W	H	model number	veneer 1	veneer 2
30″ WIDTH							
	2 HIGH	16 7/8	30	29 7/16	**GAABKN2H1830-W**	1,681	1,849
	3 HIGH	16 7/8	30	43 7/16	**GAABKN3H1830-W**	2,017	2,219
	4 HIGH	16 7/8	30	57 7/16	**GAABKN4H1830-W**	2,421	2,663
	5 HIGH	16 7/8	30	75 15/16	**GAABKN5H1830-W**	2,904	3,194
	6 HIGH	16 7/8	30	84 7/16	**GAABKN6H1830-W**	3,485	3,834
36″ WIDTH							
	2 HIGH	16 7/8	36	29 7/16	**GAABKN2H1836-W**	1,883	2,071
	3 HIGH	16 7/8	36	43 7/16	**GAABKN3H1836-W**	2,260	2,486
	4 HIGH	16 7/8	36	57 7/16	**GAABKN4H1836-W**	2,711	2,982
	5 HIGH	16 7/8	36	75 15/16	**GAABKN5H1836-W**	3,253	3,578
	6 HIGH	16 7/8	36	84 7/16	**GAABKN6H1836-W**	3,905	4,296

PRODUCT INFO

All units have a finished back

6-high bookcases must be attached to wall

TO ORDER PLEASE SPECIFY THE FOLLOWING:

1. _____ MODEL NUMBER
2. _____ FINISH
3. _____ OFFICE #

See inside front cover for required option codes

Example

GAALFSLH2430-WW.NC215.OFC1

GAALFSLH2430-WW	NC215	OFC1
MODEL NUMBER	FINISH	OFFICE #

HINGED DOOR CABINETS

Layers & 2 High

	D	W	H	model number	veneer 1	veneer 2
30″ WIDTH LAYERS						
STANDARD	24 7/8	30	21 11/16	**GAAHDCLH2430-WW**	2,089	2,298
36″ WIDTH LAYERS						
STANDARD	24 7/8	36	21 11/16	**GAAHDCLH2436-WW**	2,310	2,541
30″ WIDTH 2 HIGH						
STANDARD	24 7/8	30	29 7/16	**GAAHDC2H2430-WW**	2,200	2,420
W/ TROUGH BACK	24 7/8	30	29 7/16	**GAAHDC2H2430T-WW**	2,200	2,420
36″ WIDTH 2 HIGH						
STANDARD	24 7/8	36	29 7/16	**GAAHDC2H2436-WW**	2,431	2,674
W/ TROUGH BACK	24 7/8	36	29 7/16	**GAAHDC2H2436T-WW**	2,431	2,674

- Trough back units are required when a tackzone spans over the back of the worksurface
- Trough units include a metal pencil lip

NOTE: Plastic Trough Insert is REQUIRED and must be ordered separately. Freestanding Lateral Files and Hinged Door Cabinets require their own trough insert (see page 131 to order).

PRODUCT INFO

All units have a finished back

Includes (1) adjustable shelf behind doors

Units do not lock

TO ORDER PLEASE SPECIFY THE FOLLOWING:

1.		MODEL NUMBER
2.		FINISH
3.		GRAIN DIRECTION
4.		PULL
5.		PENCIL LIP (TROUGH ONLY)
6.		OFFICE #

Grain Direction: specify grain direction to match that of adjoining unit.

Example:
Specify "**VST**" short grain if next to:
-Unitized Full Bank Credenza, Desk, or Extension

Specify "**VLG**" long grain if next to:
-Modular Single Pedestal Credenza, or Return

See inside front cover for required option codes

Example

GAAHDCLH2430-WW.NC215.VLG.MPS.LY.RMS.OFC1

GAAHDCLH2430-WW	NC215	VLG	MPS	LY	RMS	OFC1
MODEL NUMBER	FINISH	GRAIN DIRECTION	PULL	LOCKING	KEYING	OFFICE #

CLOSETS - 18D

5 High

	D	W	H	model number	veneer 1	veneer 2
18" WIDTH LEFT HAND						
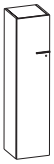	17 3/4	18	75 15/16	**GAACLC5H1818L-WW**	2,985	3,284
	17 3/4	18	75 15/16	**GAACLS5H1818L-WW**	3,325	3,658
	17 3/4	18	75 15/16	**GAACLD5H1818L-WW**	3,718	4,090

- CLC = Coat hook with (1) adjustable shelf
- CLS = (4) adjustable shelves
- CLD = Coat hook with (1) adjustable shelf | Divider | (4) adjustable shelves

18" WIDTH RIGHT HAND						
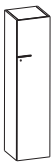	17 3/4	18	75 15/16	**GAACLC5H1818R-WW**	2,985	3,284
	17 3/4	18	75 15/16	**GAACLS5H1818R-WW**	3,325	3,658
	17 3/4	18	75 15/16	**GAACLD5H1818R-WW**	3,718	4,090

- CLC = Coat hook with (1) adjustable shelf
- CLS = (4) adjustable shelves
- CLD = Coat hook with (1) adjustable shelf | Divider | (4) adjustable shelves

24" WIDTH LEFT HAND						
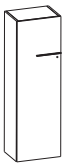	17 3/4	24	75 15/16	**GAACLD5H1824L-WW**	4,275	4,703

- CLD = Coat hook with (1) adjustable shelf | Divider | (4) adjustable shelves

24" WIDTH RIGHT HAND						
	17 3/4	24	75 15/16	**GAACLD5H1824R-WW**	4,275	4,703

- CLD = Coat hook with (1) adjustable shelf | Divider | (4) adjustable shelves

30" WIDTH						
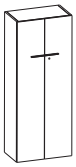	17 3/4	30	75 15/16	**GAACLS5H1830-WW**	4,822	5,304
	17 3/4	30	75 15/16	**GAACLD5H1830-WW**	5,206	5,727

- CLS = (4) adjustable shelves
- CLD = Coat hook with (1) adjustable shelf | Divider | (4) adjustable shelves

PRODUCT INFO

All units have a finished back

All units have optional face locks

Metal pull height matches overhead pull

TO ORDER PLEASE SPECIFY THE FOLLOWING:

1. _____ MODEL NUMBER
2. _____ FINISH
3. _____ PULL
4. _____ LOCKING
5. _____ KEYING
6. _____ OFFICE #

See inside front cover for required option codes

Example

GAACLC5H1818L-WW.NC215.MPS.LY.RMS.OFC1

GAACLC5H1818L-WW	NC215	MPS	LY	RMS	OFC1
MODEL NUMBER	FINISH	PULL	LOCKING	KEYING	OFFICE #

CLOSETS - 18D

6 High

18" WIDTH LEFT HAND

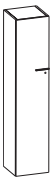

D	W	H	model number	veneer 1	veneer 2
17 3/4	18	84 7/16	**GAACLC6H1818L-WW**	3,342	3,676
17 3/4	18	84 7/16	**GAACLS6H1818L-WW**	3,724	4,096
17 3/4	18	84 7/16	**GAACLD6H1818L-WW**	4,164	4,580

- CLC = Coat hook with (2) adjustable shelves
- CLS = (5) adjustable shelves
- CLD = Coat hook with (2) adjustable adjustable shelf | Divide | (5) adjustable shelves

18" WIDTH RIGHT HAND

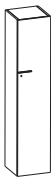

D	W	H	model number	veneer 1	veneer 2
17 3/4	18	84 7/16	**GAACLC6H1818R-WW**	3,342	3,676
17 3/4	18	84 7/16	**GAACLS6H1818R-WW**	3,724	4,096
17 3/4	18	84 7/16	**GAACLD6H1818R-WW**	4,164	4,580

- CLC = Coat hook with (2) adjustable shelves
- CLS = (5) adjustable shelves
- CLD = Coat hook with (2) adjustable adjustable shelf | Divide | (5) adjustable shelves

24" WIDTH LEFT HAND

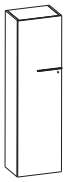

D	W	H	model number	veneer 1	veneer 2
17 3/4	24	84 7/16	**GAACLD6H1824L-WW**	4,789	5,268

- CLD = Coat hook with (2) adjustable shelves | Divider | (5) adjustable shelves

24" WIDTH RIGHT HAND

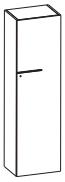

D	W	H	model number	veneer 1	veneer 2
17 3/4	24	84 7/16	**GAACLD6H1824R-WW**	4,789	5,268

- CLD = Coat hook with (2) adjustable shelves | Divider | (5) adjustable shelves

PRODUCT INFO

All units have a finished back

All units have optional face locks

Metal pull height matches overhead pull

TO ORDER PLEASE SPECIFY THE FOLLOWING:

1. _____ MODEL NUMBER
2. _____ FINISH
3. _____ PULL
4. _____ LOCKING
5. _____ KEYING
6. _____ OFFICE #

See inside front cover for required option codes

Example

GAACLC6H1818L-WW.NC215.MPS.LY.RMS.OFC1

GAACLC6H1818L-WW	NC215	MPS	LY	RMS	OFC1
MODEL NUMBER	FINISH	PULL	LOCKING	KEYING	OFFICE #

CLOSETS - 24D

5 High

	D	W	H	model number	veneer 1	veneer 2
18" WIDTH LEFT HAND						
	24 7/8	18	75 15/16	**GAACLC5H2418L-WW**	3,142	3,456
	24 7/8	18	75 15/16	**GAACLS5H2418L-WW**	3,500	3,850
	24 7/8	18	75 15/16	**GAACLD5H2418L-WW**	3,914	4,305

- CLC = Closet rod with (1) adjustable shelf
- CLS = (4) adjustable shelves
- CLD = Closet rod with (1) adjustable shelf | Divider | (4) adjustable shelves

18" WIDTH RIGHT HAND						
	24 7/8	18	75 15/16	**GAACLC5H2418R-WW**	3,142	3,456
	24 7/8	18	75 15/16	**GAACLS5H2418R-WW**	3,500	3,850
	24 7/8	18	75 15/16	**GAACLD5H2418R-WW**	3,914	4,305

- CLC = Closet rod with (1) adjustable shelf
- CLD = Closet rod with (1) adjustable shelf | Divider | (4) adjustable shelves

24" WIDTH LEFT HAND						
	24 7/8	24	75 15/16	**GAACLD5H2424L-WW**	4,501	4,951

- CLD = Closet rod with (1) adjustable shelf | Divider | (4) adjustable shelves

24" WIDTH RIGHT HAND						
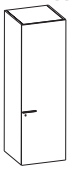	24 7/8	24	75 15/16	**GAACLD5H2424R-WW**	4,501	4,951

- CLD = Closet rod with (1) adjustable shelf | Divider | (4) adjustable shelves

30" WIDTH						
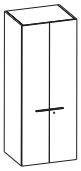	24 7/8	30	75 15/16	**GAACLS5H2430-WW**	5,075	5,583
	24 7/8	30	75 15/16	**GAACLD5H2430-WW**	5,479	6,027

- CLS = (4) adjustable shelves
- CLD = Closet rod with (1) adjustable shelf | Divider | (4) adjustable shelves

PRODUCT INFO

All units have a finished back

All units have optional face locks

Metal pull height matches 29H pedestal pulls

TO ORDER PLEASE SPECIFY THE FOLLOWING:

1. _____ MODEL NUMBER
2. _____ FINISH
3. _____ PULL
4. _____ LOCKING
5. _____ KEYING
6. _____ OFFICE #

See inside front cover for required option codes

Example

GAACLC5H2418L-WW.NC215.MPS.LY.RMS.OFC1

GAACLC5H2418L-WW	NC215	MPS	LY	RMS	OFC1
MODEL NUMBER	FINISH	PULL	LOCKING	KEYING	OFFICE #

CLOSETS - 24D

6 High

	D	W	H	model number	veneer 1	veneer 2
18" WIDTH LEFT HAND						
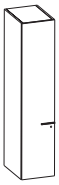	24 7/8	18	84 7/16	**GAACLC6H2418L-WW**	3,519	3,871
	24 7/8	18	84 7/16	**GAACLS6H2418L-WW**	3,920	4,312
	24 7/8	18	84 7/16	**GAACLD6H2418L-WW**	4,383	4,821

- CLC = Closet rod with (2) adjustable shelves
- CLS = (5) adjustable shelves
- CLD = Closet rod with (2) adjustable adjustable shelf | Divider | (5) adjustable shelves

18" WIDTH RIGHT HAND						
	24 7/8	18	84 7/16	**GAACLC6H2418R-WW**	3,519	3,871
	24 7/8	18	84 7/16	**GAACLS6H2418R-WW**	3,920	4,312
	24 7/8	18	84 7/16	**GAACLD6H2418R-WW**	4,383	4,821

- CLC = Closet rod with (2) adjustable shelf
- CLS = (5) adjustable shelves
- CLD = Closet rod with (2) adjustable shelf | Divider | (5) adjustable shelves

24" WIDTH LEFT HAND						
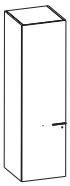	24 7/8	24	84 7/16	**GAACLD6H2424L-WW**	5,040	5,544

- CLD = Closet rod with (2) adjustable shelf | Divider | (5) adjustable shelves

24" WIDTH RIGHT HAND						
	24 7/8	24	84 7/16	**GAACLD6H2424R-WW**	5,040	5,544

- CLD = Closet rod with (2) adjustable shelf | Divider | (5) adjustable shelves

PRODUCT INFO

All units have a finished back

All units have optional face locks

Metal pull height matches 29H pedestal pulls

TO ORDER PLEASE SPECIFY THE FOLLOWING:

1. _____ MODEL NUMBER
2. _____ FINISH
3. _____ PULL
4. _____ LOCKING
5. _____ KEYING
6. _____ OFFICE #

See inside front cover for required option codes

Example

GAACLC6H2418L-WW.NC215.MPS.LY.RMS.OFC1

GAACLC6H2418L-WW	NC215	MPS	LY	RMS	OFC1
MODEL NUMBER	FINISH	PULL	LOCKING	KEYING	OFFICE #

STORAGE BOX

5 High - 6 High

	D	W	H	model number	veneer 1	veneer 2
5 HIGH						
18″ WIDTH LEFT HAND	24 7/8	18	75 15/16	**GAASBH5H2418L-WW**	3,886	4,275
• Includes (2) adjustable shelves behind doors • (2) file drawers bottom, door upper						
18″ WIDTH RIGHT HAND	24 7/8	18	75 15/16	**GAASBH5H2418R-WW**	3,886	4,275
• Includes (2) adjustable shelves behind doors • (2) file drawers bottom, door upper						
30″ WIDTH	24 7/8	30	75 15/16	**GAASBH5H2430-WW**	5,788	6,367
• Includes (2) adjustable shelves behind doors • (2) file drawers bottom, door upper						
6 HIGH						
18″ WIDTH LEFT HAND	24 7/8	18	84 7/16	**GAASBH6H2418L-WW**	4,625	5,088
• Includes (3) adjustable shelves behind door • (2) file drawers bottom, door upper						
18″ WIDTH RIGHT HAND	24 7/8	18	84 7/16	**GAASBH6H2418R-WW**	4,625	5,088
• Includes (3) adjustable shelves behind door • (2) file drawers bottom, door upper						
30″ WIDTH	24 7/8	30	84 7/16	**GAASBH6H2430-WW**	6,670	7,337
• Includes (3) adjustable shelves behind door • (2) file drawers bottom, door upper						

PRODUCT INFO

All units have a finished back

All units have optional face locks

TO ORDER PLEASE SPECIFY THE FOLLOWING:

1. _____ MODEL NUMBER
2. _____ FINISH
3. _____ PULL
4. _____ LOCKING
5. _____ KEYING
6. _____ OFFICE #

See inside front cover for required option codes

Example

GAASBH5H2418L-WW.NC215.MPS.LY.RMS.OFC1

GAASBH5H2418L-WW	NC215	MPS	LY	RMS	OFC1
MODEL NUMBER	FINISH	PULL	LOCKING	KEYING	OFFICE #

UTILITY CABINETS

5 High - 6 High

		D	W	H	model number	veneer 1	veneer 2
5 HIGH							
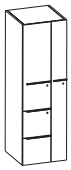	LEFT HAND	24 7/8	24	75 15/16	**GAAUTC5H2424L-WW**	6,069	6,676
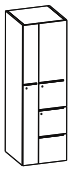	RIGHT HAND	24 7/8	24	75 15/16	**GAAUTC5H2424R-WW**	6,069	6,676
6 HIGH							
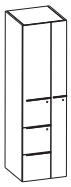	LEFT HAND	24 7/8	24	84 7/16	**GAAUTC6H2424L-WW**	6,962	7,658
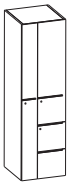	RIGHT HAND	24 7/8	24	84 7/16	**GAAUTC6H2424R-WW**	6,962	7,658

Note: Tall Door hinges off center divider on utility cabinets for side access to integral wood pulls.

PRODUCT INFO

All units have a finished back

All units have optional face locks

TO ORDER PLEASE SPECIFY THE FOLLOWING:

1. _____ MODEL NUMBER
2. _____ FINISH
3. _____ PULL
4. _____ LOCKING
5. _____ KEYING
6. _____ OFFICE #

See inside front cover for required option codes

Example

GAAUTC5H2424L-WW.NC215.MPS.LY.RMS.OFC1

GAAUTC5H2424L-WW	NC215	MPS	LY	RMS	OFC1
MODEL NUMBER	FINISH	PULL	LOCKING	KEYING	OFFICE #

WALL MOUNT OVERHEADS

Hinged - Wood Doors

	D	W	H	model number	veneer 1	veneer 2
1 HIGH						
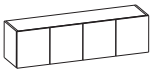	18	30	19 1/2	**GAAWCH1H30-WW**	2,373	2,610
	18	36	19 1/2	**GAAWCH1H36-WW**	2,480	2,728
	18	60	19 1/2	**GAAWCH1H60-WW**	4,159	4,575
(wood pull only)	18	66	19 1/2	**GAAWCH1H66-WW**	4,343	4,777
	18	72	19 1/2	**GAAWCH1H72-WW**	4,537	4,991
(wood pull only)	18	78	19 1/2	**GAAWCH1H78-WW**	4,916	5,408
(wood pull only)	18	84	19 1/2	**GAAWCH1H84-WW**	5,131	5,644
	18	90	19 1/2	**GAAWCH1H90-WW**	5,357	5,893
(wood pull only)	18	96	19 1/2	**GAAWCH1H96-WW**	5,584	6,142
(wood pull only)	18	102	19 1/2	**GAAWCH1H102-WW**	5,820	6,402
	18	108	19 1/2	**GAAWCH1H108-WW**	6,070	6,677

- 66, 78, 84, 96″ units are available in wood integral pull only
- Metal pull available on units with doors in 15″ and 18″ width increments
- Recessed LED tasklights included

PRODUCT INFO

Doors do not lock

Door widths:
30″ = (2) doors
36″ = (2) doors
60″ = (4) doors
66″ = (4) doors
72″ = (4) doors
78″ = (4) doors
84″ = (6) doors
90″ = (6) doors
96″ = (6) doors
102″ = (6) doors
108″ = (6) doors

Hidden cubbies behind doors

TO ORDER PLEASE SPECIFY THE FOLLOWING:

1. _____ MODEL NUMBER
2. _____ FINISH
3. _____ PULL
4. _____ OFFICE #

See inside front cover for required option codes

Example

GAAWCH1H30-WW.NC215.MPS.OFC1

GAAWCH1H30-WW	NC215	MPS	OFC1
MODEL NUMBER	FINISH	PULL	OFFICE #

WALL MOUNT OVERHEADS

Hinged - Glass Doors

1 HIGH

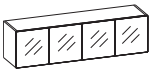

D	W	H	model number	veneer 1	veneer 2
18	30	19 1/2	**GAAWCH1H30-WG**	2,679	2,947
18	36	19 1/2	**GAAWCH1H36-WG**	2,804	3,084
18	60	19 1/2	**GAAWCH1H60-WG**	4,683	5,151
18	72	19 1/2	**GAAWCH1H72-WG**	5,119	5,631
18	90	19 1/2	**GAAWCH1H90-WG**	6,036	6,640
18	108	19 1/2	**GAAWCH1H108-WG**	6,855	7,541

- Recessed LED tasklights included

PRODUCT INFO

Doors do not lock

Door widths:
30" = (2) doors
36" = (2) doors
60" = (4) doors
72" = (4) doors
90" = (6) doors
108" = (6) doors

Hidden cubbies behind doors

TO ORDER PLEASE SPECIFY THE FOLLOWING:

1. _____ MODEL NUMBER
2. _____ FINISH
3. _____ GLASS COLOR
4. _____ OFFICE #

See inside front cover for required option codes

Example

GAAWCH1H30-WG.NC215.WH.OFC1

GAAWCH1H30-WG	NC215	WH	OFC1
MODEL NUMBER	FINISH	GLASS COLOR	OFFICE #

WALL MOUNT OVERHEADS

Soft Lift - Wood Doors

1 HIGH

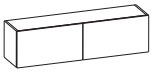

D	W	H	model number	veneer 1	veneer 2
18	60	19 1/2	**GAAWCF1H60-WW**	4,333	4,766
18	72	19 1/2	**GAAWCF1H72-WW**	4,731	5,204
18	90	19 1/2	**GAAWCF1H90-WW**	5,584	6,142
18	108	19 1/2	**GAAWCF1H108-WW**	6,332	6,965

- Integral wood pull or metal pull option
- Recessed LED tasklights included

PRODUCT INFO

Doors do not lock

Door widths:
60" = (2) doors
72" = (2) doors
90" = (3) doors
108" = (3) doors

Hidden cubbies behind doors

TO ORDER PLEASE SPECIFY THE FOLLOWING:

1. _____ MODEL NUMBER
2. _____ FINISH
3. _____ PULL
4. _____ OFFICE #

See inside front cover for required option codes

Example

GAAWCF1H60-WW.NC215.MPS.OFC1

GAAWCF1H60-WW	NC215	MPS	OFC1
MODEL NUMBER	FINISH	PULL	OFFICE #

WALL MOUNT OVERHEADS

Soft Lift - Glass Doors

1 HIGH

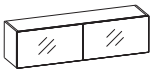

D	W	H	model number	veneer 1	veneer 2
18	60	19 1/2	**GAAWCF1H60-WG**	4,884	5,372
18	72	19 1/2	**GAAWCF1H72-WG**	5,341	5,875
18	90	19 1/2	**GAAWCF1H90-WG**	6,295	6,925
18	108	19 1/2	**GAAWCF1H108-WG**	7,156	7,872

- Recessed LED tasklights included

PRODUCT INFO

Doors do not lock

Door widths:
60" = (2) doors
72" = (2) doors
90" = (3) doors
108" = (3) doors

Hidden cubbies behind doors

TO ORDER PLEASE SPECIFY THE FOLLOWING:

1. MODEL NUMBER
2. FINISH
3. GLASS COLOR
4. OFFICE #

See inside front cover for required option codes

Example

GAAWCF1H60-WG.NC215.WH.OFC1

GAAWCF1H60-WG	NC215	WH	OFC1
MODEL NUMBER	FINISH	GLASS COLOR	OFFICE #

WALL MOUNT OVERHEADS

Sliding - Wood Doors

	D	W	H	model number	veneer 1	veneer 2
1 HIGH						
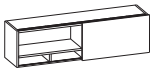	18	60	19 1/2	**GAAWCS1H60-WW**	4,333	4,766
	18	72	19 1/2	**GAAWCS1H72-WW**	4,731	5,204
	18	90	19 1/2	**GAAWCS1H90-WW**	5,584	6,142
	18	108	19 1/2	**GAAWCS1H108-WW**	6,332	6,965

- No pulls required
- Recessed LED tasklights included

PRODUCT INFO

Doors do not lock

Door widths:
60" = (1) doors
72" = (1) doors
90" = (2) doors
108" = (2) doors

Hidden cubbies behind doors

TO ORDER PLEASE SPECIFY THE FOLLOWING:

1. _____ **MODEL NUMBER**
2. _____ **FINISH**
3. _____ **OFFICE #**

See inside front cover for required option codes

Example

GAAWCS1H60-WW.NC215.OFC1

GAAWCS1H60WW	NC215	OFC1
MODEL NUMBER	FINISH	OFFICE #

WALL MOUNT OVERHEADS

Sliding - Glass Doors

1 HIGH

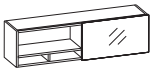

D	W	H	model number	veneer 1	veneer 2
18	60	19 1/2	**GAAWCS1H60-WG**	4,884	5,372
18	72	19 1/2	**GAAWCS1H72-WG**	5,341	5,875
18	90	19 1/2	**GAAWCS1H90-WG**	6,295	6,925
18	108	19 1/2	**GAAWCS1H108-WG**	7,156	7,872

- Recessed LED tasklights included

PRODUCT INFO

Doors do not lock

Door widths:
60" = (1) doors
72" = (1) doors
90" = (2) doors
108" = (2) doors

Hidden cubbies behind doors

TO ORDER PLEASE SPECIFY THE FOLLOWING:

1. _____ MODEL NUMBER
2. _____ FINISH
3. _____ GLASS COLOR
4. _____ OFFICE #

See inside front cover for required option codes

Example

GAAWCS1H60-WG.NC215.WH.OFC1

GAAWCS1H60-WG	NC215	WH	OFC1
MODEL NUMBER	FINISH	GLASS COLOR	OFFICE #

WALL MOUNT OVERHEADS

Hinged - Wood Doors

	D	W	H	model number	veneer 1	veneer 2
2 HIGH						
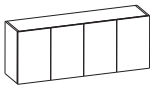	18	30	28	**GAAWCH2H30-WW**	3,394	3,733
	18	36	28	**GAAWCH2H36-WW**	3,555	3,911
	18	60	28	**GAAWCH2H60-WW**	5,054	5,559
(wood pull only)	18	66	28	**GAAWCH2H66-WW**	5,286	5,815
	18	72	28	**GAAWCH2H72-WW**	5,529	6,082
(wood pull only)	18	78	28	**GAAWCH2H78-WW**	5,961	6,557
(wood pull only)	18	84	28	**GAAWCH2H84-WW**	6,232	6,855
	18	90	28	**GAAWCH2H90-WW**	6,515	7,167

- 66, 78, 84, 96, 102″ units are available in wood integral pull only
- Metal pull available on units with doors in 15″ and 18″ width increments
- Recessed LED tasklights included

PRODUCT INFO

Doors do not lock

Door widths:
30" = (2) doors
36" = (2) doors
60" = (4) doors
66" = (4) doors
72" = (4) doors
78" = (4) doors
84" = (6) doors
90" = (6) doors

TO ORDER PLEASE SPECIFY THE FOLLOWING:

1. _____ MODEL NUMBER
2. _____ FINISH
3. _____ PULL
4. _____ OFFICE #

See inside front cover for required option codes

Example

GAAWCH2H30-WW.NC215.MPS.OFC1

GAAWCH2H30-WW	NC215	MPS	OFC1
MODEL NUMBER	FINISH	PULL	OFFICE #

WALL MOUNT OVERHEADS

Hinged - Glass Doors

2 HIGH

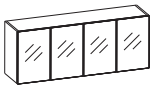

D	W	H	model number	veneer 1	veneer 2
18	30	28	**GAAWCH2H30-WG**	3,854	4,239
18	36	28	**GAAWCH2H36-WG**	4,040	4,444
18	60	28	**GAAWCH2H60-WG**	5,713	6,284
18	72	28	**GAAWCH2H72-WG**	6,259	6,885
18	90	28	**GAAWCH2H90-WG**	7,367	8,104

- Recessed LED tasklights included

PRODUCT INFO

Doors do not lock

Door widths:
30" = (2) doors
36" = (2) doors
60" = (4) doors
72" = (4) doors
90" = (6) doors

TO ORDER PLEASE SPECIFY THE FOLLOWING:

1. MODEL NUMBER
2. FINISH
3. GLASS COLOR
4. OFFICE #

See inside front cover for required option codes

Example

GAAWCH2H30-WG.NC215.WH.OFC1

GAAWCH2H30-WG	NC215	WH	OFC1
MODEL NUMBER	FINISH	GLASS COLOR	OFFICE #

WALL MOUNT OVERHEADS

Sliding - Wood Doors

2 HIGH

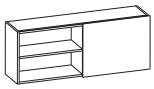

D	W	H	model number	veneer 1	veneer 2
18	60	28	**GAAWCS2H60-WW**	5,274	5,801
18	72	28	**GAAWCS2H72-WW**	5,772	6,349
18	90	28	**GAAWCS2H90-WW**	6,800	7,480

- No pulls required
- Recessed LED tasklights included

PRODUCT INFO

Doors do not lock

Door widths:
60" = (1) doors
72" = (1) doors
90" = (2) doors

TO ORDER PLEASE SPECIFY THE FOLLOWING:

1. _____ MODEL NUMBER
2. _____ FINISH
3. _____ OFFICE #

See inside front cover for required option codes

Example

GAAWCS2H60-WW.NC215.OFC1

GAAWCS2H60-WW	NC215	OFC1
MODEL NUMBER	FINISH	OFFICE #

WALL MOUNT OVERHEADS

Sliding - Glass Doors

2 HIGH

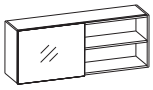

D	W	H	model number	veneer 1	veneer 2
18	60	28	**GAAWCS2H60-WG**	5,966	6,563
18	72	28	**GAAWCS2H72-WG**	6,539	7,193
18	90	28	**GAAWCS2H90-WG**	7,693	8,462

- Recessed LED tasklights included

PRODUCT INFO

Doors do not lock

Door widths:
60" = (1) doors
72" = (1) doors
90" = (2) doors

TO ORDER PLEASE SPECIFY THE FOLLOWING:

1. _____ **MODEL NUMBER**
2. _____ **FINISH**
3. _____ **GLASS COLOR**
4. _____ **OFFICE #**

See inside front cover for required option codes

Example

GAAWCS2H60-WG.NC215.WH.OFC1

GAAWCS2H60-WG	NC215	WH	OFC1
MODEL NUMBER	FINISH	GLASS COLOR	OFFICE #

TACKBOARDS

Standard

	D	W	H	yards	model number	fabric grades COM / 1	2	3	4
STANDARD									
	7/8	30	28 1/2	1.25	**GAATKW30**	543	558	574	590
	7/8	36	28 1/2	1.25	**GAATKW36**	568	587	607	627
	7/8	60	28 1/2	2.00	**GAATKW60**	661	691	723	755
FABRIC	7/8	66	28 1/2	2.25	**GAATKW66**	673	703	735	767
	7/8	72	28 1/2	2.50	**GAATKW72**	700	734	770	806
	7/8	78	28 1/2	2.50	**GAATKW78**	720	758	798	838
	7/8	84	28 1/2	2.75	**GAATKW84**	739	777	817	857
	7/8	90	28 1/2	3.00	**GAATKW90**	772	813	857	901
	7/8	96	28 1/2	3.00	**GAATKW96**	805	850	898	946
2-PIECE	7/8	102	28 1/2	3.50	**GAATKW102**	1,110	1,159	1,211	1,263
2-PIECE	7/8	108	28 1/2	4.00	**GAATKW108**	1,149	1,202	1,258	1,314
2-PIECE	7/8	120	28 1/2	4.00	**GAATKW120**	1,323	1,379	1,439	1,499

- Dimensioned from full height trough worksurface to bottom of overhead.
- A trough worksurface is required for ALL tackzone.
- NOTE: See pg. 190-193 for leather and fabric grade pricing.
- Tackboards listed on this page are all standard "railroad".

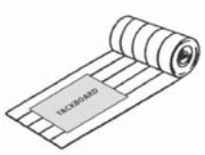

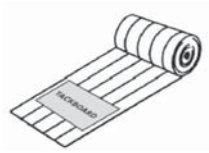

PRODUCT SPECIFICATIONS:

STANDARD
The fabric on all Gunlocke tackboards is applied in a railroad fashion.
- Tackboard widths less than or equal to 96" are one piece
- Tackboards greater than 96" are two piece and the fabric is pattern matched
- When ordering individual wall mount tackboards to be placed side by side, the fabric pattern will be random matched. If a fabric pattern match is required, contact Gunlocke Bid/Quote for a special quote.

SPECIAL
Fabric applied "up the roll" is a special application. Please see guidelines below and contact Gunlocke Bid/Quote for a special quote.
- Fabrics used on tackboard 48" and under in width can be applied "up the roll"
- Tackboards greater than 48" in width can only be applied railroaded, due to fabric height limitations

PRODUCT INFO

See yards listed above for COM fabric requirement

102, 108, and 120 wide tackboards are 2-piece

TO ORDER PLEASE SPECIFY THE FOLLOWING:

1. _____ MODEL NUMBER
2. _____ FABRIC
3. _____ FSC TACKBOARD
4. _____ OFFICE #

FSC Tackboard Options:

FSC = FSC Required (+5% COM upcharge)
NR = FSC Not Required

COM FABRIC REQUIREMENT
All COM must be shipped prepaid to Gunlocke with package side marked with:
- Dealer Name
- Dealer Purchase Order Number
- Gunlocke Pattern Number

See inside front cover for required option codes

Example

GAATKW30.FABRIC.FSC.OFC1

GAATKW30	FABRIC	FSC	OFC1
MODEL NUMBER	FABRIC	FSC TACKBOARD	OFFICE #

TACKBOARDS

Top of Overhead

TOP OF 1 HIGH OVERHEAD



FABRIC

D	W	H	yards	model number	fabric grades COM / 1	2	3	4
7/8	30	48	1.25	**GAATKW1H30**	661	676	692	708
7/8	36	48	1.25	**GAATKW1H36**	673	682	712	732
7/8	42	48	1.50	**GAATKW1H42**	700	723	747	771
7/8	48	48	1.50	**GAATKW1H48**	720	743	767	791

- Dimensioned from trough worksurface to top of 1 high overhead (or 5 high storage)
- A trough worksurface is required for ALL tackzone.

TOP OF 2 HIGH OVERHEAD

FABRIC

D	W	H	yards	model number	COM / 1	2	3	4
7/8	30	56 1/2	1.75	**GAATKW2H30**	673	688	704	720
7/8	36	56 1/2	1.75	**GAATKW2H36**	700	719	739	759
7/8	42	56 1/2	1.75	**GAATKW2H42**	720	743	767	791
7/8	48	56 1/2	1.75	**GAATKW2H48**	739	762	786	810

- Dimensioned from trough worksurface to top of 2 high overhead (or 6 high storage)
- A trough worksurface is required for ALL tackzone.
- NOTE: See pg. 190-193 for leather and fabric grade pricing.
- Tackboards to top of 1H overheads are standard "railroad". Tackboards to top of 2H overheads are "up the roll".

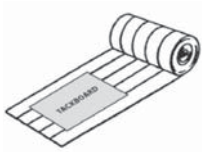

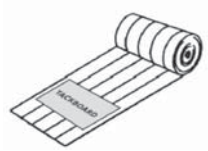

PRODUCT SPECIFICATIONS:

STANDARD
The fabric on all Gunlocke tackboards is applied in a railroad fashion.
- Tackboard widths less than or equal to 96" are one piece
- Tackboards greater than 96" are two piece and the fabric is pattern matched
- When ordering individual wall mount tackboards to be placed side by side, the fabric pattern will be random matched. If a fabric pattern match is required, contact Gunlocke Bid/Quote for a special quote.

SPECIAL
Fabric applied "up the roll" is a special application. Please see guidelines below and contact Gunlocke Bid/Quote for a special quote.
- Fabrics used on tackboard 48" and under in width can be applied "up the roll"
- Tackboards greater than 48" in width can only be applied railroaded, due to fabric height limitations

PRODUCT INFO

See yards listed above for COM fabric requirement

TO ORDER PLEASE SPECIFY THE FOLLOWING:

1. _____ MODEL NUMBER
2. _____ FABRIC
3. _____ FSC TACKBOARD
4. _____ OFFICE #

FSC Tackboard Options:

FSC = FSC Required (+5% COM upcharge)
NR = FSC Not Required

COM FABRIC REQUIREMENT
All COM must be shipped prepaid to Gunlocke with package side marked with:
- Dealer Name
- Dealer Purchase Order Number
- Gunlocke Pattern Number

See inside front cover for required option codes

Example

GAATKW1H30. FABRIC.FSC.OFC1

GAATKW1H30	FABRIC	FSC	OFC1
MODEL NUMBER	FABRIC	FSC TACKBOARD	OFFICE #

LAYERS TACKBOARDS

Standard

	D	W	H	yards	model number	fabric grades COM / 1	2	3	4
STANDARD									
	7/8	30	36 1/4	1.25	**GAATLKW30**	568	583	599	615
	7/8	36	36 1/4	1.25	**GAATLKW36**	661	680	700	720
	7/8	60	36 1/4	2.00	**GAATLKW60**	673	703	735	767
FABRIC	7/8	66	36 1/4	2.25	**GAATLKW66**	700	730	762	794
	7/8	72	36 1/4	2.50	**GAATLKW72**	720	754	790	826
	7/8	78	36 1/4	2.50	**GAATLKW78**	739	777	817	857
	7/8	84	36 1/4	2.75	**GAATLKW84**	772	810	850	890
	7/8	90	36 1/4	3.00	**GAATLKW90**	805	846	890	934
	7/8	96	36 1/4	3.00	**GAATLKW96**	1,110	1,155	1,203	1251
2-PIECE	7/8	102	36 1/4	3.50	**GAATLKW102**	1,149	1,198	1,250	1,302
2-PIECE	7/8	108	36 1/4	4.00	**GAATLKW108**	1,207	1,260	1,316	1372
2-PIECE	7/8	120	36 1/4	4.00	**GAATLKW120**	1,347	1,403	1,463	1,523

- Dimensioned from full height trough worksurface to bottom of overhead.
- A trough worksurface is required for ALL tackzone.
- NOTE: See pg. 190-193 for leather and fabric grade pricing.
- Tackboards listed on this page are all standard "railroad".

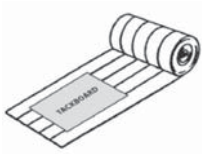

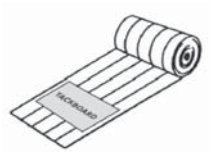

PRODUCT SPECIFICATIONS:

STANDARD
The fabric on all Gunlocke tackboards is applied in a railroad fashion.
- Tackboard widths less than or equal to 96" are one piece
- Tackboards greater than 96" are two piece and the fabric is pattern matched
- When ordering individual wall mount tackboards to be placed side by side, the fabric pattern will be random matched. If a fabric pattern match is required, contact Gunlocke Bid/Quote for a special quote.

SPECIAL
Fabric applied "up the roll" is a special application. Please see guidelines below and contact Gunlocke Bid/Quote for a special quote.
- Fabrics used on tackboard 48" and under in width can be applied "up the roll"
- Tackboards greater than 48" in width can only be applied railroaded, due to fabric height limitations

PRODUCT INFO

See yards listed above for COM fabric requirement

102, 108, and 120 wide tackboards are 2-piece

TO ORDER PLEASE SPECIFY THE FOLLOWING:

1. _____ MODEL NUMBER
2. _____ FABRIC
3. _____ FSC TACKBOARD
4. _____ OFFICE #

FSC Tackboard Options:

FSC = FSC Required (+5% COM upcharge)
NR = FSC Not Required

COM FABRIC REQUIREMENT
All COM must be shipped prepaid to Gunlocke with package side marked with:
- Dealer Name
- Dealer Purchase Order Number
- Gunlocke Pattern Number

See inside front cover for required option codes

Example

GAATLKW30.FABRIC.FSC.OFC1

GAATLKW30	FABRIC	FSC	OFC1
MODEL NUMBER	FABRIC	FSC TACKBOARD	OFFICE #

LAYERS TACKBOARDS

Top of Overhead

TOP OF 1 HIGH OVERHEAD



FABRIC

D	W	H	yards	model number	fabric grades COM / 1	2	3	4
7/8	30	55 3/4	1.75	**GAATLKW1H30**	673	688	704	720
7/8	36	55 3/4	1.75	**GAATLKW1H36**	700	719	739	759
7/8	42	55 3/4	1.75	**GAATLKW1H42**	720	743	767	791
7/8	48	55 3/4	1.75	**GAATLKW1H48**	739	762	786	810

- Dimensioned from trough worksurface to top of 1 high overhead (or 5 high storage)
- A trough worksurface is required for ALL tackzone.

TOP OF 2 HIGH OVERHEAD



FABRIC

7/8	30	64 1/4	2.00	**GAATLKW2H30**	700	715	731	747
7/8	36	64 1/4	2.00	**GAATLKW2H36**	720	739	759	779
7/8	42	64 1/4	2.00	**GAATLKW2H42**	739	762	786	810
7/8	48	64 1/4	2.00	**GAATLKW2H48**	772	795	819	843

- Dimensioned from trough worksurface to top of 2 high overhead (or 6 high storage)
- A trough worksurface is required for ALL tackzone.
- NOTE: See pg. 190-193 for leather and fabric grade pricing.
- Layers tackboards to top of 1H and 2H overheads are "up the roll".

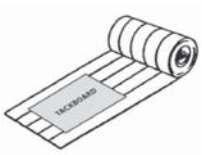

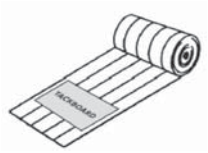

PRODUCT SPECIFICATIONS:

STANDARD
The fabric on all Gunlocke tackboards is applied in a railroad fashion.
- Tackboard widths less than or equal to 96" are one piece
- Tackboards greater than 96" are two piece and the fabric is pattern matched
- When ordering individual wall mount tackboards to be placed side by side, the fabric pattern will be random matched. If a fabric pattern match is required, contact Gunlocke Bid/Quote for a special quote.

SPECIAL
Fabric applied "up the roll" is a special application. Please see guidelines below and contact Gunlocke Bid/Quote for a special quote.
- Fabrics used on tackboard 48" and under in width can be applied "up the roll"
- Tackboards greater than 48" in width can only be applied railroaded, due to fabric height limitations

PRODUCT INFO

See yards listed above for COM fabric requirement

TO ORDER PLEASE SPECIFY THE FOLLOWING:

1. _____ MODEL NUMBER
2. _____ FABRIC
3. _____ FSC TACKBOARD
4. _____ OFFICE #

FSC Tackboard Options:

FSC = FSC Required (+5% COM upcharge)
NR = FSC Not Required

COM FABRIC REQUIREMENT
All COM must be shipped prepaid to Gunlocke with package side marked with:
- Dealer Name
- Dealer Purchase Order Number
- Gunlocke Pattern Number

See inside front cover for required option codes

Example

GAATLKW30.FABRIC.FSC.OFC1

GAATLKW30	FABRIC	FSC	OFC1
MODEL NUMBER	FABRIC	FSC TACKBOARD	OFFICE #

WHITEBOARDS

Standard

		D	W	H	model number	list
STANDARD						
		3/4	30	28 1/2	**GAATGW30-GSA**	984
		3/4	36	28 1/2	**GAATGW36-GSA**	1,119
		3/4	60	28 1/2	**GAATGW60-GSA**	1,835
MAGNETIC		3/4	66	28 1/2	**GAATGW66-GSA**	2,100
		3/4	72	28 1/2	**GAATGW72-GSA**	2,238
		3/4	78	28 1/2	**GAATGW78-GSA**	2,481
		3/4	84	28 1/2	**GAATGW84-GSA**	2,817
		3/4	90	28 1/2	**GAATGW90-GSA**	2,948
	2-PIECE	3/4	96	28 1/2	**GAATGW96-GSA**	3,089
	2-PIECE	3/4	102	28 1/2	**GAATGW102-GSA**	3,220
	2-PIECE	3/4	108	28 1/2	**GAATGW108-GSA**	3,357

- NOTE: Quantity 6 magnets are included with each unit 72"W and less. Quantity 12 magnets are included with each unit 84"W and greater. Magnets can also be ordered separately on pg. 182.

PRODUCT INFO

TO ORDER PLEASE SPECIFY THE FOLLOWING:

1. _____ MODEL NUMBER
2. _____ GLASS COLOR
3. _____ OFFICE #

NOTE: Whiteboards are GSA (TAA) compliant standard.

See inside front cover for required option codes

Example

GAATGW30-GSA.WH.OFC1

GAATGW30-GSA	WH	OFC1
MODEL NUMBER	GLASS COLOR	OFFICE #

WHITEBOARDS

Top of Overhead

	D	W	H	model number	select
TOP OF 1 HIGH OVERHEAD					
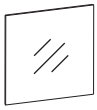	3/4	30	48	**GAATGW1H30-GSA**	1,835
	3/4	36	48	**GAATGW1H36-GSA**	2,100
	3/4	42	48	**GAATGW1H42-GSA**	2,238
MAGNETIC	3/4	48	48	**GAATGW1H48-GSA**	2,481

- Dimensioned from trough worksurface to top of 1 high overhead (or 5 high storage)
- A trough worksurface is required for ALL tackzone.

TOP OF 2 HIGH OVERHEAD					
	3/4	30	56 1/2	**GAATGW2H30-GSA**	2,100
	3/4	36	56 1/2	**GAATGW2H36-GSA**	2,238
	3/4	42	56 1/2	**GAATGW2H42-GSA**	2,481
MAGNETIC	3/4	48	56 1/2	**GAATGW2H48-GSA**	2,817

- Dimensioned from trough worksurface to top of 2 high overhead (or 6 high storage)
- A trough worksurface is required for ALL tackzone.

- NOTE: Quantity 6 magnets are included with each unit 72"W and less. Quantity 12 magnets are included with each unit 84"W and greater. Magnets can also be ordered separately on pg. 182.

PRODUCT INFO

TO ORDER PLEASE SPECIFY THE FOLLOWING:

1. _____ **MODEL NUMBER**
2. _____ **GLASS COLOR**
3. _____ **OFFICE #**

NOTE: Whiteboards are GSA (TAA) compliant standard.

See inside front cover for required option codes

Example

GAATGW1H30-GSA.WH.OFC1

GAATGW1H30-GSA	WH	OFC1
MODEL NUMBER	**GLASS COLOR**	**OFFICE #**

LAYERS WHITEBOARDS

Standard

		D	W	H	model number	list
STANDARD						
		3/4	30	36 1/4	**GAATLGW30-GSA**	1,119
		3/4	36	36 1/4	**GAATLGW36-GSA**	1,835
		3/4	60	36 1/4	**GAATLGW60-GSA**	2,100
MAGNETIC		3/4	66	36 1/4	**GAATLGW66-GSA**	2,238
		3/4	72	36 1/4	**GAATLGW72-GSA**	2,481
		3/4	78	36 1/4	**GAATLGW78-GSA**	2,817
		3/4	84	36 1/4	**GAATLGW84-GSA**	2,948
		3/4	90	36 1/4	**GAATLGW90-GSA**	3,089
	2-PIECE	3/4	96	36 1/4	**GAATLGW96-GSA**	3,220
	2-PIECE	3/4	102	36 1/4	**GAATLGW102-GSA**	3,357
	2-PIECE	3/4	108	36 1/4	**GAATLGW108-GSA**	3,473

- NOTE: Quantity 6 magnets are included with each unit 72″W and less. Quantity 12 magnets are included with each unit 84″W and greater. Magnets can also be ordered separately on pg. 182.

PRODUCT INFO

TO ORDER PLEASE SPECIFY THE FOLLOWING:

1. _____ MODEL NUMBER
2. _____ GLASS COLOR
3. _____ OFFICE #

NOTE: Whiteboards are GSA (TAA) compliant standard.

See inside front cover for required option codes

Example

GAATLGW30-GSA.WH.OFC1

GAATLGW30-GSA	WH	OFC1
MODEL NUMBER	GLASS COLOR	OFFICE #

LAYERS WHITEBOARDS

Top of Overhead

	D	W	H	model number	list
TOP OF 1 HIGH OVERHEAD					
	3/4	30	55 3/4	**GAATLGW1H30-GSA**	2,100
	3/4	36	55 3/4	**GAATLGW1H36-GSA**	2,238
	3/4	42	55 3/4	**GAATLGW1H42-GSA**	2,481
MAGNETIC	3/4	48	55 3/4	**GAATLGW1H48-GSA**	2,817

- Dimensioned from trough worksurface to top of 1 high overhead (or 5 high storage)
- A trough worksurface is required for ALL tackzone.

TOP OF 2 HIGH OVERHEAD					
	3/4	30	64 1/4	**GAATLGW2H30-GSA**	2,238
	3/4	36	64 1/4	**GAATLGW2H36-GSA**	2,481
	3/4	42	64 1/4	**GAATLGW2H42-GSA**	2,817
MAGNETIC	3/4	48	64 1/4	**GAATLGW2H48-GSA**	2,948

- Dimensioned from trough worksurface to top of 2 high overhead (or 6 high storage)
- A trough worksurface is required for ALL tackzone.

- NOTE: Quantity 6 magnets are included with each unit 72"W and less. Quantity 12 magnets are included with each unit 84"W and greater. Magnets can also be ordered separately on pg. 182.

PRODUCT INFO

TO ORDER PLEASE SPECIFY THE FOLLOWING:

1. _____ **MODEL NUMBER**
2. _____ **GLASS COLOR**
3. _____ **OFFICE #**

NOTE: Whiteboards are GSA (TAA) compliant standard.

See inside front cover for required option codes

Example

GAATLGW1H30-GSA.WH.OFC1

GAATLGW1H30-GSA	WH	OFC
MODEL NUMBER	**GLASS COLOR**	**OFFICE #**

SEGMENTED WHITEBOARDS

Standard

		D	W	H	model number	list
STANDARD						
		3/4	30	28 1/2	**GAATGW30-LXGSA**	1,131
		3/4	36	28 1/2	**GAATGW36-LXGSA**	1,287
		3/4	60	28 1/2	**GAATGW60-LXGSA**	2,110
MAGNETIC		3/4	66	28 1/2	**GAATGW66-LXGSA**	2,416
		3/4	72	28 1/2	**GAATGW72-LXGSA**	2,574
		3/4	78	28 1/2	**GAATGW78-LXGSA**	2,855
		3/4	84	28 1/2	**GAATGW84-LXGSA**	3,240
		3/4	90	28 1/2	**GAATGW90-LXGSA**	3,390
	2-PIECE	3/4	96	28 1/2	**GAATGW96-LXGSA**	3,552
	2-PIECE	3/4	102	28 1/2	**GAATGW102-LXGSA**	3,703
	2-PIECE	3/4	108	28 1/2	**GAATGW108-LXGSA**	3,861

- NOTE: Quantity 6 magnets are included with each unit 72"W and less. Quantity 12 magnets are included with each unit 84"W and greater. Magnets can also be ordered separately on pg. 182.
- Shelves must be ordered separately. See pg. 174.

PRODUCT INFO

TO ORDER PLEASE SPECIFY THE FOLLOWING:

1. _____ **MODEL NUMBER**
2. _____ **GLASS COLOR**
3. _____ **OFFICE #**

NOTE: Whiteboards are GSA (TAA) compliant standard.

See inside front cover for required option codes

Example

GAATGW30-LXGSA.WH.OFC1

GAATGW30-LXGSA	WH	OFC1
MODEL NUMBER	GLASS COLOR	OFFICE #

SEGMENTED WHITEBOARDS

Top of Overhead

	D	W	H	model number	list
TOP OF 1 HIGH OVERHEAD					
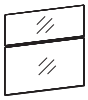	3/4	30	48	**GAATGW1H30-XGSA**	2,110
	3/4	36	48	**GAATGW1H36-XGSA**	2,416
	3/4	42	48	**GAATGW1H42-XGSA**	2,574
MAGNETIC	3/4	48	48	**GAATGW1H48-XGSA**	2,855

- Dimensioned from trough worksurface to top of 1 high overhead (or 5 high storage)
- A trough worksurface is required for ALL tackzone.

TOP OF 2 HIGH OVERHEAD					
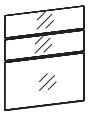	3/4	30	56 1/2	**GAATGW2H30-XGSA**	2,416
	3/4	36	56 1/2	**GAATGW2H36-XGSA**	2,574
	3/4	42	56 1/2	**GAATGW2H42-XGSA**	2,855
MAGNETIC	3/4	48	56 1/2	**GAATGW2H48-XGSA**	3,240

- Dimensioned from trough worksurface to top of 2 high overhead (or 6 high storage)
- A trough worksurface is required for ALL tackzone.
- NOTE: Quantity 6 magnets are included with each unit 72″W and less. Quantity 12 magnets are included with each unit 84″W and greater. Magnets can also be ordered separately on pg. 182.
- Shelves must be ordered separately. See pg. 174.

PRODUCT INFO

TO ORDER PLEASE SPECIFY THE FOLLOWING:

1. _____ **MODEL NUMBER**
2. _____ **GLASS COLOR**
3. _____ **OFFICE #**

NOTE: Whiteboards are GSA (TAA) compliant standard.

See inside front cover for required option codes

Example

GAATGW30-LXGSA.WH.OFC1

GAATGW30-LXGSA	WH	OFC1
MODEL NUMBER	GLASS COLOR	OFFICE #

WOOD MAGNETIC TACKZONE

Standard

		D	W	H	model number	veneer 1	veneer 2
STANDARD							
		7/8	30	28 1/2	**GAATWD30**	988	1,087
		7/8	36	28 1/2	**GAATWD36**	1,049	1,154
		7/8	60	28 1/2	**GAATWD60**	1,417	1,559
MAGNETIC		7/8	66	28 1/2	**GAATWD66**	1,501	1,651
		7/8	72	28 1/2	**GAATWD72**	1,629	1,792
		7/8	78	28 1/2	**GAATWD78**	1,681	1,849
		7/8	84	28 1/2	**GAATWD84**	1,772	1,949
		7/8	90	28 1/2	**GAATWD90**	2,006	2,207
	2-PIECE	7/8	96	28 1/2	**GAATWD96**	2,065	2,272
	2-PIECE	7/8	102	28 1/2	**GAATWD102**	2,126	2,339
	2-PIECE	7/8	108	28 1/2	**GAATWD108**	2,241	2,465
	2-PIECE	7/8	120	28 1/2	**GAATWD120**	2,315	2,547

- NOTE: Quantity 6 magnets are included with each unit 72″W and less. Quantity 12 magnets are included with each unit 84″W and greater. Magnets can also be ordered separately on pg. 182.

PRODUCT INFO

TO ORDER PLEASE SPECIFY THE FOLLOWING:

1. _____ MODEL NUMBER
2. _____ FINISH
3. _____ OFFICE #

See inside front cover for required option codes

Example

GAATWD30.NC215.OFC1

GAATWD30	NC215	OFC1
MODEL NUMBER	FINISH	OFFICE #

WOOD MAGNETIC TACKZONE

Top of Overhead

	D	W	H	model number	veneer 1	veneer 2
TOP OF 1 HIGH OVERHEAD						
	7/8	30	48	**GAATWD1H30**	1,417	1,559
	7/8	36	48	**GAATWD1H36**	1,501	1,651
	7/8	42	48	**GAATWD1H42**	1,629	1,792
MAGNETIC	7/8	48	48	**GAATWD1H48**	1,681	1,849

- Dimensioned from trough worksurface to top of 1 high overhead (or 5 high storage)
- A trough worksurface is required for ALL tackzone.

TOP OF 2 HIGH OVERHEAD						
	7/8	30	56 1/2	**GAATWD2H30**	1,501	1,651
	7/8	36	56 1/2	**GAATWD2H36**	1,629	1,792
	7/8	42	56 1/2	**GAATWD2H42**	1,681	1,849
MAGNETIC	7/8	48	56 1/2	**GAATWD2H48**	1,772	1,949

- Dimensioned from trough worksurface to top of 2 high overhead (or 6 high storage)
- A trough worksurface is required for ALL tackzone.

- NOTE: Quantity 6 magnets are included with each unit 72″W and less. Quantity 12 magnets are included with each unit 84″W and greater. Magnets can also be ordered separately on pg. 182.

PRODUCT INFO

TO ORDER PLEASE SPECIFY THE FOLLOWING:

1. _____ **MODEL NUMBER**
2. _____ **FINISH**
3. _____ **OFFICE #**

See inside front cover for required option codes

Example

GAATWD1H30.NC215.OFC1

GAATWD1H30	NC215	OFC1
MODEL NUMBER	FINISH	OFFICE #

LAYERS WOOD MAGNETIC TACKZONE

Standard

		D	W	H	model number	veneer 1	veneer 2
STANDARD							
		7/8	30	36 1/4	**GAATLWD30**	1,049	1,154
		7/8	36	36 1/4	**GAATLWD36**	1,417	1,559
		7/8	60	36 1/4	**GAATLWD60**	1,501	1,651
MAGNETIC		7/8	66	36 1/4	**GAATLWD66**	1,629	1,792
		7/8	72	36 1/4	**GAATLWD72**	1,681	1,849
		7/8	78	36 1/4	**GAATLWD78**	1,772	1,949
		7/8	84	36 1/4	**GAATLWD84**	2,006	2,207
		7/8	90	36 1/4	**GAATLWD90**	2,065	2,272
	2-PIECE	7/8	96	36 1/4	**GAATLWD96**	2,126	2,339
	2-PIECE	7/8	102	36 1/4	**GAATLWD102**	2,241	2,465
	2-PIECE	7/8	108	36 1/4	**GAATLWD108**	2,357	2,593
	2-PIECE	7/8	120	36 1/4	**GAATLWD120**	2,473	2,720

- NOTE: Quantity 6 magnets are included with each unit 72″W and less. Quantity 12 magnets are included with each unit 84″W and greater. Magnets can also be ordered separately on pg. 182.

PRODUCT INFO

TO ORDER PLEASE SPECIFY THE FOLLOWING:

1. _____ MODEL NUMBER
2. _____ FINISH
3. _____ OFFICE #

See inside front cover for required option codes

Example

GAATLWD30.NC215.OFC1

GAATLWD30	NC215	OFC1
MODEL NUMBER	FINISH	OFFICE #

LAYERS WOOD MAGNETIC TACKZONE

Top of Overhead

	D	W	H	model number	veneer 1	veneer 2
TOP OF 1 HIGH OVERHEAD						
	7/8	30	55 3/4	**GAATLWD1H30**	1,501	1,651
	7/8	36	55 3/4	**GAATLWD1H36**	1,629	1,792
	7/8	42	55 3/4	**GAATLWD1H42**	1,681	1,849
MAGNETIC	7/8	48	55 3/4	**GAATLWD1H48**	1,772	1,949

- Dimensioned from trough worksurface to top of 1 high overhead (or 5 high storage)
- A trough worksurface is required for ALL tackzone.

TOP OF 2 HIGH OVERHEAD						
	7/8	30	64 1/4	**GAATLWD2H30**	1,629	1,792
	7/8	36	64 1/4	**GAATLWD2H36**	1,681	1,849
	7/8	42	64 1/4	**GAATLWD2H42**	1,772	1,949
MAGNETIC	7/8	48	64 1/4	**GAATLWD2H48**	2,006	2,207

- Dimensioned from trough worksurface to top of 2 high overhead (or 6 high storage)
- A trough worksurface is required for ALL tackzone.

- NOTE: Quantity 6 magnets are included with each unit 72″W and less. Quantity 12 magnets are included with each unit 84″W and greater. Magnets can also be ordered separately on pg. 182.

PRODUCT INFO

TO ORDER PLEASE SPECIFY THE FOLLOWING:

1. _____ **MODEL NUMBER**
2. _____ **FINISH**
3. _____ **OFFICE #**

See inside front cover for required option codes

Example

GAATLWD1H30.NC215.OFC1

GAATLWD1H30	NC215	OFC1
MODEL NUMBER	FINISH	OFFICE #

SEGMENTED WOOD MAGNETIC TACKZONE

Standard

		D	W	H	model number	veneer 1	veneer 2
STANDARD							
		7/8	30	28 1/2	**GAATWD30-LX**	1,135	1,249
		7/8	36	28 1/2	**GAATWD36-LX**	1,207	1,328
		7/8	60	28 1/2	**GAATWD60-LX**	1,630	1,793
MAGNETIC		7/8	66	28 1/2	**GAATWD66-LX**	1,727	1,900
		7/8	72	28 1/2	**GAATWD72-LX**	1,874	2,061
		7/8	78	28 1/2	**GAATWD78-LX**	1,933	2,126
		7/8	84	28 1/2	**GAATWD84-LX**	2,038	2,242
		7/8	90	28 1/2	**GAATWD90-LX**	2,307	2,538
	2-PIECE	7/8	96	28 1/2	**GAATWD96-LX**	2,374	2,611
	2-PIECE	7/8	102	28 1/2	**GAATWD102-LX**	2,445	2,690
	2-PIECE	7/8	108	28 1/2	**GAATWD108-LX**	2,578	2,836
	2-PIECE	7/8	120	28 1/2	**GAATWD120-LX**	2,663	2,929

- NOTE: Quantity 6 magnets are included with each unit 72″W and less. Quantity 12 magnets are included with each unit 84″W and greater. Magnets can also be ordered separately on pg. 182.
- Shelves must be ordered separately. See pg. 174.

PRODUCT INFO

TO ORDER PLEASE SPECIFY THE FOLLOWING:

1. _____ **MODEL NUMBER**
2. _____ **FINISH**
3. _____ **OFFICE #**

See inside front cover for required option codes

Example

GAATWD30-LX.NC215.OFC1

GAATWD30-LX	NC215	OFC1
MODEL NUMBER	FINISH	OFFICE #

SEGMENTED WOOD MAGNETIC TACKZONE

Top of Overhead

	D	W	H	model number	veneer 1	veneer 2
TOP OF 1 HIGH OVERHEAD						
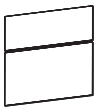	7/8	30	48	**GAATWD1H30-X**	1,630	1,793
	7/8	36	48	**GAATWD1H36-X**	1,727	1,900
	7/8	42	48	**GAATWD1H42-X**	1,874	2,061
MAGNETIC	7/8	48	48	**GAATWD1H48-X**	1,933	2,126

- Dimensioned from trough worksurface to top of 1 high overhead (or 5 high storage)
- A trough worksurface is required for ALL tackzone

TOP OF 2 HIGH OVERHEAD						
	7/8	30	56 1/2	**GAATWD2H30-X**	1,727	1,900
	7/8	36	56 1/2	**GAATWD2H36-X**	1,874	2,061
	7/8	42	56 1/2	**GAATWD2H42-X**	1,933	2,126
MAGNETIC	7/8	48	56 1/2	**GAATWD2H48-X**	2,038	2,242

- Dimensioned from trough worksurface to top of 2 high overhead (or 6 high storage)
- A trough worksurface is required for ALL tackzone.
- NOTE: Quantity 6 magnets are included with each unit 72"W and less. Quantity 12 magnets are included with each unit 84"W and greater. Magnets can also be ordered separately on pg. 182.
- Shelves must be ordered separately. See pg. 174.

PRODUCT INFO

TO ORDER PLEASE SPECIFY THE FOLLOWING:

1. _____ **MODEL NUMBER**
2. _____ **FINISH**
3. _____ **OFFICE #**

See inside front cover for required option codes

Example

GAADTRM3672L-3WW.NC215.OFC1

GAADTRM3672L-3WW	NC215	OFC1
MODEL NUMBER	FINISH	OFFICE #

	D	W	H	model number	veneer 1	veneer 2
WOOD						
	8	30	1	**GAAASF830-W**	489	538
	8	36	1	**GAAASF836-W**	527	580
	8	42	1	**GAAASF842-W**	600	660
	8	48	1	**GAAASF848-W**	670	737
	8	60	1	**GAAASF860-W**	763	839
	8	66	1	**GAAASF866-W**	816	898
	8	72	1	**GAAASF872-W**	862	948
	8	78	1	**GAAASF878-W**	904	994
	8	84	1	**GAAASF884-W**	955	1,051
	8	90	1	**GAAASF890-W**	1,068	1,175
2-PIECE	8	96	1	**GAAASF896-W**	1,106	1,217
2-PIECE	8	102	1	**GAAASF8102-W**	1,145	1,260
2-PIECE	8	108	1	**GAAASF8108-W**	1,182	1,300
2-PIECE	8	120	1	**GAAASF8120-W**	1,526	1,679
2-PIECE	8	144	1	**GAAASF8144-W**	1,725	1,898

- WHEN PLACING MULTIPLE SHELVES END TO END, PLEASE CONTACT GUNTS FOR A SPECIAL SET OF SHELVES WITH A DOWEL PIN FOR ALIGNMENT SHELF TO SHELF
- STANDARD 2-PIECE SHELVES INCLUDE DOWEL PIN

PRODUCT INFO

TO ORDER PLEASE SPECIFY THE FOLLOWING:

1. _____ MODEL NUMBER
2. _____ FINISH
3. _____ OFFICE #

See inside front cover for required option codes

Example

GAAASF830-W.NC215.OFC1

GAAASF830-W	NC215	OFC1
MODEL NUMBER	FINISH	OFFICE #

ROUND TABLES

	Dia	H	model number	veneer 1	veneer 2
	42 dia.	1 1/2	**GAATRD42-W**	2,545	2,800
	48 dia.	1 1/2	**GAATRD48-W**	3,000	3,300
2-PIECE	54 dia.	1 1/2	**GAATRD54-W**	3,590	3,949
2-PIECE	60 dia.	1 1/2	**GAATRD60-W**	3,749	4,124

PRODUCT INFO

TO ORDER PLEASE SPECIFY THE FOLLOWING:

1. _____ **MODEL NUMBER**
2. _____ **FINISH**
3. _____ **TOP UV FINISH TYPE**
4. _____ **VENEER PATTERN**
5. _____ **OFFICE #**

Veneer Pattern Options:

TVN = Standard Veneer Pattern
TSB = Sunburst Veneer Pattern (upcharge)

See inside front cover for required option codes

Example

GAATRD42-W.NC215.FF.TVN.OFC1

GAATRD42-W	NC215	FF	TVN	OFC1
MODEL NUMBER	FINISH	TOP UV FINISH	VENEER PATTERN	OFFICE #

X BASE

	D	W	H	model number	list
X BASE 32					
	32	32	27 15/16	**BSXBASE32**	2,812

- For use with 42″ and 48″ dia. round tables
- 3″ dia. column

X BASE 40					
	40	40	27 15/16	**BSXBASE40**	2,887

- For use with 54″ and 60″ dia. round tables
- 3″ dia. column

PRODUCT INFO

Brushed Satin
Nickel Finish

TO ORDER PLEASE SPECIFY THE FOLLOWING:

1. _____ MODEL NUMBER

NOTE: Office # option not required

See inside front cover for required option codes

Example

BSXBASE32

BSXBASE32
MODEL NUMBER

DISC BASE

	D	W	H	model number	list
DISC BASE 18					
	18	18	27 3/4	**BSMDISC18-LD**	747

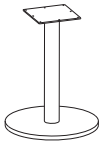

- For use with 36″ dia. round tables
- 4″ dia. column
- Available in satin chrome (silver) or powder coat black

DISC BASE 24					
	24	24	27 3/4	**BSMDISC24-LD**	876

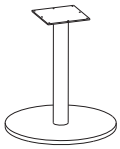

- For use with 42″ and 48″ dia. round tables
- 4″ dia. column
- Available in satin chrome (silver) or powder coat black

PRODUCT INFO

TO ORDER PLEASE SPECIFY THE FOLLOWING:

1. _____ **MODEL NUMBER**
2. _____ **BASE COLOR**

NOTE: Office # option not required

Disc Base Color:

Silver	**SV**
Black	**BK**
Polished Chrome	**PC(Add +$155)**
Brushed Satin Chrome	**SC(Add +$155)**

See inside front cover for required option codes

Example

BSMDISC18-LD.SV

BSMDISC18-LD	SV
MODEL NUMBER	COLOR

RECESSED LED TASKLIGHTS

replacements

	D	W	H	model number	list
RECESSED LED TASKLIGHTS					
	5/8	24	5/8	**ACLED24-R**	464
	5/8	54	5/8	**ACLED54-R**	648
	5/8	72	5/8	**ACLED72-R**	981

Tasklights are INCLUDED with all overhead cabinets.
They do NOT need to be purchased separately.

- LED lighting provides high efficiency, low energy lighting with a long life.
- All LED light strips are encased in a silver aluminum extrusion and include a built-in microswitch to turn the light on/off.
- Lights are field installed.
- All units include a 10′ cord with a standard plug.
- Tasklights are recessed into bottom panel of overhead cabinet.
- Light temperature 3200K

PRODUCT INFO

see product specs above

TO ORDER PLEASE SPECIFY THE FOLLOWING:

1. _____ **MODEL NUMBER**

NOTE: Office # option not required

See inside front cover for required option codes

Example

ACLED24-R

ACLED24-R
MODEL NUMBER

MAGNETIC ACCESSORIES

	D	W	H	model number	list
DISPLAY SHELF	2 1/2	16 1/2	1 3/4	**GAA-ACSHELF**	469
FILE HOLDER 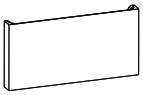	1 1/2	16 1/2	8	**GAA-ACFILE**	546
PLUG HOLDER 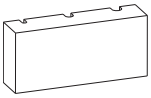	1	4 1/4	1 3/4	**GAA-ACPLUG**	193

PRODUCT INFO

Units are painted in 3 standard colors

Include imbedded magnets for use with magnetic whiteboards and magnetic wood tackzone

TO ORDER PLEASE SPECIFY THE FOLLOWING:

1. _____ **MODEL NUMBER**
2. _____ **COLOR**
3. _____ **OFFICE #**

Color:

AWH = White
ABK = Black
AML = Muslin

See inside front cover for required option codes

Example

GAA-ACSHELF.AWH.OFC1

GAA-ACSHELF	AWH	OFC1
MODEL NUMBER	COLOR	OFFICE #

MONITOR ARMS	D	W	H	model number	list
SINGLE					
FOR USE WITH MONITORS WEIGHING 4.5 - 15 LBS	3	3	15	**SAAT-ARM250**	587

DUAL					
FOR USE WITH MONITORS WEIGHING 4.5 - 15 LBS	3	3	15	**SAAT-ARM250D**	941

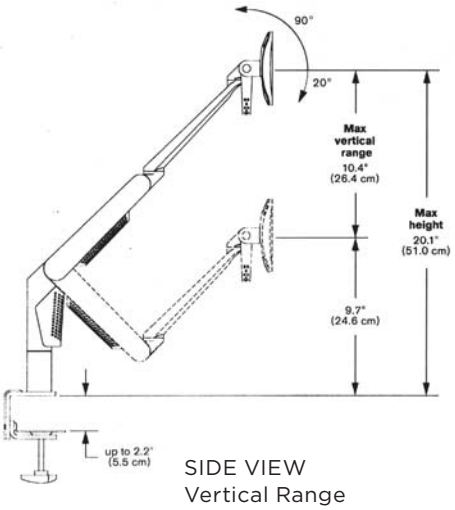

SIDE VIEW
Vertical Range

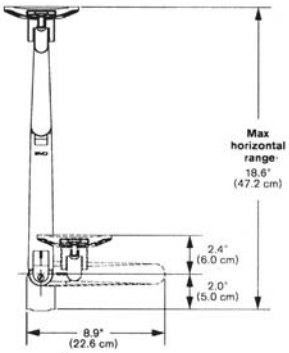

TOP VIEW
Horizontal Range

CAPABILITIES

Vertical range . . . . . +/- 5.2" (13.2 cm) from horizontal
Horizontal range . . . . . 18.6" (47.2 cm)
Rotation . . . . . 360° at two joints, 180° from center
Monitor tilt . . . . . 90° up, 20° down from center
Monitor pivot . . . . . Landscape to portrait
Monitor compatibility. VESA®75mm and 100mm
Cable management . . Cables are clipped beneath arm
Mounting options . . . . Desk Edge, Grommet, Thru-Desk
Monitor weight . . . . . 4.5 - 15 lbs (2.04 - 6.8 kg)

PRODUCT INFO

See product specs above

TO ORDER PLEASE SPECIFY THE FOLLOWING:

1. _____ **MODEL NUMBER**

NOTE: Office # option not required

See inside front cover for required option codes

Example

SAAT-ARM250

SAAT-ARM250
MODEL NUMBER

LED DESKTOP LIGHT

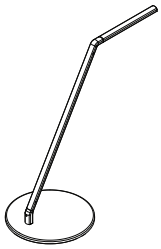

LED DESKTOP LIGHTING	D	W	H	model number	list
	16	7 1/2	14 7/8	**ACDSKLGT**	450

- High energy efficiency LEDs
- Compact, space saving design
- Simple single button touch on/off and dimming controls
- Dimmable from 100%–15%
- Swivel head for directional work surface illumination
- ETL/UL certified
- 40,000+ hour life LEDs (L70 rating)
- 5 year warranty
- Available in Sterling Silver
- 12 W transformer included:
  24 V, 0.5 A, Class 2 transformer: 3″ x 1.125″ x 1.75″
  Two prong plug on 6’ cord

Dimensions

Horizontal and vertical reach

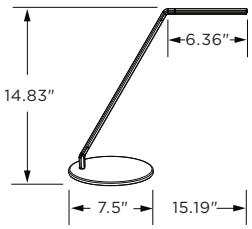

Fixture rotation

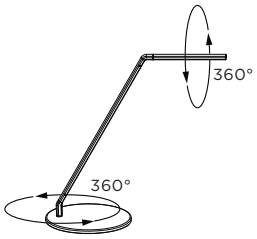

PRODUCT INFO

See product specs above

TO ORDER PLEASE SPECIFY THE FOLLOWING:

1. _____ **MODEL NUMBER**

NOTE: Office # option not required

See inside front cover for required option codes

Example

ACDSKLGT

ACDSKLGT
MODEL NUMBER

WIRE MANAGER AND MAGNETS

	D	W	H	model number	list
BENEATH WORKSURFACE WIRE MANAGER	3 1/4	30	1	**ACWM**	65

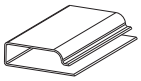

MAGNETS	3/8 dia.		1/2	**SAMAGNET**	58

- NOTE: Quantity 6 magnets are included with each unit 72"W and less. Quantity 12 magnets are included with each unit 84"W and greater.
- Magnets are silver

PRODUCT INFO

TO ORDER PLEASE SPECIFY THE FOLLOWING:

1. _____ **MODEL NUMBER**

NOTE: Office # option not required

See inside front cover for required option codes

Example

ACWM

ACWM
MODEL NUMBER

PERSONAL CORNER & DESKPAD

Leather

	D	W	H	model number	list
PERSONAL CORNER					
	12 1/2	36	1 7/8	**GAACORNER**	604



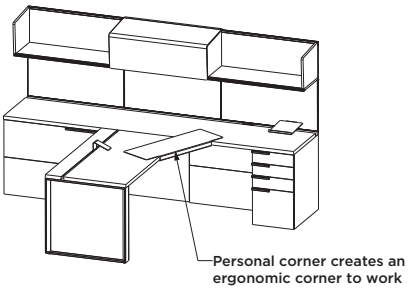

DESKPAD	18	36	1 7/8	**GAADSKPAD**	855

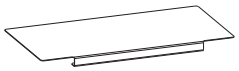

PRODUCT INFO

Designed for 1.5" thick worksurfaces

TO ORDER PLEASE SPECIFY THE FOLLOWING:

1. _____ **MODEL NUMBER**
2. _____ **LEATHER COLOR**
3. _____ **OFFICE #**

Leather Color:

CBL = Black
CWH = White
CCH = Chocolate

See inside front cover for required option codes

Example

GAACORNER.CWH.OFC1

GAACORNER	CWH	OFC1
MODEL NUMBER	LEATHER COLOR	OFFICE #

ORGANIZATION TRAYS

Leather

	D	W	H	model number	list
15″ BOX DRAWER INSERT	13 15/16	11 11/16	3	**GAATRAYBOX15**	466
• For use in 15″ wide box drawers					
18″ BOX DRAWER INSERT 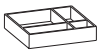	13 15/16	14 11/16	3	**GAATRAYBOX18**	511
• For use in 18″ wide box drawers					
30″ BOX DRAWER INSERT 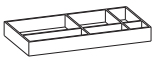	13 15/16	26 11/16	3	**GAATRAYBOX30**	871
• For use in 30″ wide box drawers					
36″ BOX DRAWER INSERT 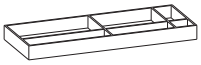	13 15/16	32 11/16	3	**GAATRAYBOX36**	953
• For use in 36″ wide box drawers					
15″ TRAY FOR OVERHEADS WITH CUBBY	13 15/16	13 1/4	3	**GAATRAYLTR15**	406
• Letter tray for use in 1 high overheads with 15″ wide cubbies. • For hinged door and soft lift door overhead, with width dimension in 15″ increments = 60″w, 90″w, 120″w					
18″ TRAY FOR OVERHEADS WITH CUBBY 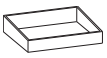	13 15/16	16 1/4	3	**GAATRAYLTR18**	445
• Letter tray for use in 1 high overheads with 18″ wide cubbies • For hinged door and soft lift door overhead, with width dimension in 18″ increments = 72″w, 108″w					

PRODUCT INFO

TO ORDER PLEASE SPECIFY THE FOLLOWING:

1. _____ **MODEL NUMBER**
2. _____ **LEATHER COLOR**
3. _____ **OFFICE #**

Leather Color:

CBL = Black
CWH = White
CCH = Chocolate

See inside front cover for required option codes

Example

GAATRAYBOX15.CWH.OFC1

GAATRAYBOX15	CWH	OFC1
MODEL NUMBER	**LEATHER COLOR**	**OFFICE #**

CENTER DRAWERS

	D	W	H	model number	veneer 1	veneer 2
CENTER DRAWER						
	22	19	2 1/4	**ACCD19**	446	502
	22	26	2 1/4	**ACCD26**	494	555
					list	
15″ PENCIL TRAY	3	11 5/16	1 1/4	**ACPT15-GAA**	67	
18″ PENCIL TRAY	3	14 5/16	1 1/4	**ACPT18-GAA**	72	
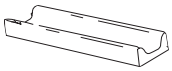						

PRODUCT INFO

TO ORDER PLEASE SPECIFY THE FOLLOWING:

1. _____ **MODEL NUMBER**
2. _____ **FINISH**

• **Finish option not required for pencil trays**

NOTE: Office # option not required

See inside front cover for required option codes

Example

ACCD19.NC215

ACCD19	NC215
MODEL NUMBER	FINISH

POWER UNIT

	D	W	H	model number	list
POWER UNIT					
	1 3/4	3	1 3/4	**ACPWRT**	434

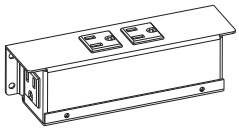

- Includes 3 power outlets - 2 power outlets on top surface and 1 power outlet on end of unit.
- Ships with 6 ft power cord with standard plug
- UL listed
- Mounting bracket included for use installation in the following applications:
  - To bottom of worksurface beneath grommets
  - To bottom of worksurface in trough opening of trough worksurfaces
  - As power strip inside wall access panels or beneath desks

PRODUCT INFO

TO ORDER PLEASE SPECIFY THE FOLLOWING:

1. [ ] **MODEL NUMBER**

NOTE: Office # option not required

See inside front cover for required option codes

Example

ACPWRT

ACPWRT
MODEL NUMBER

FILING RAILS

replacements

	D	W	H	model number	list
FOR USE WITH 15″ W FILE DRAWERS	1/8	15	1	**ACFLR15-AA**	23
FOR USE WITH 18″ W FILE DRAWERS	1/8	18	1	**ACFLR18-AA**	24
FOR USE WITH 30″ W LATERAL FILES	1/8	30	1	**ACFLR30-AA**	28
FOR USE WITH 36″ W LATERAL FILES	1/8	36	1	**ACFLR36-AA**	31

PRODUCT INFO

TO ORDER PLEASE SPECIFY THE FOLLOWING:

1. _____ **MODEL NUMBER**

NOTE: Office # option not required

See inside front cover for required option codes

Example

ACFLR15-AA

ACFLR15-AA
MODEL NUMBER

TRASH CAN

	D	W	H	model number	list
TRASH CAN					
	9 3/4	9 3/4	12	**ACTRASH**	530

Quantity 2 trash cans are included with all (-T) pedestals.
They do not need to be purchased separately.

- Satin brushed aluminum finish

PRODUCT INFO

TO ORDER PLEASE SPECIFY THE FOLLOWING:

1. _____ **MODEL NUMBER**

NOTE: Office # option not required

See inside front cover for required option codes

Example

ACTRASH

ACTRASH
MODEL NUMBER

SAMPLE TOP

	D	W	H	model number	veneer 1	veneer 2
SAMPLE TOP						
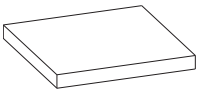	18	18	1 1/2	**GAATOP1818-W**	717	789

PRODUCT INFO

TO ORDER PLEASE SPECIFY THE FOLLOWING:

1. _____ MODEL NUMBER
2. _____ FINISH
3. _____ TOP UV FINISH TYPE
4. _____ OFFICE #

See inside front cover for required option codes

Example

GAATOP1818-W.NC215.FF.OFC1

GAADTOP1818	NC215	FF	OFC1
MODEL NUMBER	FINISH	TOP UV FINISH	OFFICE #

FABRIC GRADE PRICING

model number	com / 1	2	3	4	5	6	7	8	9	10	11	12	13	14	15	16
GAAMPD-CUSH1818	328	339	351	363	379	395	409	425	440	456	472	487	507	522	541	561
GAACLPD-CUSH2430	370	385	401	417	438	459	477	498	518	539	560	580	606	626	651	677
GAACLPD-CUSH2436	399	418	438	458	484	510	533	559	584	610	636	661	694	719	750	783
GAACLPD-CUSH2130T	370	385	401	417	438	459	477	498	518	539	560	580	606	626	651	677
GAACLPD-CUSH2136T	399	418	438	458	484	510	533	559	584	610	636	661	694	719	750	783
GAATKW30	543	558	574	590	611	632	650	671	691	712	733	753	779	799	824	850
GAATKW36	568	587	607	627	653	679	702	728	753	779	805	830	863	888	919	952
GAATKW60	661	691	723	755	797	839	875	917	957	999	1,041	1,081	1,133	1,173	1,223	1,275
GAATKW66	673	703	735	767	809	851	887	929	969	1,011	1,053	1,093	1,145	1,185	1,235	1,287
GAATKW72	700	734	770	806	853	900	941	988	1,033	1,080	1,127	1,172	1,231	1,276	1,332	1,391
GAATKW78	720	758	798	838	891	944	989	1,042	1,092	1,145	1,198	1,248	1,313	1,363	1,426	1,491
GAATKW84	739	777	817	857	910	963	1,008	1,061	1,111	1,164	1,217	1,267	1,332	1,382	1,445	1,510
GAATKW90	772	813	857	901	959	1,017	1,067	1,125	1,180	1,238	1,296	1,351	1,423	1,478	1,547	1,619
GAATKW96	805	850	898	946	1,009	1,072	1,126	1,189	1,249	1,312	1,375	1,435	1,513	1,573	1,648	1,726
GAATKW102	1,110	1,159	1,211	1,263	1,331	1,399	1,458	1,526	1,591	1,659	1,727	1,792	1,877	1,942	2,023	2,108
GAATKW108	1,149	1,202	1,258	1,314	1,388	1,462	1,525	1,599	1,669	1,743	1,817	1,887	1,978	2,048	2,136	2,227
GAATKW120	1,323	1,379	1,439	1,499	1,578	1,657	1,725	1,804	1,879	1,958	2,037	2,112	2,210	2,285	2,379	2,477
GAATKW1H30	661	676	692	708	729	750	768	789	809	830	851	871	897	917	942	968
GAATKW1H36	673	692	712	732	758	784	807	833	858	884	910	935	968	993	1,024	1,057
GAATKW1H42	700	723	747	771	803	835	862	894	924	956	988	1,018	1,057	1,087	1,125	1,164
GAATKW1H48	720	743	767	791	823	855	882	914	944	976	1,008	1,038	1,077	1,107	1,145	1,184
GAATKW2H30	673	688	704	720	741	762	780	801	821	842	863	883	909	929	954	980
GAATKW2H36	700	719	739	759	785	811	834	860	885	911	937	962	995	1,020	1,051	1,084
GAATKW2H42	720	743	767	791	823	855	882	914	944	976	1,008	1,038	1,077	1,107	1,145	1,184
GAATKW2H48	739	762	786	810	842	874	901	933	963	995	1,027	1,057	1,096	1,126	1,164	1,203
GAATLKW30	568	583	599	615	636	657	675	696	716	737	758	778	804	824	849	875
GAATLKW36	661	680	700	720	746	772	795	821	846	872	898	923	956	981	1,012	1,045
GAATLKW60	673	703	735	767	809	851	887	929	969	1,011	1,053	1,093	1,145	1,185	1,235	1,287
GAATLKW66	700	730	762	794	836	878	914	956	996	1,038	1,080	1,120	1,172	1,212	1,262	1,314
GAATLKW72	720	754	790	826	873	920	961	1,008	1,053	1,100	1,147	1,192	1,251	1,296	1,352	1,411
GAATLKW78	739	777	817	857	910	963	1,008	1,061	1,111	1,164	1,217	1,267	1,332	1,382	1,445	1,510
GAATLKW84	772	810	850	890	943	996	1,041	1,094	1,144	1,197	1,250	1,300	1,365	1,415	1,478	1,543
GAATLKW90	805	846	890	934	992	1,050	1,100	1,158	1,213	1,271	1,329	1,384	1,456	1,511	1,580	1,652
GAATLKW96	1,110	1,155	1,203	1,251	1,314	1,377	1,431	1,494	1,554	1,617	1,680	1,740	1,818	1,878	1,953	2,031
GAATLKW102	1,149	1,198	1,250	1,302	1,370	1,438	1,497	1,565	1,630	1,698	1,766	1,831	1,916	1,981	2,062	2,147
GAATLKW108	1,207	1,260	1,316	1,372	1,446	1,520	1,583	1,657	1,727	1,801	1,875	1,945	2,036	2,106	2,194	2,285
GAATLKW120	1,347	1,403	1,463	1,523	1,602	1,681	1,749	1,828	1,903	1,982	2,061	2,136	2,234	2,309	2,403	2,501

FABRIC GRADE PRICING

model number	17	18	19	20	21	22	23	24	25	26	27	col	L1	L2	L3	L4	L5
GAAMPD-CUSH1818	580	594	613	631	650	669	707	744	782	820	857	363	481	609	736	864	978
GAACLPD-CUSH2430	702	720	745	769	794	819	869	918	968	1,018	1,067	417	574	744	914	1,084	1,237
GAACLPD-CUSH2436	814	837	868	898	929	960	1,023	1,084	1,147	1,210	1,271	458	654	867	1,079	1,292	1,483
GAACLPD-CUSH2130T	702	720	745	769	794	819	869	918	968	1,018	1,067	417	574	744	914	1,084	1,237
GAACLPD-CUSH2136T	814	837	868	898	929	960	1,023	1,084	1,147	1,210	1,271	458	654	867	1,079	1,292	1,483
GAATKW30	875	893	918	942	967	992	1,042	1,091	1,141	1,191	1,240						
GAATKW36	983	1,006	1,037	1,067	1,098	1,129	1,192	1,253	1,316	1,379	1,440						
GAATKW60	1,325	1,361	1,411	1,459	1,509	1,559	1,659	1,757	1,857	1,957	2,055						
GAATKW66	1,337	1,373	1,423	1,471	1,521	1,571	1,671	1,769	1,869	1,969	2,067						
GAATKW72	1,447	1,488	1,544	1,598	1,654	1,710	1,823	1,933	2,046	2,159	2,269						
GAATKW78	1,554	1,599	1,662	1,722	1,785	1,848	1,973	2,096	2,221	2,346	2,469						
GAATKW84	1,573	1,618	1,681	1,741	1,804	1,867	1,992	2,115	2,240	2,365	2,488						
GAATKW90	1,688	1,738	1,807	1,873	1,942	2,011	2,149	2,284	2,422	2,560	2,695						
GAATKW96	1,801	1,855	1,930	2,002	2,077	2,152	2,302	2,449	2,599	2,749	2,896						
GAATKW102	2,189	2,248	2,329	2,407	2,488	2,569	2,732	2,891	3,054	3,217	3,376						
GAATKW108	2,315	2,378	2,466	2,550	2,638	2,726	2,901	3,073	3,248	3,423	3,595						
GAATKW120	2,571	2,639	2,733	2,823	2,917	3,011	3,199	3,383	3,571	3,759	3,943						
GAATKW1H30	993	1,011	1,036	1,060	1,085	1,110	1,160	1,209	1,259	1,309	1,358						
GAATKW1H36	1,088	1,111	1,142	1,172	1,203	1,234	1,297	1,358	1,421	1,484	1,545						
GAATKW1H42	1,202	1,229	1,267	1,303	1,341	1,379	1,454	1,528	1,603	1,678	1,752						
GAATKW1H48	1,222	1,249	1,287	1,323	1,361	1,399	1,474	1,548	1,623	1,698	1,772						
GAATKW2H30	1,005	1,023	1,048	1,072	1,097	1,122	1,172	1,221	1,271	1,321	1,370						
GAATKW2H36	1,115	1,138	1,169	1,199	1,230	1,261	1,324	1,385	1,448	1,511	1,572						
GAATKW2H42	1,222	1,249	1,287	1,323	1,361	1,399	1,474	1,548	1,623	1,698	1,772						
GAATKW2H48	1,241	1,268	1,306	1,342	1,380	1,418	1,493	1,567	1,642	1,717	1,791						
GAATLKW30	900	918	943	967	992	1,017	1,067	1,116	1,166	1,216	1,265						
GAATLKW36	1,076	1,099	1,130	1,160	1,191	1,222	1,285	1,346	1,409	1,472	1,533						
GAATLKW60	1,337	1,373	1,423	1,471	1,521	1,571	1,671	1,769	1,869	1,969	2,067						
GAATLKW66	1,364	1,400	1,450	1,498	1,548	1,598	1,698	1,796	1,896	1,996	2,094						
GAATLKW72	1,467	1,508	1,564	1,618	1,674	1,730	1,843	1,953	2,066	2,179	2,289						
GAATLKW78	1,573	1,618	1,681	1,741	1,804	1,867	1,992	2,115	2,240	2,365	2,488						
GAATLKW84	1,606	1,651	1,714	1,774	1,837	1,900	2,025	2,148	2,273	2,398	2,521						
GAATLKW90	1,721	1,771	1,840	1,906	1,975	2,044	2,182	2,317	2,455	2,593	2,728						
GAATLKW96	2,106	2,160	2,235	2,307	2,382	2,457	2,607	2,754	2,904	3,054	3,201						
GAATLKW102	2,228	2,287	2,368	2,446	2,527	2,608	2,771	2,930	3,093	3,256	3,415						
GAATLKW108	2,373	2,436	2,524	2,608	2,696	2,784	2,959	3,131	3,306	3,481	3,653						
GAATLKW120	2,595	2,663	2,757	2,847	2,941	3,035	3,223	3,407	3,595	3,783	3,967						

FABRIC GRADE PRICING

model number	com / 1	2	3	4	5	6	7	8	9	10	11	12	13	14	15	16
GAATLKW1H30	673	688	704	720	741	762	780	801	821	842	863	883	909	929	954	980
GAATLKW1H36	700	719	739	759	785	811	834	860	885	911	937	962	995	1,020	1,051	1,084
GAATLKW1H42	720	743	767	791	823	855	882	914	944	976	1,008	1,038	1,077	1,107	1,145	1,184
GAATLKW1H48	739	762	786	810	842	874	901	933	963	995	1,027	1,057	1,096	1,126	1,164	1,203
GAATLKW2H30	700	715	731	747	768	789	807	828	848	869	890	910	936	956	981	1,007
GAATLKW2H36	720	739	759	779	805	831	854	880	905	931	957	982	1,015	1,040	1,071	1,104
GAATLKW2H42	739	762	786	810	842	874	901	933	963	995	1,027	1,057	1,096	1,126	1,164	1,203
GAATLKW2H48	772	795	819	843	875	907	934	966	996	1,028	1,060	1,090	1,129	1,159	1,197	1,236

FABRIC GRADE PRICING

model number	17	18	19	20	21	22	23	24	25	26	27	col	L1	L2	L3	L4	L5
GAATLKW1H30	1,005	1,023	1,048	1,072	1,097	1,122	1,172	1,221	1,271	1,321	1,370						
GAATLKW1H36	1,115	1,138	1,169	1,199	1,230	1,261	1,324	1,385	1,448	1,511	1,572						
GAATLKW1H42	1,222	1,249	1,287	1,323	1,361	1,399	1,474	1,548	1,623	1,698	1,772						
GAATLKW1H48	1,241	1,268	1,306	1,342	1,380	1,418	1,493	1,567	1,642	1,717	1,791						
GAATLKW2H30	1,032	1,050	1,075	1,099	1,124	1,149	1,199	1,248	1,298	1,348	1,397						
GAATLKW2H36	1,135	1,158	1,189	1,219	1,250	1,281	1,344	1,405	1,468	1,531	1,592						
GAATLKW2H42	1,241	1,268	1,306	1,342	1,380	1,418	1,493	1,567	1,642	1,717	1,791						
GAATLKW2H48	1,274	1,301	1,339	1,375	1,413	1,451	1,526	1,600	1,675	1,750	1,824						

WEIGHTS + CUBES

model number	weight	cubes	#locks	page
ACCD19	18 lbs.	1.2	–	185
ACCD26	20 lbs.	1.2	–	185
ACFLR15-AA	1 lbs.	0.1	–	187
ACFLR18-AA	1 lbs.	0.2	–	187
ACFLR30-AA	1 lbs.	0.2	–	187
ACFLR36-AA	1 lbs.	0.3	–	187
ACLED24-R	1 lbs.	0.2	–	178
ACLED54-R	4 lbs.	0.4	–	178
ACLED72-R	5 lbs.	0.6	–	178
ACPWRT	1 lbs.	0.1	–	186
ACTRASH	1 lbs.	1.4	–	188
ACWCB15	6 lbs.	0.7	–	124
ACWCB20	8 lbs.	0.8	–	124
ACWM	1 lbs.	0.6	–	182
BSHAT2142	53 lbs.	5.4	–	132
BSHAT2148	55 lbs.	6.3	–	132
BSHAT2154	57 lbs.	7.1	–	132
BSHAT2160	59 lbs.	7.9	–	132
BSHAT2166	61 lbs.	8.8	–	132
BSHAT2172	63 lbs.	9.6	–	132
BSHAT2748	59 lbs.	7.8	–	132
BSHAT2754	61 lbs.	8.9	–	132
BSHAT2760	63 lbs.	9.9	–	132
BSHAT2766	65 lbs.	10.9	–	132
BSHAT2772	67 lbs.	12	–	132
BSMDISC18-LD	31 lbs.	7.8	–	177
BSMDISC24-LD	45 lbs.	12.9	–	177
BSXBASE32	50 lbs.	21.9	–	176
BSXBASE40	60 lbs.	33.1	–	176
GAA-ACFILE	4 lbs.	0.3	–	179
GAA-ACPLUG	1 lbs.	0.1	–	179
GAA-ACSHELF	2 lbs.	0.3	–	179
GAAASF8102-W	31 lbs.	2.7	–	174
GAAASF8108-W	32 lbs.	2.8	–	174
GAAASF8120-W	35 lbs.	3.1	–	174
GAAASF8144-W	40 lbs.	3.7	–	174
GAAASF830-W	16 lbs.	0.8	–	174
GAAASF836-W	17 lbs.	1	–	174
GAAASF842-W	19 lbs.	1.1	–	174
GAAASF848-W	20 lbs.	1.3	–	174
GAAASF860-W	22 lbs.	1.6	–	174
GAAASF866-W	24 lbs.	1.8	–	174
GAAASF872-W	25 lbs.	1.9	–	174

model number	weight	cubes	#locks	page
GAAASF878-W	26 lbs.	2.1	–	174
GAAASF884-W	27 lbs.	2.2	–	174
GAAASF890-W	29 lbs.	2.4	–	174
GAAASF896-W	30 lbs.	2.5	–	174
GAABKN2H1830-W	126 lbs.	12.3	–	140
GAABKN2H1836-W	144 lbs.	14.6	–	140
GAABKN3H1830-W	141 lbs.	17.6	–	140
GAABKN3H1836-W	159 lbs.	20.8	–	140
GAABKN4H1830-W	178 lbs.	22.9	–	140
GAABKN4H1836-W	201 lbs.	27.1	–	140
GAABKN5H1830-W	223 lbs.	30	–	140
GAABKN5H1836-W	251 lbs.	35.4	–	140
GAABKN6H1830-W	251 lbs.	33.2	–	140
GAABKN6H1836-W	283 lbs.	39.2	–	140
GAABLRG2466-W	83 lbs.	35	–	88
GAABLRG2472-W	90 lbs.	38	–	88
GAABLRG2478-W	97 lbs.	41.1	–	88
GAABRG2442A-WW	54 lbs.	22.8	–	88
GAABRG2442TA-WW	49 lbs.	20.5	–	89
GAABRG2442T-WW	49 lbs.	20.5	–	89
GAABRG2442-WW	54 lbs.	22.8	–	88
GAABRG2448A-WW	60 lbs.	25.8	–	88
GAABRG2448TA-WW	55 lbs.	23.2	–	89
GAABRG2448T-WW	55 lbs.	23.2	–	89
GAABRG2448-WW	60 lbs.	25.8	–	88
GAABRG2454A-WW	69 lbs.	28.9	–	88
GAABRG2454TA-WW	61 lbs.	25.9	–	89
GAABRG2454T-WW	61 lbs.	25.9	–	89
GAABRG2454-WW	69 lbs.	28.9	–	88
GAACFS24108T-444WW	584 lbs.	55.4	3	126
GAACFS24108T-454WW	580 lbs.	55.4	2	126
GAACFS24108T-555WW	572 lbs.	55.4	–	126
GAACFS2460T-44WW	335 lbs.	31.4	2	125
GAACFS2460T-55WW	326 lbs.	31.4	–	125
GAACFS2472T-44WW	388 lbs.	37.4	2	125
GAACFS2472T-55WW	380 lbs.	37.4	–	125
GAACFS2490T-444WW	510 lbs.	46.4	3	126
GAACFS2490T-454WW	504 lbs.	46.4	2	126
GAACFS2490T-555WW	492 lbs.	46.4	–	126
GAACLC5H1818L-WW	174 lbs.	19.9	1	142
GAACLC5H1818R-WW	174 lbs.	19.9	1	142
GAACLC5H2418L-WW	217 lbs.	26.7	1	144
GAACLC5H2418R-WW	217 lbs.	26.7	1	144

WEIGHTS + CUBES

model number	weight	cubes	#locks	page
GAACLC6H1818L-WW	207 lbs.	22	1	143
GAACLC6H1818R-WW	197 lbs.	22	1	143
GAACLC6H2418L-WW	248 lbs.	29.6	1	145
GAACLC6H2418R-WW	248 lbs.	29.6	1	145
GAACLD5H1818L-WW	220 lbs.	19.9	1	142
GAACLD5H1818R-WW	220 lbs.	19.9	1	142
GAACLD5H1824L-WW	254 lbs.	25.6	1	142
GAACLD5H1824R-WW	254 lbs.	25.6	1	142
GAACLD5H1830-WW	299 lbs.	31.3	1	142
GAACLD5H2418L-WW	294 lbs.	26.7	1	144
GAACLD5H2418R-WW	294 lbs.	26.7	1	144
GAACLD5H2424L-WW	335 lbs.	34.4	1	144
GAACLD5H2424R-WW	335 lbs.	34.4	1	144
GAACLD5H2430-WW	375 lbs.	42	1	144
GAACLD6H1818L-WW	256 lbs.	22	1	143
GAACLD6H1818R-WW	256 lbs.	22	1	143
GAACLD6H1824L-WW	296 lbs.	28.3	1	143
GAACLD6H1824R-WW	296 lbs.	28.3	1	143
GAACLD6H2418L-WW	330 lbs.	29.6	1	145
GAACLD6H2418R-WW	330 lbs.	29.6	1	145
GAACLD6H2424L-WW	378 lbs.	38.1	1	145
GAACLD6H2424R-WW	379 lbs.	38.1	1	145
GAACLFS24108T-B5SHW	485 lbs.	41.5	1	127
GAACLFS24108T-BBSHW	539 lbs.	41.5	2	127
GAACLFS24108T-SH5BW	485 lbs.	41.5	1	127
GAACLFS24108T-SHBBW	539 lbs.	41.5	2	127
GAACLFS24120T-5SH5W	481 lbs.	46	–	128
GAACLFS24120T-B55SHW	542 lbs.	46	1	128
GAACLFS24120T-BSHBW	579 lbs.	46	2	128
GAACLFS24120T-SH55BW	542 lbs.	46	1	128
GAACLFS2490T-B5SHW	398 lbs.	34.8	1	127
GAACLFS2490T-BBSHW	448 lbs.	34.8	2	127
GAACLFS2490T-SH5BW	422 lbs.	34.8	1	127
GAACLFS2490T-SHBBW	471 lbs.	34.8	2	127
GAACLPD-CUSH2130T	10 lbs.	2.1	–	130
GAACLPD-CUSH2136T	10 lbs.	2.4	–	130
GAACLPD-CUSH2430	9 lbs.	2.3	–	130
GAACLPD-CUSH2436	9 lbs.	2.7	–	130
GAACLS5H1818L-WW	197 lbs.	19.9	1	142
GAACLS5H1818R-WW	197 lbs.	19.9	1	142
GAACLS5H1830-WW	285 lbs.	31.3	1	142
GAACLS5H2418L-WW	251 lbs.	26.7	1	144
GAACLS5H2418R-WW	251 lbs.	26.7	1	144

model number	weight	cubes	#locks	page
GAACLS5H2430-WW	346 lbs.	42	1	144
GAACLS6H1818L-WW	230 lbs.	22	1	143
GAACLS6H1818R-WW	220 lbs.	22	1	143
GAACLS6H2418L-WW	282 lbs.	29.6	1	145
GAACLS6H2418R-WW	282 lbs.	29.6	1	145
GAACORNER	8 lbs.	1.7	–	183
GAACWR24102TL-W	122 lbs.	7.4	–	91
GAACWR24102TR-W	122 lbs.	7.4	–	91
GAACWR24102T-W	112 lbs.	6.6	–	90
GAACWR24102-W	125 lbs.	7.4	–	90
GAACWR24108TL-W	129 lbs.	7.8	–	91
GAACWR24108TR-W	129 lbs.	7.8	–	91
GAACWR24108T-W	118 lbs.	7	–	90
GAACWR24108-W	132 lbs.	7.8	–	90
GAACWR24114TL-W	136 lbs.	8.2	–	91
GAACWR24114TR-W	136 lbs.	8.2	–	91
GAACWR24114T-W	125 lbs.	7.4	–	90
GAACWR24114-W	139 lbs.	8.2	–	90
GAACWR24120TL-W	143 lbs.	8.6	–	91
GAACWR24120TR-W	143 lbs.	8.6	–	91
GAACWR24120T-W	131 lbs.	7.8	–	90
GAACWR24120-W	146 lbs.	8.6	–	90
GAACWR2460TL-W	72 lbs.	4.4	–	91
GAACWR2460TR-W	73 lbs.	4.4	–	91
GAACWR2460T-W	68 lbs.	4	–	90
GAACWR2460-W	76 lbs.	4.4	–	90
GAACWR2466TL-W	80 lbs.	4.9	–	91
GAACWR2466TR-W	80 lbs.	4.9	–	91
GAACWR2466T-W	74 lbs.	4.4	–	90
GAACWR2466-W	83 lbs.	4.9	–	90
GAACWR2472TL-W	87 lbs.	5.3	–	91
GAACWR2472TR-W	87 lbs.	5.3	–	91
GAACWR2472T-W	81 lbs.	4.7	–	90
GAACWR2472-W	90 lbs.	5.3	–	90
GAACWR2478TL-W	94 lbs.	5.7	–	91
GAACWR2478TR-W	94 lbs.	5.7	–	91
GAACWR2478T-W	87 lbs.	5.1	–	90
GAACWR2478-W	97 lbs.	5.7	–	90
GAACWR2484TL-W	101 lbs.	6.1	–	91
GAACWR2484TR-W	101 lbs.	6.1	–	91
GAACWR2484T-W	93 lbs.	5.5	–	90
GAACWR2484-W	104 lbs.	6.1	–	90
GAACWR2490TL-W	108 lbs.	6.5	–	91

WEIGHTS + CUBES

model number	weight	cubes	#locks	page
GAACWR2490TR-W	108 lbs.	6.5	–	91
GAACWR2490T-W	99 lbs.	5.9	–	90
GAACWR2490-W	111 lbs.	6.5	–	90
GAACWR2496TL-W	115 lbs.	7	–	91
GAACWR2496TR-W	115 lbs.	7	–	91
GAACWR2496T-W	107 lbs.	6.3	–	90
GAACWR2496-W	118 lbs.	7	–	90
GAADMHA48-W	8 lbs.	1.3	–	135
GAADMHA54-W	9 lbs.	1.4	–	135
GAADMHA60-W	11 lbs.	1.6	–	135
GAADMHA66-W	12 lbs.	1.8	–	135
GAADMHA72-W	13 lbs.	1.9	–	135
GAADRO3072L-3WW	251 lbs.	46.5	1	72
GAADRO3072R-3WW	251 lbs.	46.5	1	73
GAADRO3072TL-3WW	247 lbs.	46.5	1	72
GAADRO3072TR-3WW	247 lbs.	46.5	1	73
GAADRO3672-32WW	355 lbs.	54.9	2	71
GAADRO3672L-3WW	276 lbs.	54.9	1	72
GAADRO3672R-3WW	276 lbs.	54.9	1	73
GAADRO3672TL-3WW	267 lbs.	54.9	1	72
GAADRO3672TR-3WW	267 lbs.	54.9	1	73
GAADRO3678-32WW	380 lbs.	59.3	2	71
GAADRO3678L-3WW	286 lbs.	59.3	1	72
GAADRO3678R-3WW	286 lbs.	59.3	1	73
GAADRO3678TL-3WW	276 lbs.	59.3	1	72
GAADRO3678TR-3WW	276 lbs.	59.3	1	73
GAADRO3684-32WW	405 lbs.	63.7	2	71
GAADRO3684L-3WW	306 lbs.	63.7	1	72
GAADRO3684R-3WW	306 lbs.	63.7	1	73
GAADRO3684TL-3WW	301 lbs.	63.7	1	72
GAADRO3684TR-3WW	301 lbs.	63.7	1	73
GAADSKPAD	10 lbs.	2.3	–	183
GAADTRA3672L-WW	500 lbs.	54.9	–	68
GAADTRA3672R-WW	500 lbs.	54.9	–	69
GAADTRA3678L-WW	525 lbs.	59.3	–	68
GAADTRA3678R-WW	525 lbs.	59.3	–	69
GAADTRA3684L-WW	550 lbs.	63.7	–	68
GAADTRA3684R-WW	550 lbs.	63.7	–	69
GAADTRL3072-G	101 lbs.	46.5	–	65
GAADTRL3072-S	75 lbs.	46.5	–	65
GAADTRL3072-W	111 lbs.	46.5	–	64
GAADTRL3672-G	125 lbs.	54.9	–	65
GAADTRL3672-S	85 lbs.	54.9	–	65
GAADTRL3672-W	131 lbs.	54.9	–	64

model number	weight	cubes	#locks	page
GAADTRL3678-G	135 lbs.	59.3	–	65
GAADTRL3678-S	95 lbs.	59.3	–	65
GAADTRL3678-W	142 lbs.	59.3	–	64
GAADTRL3684-G	145 lbs.	63.7	–	65
GAADTRL3684-S	105 lbs.	63.7	–	65
GAADTRL3684-W	152 lbs.	63.7	–	64
GAADTRM3672L-3WW	350 lbs.	54.9	1	66
GAADTRM3672R-3WW	350 lbs.	54.9	1	67
GAADTRM3678L-3WW	375 lbs.	59.3	1	66
GAADTRM3678R-3WW	375 lbs.	59.3	1	67
GAADTRM3684L-3WW	400 lbs.	63.7	1	66
GAADTRM3684R-3WW	400 lbs.	63.7	1	67
GAADTRR3672-WW	239 lbs.	54.9	–	70
GAADTRR3678-WW	264 lbs.	59.3	–	70
GAADTRR3684-WW	289 lbs.	63.7	–	70
GAADWRA2442-W	39 lbs.	3.2	–	133
GAADWRA2448-W	45 lbs.	3.6	–	133
GAADWRA2454-W	51 lbs	4	–	133
GAADWRA2460-W	56 lbs.	4.4	–	133
GAADWRA2466-W	62 lbs.	4.9	–	133
GAADWRA2472-W	67 lbs.	5.3	–	133
GAADWRA3048-W	56 lbs.	4.4	–	134
GAADWRA3054-W	63 lbs.	4.9	–	134
GAADWRA3060-W	70 lbs.	5.4	–	134
GAADWRA3066-W	77 lbs.	5.9	–	134
GAADWRA3072-W	84 lbs.	6.4	–	134
GAADWRA3648-W	67 lbs.	5.2	–	134
GAADWRA3654-W	76 lbs.	5.8	–	134
GAADWRA3660-W	84 lbs.	6.4	–	134
GAADWRA3666-W	93 lbs.	7	–	134
GAADWRA3672-W	101 lbs.	7.6	–	134
GAAHDC2H2430-WW	169 lbs.	17.3	–	141
GAAHDC2H2436-WW	195 lbs.	20.4	–	141
GAAHDCLH2430-WW	132 lbs.	13.1	–	141
GAAHDCLH2436-WW	152 lbs.	15.5	–	141
GAALFS2H2430T-WW	177 lbs.	17.3	1	138
GAALFS2H2430-WW	188 lbs.	17.3	1	138
GAALFS2H2436T-WW	196 lbs.	20.4	1	138
GAALFS2H2436-WW	212 lbs.	20.4	1	138
GAALFS3H2430-WW	259 lbs.	24.7	1	139
GAALFS3H2436-WW	297 lbs.	29.2	1	139
GAALFS4H2430-WW	325 lbs.	32.2	1	139
GAALFS4H2436-WW	364 lbs.	38	1	139
GAALFS5H2430-WW	410 lbs.	42	1	139

WEIGHTS + CUBES

model number	weight	cubes	#locks	page
GAALFS5H2436-WW	461 lbs.	49.7	1	139
GAALFS6H2430-WW	454 lbs.	46.5	1	139
GAALFS6H2436-WW	512 lbs.	55	1	139
GAALFSLH2430-WW	162 lbs.	13.1	1	138
GAALFSLH2436-WW	172 lbs.	15.5	1	138
GAAMCA24-W	30 lbs.	4	–	120
GAAMCA27-W	32 lbs.	4.4	–	120
GAAMCA30-W	34 lbs.	4.9	–	120
GAAMCA33-W	35 lbs.	5.3	–	120
GAAMCA36-W	37 lbs.	5.8	–	120
GAAMCA39-W	39 lbs.	6.2	–	120
GAAMCA42-W	41 lbs.	6.7	–	120
GAAMCA45-W	43 lbs.	7.1	–	120
GAAMCA48-W	45 lbs.	7.6	–	120
GAAMCA51-W	46 lbs.	8	–	120
GAAMCA54-W	48 lbs.	8.5	–	120
GAAMCA57-W	53 lbs.	8.9	–	120
GAAMCA60-W	54 lbs.	9.3	–	120
GAAMCA63-W	56 lbs.	9.8	–	120
GAAMCA66-W	58 lbs.	10.2	–	120
GAAMCA69-W	60 lbs.	10.7	–	120
GAAMCA72-W	62 lbs.	11.1	–	120
GAAMCF102-W	64 lbs.	6.9	–	118
GAAMCF108-W	67 lbs.	7.4	–	118
GAAMCF114-W	70 lbs.	7.8	–	118
GAAMCF120-W	73 lbs.	8.2	–	118
GAAMCF60-W	41 lbs.	4.1	–	118
GAAMCF66-W	45 lbs.	4.5	–	118
GAAMCF72-W	48 lbs.	4.9	–	118
GAAMCF78-W	51 lbs.	5.3	–	118
GAAMCF84-W	54 lbs.	5.7	–	118
GAAMCF90-W	58 lbs.	6.1	–	118
GAAMCF96-W	61 lbs.	6.5	–	118
GAAMLCF102-W	49 lbs.	5.2	–	119
GAAMLCF108-W	51 lbs.	5.5	–	119
GAAMLCF114-W	53 lbs.	5.8	–	119
GAAMLCF120-W	57 lbs.	6.1	–	119
GAAMLCF60-W	33 lbs.	3.1	–	119
GAAMLCF66-W	35 lbs.	3.4	–	119
GAAMLCF72-W	37 lbs.	3.7	–	119
GAAMLCF78-W	40 lbs.	4	–	119
GAAMLCF84-W	42 lbs.	4.3	–	119
GAAMLCF90-W	44 lbs.	4.6	–	119
GAAMLCF96-W	46 lbs.	4.9	–	119

model number	weight	cubes	#locks	page
GAAMLPW2415L-AWW	75 lbs.	6.7	1	107
GAAMLPW2415L-LW	55 lbs.	6.5	–	106
GAAMLPW2415L-XBW	65 lbs.	6.5	–	106
GAAMLPW2415R-AWW	75 lbs.	6.7	1	113
GAAMLPW2415R-LW	55 lbs.	6.5	–	112
GAAMLPW2415R-XBW	65 lbs.	6.5	–	112
GAAMLPW2418L-AWW	81 lbs.	7.9	1	107
GAAMLPW2418R-AWW	81 lbs.	7.9	1	113
GAAMLPW2430L-5WW	89 lbs.	12.3	–	108
GAAMLPW2430L-BWW	139 lbs.	12.3	1	108
GAAMLPW2430L-PW	120 lbs.	12.3	1	108
GAAMLPW2430L-SHW	77 lbs.	12.3	–	108
GAAMLPW2430L-TW	122 lbs.	12.3	1	108
GAAMLPW2430R-5WW	89 lbs.	12.3	–	114
GAAMLPW2430R-BWW	139 lbs.	12.3	1	114
GAAMLPW2430R-PW	120 lbs.	12.3	1	114
GAAMLPW2430R-SHW	77 lbs.	12.3	–	114
GAAMLPW2430R-TW	122 lbs.	12.3	1	114
GAAMLPW2436L-5W	98 lbs.	14.6	–	109
GAAMLPW2436L-BW	151 lbs.	14.6	1	109
GAAMLPW2436L-PW	130 lbs.	12.3	1	109
GAAMLPW2436L-SHW	87 lbs.	14.6	–	109
GAAMLPW2436L-TW	132 lbs.	12.3	1	109
GAAMLPW2436R-5WW	98 lbs.	14.6	–	115
GAAMLPW2436R-BWW	151 lbs.	14.6	1	115
GAAMLPW2436R-PW	130 lbs.	12.3	1	115
GAAMLPW2436R-SHW	87 lbs.	14.6	–	115
GAAMLPW2436R-TW	132 lbs.	12.3	1	115
GAAMLPW2445L-5AW	157 lbs.	18	1	110
GAAMLPW2445L-BAW	175 lbs.	18	2	110
GAAMLPW2445R-A5W	157 lbs.	18	1	116
GAAMLPW2445R-ABW	175 lbs.	18	2	116
GAAMLPW2454L-5AW	176 lbs.	21.3	1	110
GAAMLPW2454L-BAW	196 lbs.	21.3	2	110
GAAMLPW2454R-A5W	176 lbs.	21.3	1	116
GAAMLPW2454R-ABW	196 lbs.	21.3	2	116
GAAMLPW2460L-55W	173 lbs.	23.6	–	111
GAAMLPW2460L-BBW	209 lbs.	23.6	2	111
GAAMLPW2460R-55W	173 lbs.	23.6	–	117
GAAMLPW2460R-BBW	209 lbs.	23.6	2	117
GAAMLSP12-W	7 lbs.	0.4	–	123
GAAMLSPT12-W	11 lbs.	1.3	–	123
GAAMPD1818-AW	99 lbs.	7.2	1	129
GAAMPD-CUSH1818	6 lbs.	1.2	–	130

WEIGHTS + CUBES

model number	weight	cubes	#locks	page
GAAMPW2415L-2W	90 lbs.	9	1	95
GAAMPW2415L-3W	93 lbs.	9	1	95
GAAMPW2415L-LW	50 lbs.	8.7	–	94
GAAMPW2415L-XBW	71 lbs.	8.7	–	94
GAAMPW2415L-XEW	71 lbs.	8.7	–	94
GAAMPW2415R-2W	90 lbs.	9	1	101
GAAMPW2415R-3W	93 lbs.	9	1	101
GAAMPW2415R-LW	50 lbs.	8.7	–	100
GAAMPW2415R-XBW	71 lbs.	8.7	–	100
GAAMPW2415R-XEW	71 lbs.	8.7	–	100
GAAMPW2418L-2W	97 lbs.	10.5	1	95
GAAMPW2418L-3W	101 lbs.	10.5	1	95
GAAMPW2418R-2W	97 lbs.	10.5	1	101
GAAMPW2418R-3W	101 lbs.	10.5	1	101
GAAMPW2430L-23W	172 lbs.	16.5	2	96
GAAMPW2430L-4W	135 lbs.	16.5	1	96
GAAMPW2430L-5W	121 lbs.	16.5	–	96
GAAMPW2430L-7W	136 lbs.	16.5	1	96
GAAMPW2430L-BW	165 lbs.	16.5	1	96
GAAMPW2430L-PW	130 lbs.	16.5	1	96
GAAMPW2430L-SHW	105 lbs.	16.5	–	96
GAAMPW2430L-TW	132 lbs.	16.5	1	96
GAAMPW2430R-32W	172 lbs.	16.5	2	102
GAAMPW2430R-4W	135 lbs.	16.5	1	102
GAAMPW2430R-5W	121 lbs.	16.5	–	102
GAAMPW2430R-7W	136 lbs.	16.5	1	102
GAAMPW2430R-BW	165 lbs.	16.5	1	102
GAAMPW2430R-PW	130 lbs.	16.5	1	102
GAAMPW2430R-SHW	105 lbs.	16.5	–	102
GAAMPW2430R-TW	132 lbs.	16.5	1	102
GAAMPW2436L-23W	187 lbs.	19.5	2	97
GAAMPW2436L-4W	142 lbs.	19.5	1	97
GAAMPW2436L-5W	138 lbs.	19.5	–	97
GAAMPW2436L-7W	147 lbs.	19.5	1	97
GAAMPW2436L-BW	183 lbs.	19.5	1	97
GAAMPW2436L-PW	140 lbs.	19.5	1	97
GAAMPW2436L-SHW	118 lbs.	19.5	–	97
GAAMPW2436L-TW	142 lbs.	19.5	1	97
GAAMPW2436R-32W	187 lbs.	19.5	2	103
GAAMPW2436R-4W	142 lbs.	19.5	1	103
GAAMPW2436R-5W	138 lbs.	19.5	–	103
GAAMPW2436R-7W	147 lbs.	19.5	1	103
GAAMPW2436R-BW	183 lbs.	19.5	1	103
GAAMPW2436R-PW	140 lbs.	19.5	1	103

model number	weight	cubes	#locks	page
GAAMPW2436R-SHW	118 lbs.	19.5	–	103
GAAMPW2436R-TW	142 lbs.	19.5	1	103
GAAMPW2445L-43W	203 lbs.	24	2	98
GAAMPW2445L-52W	200 lbs.	24	1	98
GAAMPW2445L-72W	216 lbs.	24	2	98
GAAMPW2445R-25W	200 lbs.	24	1	104
GAAMPW2445R-27W	216 lbs.	24	2	104
GAAMPW2445R-34W	203 lbs.	24	2	104
GAAMPW2454L-43W	232 lbs.	28.4	2	98
GAAMPW2454L-52W	224 lbs.	28.4	1	98
GAAMPW2454L-72W	234 lbs.	28.4	2	98
GAAMPW2454R-25W	224 lbs.	28.4	1	104
GAAMPW2454R-27W	234 lbs.	28.4	2	104
GAAMPW2454R-34W	232 lbs.	28.4	2	104
GAAMPW2460L-44W	244 lbs.	31.4	2	99
GAAMPW2460L-55W	231 lbs.	31.4	–	99
GAAMPW2460L-BBW	322 lbs.	31.4	2	99
GAAMPW2460R-44W	244 lbs.	31.4	2	105
GAAMPW2460R-55W	231 lbs.	31.4	–	105
GAAMPW2460R-BBW	322 lbs.	31.4	2	105
GAAMRA21-W	28 lbs.	3.6	–	122
GAAMRA24-W	30 lbs.	4	–	122
GAAMRA27-W	32 lbs.	4.4	–	122
GAAMRA30-W	34 lbs.	4.9	–	122
GAAMRA33-W	36 lbs.	5.3	–	122
GAAMRA36-W	37 lbs.	5.8	–	122
GAAMRA39-W	39 lbs.	6.2	–	122
GAAMRA42-W	41 lbs.	6.7	–	122
GAAMRA45-W	43 lbs.	7.1	–	122
GAAMRA48-W	45 lbs.	7.6	–	122
GAAMRA51-W	47 lbs.	8	–	122
GAAMRA54-W	49 lbs.	8.5	–	122
GAAMRA57-W	51 lbs.	8.9	–	122
GAAMRA60-W	53 lbs.	9.3	–	122
GAAMRF39-W	20 lbs.	2.8	–	121
GAAMRF42-W	22 lbs.	3	–	121
GAAMRF45-W	23 lbs.	3.2	–	121
GAAMRF48-W	25 lbs.	3.4	–	121
GAAMRF51-W	26 lbs.	3.6	–	121
GAAMRF54-W	28 lbs.	3.8	–	121
GAAMRF57-W	30 lbs.	4.0	–	121
GAAMRF60-W	32 lbs.	4.2	–	121
GAAMRF63-W	33 lbs.	4.4	–	121
GAAMRF66-W	35 lbs.	4.6	–	121

WEIGHTS + CUBES

model number	weight	cubes	#locks	page
GAAMRF69-W	36 lbs.	4.8	–	121
GAAMRF72-W	38 lbs.	5	–	121
GAAMSP12-W	7 lbs.	0.6	–	123
GAAMSPT12-W	11 lbs.	1.7	–	123
GAARLRL3072L-W	126 lbs.	46.5	–	82
GAARLRL3072R-W	126 lbs.	46.5	–	83
GAARLRL3078L-W	135 lbs.	50.2	–	82
GAARLRL3078R-W	135 lbs.	50.2	–	83
GAARLRL3678L-W	160 lbs.	59.3	–	82
GAARLRL3678R-W	160 lbs.	59.3	–	83
GAARLRL3684L-W	170 lbs.	63.7	–	82
GAARLRL3684R-W	170 lbs.	63.7	–	83
GAARLRO3072L-3W	231 lbs.	46.5	1	86
GAARLRO3072R-3W	231 lbs.	46.5	1	87
GAARLRO3078L-3W	241 lbs.	50.2	1	86
GAARLRO3078R-3W	241 lbs.	50.2	1	87
GAARLRO3678L-3W	276 lbs.	59.3	1	86
GAARLRO3678R-3W	276 lbs.	59.3	1	87
GAARLRO3684L-3W	287 lbs.	63.7	1	86
GAARLRO3684R-3W	287 lbs.	63.7	1	87
GAARLRR3072L-W	126 lbs.	46.5	–	84
GAARLRR3072R-W	126 lbs.	46.5	–	85
GAARLRR3078L-W	135 lbs.	50.2	–	84
GAARLRR3078R-W	135 lbs.	50.2	–	85
GAARLRR3678L-W	160 lbs.	59.3	–	84
GAARLRR3678R-W	160 lbs.	59.3	–	85
GAARLRR3684L-W	170 lbs.	63.7	–	84
GAARLRR3684R-W	170 lbs.	63.7	–	85
GAARRL3048L-W	76 lbs.	31.6	–	82
GAARRL3048R-W	76 lbs.	31.6	–	83
GAARRL3054L-W	85 lbs.	35.3	–	82
GAARRL3054R-W	85 lbs.	35.3	–	83
GAARRL3654L-W	101 lbs.	41.7	–	82
GAARRL3654R-W	101 lbs.	41.7	–	83
GAARRL3660L-W	110 lbs.	46.1	–	82
GAARRL3660R-W	110 lbs.	46.1	–	83
GAARRO3048L-3W	188 lbs.	31.6	1	86
GAARRO3048R-3W	188 lbs.	31.6	1	87
GAARRO3054L-3W	198 lbs.	35.3	1	86
GAARRO3054R-3W	198 lbs.	35.3	1	87
GAARRO3654L-3W	225 lbs.	41.7	1	86
GAARRO3654R-3W	225 lbs.	41.7	1	87
GAARRO3660L-3W	237 lbs.	46.1	1	86
GAARRO3660R-3W	237 lbs.	46.1	1	87

model number	weight	cubes	#locks	page
GAARRR3048L-W	133 lbs.	31.6	–	84
GAARRR3048R-W	133 lbs.	31.6	–	85
GAARRR3054L-W	143 lbs.	35.3	–	84
GAARRR3054R-W	143 lbs.	35.3	–	85
GAARRR3654L-W	167 lbs.	41.7	–	84
GAARRR3654R-W	167 lbs.	41.7	–	85
GAARRR3660L-W	179 lbs.	46.1	–	84
GAARRR3660R-W	179 lbs.	46.1	–	85
GAARWR2442T-W	49 lbs.	2.8	–	93
GAARWR2442-W	55 lbs.	3.2	–	92
GAARWR2448T-W	56 lbs.	3.2	–	93
GAARWR2448-W	62 lbs.	3.6	–	92
GAARWR2454T-W	62 lbs.	3.6	–	93
GAARWR2454-W	69 lbs.	4	–	92
GAARWR2460T-W	68 lbs.	4	–	93
GAARWR2460-W	76 lbs.	4.4	–	92
GAARWR2466T-W	75 lbs.	4.4	–	93
GAARWR2466-W	83 lbs.	4.9	–	92
GAARWR2472T-W	81 lbs.	4.7	–	93
GAARWR2472-W	90 lbs.	5.3	–	92
GAASBH5H2418L-WW	284 lbs.	26.7	2	146
GAASBH5H2418R-WW	284 lbs.	26.7	2	146
GAASBH5H2430-WW	384 lbs.	42	2	146
GAASBH6H2418L-WW	315 lbs.	29.6	2	146
GAASBH6H2418R-WW	315 lbs.	29.6	2	146
GAASBH6H2430-WW	436 lbs.	46.5	2	146
GAATGW102-GSA	82 lbs.	7.2	–	162
GAATGW102-LXGSA	87 lbs.	7.2	–	166
GAATGW108-GSA	86 lbs.	7.6	–	162
GAATGW108-LXGSA	91 lbs.	7.6	–	166
GAATGW1H30-GSA	43 lbs.	3.7	–	163
GAATGW1H30-XGSA	48 lbs.	3.7	–	167
GAATGW1H36-GSA	50 lbs.	4.3	–	163
GAATGW1H36-XGSA	55 lbs.	4.3	–	167
GAATGW1H42-GSA	58 lbs.	5	–	163
GAATGW1H42-XGSA	63 lbs.	5	–	167
GAATGW1H48-GSA	66 lbs.	5.6	–	163
GAATGW1H48-XGSA	71 lbs.	5.6	–	167
GAATGW2H30-GSA	50 lbs.	4.3	–	163
GAATGW2H30-XGSA	55 lbs.	4.3	–	167
GAATGW2H36-GSA	59 lbs.	5	–	163
GAATGW2H36-XGSA	64 lbs.	5	–	167
GAATGW2H42-GSA	67 lbs.	5.8	–	163
GAATGW2H42-XGSA	72 lbs.	5.8	–	167

WEIGHTS + CUBES

model number	weight	cubes	#locks	page
GAATGW2H48-GSA	76 lbs.	6.6	–	163
GAATGW2H48-XGSA	81 lbs.	6.6	–	167
GAATGW30-GSA	28 lbs.	2.3	–	162
GAATGW30-LXGSA	33 lbs.	2.3	–	166
GAATGW36-GSA	32 lbs.	2.7	–	162
GAATGW36-LXGSA	37 lbs.	2.7	–	166
GAATGW60-GSA	50 lbs.	4.3	–	162
GAATGW60-LXGSA	55 lbs.	4.3	–	166
GAATGW66-GSA	55 lbs.	4.7	–	162
GAATGW66-LXGSA	60 lbs.	4.7	–	166
GAATGW72-GSA	59 lbs.	5.1	–	162
GAATGW72-LXGSA	64 lbs.	5.1	–	166
GAATGW78-GSA	64 lbs.	5.5	–	162
GAATGW78-LXGSA	69 lbs.	5.5	–	166
GAATGW84-GSA	68 lbs.	5.9	–	162
GAATGW84-LXGSA	73 lbs.	5.9	–	166
GAATGW90-GSA	73 lbs.	6.4	–	162
GAATGW90-LXGSA	78 lbs.	6.4	–	166
GAATGW96-GSA	77 lbs.	6.8	–	162
GAATGW96-LXGSA	82 lbs.	6.8	–	166
GAATKW102	37 lbs.	7.4	–	158
GAATKW108	39 lbs.	7.8	–	158
GAATKW120	42 lbs.	8.7	–	158
GAATKW1H30	24 lbs.	3.8	–	159
GAATKW1H36	27 lbs.	4.5	–	159
GAATKW1H42	29 lbs.	5.1	–	159
GAATKW1H48	32 lbs.	5.8	–	159
GAATKW2H30	26 lbs.	4.4	–	159
GAATKW2H36	29 lbs.	5.2	–	159
GAATKW2H42	33 lbs.	6	–	159
GAATKW2H48	36 lbs.	6.8	–	159
GAATKW30	18 lbs.	2.3	–	158
GAATKW36	20 lbs.	2.8	–	158
GAATKW60	26 lbs.	4.5	–	158
GAATKW66	28 lbs.	4.9	–	158
GAATKW72	29 lbs.	5.3	–	158
GAATKW78	31 lbs.	5.7	–	158
GAATKW84	33 lbs.	6.1	–	158
GAATKW90	34 lbs.	6.6	–	158
GAATKW96	36 lbs.	7	–	158
GAATLGW102-GSA	102 lbs.	8.9	–	164
GAATLGW108-GSA	108 lbs.	9.5	–	164
GAATLGW1H30-GSA	49 lbs.	4.2	–	165
GAATLGW1H36-GSA	58 lbs.	5	–	165

model number	weight	cubes	#locks	page
GAATLGW1H42-GSA	67 lbs.	5.7	–	165
GAATLGW1H48-GSA	75 lbs.	6.5	–	165
GAATLGW2H30-GSA	56 lbs.	4.8	–	165
GAATLGW2H36-GSA	66 lbs.	5.7	–	165
GAATLGW2H42-GSA	76 lbs.	6.6	–	165
GAATLGW2H48-GSA	86 lbs.	7.4	–	165
GAATLGW30-GSA	34 lbs.	2.8	–	164
GAATLGW36-GSA	39 lbs.	3.3	–	164
GAATLGW60-GSA	62 lbs.	5.4	–	164
GAATLGW66-GSA	68 lbs.	5.9	–	164
GAATLGW72-GSA	74 lbs.	6.4	–	164
GAATLGW78-GSA	79 lbs.	6.9	–	164
GAATLGW84-GSA	85 lbs.	7.4	–	164
GAATLGW90-GSA	91 lbs.	7.9	–	164
GAATLGW96-GSA	97 lbs.	8.4	–	164
GAATLKW102	45 lbs.	9.2	–	160
GAATLKW108	47 lbs.	9.8	–	160
GAATLKW120	52 lbs.	10.8	–	160
GAATLKW1H30	26 lbs.	4.3	–	161
GAATLKW1H36	29 lbs.	5.1	–	161
GAATLKW1H42	33 lbs.	5.9	–	161
GAATLKW1H48	36 lbs.	6.7	–	161
GAATLKW2H30	28 lbs.	5	–	161
GAATLKW2H36	32 lbs.	5.9	–	161
GAATLKW2H42	36 lbs.	6.8	–	161
GAATLKW2H48	40 lbs.	7.7	–	161
GAATLKW30	20 lbs.	2.9	–	160
GAATLKW36	22 lbs.	3.4	–	160
GAATLKW60	31 lbs.	5.5	–	160
GAATLKW66	33 lbs.	6.1	–	160
GAATLKW72	35 lbs.	6.6	–	160
GAATLKW78	37 lbs.	7.1	–	160
GAATLKW84	39 lbs.	7.7	–	160
GAATLKW90	41 lbs.	8.2	–	160
GAATLKW96	43 lbs.	8.7	–	160
GAATLWD102	159 lbs.	9.2	–	170
GAATLWD108	168 lbs.	9.8	–	170
GAATLWD120	186 lbs.	10.8	–	170
GAATLWD1H30	78 lbs.	4.3	–	171
GAATLWD1H36	91 lbs.	5.1	–	171
GAATLWD1H42	105 lbs.	5.9	–	171
GAATLWD1H48	118 lbs.	6.7	–	171
GAATLWD2H30	88 lbs.	5	–	171
GAATLWD2H36	103 lbs.	5.9	–	171

WEIGHTS + CUBES

model number	weight	cubes	#locks	page
GAATLWD2H42	119 lbs.	6.8	–	171
GAATLWD2H48	135 lbs.	7.7	–	171
GAATLWD30	54 lbs.	2.9	–	170
GAATLWD36	63 lbs.	3.4	–	170
GAATLWD60	98 lbs.	5.5	–	170
GAATLWD66	107 lbs.	6.1	–	170
GAATLWD72	115 lbs.	6.6	–	170
GAATLWD78	124 lbs.	7.1	–	170
GAATLWD84	133 lbs.	7.7	–	170
GAATLWD90	142 lbs.	8.2	–	170
GAATLWD96	151 lbs.	8.7	–	170
GAATOP1818-W	20 lbs.	1	–	189
GAATRAYBOX15	3 lbs.	0.9	–	184
GAATRAYBOX18	4 lbs.	1	–	184
GAATRAYBOX30	7 lbs.	1.7	–	184
GAATRAYBOX36	8 lbs.	2.1	–	184
GAATRAYLTR15	3 lbs.	1	–	184
GAATRAYLTR18	4 lbs.	1.1	–	184
GAATRD42-W	79 lbs.	5.3	–	175
GAATRD48-W	100 lbs.	6.8	–	175
GAATRD54-W	124 lbs.	8.5	–	175
GAATRD60-W	150 lbs.	10.3	–	175
GAATROUGH102	9 lbs.	2.1	–	131
GAATROUGH108	10 lbs.	2.2	–	131
GAATROUGH114	10 lbs.	2.4	–	131
GAATROUGH120	11 lbs.	2.5	–	131
GAATROUGH30	3 lbs.	0.6	–	131
GAATROUGH36	3 lbs.	0.7	–	131
GAATROUGH42	4 lbs.	0.9	–	131
GAATROUGH48	4 lbs.	1	–	131
GAATROUGH54	5 lbs.	1.1	–	131
GAATROUGH60	5 lbs.	1.2	–	131
GAATROUGH66	6 lbs.	1.4	–	131
GAATROUGH72	6 lbs.	1.5	–	131
GAATROUGH78	7 lbs.	1.6	–	131
GAATROUGH84	7 lbs.	1.7	–	131
GAATROUGH90	8 lbs.	1.9	–	131
GAATROUGH96	9 lbs.	2	–	131
GAATWD102	127 lbs.	7.4	–	168
GAATWD102-LX	127 lbs.	7.4	–	172
GAATWD108	134 lbs.	7.8	–	168
GAATWD108-LX	134 lbs.	7.8	–	172
GAATWD120	148 lbs.	8.7	–	168
GAATWD120-LX	148 lbs.	8.7	–	172

model number	weight	cubes	#locks	page
GAATWD1H30	68 lbs.	3.8	–	169
GAATWD1H30-X	68 lbs.	3.8	–	173
GAATWD1H36	80 lbs.	4.5	–	169
GAATWD1H36-X	80 lbs.	4.5	–	173
GAATWD1H42	91 lbs.	5.1	–	169
GAATWD1H42-X	91 lbs.	5.1	–	173
GAATWD1H48	103 lbs.	5.8	–	169
GAATWD1H48-X	103 lbs.	5.8	–	173
GAATWD2H30	78 lbs.	4.4	–	169
GAATWD2H30-X	78 lbs.	4.4	–	173
GAATWD2H36	92 lbs.	5.2	–	169
GAATWD2H36-X	92 lbs.	5.2	–	173
GAATWD2H42	106 lbs.	6	–	169
GAATWD2H42-X	106 lbs.	6	–	173
GAATWD2H48	120 lbs.	6.8	–	169
GAATWD2H48-X	120 lbs.	6.8	–	173
GAATWD30	45 lbs.	2.3	–	168
GAATWD30-LX	45 lbs.	2.3	–	172
GAATWD36	51 lbs.	2.8	–	168
GAATWD36-LX	51 lbs.	2.8	–	172
GAATWD60	79 lbs.	4.5	–	168
GAATWD60-LX	79 lbs.	4.5	–	172
GAATWD66	86 lbs.	4.9	–	168
GAATWD66-LX	86 lbs.	4.9	–	172
GAATWD72	93 lbs.	5.3	–	168
GAATWD72-LX	93 lbs.	5.3	–	172
GAATWD78	100 lbs.	5.7	–	168
GAATWD78-LX	100 lbs.	5.7	–	172
GAATWD84	107 lbs.	6.1	–	168
GAATWD84-LX	107 lbs.	6.1	–	172
GAATWD90	114 lbs.	6.6	–	168
GAATWD90-LX	114 lbs.	6.6	–	172
GAATWD96	121 lbs.	7	–	168
GAATWD96-LX	121 lbs.	7	–	172
GAAUTC5H2424L-WW	413 lbs.	34.4	3	147
GAAUTC5H2424R-WW	413 lbs.	34.4	3	147
GAAUTC6H2424L-WW	461 lbs.	38.1	3	147
GAAUTC6H2424R-WW	461 lbs.	38.1	3	147
GAAWCF1H108-WG	360 lbs.	30.4	–	151
GAAWCF1H108-WW	329 lbs.	30.4	–	150
GAAWCF1H60-WG	212 lbs.	17.2	–	151
GAAWCF1H60-WW	195 lbs.	17.2	–	150
GAAWCF1H72-WG	246 lbs.	20.5	–	151
GAAWCF1H72-WW	225 lbs.	20.5	–	150

WEIGHTS + CUBES

model number	weight	cubes	#locks	page
GAAWCF1H90-WG	311 lbs.	25.4	–	151
GAAWCF1H90-WW	286 lbs.	25.4	–	150
GAAWCH1H102-WW	315 lbs.	28.7	–	148
GAAWCH1H108-WG	371 lbs.	30.4	–	149
GAAWCH1H108-WW	330 lbs.	30.4	–	148
GAAWCH1H30-WG	117 lbs.	9	–	149
GAAWCH1H30-WW	104 lbs.	9	–	148
GAAWCH1H36-WG	133 lbs.	10.7	–	149
GAAWCH1H36-WW	119 lbs.	10.7	–	148
GAAWCH1H60-WG	219 lbs.	17.2	–	149
GAAWCH1H60-WW	194 lbs.	17.2	–	148
GAAWCH1H66-WW	209 lbs.	18.9	–	148
GAAWCH1H72-WG	251 lbs.	20.5	–	149
GAAWCH1H72-WW	225 lbs.	20.5	–	148
GAAWCH1H78-WW	239 lbs.	22.1	–	148
GAAWCH1H84-WW	270 lbs.	23.8	–	148
GAAWCH1H90-WG	322 lbs.	25.4	–	149
GAAWCH1H90-WW	285 lbs.	25.4	–	148
GAAWCH1H96-WW	301 lbs.	27.1	–	148
GAAWCH2H30-WG	138 lbs.	12.4	–	155
GAAWCH2H30-WW	123 lbs.	12.4	–	154
GAAWCH2H36-WG	156 lbs.	14.7	–	155
GAAWCH2H36-WW	141 lbs.	14.7	–	154
GAAWCH2H60-WG	261 lbs.	23.7	–	155
GAAWCH2H60-WW	231 lbs.	23.7	–	154
GAAWCH2H66-WW	248 lbs.	26	–	154
GAAWCH2H72-WG	297 lbs.	28.3	–	155
GAAWCH2H72-WW	266 lbs.	28.3	–	154
GAAWCH2H78-WW	283 lbs.	30.5	–	154
GAAWCH2H84-WW	322 lbs.	32.8	–	154
GAAWCH2H90-WG	385 lbs.	35	–	155
GAAWCH2H90-WW	339 lbs.	35	–	154
GAAWCS1H108-WG	271 lbs.	30.4	–	153
GAAWCS1H108-WW	275 lbs.	30.4	–	152
GAAWCS1H60-WG	159 lbs.	17.2	–	153
GAAWCS1H60-WW	164 lbs.	17.2	–	152
GAAWCS1H72-WG	183 lbs.	20.5	–	153
GAAWCS1H72-WW	181 lbs.	20.5	–	152
GAAWCS1H90-WG	223 lbs.	25.4	–	153
GAAWCS1H90-WW	244 lbs.	25.4	–	152
GAAWCS2H60-WG	166 lbs.	23.7	–	157
GAAWCS2H60-WW	164 lbs.	23.7	–	156
GAAWCS2H72-WG	190 lbs.	28.3	–	157
GAAWCS2H72-WW	201 lbs.	28.3	–	156

model number	weight	cubes	#locks	page
GAAWCS2H90-WG	243 lbs.	35	–	157
GAAWCS2H90-WW	259 lbs.	35	–	156
GAAXRA3072L-W	550 lbs.	46.5	–	78
GAAXRA3072R-W	550 lbs.	46.5	–	79
GAAXRA3072TL-W	552 lbs.	46.5	–	78
GAAXRA3072TR-W	552 lbs.	46.5	–	79
GAAXRA3672L-W	571 lbs.	54.9	–	78
GAAXRA3672R-W	571 lbs.	54.9	–	79
GAAXRA3672TL-W	560 lbs.	54.9	–	78
GAAXRA3672TR-W	560 lbs.	54.9	–	79
GAAXRA3678L-W	568 lbs.	59.3	–	78
GAAXRA3678R-W	568 lbs.	59.3	–	79
GAAXRA3678TL-W	570 lbs.	59.3	–	78
GAAXRA3678TR-W	570 lbs.	59.3	–	79
GAAXRA3684L-W	578 lbs.	63.7	–	78
GAAXRA3684R-W	578 lbs.	63.7	–	79
GAAXRA3684TL-W	578 lbs.	63.7	–	78
GAAXRA3684TR-W	578 lbs.	63.7	–	79
GAAXRL3072L-W	152 lbs.	46.5	–	74
GAAXRL3072R-W	152 lbs.	46.5	–	75
GAAXRL3072TL-W	145 lbs.	46.5	–	74
GAAXRL3072TR-W	145 lbs.	46.5	–	75
GAAXRL3672L-W	181 lbs.	54.9	–	74
GAAXRL3672R-W	181 lbs.	54.9	–	75
GAAXRL3672TL-W	168 lbs.	54.9	–	74
GAAXRL3672TR-W	168 lbs.	54.9	–	75
GAAXRL3678L-W	191 lbs.	59.3	–	74
GAAXRL3678R-W	191 lbs.	59.3	–	75
GAAXRL3678TL-W	178 lbs.	59.3	–	74
GAAXRL3678TR-W	178 lbs.	59.3	–	75
GAAXRL3684L-W	200 lbs.	63.7	–	74
GAAXRL3684R-W	200 lbs.	63.7	–	75
GAAXRL3684TL-W	189 lbs.	63.7	–	74
GAAXRL3684TR-W	189 lbs.	63.7	–	75
GAAXRM3072L-W	220 lbs.	46.5	–	76
GAAXRM3072R-W	220 lbs.	46.5	–	77
GAAXRM3072TL-W	220 lbs.	46.5	–	76
GAAXRM3072TR-W	220 lbs.	46.5	–	77
GAAXRM3672L-W	245 lbs.	54.9	–	76
GAAXRM3672R-W	245 lbs.	54.9	–	77
GAAXRM3672TL-W	245 lbs.	54.9	–	76
GAAXRM3672TR-W	245 lbs.	54.9	–	77
GAAXRM3678L-W	265 lbs.	59.3	–	76
GAAXRM3678R-W	265 lbs.	59.3	–	77

WEIGHTS + CUBES

model number	weight	cubes	#locks	page
GAAXRM3678TL-W	265 lbs.	59.3	–	76
GAAXRM3678TR-W	265 lbs.	59.3	–	77
GAAXRM3684L-W	285 lbs.	63.7	–	76
GAAXRM3684R-W	285 lbs.	63.7	–	77
GAAXRM3684TL-W	284 lbs.	63.7	–	76
GAAXRM3684TR-W	284 lbs.	63.7	–	77
GAAXRR3072L-W	190 lbs.	46.5	–	80
GAAXRR3072R-W	190 lbs.	46.5	–	81
GAAXRR3072TL-W	196 lbs.	46.5	–	80
GAAXRR3072TR-W	196 lbs.	46.5	–	81
GAAXRR3672L-W	215 lbs.	54.9	–	80
GAAXRR3672R-W	215 lbs.	54.9	–	81
GAAXRR3672TL-W	230 lbs.	54.9	–	80
GAAXRR3672TR-W	230 lbs.	54.9	–	81
GAAXRR3678L-W	235 lbs.	59.3	–	80
GAAXRR3678R-W	235 lbs.	59.3	–	81
GAAXRR3678TL-W	242 lbs.	59.3	–	80
GAAXRR3678TR-W	242 lbs.	59.3	–	81
GAAXRR3684L-W	255 lbs.	63.7	–	80
GAAXRR3684R-W	255 lbs.	63.7	–	81
GAAXRR3684TL-W	254 lbs.	63.7	–	80
GAAXRR3684TR-W	254 lbs.	63.7	–	81
MXMCB	2 lbs.	0.6	–	124
MXMWB24	2 lbs.	1.2	–	124
MXMWB30	2 lbs.	1.2	–	124
SAAT-ARM250	15 lbs.	1	–	180
SAAT-ARM250D	18 lbs.	1	–	180
SAMAGNET	1 lbs.	0.1	–	182

CREDENTIALS™

The Gunlocke Company, LLC
One Gunlocke Drive, Wayland, NY 14572

800 828 6300 F 585 728 8350
www.gunlocke.com

CREDENTIALSPL012016